



Rotax Euro Challenge 2012 Genk / Belgium

Rotax Juniors

Genk / Belgium 1,360 Km

Non Qualifying Practice 1 Even Numbers

30.03.2012 14:24

Practice (9:00 Time) started at 14:24:00

Pos	No.	Name	Nat.	Chassis	Race Team	Laps	Best Tm	Diff	Gap In Lap	km/h	
1	98	Sam SCHIPPERS	NED	Intrepid	Team TKP	10	56.186			10	87,139
2	74	Jai NIJJAR	GBR	Tonykart	Global Karting	10	56.219	0.033	0.033	10	87,088
3	26	Jessica BACKMAN	SWE	Tonykart	Strawberry Racing	10	56.248	0.062	0.029	7	87,043
4	38	Cem BOLUKBASI	TUR	Kosmic	Paul Carr Racing	10	56.257	0.071	0.009	7	87,029
5	28	Shanaka CLAY	SRI	Tonykart	TBA	10	56.273	0.087	0.016	9	87,004
6	50	Lennert VAN BOGAERT	BEL	Maranello	EGP	10	56.304	0.118	0.031	10	86,957
7	54	Jay GOODWIN	GBR	Tonykart	Strawberry Racing	10	56.312	0.126	0.008	7	86,944
8	70	Max TIMMERMANS	BEL	Formula K	Formula K Europe	10	56.321	0.135	0.009	6	86,930
9	36	Henrique BAPTISTA	POR	Kosmic	Paul Carr Racing	10	56.356	0.170	0.035	9	86,876
10	82	Josh PRICE	GBR	Intrepid	RL Racing Dept Ltd	9	56.442	0.256	0.086	8	86,744
11	18	Thomas PREINING	AUT	Formula K	Formula K Europe	10	56.466	0.280	0.024	6	86,707
12	44	Ameer HASSAN	UAE	Fomula K	Formula K Europe	10	56.495	0.309	0.029	9	86,663
13	76	David WOODER	GBR	Alonso	Dan Holland Racing	10	56.514	0.328	0.019	7	86,633
14	42	Berkay BESLER	TUR	Tonykart	DNR Racing/Bouvin Power	10	56.539	0.353	0.025	9	86,595
15	16	Ryo HIROOKA	JPN	DR	VPDR	9	56.542	0.356	0.003	9	86,590
16	68	Vince HERSCIK	HUN	Birel	Kalman Motorsport	10	56.562	0.376	0.020	8	86,560
17	40	Jan JONCK	DEN	Tonykart	RS Competition	9	56.599	0.413	0.037	7	86,503
18	80	Marvin PIONKE	GER	Kosmic	RS Competition	10	56.669	0.483	0.070	7	86,396
19	78	Jakub KADLCAK	CZE	Tonykart	Gregor Racing	10	56.683	0.497	0.014	6	86,375
20	84	Patrik PASTOROK	SVK	Birel	Kalman Motorsport	9	56.709	0.523	0.026	9	86,336
21	20	Nico MULLER	GER	DR	VPDR	9	56.731	0.545	0.022	7	86,302
22	48	Frida GRANDIN	SWE	Kosmic	Soda Kart	10	56.737	0.551	0.006	9	86,293
23	30	Joel DEPTUCH	POL	Praga	Uniq Racing	9	56.785	0.599	0.048	9	86,220
24	34	Pepijn STEEMAN	NED	Gillard	DFK	9	56.807	0.621	0.022	9	86,187
25	56	Thomas SALVA	CZE	MS Kart	MS Kart Racing Team	10	56.808	0.622	0.001	9	86,185
26	64	Momo OKUDA	JPN	DR	VPDR	9	56.882	0.696	0.074	8	86,073
27	6	Finn KOOIJMAN	NED	Zanardi	Kartsupport	9	56.973	0.787	0.091	7	85,935
28	66	Peter HUBER	AUT	Birel	Kalman Motorsport	9	57.012	0.826	0.039	5	85,877
29	58	Robin BUIJS	NED	Praga	Brand Racing	10	57.078	0.892	0.066	7	85,777
30	52	Boris KOLFF	NED	Intrepid	Team TKP	10	57.082	0.896	0.004	6	85,771
31	24	Jan-Erik MEIKUP	EST	Tonykart	Aix Racing	9	57.290	1.104	0.208	9	85,460
32	60	Jan FILIP	CZE	Maranello	OK Kart	9	57.379	1.193	0.089	5	85,327
33	62	Bernard BRABOTEZ	BEL	Zanardi		9	57.765	1.579	0.386	4	84,757
34	22	Nils LAUB	GER	Intrepid	Team TKP	9	57.774	1.588	0.009	9	84,744



Rotax Euro Challenge 2012 Genk / Belgium

Rotax Seniors

Genk / Belgium 1,360 Km

Non Qualifying Practice 1 Even Numbers

30.03.2012 14:00

Practice (9:00 Time) started at 14:00:00

Pos	No.	Name	Nat.	Chassis	Race Team	Laps	Best Tm	Diff	Gap	In Lap	km/h
1	228	Jack AITKEN	GBR	Formula K	Protrain Racing	8	54.714			6	89,483
2	208	Charlie EASTWOOD	IRL	Formula K	Protrain Racing	9	54.798	0.084	0.084	7	89,346
3	250	Ludvig MORIN	SWE	Kosmic	Soda Kart	10	54.818	0.104	0.020	10	89,314
4	254	Harrison SCOTT	GBR	Tonykart	Strawberry Racing	10	54.842	0.128	0.024	8	89,275
5	236	Andy KING	GBR	Tonykart	Strawberry Racing	10	54.858	0.144	0.016	8	89,249
6	234	Ash HAND	GBR	Tonykart	Strawberry Racing	10	54.879	0.165	0.021	10	89,214
7	214	Michael COOL	BEL	Tonykart	Bouvin Power	9	54.894	0.180	0.015	5	89,190
8	268	Francisco MORA	POR	FA	Cabo do Mundo Kartteam	10	54.897	0.183	0.003	7	89,185
9	210	Antoine BARTHON	FRA	Alonso	Dan Holland Racing	10	54.907	0.193	0.010	10	89,169
10	238	Alexandre FINKELSTEIN	FRA	Tonykart	MD Competition	10	54.933	0.219	0.026	9	89,127
11	260	Bas DE LAAT	NED	Exprit	van Galen Racing	8	54.950	0.236	0.017	7	89,099
12	212	Jiri FORMAN	CZE	MS Kart	MS Kart Racing Team	9	54.991	0.277	0.041	7	89,033
13	296	Josh HART	NZL	Birel	Kalman Motorsport	9	54.999	0.285	0.008	7	89,020
14	278	Barrie PULLINGER	GBR	Alonso	Dan Holland Racing	10	54.999	0.285		9	89,020
15	230	Charlie TURNER	GBR	CRG	Coles Racing	10	55.061	0.347	0.062	8	88,920
16	294	Makino TADASUKE	JPN	Birel	Kalman Motorsport	10	55.071	0.357	0.010	7	88,903
17	224	Aavo TALVAR	EST	Intrepid	Talvar Racing	10	55.090	0.376	0.019	6	88,873
18	232	James SINGLETON	GBR	Tonykart	Coles Racing	9	55.095	0.381	0.005	8	88,865
19	272	Jules COUSIN	FRA	FA Kart	DSS Kart	8	55.103	0.389	0.008	6	88,852
20	290	Ukyo SASAHARA	JPN	DR	VPDR	9	55.151	0.437	0.048	7	88,774
21	258	Mikkel JOHNSEN	DEN	Haase	DMT Racing	9	55.227	0.513	0.076	5	88,652
22	292	Adam STIRLING	GBR	Intrepid	Team TKP	9	55.229	0.515	0.002	8	88,649
23	284	Oliver MYERS	GBR	Tonykart	Coles Racing	8	55.241	0.527	0.012	6	88,630
24	300	Joel AFFOLTER	NED	Gillard	PDB Racing Team	9	55.253	0.539	0.012	9	88,611
25	266	Petr FULIN	CZE	MS Kart	MS Kart Racing Team	9	55.276	0.562	0.023	9	88,574
26	218	Nicolai NIELSEN	DEN	TBA	Star Karting	9	55.283	0.569	0.007	7	88,562
27	216	Bryan EERDEN	NED	Intrepid	Team TKP	9	55.343	0.629	0.060	6	88,466
28	262	Alex ENGBLOM	SWE	Tonykart	Soda Kart	9	55.344	0.630	0.001	6	88,465
29	252	Juuso PYKALAINEN	FIN	Tonykart	MPT Racing	10	55.376	0.662	0.032	10	88,414
30	270	Santeri VARIS	FIN	Tonykart	JTL Racing	10	55.381	0.667	0.005	7	88,406
31	256	Jannie JOHANSEN	DEN	Tonykart	RS Competition	10	55.406	0.692	0.025	10	88,366
32	226	Erik STILLMAN	SWE	Sodikart	Wallberg Motorsport	9	55.461	0.747	0.055	8	88,278
33	240	Petr BEZEL	CZE	MS Kart	MS Kart Racing Team	10	55.486	0.772	0.025	4	88,238
34	286	Lukasz BARTOSZUK	POL	Praga	Uniq Racing	10	55.495	0.781	0.009	10	88,224
35	244	Eva BENES	FRA	Kosmic	PKS	10	55.509	0.795	0.014	10	88,202
36	220	Mathias SMITH	DEN	Kosmic	Star Karting	8	55.518	0.804	0.009	8	88,188
37	282	Mart SOO	EST	Tonykart	Aix Racing Team	9	55.525	0.811	0.007	7	88,176
38	280	Brandon NILSSON	SWE	Exprit	Brandon Racing	10	55.603	0.889	0.078	7	88,053
39	264	Marie BAKKAN	NOR	Birel	Kalman Motorsport	9	55.729	1.015	0.126	7	87,854
40	242	Miroslav KOVAR	CZE	MS Kart	MS Kart Racing Team	9	55.780	1.066	0.051	7	87,773
41	274	Mick NOLTEN	NED	Birel	KSG Racing	10	55.849	1.135	0.069	10	87,665
42	276	Sebastian MICHELS	GER	Intrepid	Kartteam Kreutz	10	55.879	1.165	0.030	8	87,618
43	288	Cecile MARTINI	FRA	Sodikart	Martini Racing Kart	10	55.919	1.205	0.040	10	87,555



Rotax Euro Challenge 2012 Genk / Belgium

Rotax DD2

Genk / Belgium 1,360 Km

Non Qualifying Practice 1

30.03.2012 14:48

Practice (9:00 Time) started at 14:48:00

Pos	No.	Name	Nat.	Chassis	Race Team	Laps	Best Tm	Diff	Gap In Lap	km/h
1	608	Xen DE RUWE	BEL	Formula K	Formula K Europe	10	53.420			7 91,651
2	624	Haralds GARKAKLIS	LTU	Gillard	DFK	10	53.671	0.251	0.251	7 91,222
3	603	Jules SZYMKOWIAK	BEL	Zanardi	G-Star Raw Racing	10	53.677	0.257	0.006	10 91,212
4	618	Thomas SMITH	DEN	Kosmic	Star Karting	9	53.698	0.278	0.021	9 91,177
5	607	Kevin LUDI	SUI	Birel	Spirit Racing	10	53.698	0.278		7 91,177
6	632	Antoine LEPESQUEUX	FRA	Sodikart	Sodi Junior Team	8	53.711	0.291	0.013	8 91,155
7	602	Mathias DETIGE	BEL	Tonykart	Bouvin Power	10	53.715	0.295	0.004	10 91,148
8	643	Tom DIELISSSEN	NED	CRG	CRG Holland	10	53.725	0.305	0.010	8 91,131
9	651	Maxime GRAVOUILLE	FRA	Sodikart	Kart Pro Racing	10	54.086	0.666	0.361	5 90,523
10	649	Miika LAIHO	FIN	Tonykart	MPT Racing	9	54.093	0.673	0.007	7 90,511
11	640	Chris STERKEN	NED	CRG	CRG Holland	10	54.136	0.716	0.043	8 90,439
12	623	Lucas ORROCK	GBR	Kosmic	Paul Carr Racing	10	54.141	0.721	0.005	5 90,431
13	642	Giel BRONDER	NED	CRG	CRG Holland	10	54.147	0.727	0.006	7 90,421
14	604	Patrick PEARCE	GBR	Maddox	PDB	10	54.148	0.728	0.001	6 90,419
15	622	Dzmitry RYMASHEUSKI	BLR	Intrepid	Talvar Racing	10	54.195	0.775	0.047	10 90,340
16	620	Florent LAMBERT (MASTER)	GBR	Tonykart	Tatum Racing	10	54.232	0.812	0.037	8 90,279
17	648	Carl CLEIRBAUT (MASTER)	BEL	Praga Kart	Brand Racing	10	54.266	0.846	0.034	9 90,222
18	625	Igor MUKHIN (MASTER)	RUS	Formula K	Formula K Europe	10	54.288	0.868	0.022	10 90,186
19	644	Erwin MONTFOORT	NED	Maddox	Montfoort Motorsport	10	54.381	0.961	0.093	9 90,031
20	639	Marcel SCHIRMER	GER	Intrepid	KM Racing	10	54.384	0.964	0.003	8 90,026
21	646	Dennis KROES (MASTER)	NED	Tonykart	Team Kroes	10	54.388	0.968	0.004	6 90,020
22	627	Fred ALLIKSAAR	EST	Zanardi	G-Star Raw Racing	6	54.447	1.027	0.059	6 89,922
23	615	Christophe ADAMS (MAST)	FRA	Sodikart	Sodikart NL	9	54.493	1.073	0.046	9 89,846
24	652	Harry DRYSDALE	GBR	Tonykart	Tatum Racing	10	54.500	1.080	0.007	10 89,835
25	653	Bart NUY (MASTER)	NED	Intrepid	Team TKP	9	54.573	1.153	0.073	7 89,715
26	630	Lorenzo SCATIGNA	ITA	Haase	TBA	6	54.612	1.192	0.039	6 89,651
27	641	Felix BERG	GER	CRG	CRG Holland	10	54.675	1.255	0.063	10 89,547
28	612	Maximilian FLEISCHMANN	GER	TBA	TBA	10	54.739	1.319	0.064	8 89,443
29	637	Martins STEINERTS	LTU	Gillard	Steinerts RT	7	54.806	1.386	0.067	5 89,333
30	635	Chris GROEN (MASTER)	NED	OTK	Team Kroes	10	55.003	1.583	0.197	9 89,013
31	636	Tamsin GERMAIN (MASTE)	GBR	Gillard	DG Racing	9	55.195	1.775	0.192	9 88,704
32	633	Colin DAVIS (MASTER)	GBR	Formula K	Formula K Europe	9	55.341	1.921	0.146	5 88,470
33	634	Nikita KHUDOV	RUS	Zanardi	G-Star Raw Racing	9	55.439	2.019	0.098	7 88,313
34	638	Geoffrey JAMIN	FRA	FA Kart	RM Concept	1	1:03.885	10.465	8.446	1 76,638
35	621	Sascha Pio HAIDA	GER	Birel	Haida Motorsport	4	1:51.241	57.821	47.356	2 44,013



Rotax Euro Challenge 2012 Genk / Belgium

Rotax DD2

Genk / Belgium 1,360 Km

Non Qualifying Practice 1

30.03.2012 14:48

Practice (9:00 Time) started at 14:48:00

Lap	Time of Day	Lap Tm	S1 Tm	S2 Tm	S3 Tm	Lap	Time of Day	Lap Tm	S1 Tm	S2 Tm	S3 Tm
1	14:49:13.236	1:00.936	26.119	17.755	17.062	(634) Nikita KHUDOV					
2	14:50:08.460	55.224	22.199	16.469	16.556	1	14:49:35.396	1:03.896	27.361	18.795	17.740
3	14:51:03.128	54.668	21.880	16.319	16.469	2	14:50:33.127	57.731	23.322	17.345	17.064
4	14:53:25.562	2:22.434	21.756	16.610	1:44.068	3	14:51:29.866	56.739	23.006	16.856	16.877
5	14:54:20.875	55.313	22.378	16.510	16.425	4	14:52:26.144	56.278	22.515	16.790	16.973
6	14:55:15.487	54.612	21.947	16.315	16.350	5	14:53:21.887	55.743	22.393	16.689	16.661
(641) Felix BERG						6	14:54:17.709	55.822	22.305	16.900	16.617
1	14:49:23.501	1:05.247	28.227	18.801	18.219	7	14:55:13.148	55.439	22.140	16.690	16.609
2	14:50:21.967	58.466	23.447	17.667	17.352	8	14:56:09.594	56.446	22.664	16.923	16.859
3	14:51:17.956	55.989	22.583	16.679	16.727	9	14:57:05.385	55.791	22.366	16.777	16.648
4	14:52:13.115	55.159	22.035	16.561	16.563	(638) Geoffrey JAMIN					
5	14:53:08.234	55.119	21.908	16.671	16.540	1	14:49:21.914	1:03.885	26.611	18.211	19.063
6	14:54:03.016	54.782	21.905	16.357	16.520	(621) Sascha Pio HAIDA					
7	14:54:58.124	55.108	21.895	16.563	16.650	1	14:50:16.146	1:53.645	31.865	21.198	1:00.582
8	14:55:55.494	57.370	21.927	16.305	19.138	2	14:52:07.387	1:51.241	31.000	18.982	1:01.259
9	14:56:51.689	56.195	23.301	16.395	16.499	3	14:54:03.241	1:55.854	27.051	18.189	1:10.614
10	14:57:46.364	54.675	21.734	16.322	16.619	4	14:57:03.499	3:00.258	29.623	19.447	2:11.188
(612) Maximilian FLEISCHMANN											
1	14:49:27.058	1:04.280	28.017	18.670	17.593						
2	14:50:24.094	57.036	23.354	16.930	16.752						
3	14:51:19.568	55.474	22.246	16.617	16.611						
4	14:52:14.645	55.077	21.869	16.600	16.608						
5	14:53:09.490	54.845	21.809	16.428	16.608						
6	14:54:04.314	54.824	21.960	16.387	16.477						
7	14:54:59.068	54.754	22.007	16.304	16.443						
8	14:55:53.807	54.739	21.810	16.365	16.564						
9	14:56:48.923	55.116	22.311	16.342	16.463						
10	14:57:44.083	55.160	22.317	16.358	16.485						
(637) Martins STEINERTS											
1	14:49:18.816	1:01.808	26.170	18.111	17.527						
2	14:50:14.943	56.127	22.619	16.665	16.843						
3	14:51:10.247	55.304	22.236	16.425	16.643						
4	14:52:05.341	55.094	21.978	16.463	16.653						
5	14:53:00.147	54.806	21.967	16.288	16.551						
6	14:53:55.718	55.571	22.318	16.601	16.652						
7	14:54:50.947	55.229	22.163	16.487	16.579						
(635) Chris GROEN (MASTER)											
1	14:49:28.461	1:02.153	26.634	18.054	17.465						
2	14:50:25.544	57.083	23.000	17.116	16.967						
3	14:51:21.753	56.209	22.594	16.870	16.745						
4	14:52:17.383	55.630	22.273	16.614	16.743						
5	14:53:14.949	57.566	22.100	16.635	18.831						
6	14:54:10.197	55.248	22.140	16.547	16.561						
7	14:55:05.446	55.249	22.246	16.379	16.624						
8	14:56:00.734	55.288	22.128	16.508	16.652						
9	14:56:55.737	55.003	21.953	16.517	16.533						
10	14:57:50.838	55.101	21.983	16.478	16.640						
(636) Tamsin GERMAIN (MASTER)											
1	14:49:38.612	1:01.856	26.060	18.130	17.666						
2	14:50:35.490	56.878	22.740	17.203	16.935						
3	14:51:31.415	55.925	22.377	16.758	16.790						
4	14:52:27.007	55.592	21.951	16.639	17.002						
5	14:53:22.407	55.400	22.007	16.755	16.638						
6	14:54:18.248	55.841	21.939	17.251	16.651						
7	14:55:13.506	55.258	21.923	16.568	16.767						
8	14:56:08.803	55.297	22.229	16.464	16.604						
9	14:57:03.998	55.195	22.019	16.655	16.521						
(633) Colin DAVIS (MASTER)											
1	14:49:27.424	1:04.286	28.012	18.560	17.714						
2	14:50:25.376	57.952	23.267	17.514	17.171						
3	14:51:21.379	56.003	22.459	16.802	16.742						
4	14:52:17.135	55.756	22.157	16.633	16.966						
5	14:53:12.476	55.341	22.121	16.526	16.694						
6	14:54:07.871	55.395	21.989	16.524	16.882						
7	14:55:04.626	56.755	23.416	16.712	16.627						
8	14:56:00.997	56.371	22.273	16.917	17.181						
9	14:56:56.682	55.685	22.273	16.628	16.784						



Rotax Euro Challenge 2012 Genk / Belgium

Rotax DD2

Genk / Belgium 1,360 Km

Qualifying Practice **-NEW-**

30.03.2012 18:00

Qualifying (15:00 Time) started at 18:00:01

Pos	No.	Name	Nat.	Chassis	Race Team	Laps	Best Tm	Diff	Gap In Lap	km/h
1	608	Xen DE RUWE	BEL	Formula K	Formula K Europe	11	53.414		8	91,661
2	618	Thomas SMITH	DEN	Kosmic	Star Karting	12	53.512	0.098	0.098	8 91,493
3	624	Haralds GARKAKLIS	LAT	Gillard	DFK	10	53.539	0.125	0.027	9 91,447
4	603	Jules SZYMKOWIAK	BEL	Zanardi	G-Star Raw Racing	11	53.551	0.137	0.012	8 91,427
5	627	Fred ALLIKSAAR	EST	Zanardi	G-Star Raw Racing	8	53.580	0.166	0.029	6 91,377
6	632	Antoine LEPESQUEUX	FRA	Sodikart	Sodi Junior Team	11	53.593	0.179	0.013	6 91,355
7	602	Mathias DETIGE	BEL	Tonykart	Bouvin Power	11	53.643	0.229	0.050	6 91,270
8	643	Tom DIELISSSEN	NED	CRG	CRG Holland	11	53.672	0.258	0.029	7 91,221
9	649	Miika LAIHO	FIN	Tonykart	MPT Racing	10	53.738	0.324	0.066	7 91,109
10	607	Kevin LUDI	SUI	Birel	Spirit Racing	12	53.745	0.331	0.007	6 91,097
11	622	Dzmitry RYMASHEUSKI	BLR	Intrepid	Talvar Racing	11	53.790	0.376	0.045	8 91,021
12	604	Patrick PEARCE	GBR	Maddox	PDB	12	53.839	0.425	0.049	5 90,938
13	642	Giel BRONDER	NED	CRG	CRG Holland	10	53.871	0.457	0.032	6 90,884
14	648	Carl CLEIRBAUT (MASTER)	BEL	Praga Kart	Brand Racing	12	53.923	0.509	0.052	7 90,796
15	630	Lorenzo SCATIGNA	ITA	Haase	TBA	11	53.963	0.549	0.040	7 90,729
16	644	Erwin MONTFOORT	NED	Maddox	Montfoort Motorsport	11	53.967	0.553	0.004	5 90,722
17	612	Maximilian FLEISCHMANN	GER	TBA	TBA	14	53.989	0.575	0.022	10 90,685
18	636	Tamsin GERMAIN (MASTE)	GBR	Gillard	DG Racing	14	54.038	0.624	0.049	9 90,603
19	641	Felix BERG	GER	CRG	CRG Holland	12	54.050	0.636	0.012	8 90,583
20	638	Geoffrey JAMIN	FRA	FA Kart	RM Concept	12	54.051	0.637	0.001	7 90,581
21	639	Marcel SCHIRMER	GER	Intrepid	KM Racing	14	54.101	0.687	0.050	12 90,497
22	620	Florent LAMBERT (MASTEI)	GBR	Tonykart	Tatum Racing	13	54.147	0.733	0.046	9 90,421
23	625	Igor MUKHIN (MASTER)	RUS	Formula K	Formula K Europe	10	54.225	0.811	0.078	10 90,290
24	640	Chris STERKEN	NED	CRG	CRG Holland	11	54.251	0.837	0.026	9 90,247
25	646	Dennis KROES (MASTER)	NED	Tonykart	Team Kroes	13	54.258	0.844	0.007	7 90,236
26	653	Bart NUY (MASTER)	NED	Intrepid	Team TKP	13	54.267	0.853	0.009	6 90,221
27	615	Christophe ADAMS (MAST)	FRA	Sodikart	Sodikart NL	11	54.292	0.878	0.025	9 90,179
28	637	Martins STEINERTS	LAT	Gillard	Steinerts RT	14	54.450	1.036	0.158	8 89,917
29	652	Harry DRYSDALE	GBR	Tonykart	Tatum Racing	12	54.516	1.102	0.066	12 89,808
30	634	Nikita KHUODOV	RUS	Zanardi	G-Star Raw Racing	15	54.614	1.200	0.098	12 89,647
31	635	Chris GROEN (MASTER)	NED	OTK	Team Kroes	11	54.838	1.424	0.224	11 89,281
32	633	Colin DAVIS (MASTER)	GBR	Formula K	Formula K Europe	9	55.044	1.630	0.206	8 88,947
33	623	Lucas ORROCK	GBR	Kosmic	Paul Carr Racing	5	55.142	1.728	0.098	4 88,789
34	621	Sascha Pio HAIDA	GER	Birel	Haida Motorsport	2	1:01.565	8.151	6.423	2 79,526

Not classified										
DQ	651	Maxime GRAVOUILLE	FRA	Sodikart	Kart Pro Racing	12	53.948		6	90,754

Announcements

These results are provisional until the conclusion of any judicial and technical matters
 No. 651 excluded of Qualifying Practice / reason under the weight



Rotax Euro Challenge 2012 Genk / Belgium

Rotax DD2

Genk / Belgium 1,360 Km

Qualifying Practice

30.03.2012 18:00

Qualifying (15:00 Time) started at 18:00:01

Lap	Time of Day	Lap Tm	S1 Tm	S2 Tm	S3 Tm	Lap	Time of Day	Lap Tm	S1 Tm	S2 Tm	S3 Tm
11	18:11:30.334	54.838	21.944	16.318	16.576						
(633) Colin DAVIS (MASTER)											
1	18:05:03.895	1:14.527	34.394	20.702	19.431						
2	18:06:04.189	1:00.294	23.691	17.664	18.939						
3	18:07:00.865	56.676	22.941	16.850	16.885						
4	18:07:56.542	55.677	22.210	16.753	16.714						
5	18:08:52.261	55.719	22.177	16.602	16.940						
6	18:09:48.695	56.434	22.285	17.115	17.034						
7	18:10:44.160	55.465	22.341	16.588	16.536						
8	18:11:39.204	55.044	21.874	16.613	16.557						
9	18:12:34.252	55.048	21.922	16.494	16.632						
(623) Lucas ORROCK											
1	18:05:06.830	1:03.428	27.699	18.106	17.623						
2	18:06:20.306	1:13.476	28.992	24.991	19.493						
3	18:07:16.518	56.212	22.942	16.678	16.592						
4	18:08:11.660	55.142	22.108	16.444	16.590						
5	18:09:07.522	55.862	22.168	16.458	17.236						
(621) Sascha Pio HAIDA											
1	18:04:02.187	1:07.308	28.205	18.946	20.157						
2	18:05:03.752	1:01.565	24.790	18.313	18.462						

Timekeeping Ingrid and Meik Wagner:

Clerk of the course Nigel Edwards:

Steward (Chairman) Olivier Steveny:

Chief Scrutineer Paul Klaassen:

www.mylaps.com

Licensed to: Motorsport Events

Rotax Euro Challenge 2012
 Class: Rotax Max DD2
 Date/Time: 31.03.2012 12:10

Track: Genk / Belgium
 Heat: Race 7 Qualifying Heat 1
 Laps: 11

Edition 1

Maxime GRAVOUILLE	651	EXC EXC	18	
	35			
Lucas ORROCK	623	55.142 1.728	17	Sascha Pio HAIDA 1:01.565 8.151
	33			34
Chris GROEN (MASTER)	635	54.838 1.424	16	Colin DAVIS (MASTER) 55.044 1.630
	31			32
Harry DRYSDALE	652	54.516 1.102	15	Nikita KHUDOV 54.614 1.200
	29			30
Christophe ADAMS (MASTER)	615	54.292 0.878	14	Martins STEINERTS 54.450 1.036
	27			28
Dennis KROES (MASTER)	646	54.258 0.844	13	Bart NUY (MASTER) 54.267 0.853
	25			26
Igor MUKHIN (MASTER)	625	54.225 0.811	12	Chris STERKEN 54.251 0.837
	23			24
Marcel SCHIRMER	639	54.101 0.687	11	Florent LAMBERT (MASTER) 54.147 0.733
	21			22
Felix BERG	641	54.050 0.636	10	Geoffrey JAMIN 54.051 0.637
	19			20
Maximilian FLEISCHMANN	612	53.989 0.575	9	Tamsin GERMAIN (MASTER) 54.038 0.624
	17			18
Lorenzo SCATIGNA	630	53.963 0.549	8	Erwin MONTFOORT 53.967 0.553
	15			16
Giel BRONDER	642	53.871 0.457	7	Carl CLEIRBAUT (MASTER) 53.923 0.509
	13			14
Dzmitry RYMASHEUSKI	622	53.790 0.376	6	Patrick PEARCE 53.839 0.425
	11			12
Miika LAIHO	649	53.738 0.324	5	Kevin LUDI 53.745 0.331
	9			10
Mathias DETIGE	602	53.643 0.229	4	Tom DIELISSSEN 53.672 0.258
	7			8
Fred ALLIKSAAR	627	53.580 0.166	3	Antoine LEPESQUEUX 53.593 0.179
	5			6
Haralds GARKAKLIS	624	53.539 0.125	2	Jules SZYMKOWIAK 53.551 0.137
	3			4
Xen DE RUWE	608	53.414	1	Thomas SMITH 53.512 0.098
	1			2

Pole Position

Clerk of the course Nigel Edwards:
 Stewards (Chairman) Olivier Steveny:

Scrutineer Paul Klaassen:
 Timekeeping Ingrid/Meik Wagner:

Rotax Euro Challenge 2012
 Class: Rotax Max DD2
 Date/Time: 31.03.2012 15:00

Track: Genk / Belgium
 Heat: Race 14 Qualifying Heat 2
 Laps: 11

Edition 1

Maxime GRAVOUILLE	651	EXC EXC	18	
	35			
Lucas ORROCK	623	55.142 1.728	17	Sascha Pio HAIDA 1:01.565 8.151
	33			34
Chris GROEN (MASTER)	635	54.838 1.424	16	Colin DAVIS (MASTER) 55.044 1.630
	31			32
Harry DRYSDALE	652	54.516 1.102	15	Nikita KHUDOV 54.614 1.200
	29			30
Christophe ADAMS (MASTER)	615	54.292 0.878	14	Martins STEINERTS 54.450 1.036
	27			28
Dennis KROES (MASTER)	646	54.258 0.844	13	Bart NUY (MASTER) 54.267 0.853
	25			26
Igor MUKHIN (MASTER)	625	54.225 0.811	12	Chris STERKEN 54.251 0.837
	23			24
Marcel SCHIRMER	639	54.101 0.687	11	Florent LAMBERT (MASTER) 54.147 0.733
	21			22
Felix BERG	641	54.050 0.636	10	Geoffrey JAMIN 54.051 0.637
	19			20
Maximilian FLEISCHMANN	612	53.989 0.575	9	Tamsin GERMAIN (MASTER) 54.038 0.624
	17			18
Lorenzo SCATIGNA	630	53.963 0.549	8	Erwin MONTFOORT 53.967 0.553
	15			16
Giel BRONDER	642	53.871 0.457	7	Carl CLEIRBAUT (MASTER) 53.923 0.509
	13			14
Dzmitry RYMASHEUSKI	622	53.790 0.376	6	Patrick PEARCE 53.839 0.425
	11			12
Miika LAIHO	649	53.738 0.324	5	Kevin LUDI 53.745 0.331
	9			10
Mathias DETIGE	602	53.643 0.229	4	Tom DIELISSSEN 53.672 0.258
	7			8
Fred ALLIKSAAR	627	53.580 0.166	3	Antoine LEPESQUEUX 53.593 0.179
	5			6
Haralds GARKAKLIS	624	53.539 0.125	2	Jules SZYMKOWIAK 53.551 0.137
	3			4
Xen DE RUWE	608	53.414	1	Thomas SMITH 53.512 0.098
	1			2

Pole Position

Clerk of the course Nigel Edwards:
 Stewards (Chairman) Olivier Steveny:

Scrutineer Paul Klaassen:
 Timekeeping Ingrid/Meik Wagner:

Rotax Euro Challenge 2012
 Class: Rotax Max DD2
 Date/Time: 31.03.2012 17:00

Track: Genk / Belgium
 Heat: Race 19 Qualifying Heat 3
 Laps: 11

Edition 1

Maxime GRAVOUILLE	651	EXC EXC	18	
	35			
Lucas ORROCK	623	55.142 1.728	17	Sascha Pio HAIDA
	33			621
				1:01.565 8.151
Chris GROEN (MASTE	635	54.838 1.424	16	Colin DAVIS (MASTER
	31			633
				55.044 1.630
Harry DRYSDALE	652	54.516 1.102	15	Nikita KHUDOV
	29			634
				54.614 1.200
Christophe ADAMS (MASTE	615	54.292 0.878	14	Martins STEINERTS
	27			637
				54.450 1.036
Dennis KROES (MASTE	646	54.258 0.844	13	Bart NUY (MASTER)
	25			653
				54.267 0.853
Igor MUKHIN (MASTE	625	54.225 0.811	12	Chris STERKEN
	23			640
				54.251 0.837
Marcel SCHIRMER	639	54.101 0.687	11	Florent LAMBERT (MAS
	21			620
				54.147 0.733
Felix BERG	641	54.050 0.636	10	Geoffrey JAMIN
	19			638
				54.051 0.637
Maximilian FLEISCHMANN	612	53.989 0.575	9	Tamsin GERMAIN (MAS
	17			636
				54.038 0.624
Lorenzo SCATIGNA	630	53.963 0.549	8	Erwin MONTFOORT
	15			644
				53.967 0.553
Giel BRONDER	642	53.871 0.457	7	Carl CLEIRBAUT (MA
	13			648
				53.923 0.509
Dzmitry RYMASHEUSKI	622	53.790 0.376	6	Patrick PEARCE
	11			604
				53.839 0.425
Miika LAIHO	649	53.738 0.324	5	Kevin LUDI
	9			607
				53.745 0.331
Mathias DETIGE	602	53.643 0.229	4	Tom DIELISSEN
	7			643
				53.672 0.258
Fred ALLIKSAAR	627	53.580 0.166	3	Antoine LEPESQUEUX
	5			632
				53.593 0.179
Haralds GARKAKLIS	624	53.539 0.125	2	Jules SZYMKOWIAK
	3			603
				53.551 0.137
Xen DE RUWE	608	53.414	1	Thomas SMITH
	1			618
				53.512 0.098

Pole Position

Row

2

Clerk of the course Nigel Edwards:
 Stewards (Chairman) Olivier Steveny:

Scrutineer Paul Klaassen:
 Timekeeping Ingrid/Meik Wagner:



Rotax Euro Challenge 2012 Genk / Belgium

Rotax DD2

Genk / Belgium 1,360 Km

Warm up Saturday

31.03.2012 09:40

Practice (5:00 Time) started at 9:40:00

Pos	No.	Name	Nat.	Chassis	Race Team	Laps	Best Tm	Diff	Gap In Lap	km/h
1	608	Xen DE RUWE	BEL	Formula K	Formula K Europe	6	53.654		6	91,251
2	627	Fred ALLIKSAAR	EST	Zanardi	G-Star Raw Racing	6	53.866	0.212	0.212	5 90,892
3	603	Jules SZYMKOWIAK	BEL	Zanardi	G-Star Raw Racing	6	53.968	0.314	0.102	6 90,720
4	632	Antoine LEPESQUEUX	FRA	Sodikart	Sodi Junior Team	6	54.073	0.419	0.105	6 90,544
5	607	Kevin LUDI	SUI	Birel	Spirit Racing	6	54.090	0.436	0.017	5 90,516
6	618	Thomas SMITH	DEN	Kosmic	Star Karting	6	54.108	0.454	0.018	5 90,486
7	602	Mathias DETIGE	BEL	Tonykart	Bouvin Power	6	54.162	0.508	0.054	6 90,395
8	630	Lorenzo SCATIGNA	ITA	Haase	TBA	6	54.245	0.591	0.083	6 90,257
9	624	Haralds GARKAKLIS	LAT	Gillard	DFK	6	54.268	0.614	0.023	6 90,219
10	642	Giel BRONDER	NED	CRG	CRG Holland	6	54.306	0.652	0.038	6 90,156
11	622	Dzmitry RYMASHEUSKI	BLR	Intrepid	Talvar Racing	6	54.311	0.657	0.005	5 90,147
12	623	Lucas ORROCK	GBR	Kosmic	Paul Carr Racing	6	54.330	0.676	0.019	5 90,116
13	651	Maxime GRAVOUILLE	FRA	Sodikart	Kart Pro Racing	6	54.384	0.730	0.054	6 90,026
14	643	Tom DIELISSSEN	NED	CRG	CRG Holland	6	54.390	0.736	0.006	6 90,017
15	604	Patrick PEARCE	GBR	Maddox	PDB	6	54.431	0.777	0.041	6 89,949
16	638	Geoffrey JAMIN	FRA	FA Kart	RM Concept	6	54.448	0.794	0.017	6 89,921
17	621	Sascha Pio HAIDA	GER	Birel	Haida Motorsport	6	54.486	0.832	0.038	6 89,858
18	648	Carl CLEIRBAUT (MASTER)	BEL	Praga Kart	Brand Racing	6	54.511	0.857	0.025	5 89,817
19	649	Miika LAIHO	FIN	Tonykart	MPT Racing	5	54.551	0.897	0.040	5 89,751
20	625	Igor MUKHIN (MASTER)	RUS	Formula K	Formula K Europe	6	54.563	0.909	0.012	6 89,731
21	646	Dennis KROES (MASTER)	NED	Tonykart	Team Kroes	6	54.677	1.023	0.114	5 89,544
22	615	Christophe ADAMS (MAST)	FRA	Sodikart	Sodikart NL	6	54.689	1.035	0.012	6 89,524
23	620	Florent LAMBERT (MASTEI)	GBR	Tonykart	Tatum Racing	6	54.704	1.050	0.015	5 89,500
24	640	Chris STERKEN	NED	CRG	CRG Holland	6	54.731	1.077	0.027	5 89,456
25	612	Maximilian FLEISCHMANN	GER	TBA	TBA	6	54.777	1.123	0.046	6 89,381
26	639	Marcel SCHIRMER	GER	Intrepid	KM Racing	5	54.821	1.167	0.044	5 89,309
27	644	Erwin MONTFOORT	NED	Maddox	Montfoort Motorsport	6	54.833	1.179	0.012	6 89,289
28	636	Tamsin GERMAIN (MASTE)	GBR	Gillard	DG Racing	6	54.897	1.243	0.064	6 89,185
29	637	Martins STEINERTS	LAT	Gillard	Steinerts RT	6	54.997	1.343	0.100	6 89,023
30	653	Bart NUY (MASTER)	NED	Intrepid	Team TKP	5	55.244	1.590	0.247	4 88,625
31	633	Colin DAVIS (MASTER)	GBR	Formula K	Formula K Europe	6	55.307	1.653	0.063	6 88,524
32	641	Felix BERG	GER	CRG	CRG Holland	5	55.513	1.859	0.206	5 88,196
33	635	Chris GROEN (MASTER)	NED	OTK	Team Kroes	6	55.699	2.045	0.186	6 87,901
34	634	Nikita KHUDOV	RUS	Zanardi	G-Star Raw Racing	5	56.158	2.504	0.459	5 87,183
35	652	Harry DRYSDALE	GBR	Tonykart	Tatum Racing	1	1:02.991	9.337	6.833	1 77,725



Rotax Euro Challenge 2012 Genk / Belgium

Rotax DD2 Genk / Belgium 1,360 Km

RACE 7 Qualifying Heat 1 31.03.2012 12:10


Race (11 Laps) started at 12:13:59

Pos	No.	Name	Nat.	Chassis	Race Team	Laps	Total Tm	Diff	Best Tm	In Lap	km/h	Points
1	608	Xen DE RUWE	BEL	Formula K	Formula K Europe	11	10:01.043		53.988	8	90,687	0
2	603	Jules SZYMKOWIAK	BEL	Zanardi	G-Star Raw Racing	11	10:03.561	2.518	54.240	6	90,265	2
3	624	Haralds GARKAKLIS	LAT	Gillard	DFK	11	10:03.718	2.675	54.316	11	90,139	3
4	618	Thomas SMITH	DEN	Kosmic	Star Karting	11	10:03.923	2.880	54.098	8	90,502	4
5	649	Miika LAIHO	FIN	Tonykart	MPT Racing	11	10:04.480	3.437	54.336	7	90,106	5
6	643	Tom DIELISSSEN	NED	CRG	CRG Holland	11	10:07.053	6.010	54.423	11	89,962	6
7	642	Giel BRONDER	NED	CRG	CRG Holland	11	10:07.657	6.614	54.555	9	89,744	7
8	604	Patrick PEARCE	GBR	Maddox	PDB	11	10:09.744	8.701	54.456	8	89,907	8
9	607	Kevin LUDI	SUI	Birel	Spirit Racing	11	10:11.757	10.714	54.464	8	89,894	9
10	648	Carl CLEIRBAUT (MASTER)	BEL	Praga Kart	Brand Racing	11	10:12.185	11.142	54.443	8	89,929	10
11	612	Maximilian FLEISCHMANN	GER	TBA	TBA	11	10:12.545	11.502	54.346	6	90,089	11
12	621	Sascha Pio HAIDA	GER	Birel	Haida Motorsport	11	10:14.027	12.984	54.470	7	89,884	12
13	602	Mathias DETIGE	BEL	Tonykart	Bouvin Power	11	10:16.655	15.612	54.316	6	90,139	13
14	638	Geoffrey JAMIN	FRA	FA Kart	RM Concept	11	10:16.925	15.882	54.485	7	89,860	14
15	651	Maxime GRAVOUILLE	FRA	Sodikart	Kart Pro Racing	11	10:17.128	16.085	54.607	5	89,659	15
16	639	Marcel SCHIRMER	GER	Intrepid	KM Racing	11	10:18.762	17.719	54.542	9	89,766	16
17	632	Antoine LEPESQUEUX	FRA	Sodikart	Sodi Junior Team	11	10:18.861	17.818	54.182	6	90,362	17
18	636	Tamsin GERMAIN (MASTER)	GBR	Gillard	DG Racing	11	10:19.914	18.871	54.978	7	89,054	18
19	630	Lorenzo SCATIGNA	ITA	Haase	TBA	11	10:20.707	19.664	54.419	11	89,969	19
20	640	Chris STERKEN	NED	CRG	CRG Holland	11	10:22.623	21.580	54.772	10	89,389	20
21	646	Dennis KROES (MASTER)	NED	Tonykart	Team Kroes	11	10:23.310	22.267	54.688	11	89,526	21
22	622	Dzmitry RYMASHEUSKI	BLR	Intrepid	Talvar Racing	11	10:23.636	22.593	54.367	11	90,055	22
23	652	Harry DRYSDALE	GBR	Tonykart	Tatum Racing	11	10:24.723	23.680	54.772	7	89,389	23
24	644	Erwin MONTFOORT	NED	Maddox	Montfoort Motorsport	11	10:24.895	23.852	54.878	5	89,216	24
25	653	Bart NUY (MASTER)	NED	Intrepid	Team TKP	11	10:25.344	24.301	54.974	7	89,060	25
26	620	Florent LAMBERT (MASTER)	GBR	Tonykart	Tatum Racing	11	10:25.706	24.663	55.061	11	88,920	26
27	623	Lucas ORROCK	GBR	Kosmic	Paul Carr Racing	11	10:26.277	25.234	54.870	7	89,229	27
28	637	Martins STEINERTS	LAT	Gillard	Steinerts RT	11	10:26.473	25.430	55.058	9	88,924	28
29	633	Colin DAVIS (MASTER)	GBR	Formula K	Formula K Europe	11	10:26.898	25.855	54.993	11	89,030	29
30	641	Felix BERG	GER	CRG	CRG Holland	11	10:27.456	26.413	54.676	9	89,546	30
31	635	Chris GROEN (MASTER)	NED	OTK	Team Kroes	11	10:28.331	27.288	55.130	9	88,808	31
32	625	Igor MUKHIN (MASTER)	RUS	Formula K	Formula K Europe	2	2:43.463	9 Laps	59.017	2	82,959	32
33	627	Fred ALLIKSAAR	EST	Zanardi	G-Star Raw Racing	1	1:05.279	10 Laps	1:04.950	1	75,381	33
34	615	Christophe ADAMS (MASTE)	FRA	Sodikart	Sodikart NL		1.718	11 Laps		0	-	34
35	634	Nikita KHUDOV	RUS	Zanardi	G-Star Raw Racing					0	-	35

Announcements

These results are provisional until the conclusion of any judicial and technical matters
 Started: 35 Classified: 35 Not classified: 0

Margin of Victory	Ø km/h	Best Lap Tm	km/h	Best Lap by
2.518	89,604	53.988	90,687	608 - Xen DE RUWE

Timekeeping Ingrid and Meik Wagner:  Clerk of the course Nigel Edwards: www.mylaps.com
 Steward (Chairman) Olivier Steveny: Chief Scrutineer Paul Klaassen: Licensed to: Motorsport Events
 Printed: 31.03.2012 12:25:02 posted at: h



Rotax Euro Challenge 2012 Genk / Belgium

Rotax DD2

Genk / Belgium 1,360 Km

RACE 14 Qualifying Heat 2

31.03.2012 15:00

Race (11 Laps) started at 15:02:38

Pos	No.	Name	Nat.	Chassis	Race Team	Laps	Total Tm	Diff	Best Tm	In Lap	km/h	Points
1	608	Xen DE RUWE	BEL	Formula K	Formula K Europe	11	10:01.080		54.050	10	90,583	0
2	627	Fred ALLIKSAAR	EST	Zanardi	G-Star Raw Racing	11	10:05.261	4.181	54.342	6	90,096	2
3	603	Jules SZYMKOWIAK	BEL	Zanardi	G-Star Raw Racing	11	10:05.427	4.347	54.206	11	90,322	3
4	649	Miika LAIHO	FIN	Tonykart	MPT Racing	11	10:05.647	4.567	54.137	11	90,437	4
5	624	Haralds GARKAKLIS	LAT	Gillard	DFK	11	10:06.158	5.078	54.297	8	90,171	5
6	602	Mathias DETIGE	BEL	Tonykart	Bouvin Power	11	10:08.501	7.421	54.339	10	90,101	6
7	607	Kevin LUDI	SUI	Birel	Spirit Racing	11	10:09.837	8.757	54.559	8	89,738	7
8	630	Lorenzo SCATIGNA	ITA	Haase	TBA	11	10:10.237	9.157	54.612	6	89,651	8
9	615	Christophe ADAMS (MASTE	FRA	Sodikart	Sodikart NL	11	10:10.392	9.312	54.552	4	89,749	9
10	604	Patrick PEARCE	GBR	Maddox	PDB	11	10:10.579	9.499	54.560	6	89,736	10
11	642	Giel BRONDER	NED	CRG	CRG Holland	11	10:10.693	9.613	54.519	6	89,804	11
12	640	Chris STERKEN	NED	CRG	CRG Holland	11	10:10.913	9.833	54.724	11	89,467	12
13	652	Harry DRYSDALE	GBR	Tonykart	Tatum Racing	11	10:11.301	10.221	54.666	7	89,562	13
14	639	Marcel SCHIRMER	GER	Intrepid	KM Racing	11	10:11.537	10.457	54.746	11	89,431	14
15	638	Geoffrey JAMIN	FRA	FA Kart	RM Concept	11	10:12.386	11.306	54.492	11	89,848	15
16	651	Maxime GRAVOUILLE	FRA	Sodikart	Kart Pro Racing	11	10:13.240	12.160	54.589	9	89,688	16
17	625	Igor MUKHIN (MASTER)	RUS	Formula K	Formula K Europe	11	10:13.834	12.754	54.409	7	89,985	17
18	632	Antoine LEPESQUEUX	FRA	Sodikart	Sodi Junior Team	11	10:13.943	12.863	54.267	11	90,221	18
19	623	Lucas ORROCK	GBR	Kosmic	Paul Carr Racing	11	10:14.535	13.455	54.209	11	90,317	19
20	653	Bart NUY (MASTER)	NED	Intrepid	Team TKP	11	10:15.931	14.851	54.861	6	89,244	20
21	644	Erwin MONTFOORT	NED	Maddox	Montfoort Motorsport	11	10:16.583	15.503	54.724	10	89,467	21
22	620	Florent LAMBERT (MASTER	GBR	Tonykart	Tatum Racing	11	10:16.769	15.689	54.703	9	89,501	22
23	641	Felix BERG	GER	CRG	CRG Holland	11	10:17.039	15.959	54.548	10	89,756	23
24	648	Carl CLEIRBAUT (MASTER)	BEL	Praga Kart	Brand Racing	11	10:17.395	16.315	54.468	10	89,888	24
25	646	Dennis KROES (MASTER)	NED	Tonykart	Team Kroes	11	10:17.925	16.845	54.552	10	89,749	25
26	622	Dzmitry RYMASHEUSKI	BLR	Intrepid	Talvar Racing	11	10:18.134	17.054	54.358	6	90,070	26
27	621	Sascha Pio HAIDA	GER	Birel	Haida Motorsport	11	10:18.975	17.895	54.587	6	89,692	27
28	636	Tamsin GERMAIN (MASTER)	GBR	Gillard	DG Racing	11	10:19.495	18.415	54.752	7	89,421	28
29	637	Martins STEINERTS	LAT	Gillard	Steinerts RT	11	10:22.333	21.253	55.072	10	88,902	29
30	633	Colin DAVIS (MASTER)	GBR	Formula K	Formula K Europe	11	10:23.236	22.156	54.998	8	89,021	30
31	635	Chris GROEN (MASTER)	NED	OTK	Team Kroes	11	10:23.648	22.568	54.943	8	89,111	31
32	634	Nikita KHUDOV	RUS	Zanardi	G-Star Raw Racing	11	10:24.743	23.663	55.264	9	88,593	32
33	612	Maximilian FLEISCHMANN	GER	TBA	TBA	3	3:36.888	8 Laps	57.570	3	85,044	33

Not classified

DQ	643	Tom DIELISSSEN	NED	CRG	CRG Holland	11	10:15.393	DQ	54.378	10	90,036	37
DQ	618	Thomas SMITH	DEN	Kosmic	Star Karting	10	9:13.809	DQ	54.627	10	89,626	37

Announcements

These results are provisional until the conclusion of any judicial and technical matters

No. 643 black flag

No. 618 black flag

Started: 35

Classified: 33

Not classified: 2

Margin of Victory	Ø km/h	Best Lap Tm	km/h	Best Lap by
4.181	89,599	54.050	90,583	608 - Xen DE RUWE

Official Timing www.camp-company.de / www.motorsport-events.se

Orbits

Timekeeping Ingrid and Meik Wagner:

Clerk of the course Nigel Edwards:

www.mylaps.com

Steward (Chairman) Olivier Steveny:

Chief Scrutineer Paul Klaassen:

Licensed to: Motorsport Events

Printed: 31.03.2012 15:14:48

posted at:

h



Rotax Euro Challenge 2012 Genk / Belgium

Rotax DD2

Genk / Belgium 1,360 Km

RACE 14 Qualifying Heat 2

31.03.2012 15:00

Race (11 Laps) started at 15:02:38

Lap	Time of Day	Lap Tm	S1 Tm	S2 Tm	S3 Tm	Lap	Time of Day	Lap Tm	S1 Tm	S2 Tm	S3 Tm
(637) Martins STEINERTS											
1	15:03:43.217	1:02.250	27.135	17.632	17.483	2	15:04:42.075	58.858	23.286	18.779	16.793
3	15:05:37.627	55.552	22.372	16.560	16.620	4	15:06:35.001	57.374	22.494	16.956	17.924
5	15:07:30.272	55.271	22.185	16.443	16.643	6	15:08:25.367	55.095	22.083	16.480	16.532
7	15:09:20.506	55.139	22.148	16.374	16.617	8	15:10:15.898	55.392	22.234	16.405	16.753
9	15:11:11.030	55.132	22.120	16.447	16.565	10	15:12:06.102	55.072	22.021	16.499	16.552
11	15:13:01.228	55.126	22.115	16.382	16.629						
(633) Colin DAVIS (MASTER)											
1	15:03:43.674	1:01.789	27.128	17.630	17.031	2	15:04:42.363	58.689	23.406	18.454	16.829
3	15:05:37.844	55.481	22.275	16.579	16.627	4	15:06:36.223	58.379	22.351	16.935	19.093
5	15:07:31.879	55.656	22.371	16.662	16.623	6	15:08:26.932	55.053	21.961	16.523	16.569
7	15:09:21.994	55.062	22.039	16.545	16.478	8	15:10:16.992	54.998	21.968	16.483	16.547
9	15:11:12.022	55.030	21.899	16.554	16.577	10	15:12:07.082	55.060	22.032	16.475	16.553
11	15:13:02.131	55.049	21.926	16.486	16.637						
(635) Chris GROEN (MASTER)											
1	15:03:45.728	1:04.464	29.537	17.603	17.324	2	15:04:43.873	58.145	23.244	17.601	17.300
3	15:05:39.781	55.908	22.416	16.762	16.730	4	15:06:35.431	55.650	22.254	16.588	16.808
5	15:07:30.964	55.533	22.218	16.651	16.664	6	15:08:26.274	55.310	22.255	16.460	16.595
7	15:09:21.772	55.498	22.309	16.654	16.535	8	15:10:16.715	54.943	21.929	16.444	16.570
9	15:11:12.326	55.611	22.067	16.859	16.685	10	15:12:07.387	55.061	22.100	16.425	16.536
11	15:13:02.543	55.156	22.039	16.476	16.641						
(634) Nikita KHUDOV											
1	15:03:44.515	1:02.793	26.930	18.305	17.558	2	15:04:42.947	58.432	22.869	18.696	16.867
3	15:05:38.752	55.805	22.363	16.776	16.666	4	15:06:35.063	56.311	22.901	16.694	16.716
5	15:07:31.168	56.105	22.380	17.047	16.678	6	15:08:26.844	55.676	22.244	16.737	16.695
7	15:09:22.442	55.598	22.427	16.572	16.599	8	15:10:17.786	55.344	22.053	16.602	16.689
9	15:11:13.050	55.264	22.191	16.468	16.605	10	15:12:08.360	55.310	21.989	16.674	16.647
11	15:13:03.638	55.278	22.163	16.534	16.581						
(612) Maximilian FLEISCHMANN											
1	15:03:41.483	1:01.484	25.311	18.467	17.706	2	15:05:18.213	1:36.730	23.726	17.640	55.364
3	15:06:15.783	57.570	23.514	17.076	16.980						
(643) Tom DIELISSSEN											
1	15:03:37.303	57.604	24.209	16.729	16.666	2	15:04:32.984	55.681	22.161	16.973	16.547
3	15:05:28.290	55.306	22.181	16.639	16.486	4	15:06:23.518	55.228	22.372	16.439	16.417
5	15:07:18.172	54.654	21.903	16.253	16.498	6	15:08:12.778	54.606	21.956	16.278	16.372
7	15:09:07.309	54.531	21.784	16.272	16.475	8	15:10:10.782	1:03.473	21.853	16.483	25.137
9	15:11:05.524	54.742	22.073	16.293	16.376	10	15:11:59.902	54.378	21.727	16.279	16.372
11	15:12:54.288	54.386	21.724	16.293	16.369						
(618) Thomas SMITH											
1	15:03:36.113	57.056	23.522	16.794	16.740	2	15:04:32.420	56.307	22.705	16.939	16.663

Timekeeping Ingrid and Meik Wagner:

Clerk of the course Nigel Edwards:

www.mylaps.com

Steward (Chairman) Olivier Steveny:

Chief Scrutineer Paul Klaassen:

Licensed to: Motorsport Events



Rotax Euro Challenge 2012 Genk / Belgium

Rotax DD2

Genk / Belgium 1,360 Km

RACE 14 Qualifying Heat 2

31.03.2012 15:00

Race (11 Laps) started at 15:02:38

Lap	Time of Day	Lap Tm	S1 Tm	S2 Tm	S3 Tm	Lap	Time of Day	Lap Tm	S1 Tm	S2 Tm	S3 Tm
3	15:05:27.500	55.080	22.219	16.437	16.424						
4	15:06:22.187	54.687	21.890	16.442	16.355						
5	15:07:17.010	54.823	21.979	16.339	16.505						
6	15:08:11.692	54.682	21.991	16.274	16.417						
7	15:09:06.924	55.232	21.998	16.590	16.644						
8	15:10:02.975	56.051	22.153	16.611	17.287						
9	15:10:58.077	55.102	22.242	16.396	16.464						
10	15:11:52.704	54.627	21.838	16.345	16.444						

Timekeeping Ingrid and Meik Wagner:

Clerk of the course Nigel Edwards:

Steward (Chairman) Olivier Steveny:

Chief Scrutineer Paul Klaassen:

www.mylaps.com

Licensed to: Motorsport Events



Rotax Euro Challenge 2012 Genk / Belgium

Rotax DD2

Genk / Belgium 1,360 Km

RACE 19 Qualifying Heat 3

31.03.2012 17:00

Race (11 Laps) started at 17:04:25

Pos	No.	Name	Nat.	Chassis	Race Team	Laps	Total Tm	Diff	Best Tm	In Lap	km/h	Points
1	649	Miika LAIHO	FIN	Tonykart	MPT Racing	11	10:04.729		54.230	8	90,282	0
2	608	Xen DE RUWE	BEL	Formula K	Formula K Europe	11	10:04.793	0.064	54.000	9	90,667	2
3	603	Jules SZYMKOWIAK	BEL	Zanardi	G-Star Raw Racing	11	10:08.064	3.335	54.305	6	90,157	3
4	627	Fred ALLIKSAAR	EST	Zanardi	G-Star Raw Racing	11	10:08.535	3.806	54.456	6	89,907	4
5	602	Mathias DETIGE	BEL	Tonykart	Bouvin Power	11	10:08.694	3.965	54.296	10	90,172	5
6	618	Thomas SMITH	DEN	Kosmic	Star Karting	11	10:08.791	4.062	54.398	8	90,003	6
7	607	Kevin LUDI	SUI	Birel	Spirit Racing	11	10:08.902	4.173	54.413	7	89,978	7
8	642	Giel BRONDER	NED	CRG	CRG Holland	11	10:09.196	4.467	54.470	8	89,884	8
9	612	Maximilian FLEISCHMANN	GER	TBA	TBA	11	10:09.399	4.670	54.523	10	89,797	9
10	630	Lorenzo SCATIGNA	ITA	Haase	TBA	11	10:09.714	4.985	54.433	6	89,945	10
11	624	Haralds GARKAKLIS	LAT	Gillard	DFK	11	10:09.912	5.183	54.460	7	89,901	11
12	640	Chris STERKEN	NED	CRG	CRG Holland	11	10:10.244	5.515	54.556	7	89,743	12
13	641	Felix BERG	GER	CRG	CRG Holland	11	10:10.650	5.921	54.497	10	89,840	13
14	638	Geoffrey JAMIN	FRA	FA Kart	RM Concept	11	10:11.128	6.399	54.332	9	90,113	14
15	643	Tom DIELISSEN	NED	CRG	CRG Holland	11	10:12.220	7.491	54.225	10	90,290	15
16	636	Tamsin GERMAIN (MASTER)	GBR	Gillard	DG Racing	11	10:12.665	7.936	54.472	9	89,881	16
17	651	Maxime GRAVOUILLE	FRA	Sodikart	Kart Pro Racing	11	10:12.915	8.186	54.409	9	89,985	17
18	615	Christophe ADAMS (MASTE)	FRA	Sodikart	Sodikart NL	11	10:13.198	8.469	54.268	11	90,219	18
19	623	Lucas ORROCK	GBR	Kosmic	Paul Carr Racing	11	10:14.445	9.716	54.393	6	90,012	19
20	620	Florent LAMBERT (MASTER)	GBR	Tonykart	Tatum Racing	11	10:15.991	11.262	54.877	7	89,218	20
21	604	Patrick PEARCE	GBR	Maddox	PDB	11	10:16.809	12.080	54.555	11	89,744	21
22	625	Igor MUKHIN (MASTER)	RUS	Formula K	Formula K Europe	11	10:17.235	12.506	54.510	9	89,818	22
23	644	Erwin MONTFOORT	NED	Maddox	Montfoort Motorsport	11	10:17.953	13.224	54.684	9	89,533	23
24	639	Marcel SCHIRMER	GER	Intrepid	KM Racing	11	10:18.200	13.471	54.458	9	89,904	24
25	622	Dzmitry RYMASHEUSKI	BLR	Intrepid	Talvar Racing	11	10:20.340	15.611	54.468	6	89,888	25
26	637	Martins STEINERTS	LAT	Gillard	Steinerts RT	11	10:22.008	17.279	54.937	9	89,120	26
27	653	Bart NUY (MASTER)	NED	Intrepid	Team TKP	11	10:23.665	18.936	55.032	8	88,966	27
28	646	Dennis KROES (MASTER)	NED	Tonykart	Team Kroes	11	10:23.727	18.998	54.495	9	89,843	28
29	635	Chris GROEN (MASTER)	NED	OTK	Team Kroes	11	10:25.208	20.479	54.839	9	89,280	29
30	633	Colin DAVIS (MASTER)	GBR	Formula K	Formula K Europe	11	10:35.960	31.231	55.591	9	88,072	30
31	652	Harry DRYSDALE	GBR	Tonykart	Tatum Racing	11	10:40.109	35.380	54.771	5	89,390	31
32	621	Sascha Pio HAIDA	GER	Birel	Haida Motorsport	11	11:02.798	58.069	55.491	3	88,231	32
33	634	Nikita KHUDOV	RUS	Zanardi	G-Star Raw Racing	10	10:32.814	1 Lap	55.004	9	89,012	33
34	632	Antoine LEPESQUEUX	FRA	Sodikart	Sodi Junior Team		0.759	11 Laps		0	-	34
35	648	Carl CLEIRBAUT (MASTER)	BEL	Praga Kart	Brand Racing		1.083	11 Laps		0	-	35

Announcements

These results are provisional until the conclusion of any judicial and technical matters

No. 622 warning board

Started: 35 Classified: 25 Not classified: 0

Margin of Victory	Ø km/h	Best Lap Tm	km/h	Best Lap by
0.064	89,058	54.000	90,667	608 - Xen DE RUWE

Official Timing www.camp-company.de / www.motorsport-events.se

Orbits

Timekeeping Ingrid and Meik Wagner:

Clerk of the course Nigel Edwards:

www.mylaps.com

Steward (Chairman) Olivier Steveny:

Chief Scrutineer Paul Klaassen:

Licensed to: Motorsport Events

Printed: 31.03.2012 17:16:16

posted at: h



Rotax Euro Challenge 2012

Rotax Max DD2

Genk / Belgium

Ranking after Heats

Pos.	No.	Firstname	Lastname	Nat.	Chassis	Race Team	QP	Points	Diff.	QH1	QH2	QH3
1	608	Xen	DE RUWE	BEL	Formula K	Formula K Europe	1	2		0	0	2
2	603	Jules	SZYMKOWIAK	BEL	Zanardi	G-Star Raw Racing	4	8	-6	2	3	3
3	649	Miika	LAIHO	FIN	Tonykart	MPT Racing	9	9	-7	5	4	0
4	624	Haralds	GARKAKLIS	LAT	Gillard	DFK	3	19	-17	3	5	11
5	607	Kevin	LUDI	SUI	Birel	Spirit Racing	10	23	-21	9	7	7
6	602	Mathias	DETIGE	BEL	Tonykart	Bouvin Power	7	24	-22	13	6	5
7	642	Giel	BRONDER	NED	CRG	CRG Holland	13	26	-24	7	11	8
8	630	Lorenzo	SCATIGNA	ITA	Haase	TBA	15	37	-35	19	8	10
9	627	Fred	ALLIKSAAR	EST	Zanardi	G-Star Raw Racing	5	39	-37	33	2	4
10	604	Patrick	PEARCE	GBR	Maddox	PDB	12	39	-37	8	10	21
11	638	Geoffrey	JAMIN	FRA	FA Kart	RM Concept	20	43	-41	14	15	14
12	640	Chris	STERKEN	NED	CRG	CRG Holland	24	44	-42	20	12	12
13	618	Thomas	SMITH	DEN	Kosmic	Star Karting	2	47	-45	4	37	6
14	651	Maxime	GRAVOUILLE	FRA	Sodikart	Kart Pro Racing	35	48	-46	15	16	17
15	612	Maximilian	FLEISCHMANN	GER	TBA	TBA	17	53	-51	11	33	9
16	639	Marcel	SCHIRMER	GER	Intrepid	KM Racing	21	54	-52	16	14	24
17	643	Tom	DIELISSEN	NED	CRG	CRG Holland	8	58	-56	6	37	15
18	615	Christophe	ADAMS (MASTER)	FRA	Sodikart	Sodikart NL	27	61	-59	34	9	18
19	636	Tamsin	GERMAIN (MASTE	GBR	Gillard	DG Racing	18	62	-60	18	28	16
20	623	Lucas	ORROCK	GBR	Kosmic	Paul Carr Racing	33	65	-63	27	19	19
21	641	Felix	BERG	GER	CRG	CRG Holland	19	66	-64	30	23	13
22	652	Harry	DRYSDALE	GBR	Tonykart	Tatum Racing	29	67	-65	23	13	31
23	644	Erwin	MONTFOORT	NED	Maddox	Montfoort Motorsport	16	68	-66	24	21	23
24	620	Florent	LAMBERT (MASTE	GBR	Tonykart	Tatum Racing	22	68	-66	26	22	20
25	632	Antoine	LEPESQUEUX	FRA	Sodikart	Sodi Junior Team	6	69	-67	17	18	34
26	648	Carl	CLEIRBAUT (MAS	BEL	Praga Kart	Brand Racing	14	69	-67	10	24	35
27	625	Igor	MUKHIN (MASTER	RUS	Formula K	Formula K Europe	23	71	-69	32	17	22
28	621	Sascha Pio	HAIDA	GER	Birel	Haida Motorsport	34	71	-69	12	27	32
29	653	Bart	NUY (MASTER)	NED	Intrepid	Team TKP	26	72	-70	25	20	27
30	622	Dzmitry	RYMASHEUSKI	BLR	Intrepid	Talvar Racing	11	73	-71	22	26	25
31	646	Dennis	KROES (MASTER)	NED	Tonykart	Team Kroes	25	74	-72	21	25	28
32	637	Martins	STEINERTS	LAT	Gillard	Steinerts RT	28	83	-81	28	29	26
33	633	Colin	DAVIS (MASTER)	GBR	Formula K	Formula K Europe	32	89	-87	29	30	30
34	635	Chris	GROEN (MASTER)	NED	OTK	Team Kroes	31	91	-89	31	31	29
Pos. 1 - 34 qualified for Prefinal												
35	634	Nikita	KHUDOV	RUS	Zanardi	G-Star Raw Racing	30	100	-98	35	32	33

Announcements:

----- These results are provisional until the conclusion of any judicial and technical matters -----

Clerk of the course Nigel Edwards:

Stewards (Chairman) Olivier Stevny:

Timekeeping Ingrid/Meik Wagner:

Scrutineer Paul Klaassen:

Printed: 31.03.2012 19:03

Posted at: h

Rotax Euro Challenge 2012
 Class: Rotax Max DD2
 Date/Time: 01.04.2012 11:00

Track: Genk / Belgium
 Heat: Prefinal
 Laps: 14

Edition 1

Colin DAVIS (MASTER)	633	Points 89 Quali Rank 32	17	Chris GROEN (MASTE	635	Points 91 Quali Rank 31	17
	33				34		
Dennis KROES (MASTE	646	Points 74 Quali Rank 25	16	Martins STEINERTS	637	Points 83 Quali Rank 28	16
	31				32		
Bart NUY (MASTER)	653	Points 72 Quali Rank 26	15	Dzmitry RYMASHEUSKI	622	Points 73 Quali Rank 11	15
	29				30		
Igor MUKHIN (MASTE	625	Points 71 Quali Rank 23	14	Sascha Pio HAIDA	621	Points 71 Quali Rank 34	14
	27				28		
Antoine LEPESQUEUX	632	Points 69 Quali Rank 6	13	Carl CLEIRBAUT (MA	648	Points 69 Quali Rank 14	13
	25				26		
Erwin MONTFOORT	644	Points 68 Quali Rank 16	12	Florent LAMBERT (MAS	620	Points 68 Quali Rank 22	12
	23				24		
Felix BERG	641	Points 66 Quali Rank 19	11	Harry DRYSDALE	652	Points 67 Quali Rank 29	11
	21				22		
Tamsin GERMAIN (MAS	636	Points 62 Quali Rank 18	10	Lucas ORROCK	623	Points 65 Quali Rank 33	10
	19				20		
Tom DIELISSEN	643	Points 58 Quali Rank 8	9	Christophe ADAMS (MASTE	615	Points 61 Quali Rank 27	9
	17				18		
Maximilian FLEISCHMANN	612	Points 53 Quali Rank 17	8	Marcel SCHIRMER	639	Points 54 Quali Rank 21	8
	15				16		
Thomas SMITH	618	Points 47 Quali Rank 2	7	Maxime GRAVOUILLE	651	Points 48 Quali Rank 35	7
	13				14		
Geoffrey JAMIN	638	Points 43 Quali Rank 20	6	Chris STERKEN	640	Points 44 Quali Rank 24	6
	11				12		
Fred ALLIKSAAR	627	Points 39 Quali Rank 5	5	Patrick PEARCE	604	Points 39 Quali Rank 12	5
	9				10		
Giel BRONDER	642	Points 26 Quali Rank 13	4	Lorenzo SCATIGNA	630	Points 37 Quali Rank 15	4
	7				8		
Kevin LUDI	607	Points 23 Quali Rank 10	3	Mathias DETIGE	602	Points 24 Quali Rank 7	3
	5				6		
Miika LAIHO	649	Points 9 Quali Rank 9	2	Haralds GARKAKLIS	624	Points 19 Quali Rank 3	2
	3				4		
Xen DE RUWE	608	Points 2 Quali Rank 1	1	Jules SZYMKOWIAK	603	Points 8 Quali Rank 4	1
	1				2		

Pole Position

Clerk of the course Nigel Edwards:
 Stewards (Chairman) Olivier Steveny:

Scrutineer Paul Klaassen:
 Timekeeping Ingrid/Meik Wagner:



Rotax Euro Challenge 2012 Genk / Belgium

Rotax DD2

Genk / Belgium 1,360 Km

Warm up qualified 1-34

01.04.2012 09:20

Practice (5:00 Time) started at 9:20:01

Pos	No.	Name	Nat.	Chassis	Race Team	Laps	Best Tm	Diff	Gap In Lap	km/h
1	603	Jules SZYMKOWIAK	BEL	Zanardi	G-Star Raw Racing	6	53.861		6	90,901
2	608	Xen DE RUWE	BEL	Formula K	Formula K Europe	6	53.880	0.019	0.019	6 90,869
3	618	Thomas SMITH	DEN	Kosmic	Star Karting	5	53.918	0.057	0.038	5 90,805
4	632	Antoine LEPESQUEUX	FRA	Sodikart	Sodi Junior Team	6	53.963	0.102	0.045	6 90,729
5	627	Fred ALLIKSAAR	EST	Zanardi	G-Star Raw Racing	6	53.987	0.126	0.024	5 90,688
6	643	Tom DIELISSSEN	NED	CRG	CRG Holland	6	54.037	0.176	0.050	6 90,605
7	623	Lucas ORROCK	GBR	Kosmic	Paul Carr Racing	6	54.105	0.244	0.068	6 90,491
8	624	Haralds GARKAKLIS	LAT	Gillard	DFK	6	54.168	0.307	0.063	4 90,385
9	602	Mathias DETIGE	BEL	Tonykart	Bouvin Power	6	54.181	0.320	0.013	6 90,364
10	604	Patrick PEARCE	GBR	Maddox	PDB	6	54.259	0.398	0.078	5 90,234
11	607	Kevin LUDI	SUI	Birel	Spirit Racing	4	54.275	0.414	0.016	3 90,207
12	642	Giel BRONDER	NED	CRG	CRG Holland	5	54.388	0.527	0.113	5 90,020
13	630	Lorenzo SCATIGNA	ITA	Haase	TBA	6	54.402	0.541	0.014	6 89,997
14	644	Erwin MONTFOORT	NED	Maddox	Montfoort Motorsport	6	54.456	0.595	0.054	6 89,907
15	612	Maximilian FLEISCHMANN	GER	TBA	TBA	5	54.463	0.602	0.007	5 89,896
16	648	Carl CLEIRBAUT (MASTER)	BEL	Praga Kart	Brand Racing	6	54.566	0.705	0.103	6 89,726
17	620	Florent LAMBERT (MASTEI)	GBR	Tonykart	Tatum Racing	6	54.576	0.715	0.010	6 89,710
18	640	Chris STERKEN	NED	CRG	CRG Holland	5	54.603	0.742	0.027	5 89,665
19	625	Igor MUKHIN (MASTER)	RUS	Formula K	Formula K Europe	5	54.647	0.786	0.044	4 89,593
20	649	Miika LAIHO	FIN	Tonykart	MPT Racing	5	54.709	0.848	0.062	4 89,492
21	637	Martins STEINERTS	LAT	Gillard	Steinerts RT	5	54.806	0.945	0.097	5 89,333
22	639	Marcel SCHIRMER	GER	Intrepid	KM Racing	5	54.844	0.983	0.038	5 89,271
23	652	Harry DRYSDALE	GBR	Tonykart	Tatum Racing	6	54.911	1.050	0.067	6 89,162
24	622	Dzmitry RYMASHEUSKI	BLR	Intrepid	Talvar Racing	6	54.934	1.073	0.023	3 89,125
25	636	Tamsin GERMAIN (MASTE)	GBR	Gillard	DG Racing	5	55.000	1.139	0.066	5 89,018
26	621	Sascha Pio HAIDA	GER	Birel	Haida Motorsport	5	55.014	1.153	0.014	5 88,996
27	641	Felix BERG	GER	CRG	CRG Holland	5	55.111	1.250	0.097	5 88,839
28	615	Christophe ADAMS (MAST)	FRA	Sodikart	Sodikart NL	5	55.477	1.616	0.366	4 88,253
29	635	Chris GROEN (MASTER)	NED	OTK	Team Kroes	5	55.689	1.828	0.212	4 87,917
30	633	Colin DAVIS (MASTER)	GBR	Formula K	Formula K Europe	5	56.097	2.236	0.408	4 87,277
31	638	Geoffrey JAMIN	FRA	FA Kart	RM Concept	1	1:02.545	8.684	6.448	1 78,280



Rotax Euro Challenge 2012 Genk / Belgium

Rotax DD2

Genk / Belgium 1,360 Km

Warm up qualified 1-34

01.04.2012 09:20

Practice (5:00 Time) started at 9:20:01

Lap	Time of Day	Lap Tm	S1 Tm	S2 Tm	S3 Tm
(649) Miika LAIHO					
1	9:21:39.254	1:05.304	29.215	18.516	17.573
2	9:22:35.754	56.500	23.058	16.834	16.608
3	9:23:31.144	55.390	22.331	16.573	16.486
4	9:24:25.853	54.709	21.913	16.395	16.401
5	9:25:20.880	55.027	22.249	16.364	16.414

Lap	Time of Day	Lap Tm	S1 Tm	S2 Tm	S3 Tm
1	9:21:34.367	1:05.800	29.428	18.589	17.783
2	9:22:31.831	57.464	23.224	17.217	17.023
3	9:23:27.951	56.120	22.582	16.767	16.771
4	9:24:24.048	56.097	22.495	16.737	16.865
5	9:25:20.621	56.573	22.517	17.060	16.996

(637) Martins STEINERTS					
1	9:21:20.264	1:02.513	26.946	18.282	17.285
2	9:22:17.735	57.471	22.989	17.329	17.153
3	9:23:13.139	55.404	22.181	16.487	16.736
4	9:24:08.460	55.321	22.266	16.281	16.774
5	9:25:03.266	54.806	21.881	16.415	16.510

(638) Geoffrey JAMIN					
1	9:21:17.373	1:02.545	27.164	17.939	17.442

(639) Marcel SCHIRMER					
1	9:21:41.644	1:09.174	31.643	19.369	18.162
2	9:22:37.981	56.337	22.836	16.772	16.729
3	9:23:32.875	54.894	21.939	16.487	16.468
4	9:24:28.100	55.225	21.848	16.860	16.517
5	9:25:22.944	54.844	21.922	16.468	16.454

(652) Harry DRYSDALE					
1	9:21:17.790	1:00.996	26.201	17.505	17.290
2	9:22:13.925	56.135	22.805	16.779	16.551
3	9:23:09.383	55.458	22.213	16.569	16.676
4	9:24:04.389	55.006	22.150	16.471	16.385
5	9:25:00.897	56.508	22.311	17.238	16.959
6	9:25:55.808	54.911	22.126	16.397	16.388

(622) Dzmitry RYMASHEUSKI					
1	9:21:17.531	1:02.239	27.142	17.720	17.377
2	9:22:15.358	57.827	23.507	17.391	16.929
3	9:23:10.292	54.934	22.114	16.363	16.457
4	9:24:05.360	55.068	21.858	16.525	16.685
5	9:25:00.757	55.397	21.977	16.636	16.784
6	9:25:56.520	55.763	22.533	16.806	16.424

(636) Tamsin GERMAIN (MASTER)					
1	9:21:34.029	1:04.922	28.470	18.792	17.660
2	9:22:31.261	57.232	23.310	17.022	16.900
3	9:23:26.660	55.399	22.188	16.540	16.671
4	9:24:22.468	55.808	22.217	16.809	16.782
5	9:25:17.468	55.000	21.956	16.500	16.544

(621) Sascha Pio HAIDA					
1	9:21:33.880	1:05.638	29.056	18.789	17.793
2	9:22:30.957	57.077	23.217	17.148	16.712
3	9:23:26.134	55.177	22.164	16.507	16.506
4	9:24:21.797	55.663	22.531	16.645	16.487
5	9:25:16.811	55.014	21.934	16.417	16.663

(641) Felix BERG					
1	9:21:31.488	1:05.624	28.484	19.049	18.091
2	9:22:29.802	58.314	24.149	17.061	17.104
3	9:23:25.788	55.986	22.452	16.794	16.740
4	9:24:22.770	56.982	22.819	16.998	17.165
5	9:25:17.881	55.111	22.127	16.447	16.537

(615) Christophe ADAMS (MASTER)					
1	9:21:29.324	1:08.033	31.032	19.193	17.808
2	9:22:29.190	59.866	24.328	18.177	17.361
3	9:23:25.957	56.767	22.760	17.264	16.743
4	9:24:21.434	55.477	22.296	16.604	16.577
5	9:25:16.954	55.520	22.035	16.384	17.101

(635) Chris GROEN (MASTER)					
1	9:21:37.723	1:06.672	29.876	18.654	18.142
2	9:22:35.414	57.691	23.442	17.226	17.023
3	9:23:32.273	56.859	22.759	17.007	17.093
4	9:24:27.962	55.689	22.211	16.776	16.702
5	9:25:24.203	56.241	22.807	16.733	16.701

(633) Colin DAVIS (MASTER)					
-----------------------------------	--	--	--	--	--





Rotax Euro Challenge 2012 Genk / Belgium

Rotax DD2

Genk / Belgium 1,360 Km

Pre-Final

01.04.2012 11:00

Race (14 Laps) started at 11:02:54

Pos	No.	Name	Nat.	Chassis	Race Team	Laps	Total Tm	Diff	Best Tm	In Lap	km/h	Points
1	608	Xen DE RUWE	BEL	Formula K	Formula K Europe	14	12:38.955		53.752	10	91,085	34
2	603	Jules SZYMKOWIAK	BEL	Zanardi	G-Star Raw Racing	14	12:41.461	2.506	53.737	9	91,110	33
3	649	Miika LAIHO	FIN	Tonykart	MPT Racing	14	12:41.543	2.588	53.837	9	90,941	32
4	607	Kevin LUDI	SUI	Birel	Spirit Racing	14	12:42.032	3.077	53.876	9	90,875	31
5	624	Haralds GARKAKLIS	LAT	Gillard	DFK	14	12:42.755	3.800	53.954	7	90,744	30
6	602	Mathias DETIGE	BEL	Tonykart	Bouvin Power	14	12:44.202	5.247	53.869	8	90,887	29
7	627	Fred ALLIKSAAR	EST	Zanardi	G-Star Raw Racing	14	12:45.858	6.903	54.056	9	90,573	28
8	643	Tom DIELISSSEN	NED	CRG	CRG Holland	14	12:45.949	6.994	53.943	9	90,762	27
9	618	Thomas SMITH	DEN	Kosmic	Star Karting	14	12:46.092	7.137	53.762	10	91,068	26
10	642	Giel BRONDER	NED	CRG	CRG Holland	14	12:48.869	9.914	54.183	9	90,360	25
11	632	Antoine LEPESQUEUX	FRA	Sodikart	Sodi Junior Team	14	12:48.912	9.957	53.743	10	91,100	24
12	604	Patrick PEARCE	GBR	Maddox	PDB	14	12:49.303	10.348	54.152	9	90,412	23
13	651	Maxime GRAVOUILLE	FRA	Sodikart	Kart Pro Racing	14	12:49.658	10.703	54.219	9	90,300	22
14	612	Maximilian FLEISCHMANN	GER	TBA	TBA	14	12:49.798	10.843	53.973	14	90,712	21
15	640	Chris STERKEN	NED	CRG	CRG Holland	14	12:52.186	13.231	54.134	8	90,442	20
16	646	Dennis KROES (MASTER)	NED	Tonykart	Team Kroes	14	12:52.373	13.418	54.013	9	90,645	19
17	644	Erwin MONTFOORT	NED	Maddox	Montfoort Motorsport	14	12:53.363	14.408	54.176	10	90,372	18
18	639	Marcel SCHIRMER	GER	Intrepid	KM Racing	14	12:55.401	16.446	54.081	10	90,531	17
19	636	Tamsin GERMAIN (MASTER)	GBR	Gillard	DG Racing	14	12:56.503	17.548	54.257	9	90,237	16
20	638	Geoffrey JAMIN	FRA	FA Kart	RM Concept	14	12:56.842	17.887	54.403	8	89,995	15
21	625	Igor MUKHIN (MASTER)	RUS	Formula K	Formula K Europe	14	12:59.331	20.376	54.315	10	90,141	14
22	641	Felix BERG	GER	CRG	CRG Holland	14	12:59.940	20.985	54.642	11	89,601	13
23	615	Christophe ADAMS (MASTE)	FRA	Sodikart	Sodikart NL	14	13:00.160	21.205	54.248	7	90,252	12
24	648	Carl CLEIRBAUT (MASTER)	BEL	Praga Kart	Brand Racing	14	13:00.551	21.596	54.146	7	90,422	11
25	620	Florent LAMBERT (MASTER)	GBR	Tonykart	Tatum Racing	14	13:01.149	22.194	54.498	7	89,838	10
26	630	Lorenzo SCATIGNA	ITA	Haase	TBA	14	13:03.052	24.097	54.615	5	89,646	9
27	621	Sascha Pio HAIDA	GER	Birel	Haida Motorsport	14	13:05.484	26.529	54.176	6	90,372	8
28	637	Martins STEINERTS	LAT	Gillard	Steinerts RT	14	13:05.760	26.805	54.952	13	89,096	7
29	622	Dzmitry RYMASHEUSKI	BLR	Intrepid	Talvar Racing	14	13:05.966	27.011	54.258	13	90,236	6
30	633	Colin DAVIS (MASTER)	GBR	Formula K	Formula K Europe	14	13:06.815	27.860	54.901	10	89,179	5
31	635	Chris GROEN (MASTER)	NED	OTK	Team Kroes	14	13:19.768	40.813	55.040	9	88,953	4
32	653	Bart NUY (MASTER)	NED	Intrepid	Team TKP	7	6:40.107	7 Laps	55.064	6	88,915	3
33	623	Lucas ORROCK	GBR	Kosmic	Paul Carr Racing		1.523	14 Laps		0	-	2

Not classified

DQ	652	Harry DRYSDALE	GBR	Tonykart	Tatum Racing	12	11:20.598	DQ	54.259	10	90,234	0
----	-----	----------------	-----	----------	--------------	----	-----------	----	--------	----	--------	---

Announcements

These results are provisional until the conclusion of any judicial and technical matters

No. 627 + 641 + 638 warning board

No. 652 black flag

Started: 34 Classified: 33 Not classified: 1

Margin of Victory	Ø km/h	Best Lap Tm	km/h	Best Lap by
2.506	90,314	53.737	91,110	603 - Jules SZYMKOWIAK

Official Timing www.camp-company.de / www.motorsport-events.se

Orbits

Timekeeping Ingrid and Meik Wagner:

Clerk of the course Nigel Edwards:

www.mylaps.com

Steward (Chairman) Olivier Steveny:

Chief Scrutineer Paul Klaassen:

Licensed to: Motorsport Events

Printed: 01.04.2012 11:18:03

posted at: h



Rotax Euro Challenge 2012 Genk / Belgium

Rotax DD2

Genk / Belgium 1,360 Km

Pre-Final

01.04.2012 11:00

Race (14 Laps) started at 11:02:54

Lap	Time of Day	Lap Tm	S1 Tm	S2 Tm	S3 Tm	Lap	Time of Day	Lap Tm	S1 Tm	S2 Tm	S3 Tm
5	11:07:44.042	55.294	22.165	16.483	16.646	5	11:07:49.759	54.558	21.909	16.306	16.343
6	11:08:39.613	55.571	22.380	16.598	16.593	6	11:08:44.214	54.455	21.687	16.354	16.414
7	11:09:35.276	55.663	22.659	16.437	16.567	7	11:09:38.711	54.497	21.836	16.311	16.350
8	11:10:30.325	55.049	21.990	16.487	16.572	8	11:10:33.243	54.532	21.863	16.254	16.415
9	11:11:25.323	54.998	21.970	16.369	16.659	9	11:11:28.198	54.955	21.810	16.801	16.344
10	11:12:20.345	55.022	22.029	16.420	16.573	10	11:12:22.457	54.259	21.676	16.204	16.379
11	11:13:15.347	55.002	22.029	16.393	16.580	11	11:13:20.002	57.545	21.837	16.581	19.127
12	11:14:10.366	55.019	21.970	16.428	16.621	12	11:14:15.530	55.528	22.295	16.591	16.642
13	11:15:05.318	54.952	21.999	16.356	16.597						
14	11:16:00.692	55.374	21.923	16.424	17.027						

(622) Dzmitry RYMASHEUSKI

1	11:03:59.817	1:02.900	28.209	17.560	17.131
2	11:04:55.658	55.841	22.068	17.015	16.758
3	11:05:52.003	56.345	23.006	16.656	16.683
4	11:06:55.939	1:03.936	30.795	16.722	16.419
5	11:07:50.573	54.634	21.886	16.413	16.335
6	11:08:44.849	54.276	21.579	16.335	16.362
7	11:09:39.133	54.284	21.658	16.300	16.326
8	11:10:33.604	54.471	21.824	16.281	16.366
9	11:11:28.379	54.775	21.677	16.654	16.444
10	11:12:22.725	54.346	21.670	16.382	16.294
11	11:13:17.619	54.894	21.714	16.567	16.613
12	11:14:12.081	54.462	21.709	16.257	16.496
13	11:15:06.339	54.258	21.680	16.169	16.409
14	11:16:00.898	54.559	21.913	16.291	16.355

(633) Colin DAVIS (MASTER)

1	11:04:02.875	1:05.435	31.324	17.055	17.056
2	11:04:59.447	56.572	22.495	16.819	17.258
3	11:05:55.148	55.701	22.332	16.660	16.709
4	11:06:50.956	55.808	22.403	16.724	16.681
5	11:07:46.288	55.332	22.157	16.568	16.607
6	11:08:41.217	54.929	21.951	16.433	16.545
7	11:09:36.250	55.033	22.027	16.514	16.492
8	11:10:31.288	55.038	21.936	16.516	16.586
9	11:11:26.380	55.092	21.905	16.533	16.654
10	11:12:21.281	54.901	21.944	16.449	16.508
11	11:13:16.293	55.012	21.974	16.492	16.546
12	11:14:11.236	54.943	21.849	16.333	16.761
13	11:15:06.176	54.940	22.046	16.375	16.519
14	11:16:01.747	55.571	22.192	16.614	16.765

(635) Chris GROEN (MASTER)

1	11:04:01.310	1:03.868	29.658	17.233	16.977
2	11:04:58.842	57.532	22.784	17.822	16.926
3	11:05:54.836	55.994	22.266	16.945	16.783
4	11:06:50.420	55.584	22.423	16.575	16.586
5	11:07:45.790	55.370	22.245	16.569	16.556
6	11:08:40.853	55.063	22.027	16.538	16.498
7	11:09:36.479	55.626	22.608	16.637	16.381
8	11:10:31.718	55.239	22.112	16.622	16.505
9	11:11:26.758	55.040	21.979	16.495	16.566
10	11:12:21.817	55.059	22.138	16.379	16.542
11	11:13:26.415	1:04.598	22.103	16.788	25.707
12	11:14:23.858	57.443	23.973	16.801	16.669
13	11:15:19.339	55.481	22.254	16.471	16.756
14	11:16:14.700	55.361	22.086	16.599	16.676

(653) Bart NUY (MASTER)

1	11:03:57.115	1:00.235	26.524	16.908	16.803
2	11:04:52.810	55.695	22.297	16.828	16.570
3	11:05:51.973	59.163	23.389	17.475	18.299
4	11:06:49.101	57.128	23.882	16.629	16.617
5	11:07:44.788	55.687	22.225	16.829	16.633
6	11:08:39.852	55.064	22.010	16.486	16.568
7	11:09:35.039	55.187	22.197	16.421	16.569

(652) Harry DRYSDALE

1	11:04:08.813	1:12.261	38.160	17.230	16.871
2	11:05:04.387	55.574	22.280	16.632	16.662
3	11:05:59.643	55.256	22.111	16.479	16.666
4	11:06:55.201	55.558	22.624	16.432	16.502

Rotax Euro Challenge 2012
 Class: Rotax Max DD2
 Date/Time: 01.04.2012 13:30

Track: Genk / Belgium
 Heat: Final
 Laps: 17

Edition 2

-NEW-

Lucas ORROCK	623	Laps 0 Tm. 1.523	17	
	33			34
Chris GROEN (MASTE	635	Laps 14 Tm. 13:19.768	16	Bart NUY (MASTER)
	31			653
Dzmitry RYMASHEUSKI	622	Laps 14 Tm. 13:05.966	15	Colin DAVIS (MASTER)
	29			633
Sascha Pio HAIDA	621	Laps 14 Tm. 13:05.484	14	Martins STEINERTS
	27			637
Florent LAMBERT (MAS	620	Laps 14 Tm. 13:01.149	13	Lorenzo SCATIGNA
	25			630
Christophe ADAMS (MASTE	615	Laps 14 Tm. 13:00.160	12	Carl CLEIRBAUT (MA
	23			648
Igor MUKHIN (MASTE	625	Laps 14 Tm. 12:59.331	11	Felix BERG
	21			641
Tamsin GERMAIN (MAS	636	Laps 14 Tm. 12:56.503	10	Geoffrey JAMIN
	19			638
Erwin MONTFOORT	644	Laps 14 Tm. 12:53.363	9	Marcel SCHIRMER
	17			639
Chris STERKEN	640	Laps 14 Tm. 12:52.186	8	Dennis KROES (MASTE
	15			646
Maxime GRAVOUILLE	651	Laps 14 Tm. 12:49.658	7	Maximilian FLEISCHMANN
	13			612
Antoine LEPESQUEUX	632	Laps 14 Tm. 12:48.912	6	Patrick PEARCE
	11			604
Thomas SMITH	618	Laps 14 Tm. 12:46.092	5	Giel BRONDER
	9			642
Fred ALLIKSAAR	627	Laps 14 Tm. 12:45.858	4	Tom DIELISSEN
	7			643
Haralds GARKAKLIS	624	Laps 14 Tm. 12:42.755	3	Mathias DETIGE
	5			602
Miika LAIHO	649	Laps 14 Tm. 12:41.543	2	Kevin LUDI
	3			607
Xen DE RUWE	608	Laps 14 Tm. 12:38.955	1	Jules SZYMKOWIAK
	1			603
			Row	2

Pole Position

Clerk of the course Nigel Edwards:
 Stewards (Chairman) Olivier Steveny:

Scrutineer Paul Klaassen:
 Timekeeping Ingrid/Meik Wagner:



Rotax Euro Challenge 2012 Genk / Belgium

Rotax DD2

Genk / Belgium 1,360 Km

Final

01.04.2012 13:30

Race (17 Laps) started at 13:47:35

Pos	No.	Name	Nat.	Chassis	Race Team	Laps	Total Tm	Diff	Best Tm	In Lap	km/h	Points
1	649	Miika LAIHO	FIN	Tonykart	MPT Racing	17	15:22.293		53.776	8	91,044	55
2	602	Mathias DETIGE	BEL	Tonykart	Bouvin Power	17	15:22.442	0.149	53.668	12	91,228	52
3	643	Tom DIELISSSEN	NED	CRG	CRG Holland	17	15:23.747	1.454	53.828	13	90,956	50
4	618	Thomas SMITH	DEN	Kosmic	Star Karting	17	15:24.011	1.718	53.529	12	91,464	49
5	624	Haralds GARKAKLIS	LAT	Gillard	DFK	17	15:26.878	4.585	53.506	10	91,504	48
6	607	Kevin LUDI	SUI	Birel	Spirit Racing	17	15:27.239	4.946	53.829	9	90,955	47
7	642	Giel BRONDER	NED	CRG	CRG Holland	17	15:27.611	5.318	53.721	10	91,138	46
8	604	Patrick PEARCE	GBR	Maddox	PDB	17	15:28.507	6.214	53.856	9	90,909	45
9	638	Geoffrey JAMIN	FRA	FA Kart	RM Concept	17	15:29.048	6.755	53.897	13	90,840	44
10	612	Maximilian FLEISCHMANN	GER	TBA	TBA	17	15:29.437	7.144	53.852	13	90,916	43
11	639	Marcel SCHIRMER	GER	Intrepid	KM Racing	17	15:30.660	8.367	53.949	16	90,752	42
12	644	Erwin MONTFOORT	NED	Maddox	Montfoort Motorsport	17	15:32.879	10.586	54.184	9	90,359	41
13	630	Lorenzo SCATIGNA	ITA	Haase	TBA	17	15:33.243	10.950	54.108	8	90,486	40
14	641	Felix BERG	GER	CRG	CRG Holland	17	15:33.761	11.468	53.943	9	90,762	39
15	623	Lucas ORROCK	GBR	Kosmic	Paul Carr Racing	17	15:34.353	12.060	53.920	11	90,801	38
16	636	Tamsin GERMAIN (MASTER)	GBR	Gillard	DG Racing	17	15:34.717	12.424	54.122	8	90,462	37
17	620	Florent LAMBERT (MASTER)	GBR	Tonykart	Tatum Racing	17	15:34.816	12.523	54.020	12	90,633	36
18	622	Dzmitry RYMASHEUSKI	BLR	Intrepid	Talvar Racing	17	15:36.885	14.592	53.784	11	91,031	35
19	621	Sascha Pio HAIDA	GER	Birel	Haida Motorsport	17	15:38.243	15.950	54.080	13	90,533	34
20	640	Chris STERKEN	NED	CRG	CRG Holland	17	15:38.638	16.345	53.947	12	90,756	33
21	615	Christophe ADAMS (MASTE)	FRA	Sodikart	Sodikart NL	17	15:39.300	17.007	54.105	11	90,491	32
22	648	Carl CLEIRBAUT (MASTER)	BEL	Praga Kart	Brand Racing	17	15:41.687	19.394	54.030	9	90,616	31
23	625	Igor MUKHIN (MASTER)	RUS	Formula K	Formula K Europe	17	15:43.421	21.128	54.206	17	90,322	30
24	633	Colin DAVIS (MASTER)	GBR	Formula K	Formula K Europe	17	15:44.653	22.360	54.359	10	90,068	29
25	635	Chris GROEN (MASTER)	NED	OTK	Team Kroes	17	16:13.437	51.144	55.714	9	87,877	28
26	651	Maxime GRAVOUILLE	FRA	Sodikart	Kart Pro Racing	12	10:57.212	5 Laps	53.881	7	90,867	27
27	627	Fred ALLIKSAAR	EST	Zanardi	G-Star Raw Racing	7	6:24.717	10 Laps	53.964	6	90,727	26
28	632	Antoine LEPESQUEUX	FRA	Sodikart	Sodi Junior Team	6	5:38.570	11 Laps	54.096	5	90,506	25
29	603	Jules SZYMKOWIAK	BEL	Zanardi	G-Star Raw Racing	4	3:53.935	13 Laps	55.866	4	87,638	24
30	608	Xen DE RUWE	BEL	Formula K	Formula K Europe		0.000	17 Laps		0	-	23
31	637	Martins STEINERTS	LAT	Gillard	Steinerts RT					0	-	22
32	646	Dennis KROES (MASTER)	NED	Tonykart	Team Kroes					0	-	21
33	653	Bart NUY (MASTER)	NED	Intrepid	Team TKP					0	-	20

Not classified

DQ	652	Harry DRYSDALE	GBR	Tonykart	Tatum Racing			DQ		0	-	0
----	-----	----------------	-----	----------	--------------	--	--	----	--	---	---	---

Announcements

These results are provisional until the conclusion of any judicial and technical matters

No. 648 + 627 + 618 + 642 warning board

Started: 33

Classified: 33

Not classified: 0

Margin of Victory	Ø km/h	Best Lap Tm	km/h	Best Lap by
0.149	90,245	53.506	91,504	624 - Haralds GARKAKLIS

Official Timing www.camp-company.de / www.motorsport-events.se

Orbits

Timekeeping Ingrid and Meik Wagner:

Clerk of the course Nigel Edwards:

www.mylaps.com

Steward (Chairman) Olivier Steveny:

Chief Scrutineer Paul Klaassen:

Licensed to: Motorsport Events

Printed: 01.04.2012 14:06:42

posted at:

h



Rotax Euro Challenge 2012 Genk / Belgium

Rotax DD2

Genk / Belgium 1,360 Km

Final

01.04.2012 13:30

Race (17 Laps) started at 13:47:35

Lap	Time of Day	Lap Tm	S1 Tm	S2 Tm	S3 Tm
(633) Colin DAVIS (MASTER)					
4	13:51:29.170	55.866	22.179	16.692	16.995
1	13:48:40.141	1:01.787	25.869	17.979	17.939
2	13:49:37.520	57.379	22.653	17.019	17.707
3	13:50:33.988	56.468	22.755	16.617	17.096
4	13:51:29.372	55.384	22.321	16.460	16.603
5	13:52:24.390	55.018	21.972	16.526	16.520
6	13:53:19.185	54.795	21.949	16.312	16.534
7	13:54:14.392	55.207	22.347	16.417	16.443
8	13:55:09.098	54.706	22.070	16.268	16.368
9	13:56:03.547	54.449	21.759	16.263	16.427
10	13:56:57.906	54.359	21.715	16.190	16.454
11	13:57:52.517	54.611	21.809	16.375	16.427
12	13:58:47.103	54.586	21.675	16.405	16.506
13	13:59:41.516	54.413	21.703	16.268	16.442
14	14:00:35.988	54.472	21.741	16.301	16.430
15	14:01:30.488	54.500	21.740	16.300	16.460
16	14:02:25.089	54.601	21.823	16.312	16.466
17	14:03:19.888	54.799	21.879	16.385	16.535

(635) Chris GROEN (MASTER)					
1	13:48:39.534	1:01.977	26.449	17.812	17.716
2	13:49:36.844	57.310	22.668	17.154	17.488
3	13:50:33.585	56.741	23.202	16.680	16.859
4	13:51:30.474	56.889	23.066	16.933	16.890
5	13:52:31.040	1:00.566	23.307	19.608	17.651
6	13:53:28.359	57.319	23.421	16.939	16.959
7	13:54:24.553	56.194	22.589	16.792	16.813
8	13:55:20.766	56.213	22.365	16.895	16.953
9	13:56:16.480	55.714	22.453	16.548	16.713
10	13:57:12.516	56.036	22.233	16.896	16.907
11	13:58:08.903	56.387	22.640	16.716	17.031
12	13:59:05.425	56.522	22.469	16.922	17.131
13	14:00:01.524	56.099	22.330	16.722	17.047
14	14:00:58.045	56.521	22.431	16.904	17.186
15	14:01:54.119	56.074	22.322	16.812	16.940
16	14:02:50.560	56.441	22.421	16.874	17.146
17	14:03:48.672	58.112	22.867	17.519	17.726

(651) Maxime GRAVOUILLE					
1	13:48:34.291	58.434	24.703	17.202	16.529
2	13:49:29.125	54.834	21.976	16.354	16.504
3	13:50:23.828	54.703	21.703	16.510	16.490
4	13:51:18.819	54.991	22.286	16.221	16.484
5	13:52:13.278	54.459	21.614	16.354	16.491
6	13:53:07.302	54.024	21.580	16.092	16.352
7	13:54:01.183	53.881	21.540	16.049	16.292
8	13:54:55.297	54.114	21.662	16.095	16.357
9	13:55:49.457	54.160	21.654	16.167	16.339
10	13:56:43.559	54.102	21.583	16.102	16.417
11	13:57:38.183	54.624	21.748	16.283	16.593
12	13:58:32.447	54.264	21.680	16.187	16.397

(627) Fred ALLIKSAAR					
1	13:48:32.878	57.194	23.689	16.844	16.661
2	13:49:28.087	55.209	22.002	16.673	16.534
3	13:50:22.704	54.617	21.822	16.377	16.418
4	13:51:17.449	54.745	22.063	16.340	16.342
5	13:52:12.002	54.553	21.761	16.484	16.308
6	13:53:05.966	53.964	21.554	16.116	16.294
7	13:53:59.952	53.986	21.626	16.110	16.250

(632) Antoine LEPESQUEUX					
1	13:48:38.315	1:00.609	25.889	17.798	16.922
2	13:49:34.181	55.866	22.242	16.963	16.661
3	13:50:29.675	55.494	22.109	16.693	16.692
4	13:51:23.928	54.253	21.638	16.149	16.466
5	13:52:18.024	54.096	21.526	16.143	16.427
6	13:53:13.805	55.781	21.615	17.106	17.060

(603) Jules SZYMOWIAK					
1	13:48:40.368	1:05.012	29.434	18.342	17.236
2	13:49:37.329	56.961	22.542	17.112	17.307
3	13:50:33.304	55.975	22.475	16.725	16.775





Rotax Euro Challenge 2012 Genk / Belgium

Rotax Seniors

Genk / Belgium 1,360 Km

Non Qualifying Practice 1 Even Numbers

30.03.2012 14:00

Practice (9:00 Time) started at 14:00:00

Pos	No.	Name	Nat.	Chassis	Race Team	Laps	Best Tm	Diff	Gap In Lap	km/h
44	298	David RYCHTAR	CZE	Birel	Gregor Racing	9	56.695	1.981	0.776	8 86,357

Timekeeping Ingrid and Meik Wagner:

Clerk of the course Nigel Edwards:

Steward (Chairman) Olivier Steveny:

Chief Scrutineer Paul Klaassen:

www.mylaps.com

Printed: 30.03.2012 14:10:31

posted at:

h

Licensed to: Motorsport Events



Rotax Euro Challenge 2012 Genk / Belgium

Rotax Seniors

Genk / Belgium 1,360 Km

Non Qualifying Practice 1 Even Numbers

30.03.2012 14:00

Practice (9:00 Time) started at 14:00:00

Lap	Time of Day	Lap Tm	S1 Tm	S2 Tm	S3 Tm
6	14:06:23.579	55.958	22.528	16.722	16.708
7	14:07:19.308	55.729	22.316	16.580	16.833
8	14:08:15.405	56.097	22.469	16.807	16.821
9	14:09:23.040	1:07.635	22.458	27.120	18.057

(242) Miroslav KOVAR

1	14:01:31.537	1:03.905	27.274	18.831	17.800
2	14:02:28.949	57.412	23.219	17.207	16.986
3	14:03:25.374	56.425	22.569	17.000	16.856
4	14:04:21.359	55.985	22.612	16.611	16.762
5	14:05:17.959	56.600	22.662	16.709	17.229
6	14:06:13.779	55.820	22.495	16.586	16.739
7	14:07:09.559	55.780	22.491	16.562	16.727
8	14:08:05.488	55.929	22.535	16.658	16.736
9	14:09:01.358	55.870	22.497	16.605	16.768

(274) Mick NOLTEN

1	14:01:20.905	1:04.896	28.356	18.549	17.991
2	14:02:19.191	58.286	24.000	17.200	17.086
3	14:03:15.704	56.513	22.785	16.802	16.926
4	14:04:11.892	56.188	22.611	16.750	16.827
5	14:05:10.063	58.171	22.854	17.914	17.403
6	14:06:06.967	56.904	22.575	17.459	16.870
7	14:07:03.065	56.098	22.566	16.708	16.824
8	14:07:59.548	56.483	22.512	16.753	17.218
9	14:08:55.848	56.300	22.693	16.831	16.776
10	14:09:51.697	55.849	22.473	16.648	16.728

(276) Sebastian MICHELS

1	14:01:25.694	1:04.353	28.373	18.286	17.694
2	14:02:23.010	57.316	23.126	17.119	17.071
3	14:03:19.651	56.641	22.825	16.842	16.974
4	14:04:16.483	56.832	22.599	17.396	16.837
5	14:05:12.465	55.982	22.512	16.673	16.797
6	14:06:08.426	55.961	22.510	16.656	16.795
7	14:07:05.059	56.633	22.958	16.940	16.735
8	14:08:00.938	55.879	22.381	16.576	16.922
9	14:08:57.220	56.282	22.693	16.752	16.837
10	14:09:53.289	56.069	22.628	16.595	16.846

(288) Cecile MARTINI

1	14:01:28.046	1:05.134	28.742	18.256	18.136
2	14:02:25.886	57.840	23.586	17.239	17.015
3	14:03:22.171	56.285	22.618	16.763	16.904
4	14:04:18.507	56.336	22.712	16.803	16.821
5	14:05:14.682	56.175	22.499	16.844	16.832
6	14:06:10.688	56.006	22.545	16.574	16.887
7	14:07:06.715	56.027	22.593	16.633	16.801
8	14:08:03.511	56.796	23.254	16.723	16.819
9	14:08:59.433	55.922	22.460	16.682	16.780
10	14:09:55.352	55.919	22.482	16.702	16.735

(298) David RYCHTAR

1	14:01:32.164	1:03.757	27.447	18.466	17.844
2	14:02:29.456	57.292	23.016	17.162	17.114
3	14:03:26.548	57.092	22.827	16.951	17.314
4	14:04:23.247	56.699	22.804	16.794	17.101
5	14:05:20.182	56.935	23.082	16.880	16.973
6	14:06:16.955	56.773	22.881	16.877	17.015
7	14:07:14.022	57.067	22.782	17.305	16.980
8	14:08:10.717	56.695	22.543	16.856	17.296
9	14:09:07.467	56.750	22.878	16.860	17.012



Rotax Euro Challenge 2012 Genk / Belgium

Rotax Seniors

Genk / Belgium 1,360 Km

Non Qualifying Practice 1 Odd Numbers

30.03.2012 14:12

Practice (9:00 Time) started at 14:12:01

Pos	No.	Name	Nat.	Chassis	Race Team	Laps	Best Tm	Diff	Gap In Lap	km/h
1	205	Sean BABINGTON	GBR	Alonso	Dan Holland Racing	9	54.540			7 89,769
2	299	Philip MORIN	SWE	Alonso	Dan Holland Racing	9	54.670	0.130	0.130	5 89,556
3	217	Glen VAN DROOGENBROE	BEL	Tonykart	Bouvin Power	9	54.841	0.301	0.171	6 89,276
4	203	Edward BRAND	GBR	Formula K	Formula K Europe	9	54.906	0.366	0.065	9 89,171
5	223	Jacob NIELSEN	DEN	Kosmic	Star Karting	10	54.923	0.383	0.017	6 89,143
6	211	Shaun SLAVIN	GBR	Formula K	Formula K Europe	9	54.947	0.407	0.024	7 89,104
7	269	John FRIBERG	SWE	Tonykart	Soda Kart	9	55.057	0.517	0.110	9 88,926
8	253	Guillaume PLASSIER	FRA	Alonso	RM Concept	9	55.082	0.542	0.025	9 88,886
9	221	Jesse LAZARE	CAN	Intrepid	Chapman Racing TKP	9	55.084	0.544	0.002	6 88,882
10	297	Jose Pedro FARIA	POR	Intrepid	QZ Racing Team	9	55.100	0.560	0.016	6 88,857
11	207	Ferenc KANSCAR	HUN	Birel	Kalman Motorsport	9	55.131	0.591	0.031	5 88,807
12	263	Henry EASTHOPE	GBR	Sodikart	Sodikart Junior Team	9	55.146	0.606	0.015	9 88,783
13	213	Thomas BENISRI	FRA	Sodikart	Win Max	9	55.151	0.611	0.005	6 88,774
14	289	Carlos PINTO	POR	Intrepid	QZ Racing Team	9	55.160	0.620	0.009	9 88,760
15	245	Hubert PETIT	FRA	Sodikart	Sodi Junior Team	9	55.175	0.635	0.015	8 88,736
16	239	Joel JOHANSSON	SWE	Energy	Energy Team Sweden	9	55.193	0.653	0.018	6 88,707
17	243	Glenn VAN PARIJS	BEL	Zanardi	Raw Racing Team	9	55.203	0.663	0.010	8 88,691
18	281	Kenny VERMEYLEN	BEL	Tecno	KK Racing	8	55.258	0.718	0.055	5 88,603
19	225	Jeremie LESOUDIER	FRA	Tonykart	PKS	10	55.263	0.723	0.005	10 88,595
20	257	Ebba RANDIN	SWE	Kosmic	Soda Kart	10	55.277	0.737	0.014	8 88,572
21	241	Pierre AUVRAY	FRA	FA Kart	DSS Kart	9	55.280	0.740	0.003	6 88,567
22	277	Sam BRABHAM	GBR	Alonso	Dan Holland Racing	10	55.348	0.808	0.068	8 88,458
23	293	Sandor JAKAB	SVK	Birel	Kalman Motorsport	9	55.388	0.848	0.040	9 88,395
24	219	Andreas BACKMAN	SWE	Tonykart	Strawberry Racing	10	55.406	0.866	0.018	9 88,366
25	233	Manon CHAVAGNE	NED	Topkart	Slangen Karting	10	55.411	0.871	0.005	7 88,358
26	237	Sten Dorian PIIRIMAGI	EST	Tonykart	Aix Racing Team	9	55.432	0.892	0.021	8 88,324
27	275	Benjamin KARLOG	DEN	Tonykart	RS Competition	10	55.440	0.900	0.008	7 88,312
28	295	Sandra ANDERSSON	SWE	Energy	Energy Team Sweden	10	55.442	0.902	0.002	9 88,309
29	273	Jonas FORS	SWE	Tonykart	Soda Kart	10	55.492	0.952	0.050	10 88,229
30	255	Moritz OBERHEIM	GER	PCR	Matis Motorsport	10	55.498	0.958	0.006	7 88,219
31	291	Lars JOOSTEN	GER	Tonykart	Hugo Motorsport	8	55.551	1.011	0.053	6 88,135
32	229	Dzmitry KITAYEU	BLR	Intrepid	Talvar Racing	9	55.569	1.029	0.018	6 88,107
33	267	Max RENBERG	SWE	Tonykart	Soda Kart	9	55.576	1.036	0.007	7 88,096
34	301	Jonathan JOHANSSON	SWE	Gillard	PDB Racing Team	9	55.627	1.087	0.051	8 88,015
35	265	Sebastien DUBOIS	FRA	Kosmic	Kart Pro Racing	9	55.644	1.104	0.017	8 87,988
36	231	Christophe ADAMS	FRA	Tonykart	Sport Karting Competition	8	55.713	1.173	0.069	7 87,879
37	249	Kim Rino WEIRE	NOR	Maddox	TBA	9	55.776	1.236	0.063	9 87,780
38	227	Matija JURKOVIC	SLO	Formula K	MLM Racing KK	9	55.788	1.248	0.012	6 87,761
39	287	Jesper LINDH	SWE	Kosmic	West Speed	9	55.876	1.336	0.088	4 87,623
40	283	Marco FORRER	SUI	Mach 1	Kartteam Meier	9	55.981	1.441	0.105	7 87,458
41	279	Juuso KAUKELIN	FIN	Tonykart	JTL Racing	7	56.032	1.492	0.051	7 87,379
42	247	Aleksanteri HUOVINEN	FIN	Corsa	Prospeed	9	56.152	1.612	0.120	9 87,192
43	261	Stephane KOX	NED	Formula K	Formula K Europe	2	59.466	4.926	3.314	2 82,333



Rotax Euro Challenge 2012 Genk / Belgium

Rotax Seniors

Genk / Belgium 1,360 Km

Non Qualifying Practice 1 Odd Numbers

30.03.2012 14:12

Practice (9:00 Time) started at 14:12:01

Pos	No.	Name	Nat.	Chassis	Race Team	Laps	Best Tm	Diff	Gap In Lap	km/h
44	259	Nicolas PICOT	FRA	Sodikart	Kart Pro Racing	2	1:00.821	6.281	1.355	2 80,499

Timekeeping Ingrid and Meik Wagner:

Clerk of the course Nigel Edwards:

Steward (Chairman) Olivier Steveny:

Chief Scrutineer Paul Klaassen:

www.mylaps.com

Licensed to: Motorsport Events



Rotax Euro Challenge 2012 Genk / Belgium

Rotax Seniors

Genk / Belgium 1,360 Km

Non Qualifying Practice 1 Odd Numbers

30.03.2012 14:12

Practice (9:00 Time) started at 14:12:01

Lap	Time of Day	Lap Tm	S1 Tm	S2 Tm	S3 Tm	Lap	Time of Day	Lap Tm	S1 Tm	S2 Tm	S3 Tm
1	14:13:31.535	1:02.307	26.512	18.244	17.551						
2	14:14:29.225	57.690	23.672	17.022	16.996						
3	14:15:26.664	57.439	22.743	17.258	17.438						
4	14:16:22.960	56.296	22.612	16.779	16.905						
5	14:17:18.975	56.015	22.498	16.658	16.859						
6	14:18:15.038	56.063	22.458	16.778	16.827						
7	14:19:11.019	55.981	22.490	16.654	16.837						
8	14:20:07.444	56.425	22.831	16.699	16.895						
9	14:21:03.515	56.071	22.556	16.643	16.872						

(279) Juuso KAUKELIN

1	14:13:27.309	1:02.951	26.787	18.198	17.966
2	14:14:24.960	57.651	23.192	17.261	17.198
3	14:15:22.240	57.280	22.701	17.566	17.013
4	14:16:19.418	57.178	22.934	16.810	17.434
5	14:17:16.841	57.423	22.732	17.794	16.897
6	14:18:13.754	56.913	23.079	16.713	17.121
7	14:19:09.786	56.032	22.538	16.739	16.755

(247) Aleksanteri HUOVINEN

1	14:13:42.147	1:03.401	27.371	18.447	17.583
2	14:14:39.511	57.364	23.100	17.169	17.095
3	14:15:36.538	57.027	22.781	17.277	16.969
4	14:16:33.210	56.672	22.792	16.939	16.941
5	14:17:29.895	56.685	22.567	17.180	16.938
6	14:18:26.099	56.204	22.575	16.804	16.825
7	14:19:22.981	56.882	22.567	17.245	17.070
8	14:20:19.622	56.641	22.952	16.859	16.830
9	14:21:15.774	56.152	22.550	16.752	16.850

(261) Stephane KOX

1	14:13:54.602	1:07.669	27.886	19.324	20.459
2	14:14:54.068	59.466	24.317	17.783	17.366

(259) Nicolas PICOT

1	14:15:12.350	2:52.043	27.515	19.077	2:05.451
2	14:16:13.171	1:00.821	24.808	18.038	17.975



Rotax Euro Challenge 2012 Genk / Belgium

Rotax Seniors

Genk / Belgium 1,360 Km

Qualifying Practice Group S1

30.03.2012 15:30

Qualifying (15:00 Time) started at 15:30:01

Pos	No.	Name	Nat.	Chassis	Race Team	Laps	Best Tm	Diff	Gap In Lap	km/h
1	208	Charlie EASTWOOD	IRL	Formula K	Protrain Racing	11	54.603			7 89,665
2	300	Joel AFFOLTER	NED	Gillard	PDB Racing Team	7	54.657	0.054	0.054	6 89,577
3	238	Alexandre FINKELSTEIN	FRA	Tonykart	MD Competition	9	54.701	0.098	0.044	5 89,505
4	294	Makino TADASUKE	JPN	Birel	Kalman Motorsport	10	54.718	0.115	0.017	6 89,477
5	224	Aavo TALVAR	EST	Intrepid	Talvar Racing	10	54.744	0.141	0.026	5 89,434
6	244	Eva BENES	FRA	Kosmic	PKS	11	54.795	0.192	0.051	4 89,351
7	230	Charlie TURNER	GBR	CRG	Coles Racing	11	54.799	0.196	0.004	6 89,345
8	290	Ukyo SASAHARA	JPN	DR	VPDR	11	54.832	0.229	0.033	8 89,291
9	237	Sten Dorian PIIRIMAGI	EST	Tonykart	Aix Racing Team	9	54.874	0.271	0.042	4 89,223
10	257	Ebba GRANDIN	SWE	Kosmic	Soda Kart	14	54.901	0.298	0.027	8 89,179
11	241	Pierre AUVRAY	FRA	FA Kart	DSS Kart	12	54.963	0.360	0.062	6 89,078
12	216	Bryan EERDEN	NED	Intrepid	Team TKP	9	55.014	0.411	0.051	5 88,996
13	225	Jeremie LESOUDIER	FRA	Tonykart	PKS	13	55.063	0.460	0.049	8 88,916
14	284	Oliver MYERS	GBR	Tonykart	Coles Racing	11	55.064	0.461	0.001	4 88,915
15	259	Nicolas PICOT	FRA	Sodikart	Kart Pro Racing	12	55.107	0.504	0.043	7 88,845
16	219	Andreas BACKMAN	SWE	Tonykart	Strawberry Racing	11	55.115	0.512	0.008	4 88,832
17	269	John FRIBERG	SWE	Tonykart	Soda Kart	10	55.126	0.523	0.011	7 88,815
18	246	Sabedin Berat TURKER	TUR	Formula K	Protrain Racing	11	55.168	0.565	0.042	9 88,747
19	262	Alex ENGBLOM	SWE	Tonykart	Soda Kart	9	55.174	0.571	0.006	5 88,737
20	301	Jonathan JOHANSSON	SWE	Gillard	PDB Racing Team	11	55.197	0.594	0.023	11 88,700
21	277	Sam BRABHAM	GBR	Alonso	Dan Holland Racing	11	55.227	0.624	0.030	10 88,652
22	231	Christophe ADAMS	FRA	Tonykart	Sport Karting Competition	10	55.229	0.626	0.002	6 88,649
23	280	Brandon NILSSON	SWE	Expriit	Brandon Racing	15	55.233	0.630	0.004	12 88,643
24	295	Sandra ANDERSSON	SWE	Energy	Energy Team Sweden	13	55.257	0.654	0.024	7 88,604
25	218	Nicolai NIELSEN	DEN	TBA	Star Karting	11	55.328	0.725	0.071	8 88,490
26	274	Mick NOLTEN	NED	Birel	KSG Racing	13	55.371	0.768	0.043	6 88,422
27	240	Petr BEZEL	CZE	MS Kart	MS Kart Racing Team	5	55.472	0.869	0.101	4 88,261
28	276	Sebastian MICHELS	GER	Intrepid	Kartteam Kreuz	10	55.545	0.942	0.073	5 88,145
29	288	Cecile MARTINI	FRA	Sodikart	Martini Racing Kart	7	55.552	0.949	0.007	7 88,134
30	279	Juuso KAUKELIN	FIN	Tonykart	JTL Racing	11	55.771	1.168	0.219	9 87,788

Announcements

These results are provisional until the conclusion of any judicial and technical matters

Timekeeping Ingrid and Meik Wagner:

Clerk of the course Nigel Edwards:

www.mylaps.com

Steward (Chairman) Olivier Steveny:

Chief Scrutineer Paul Klaassen:

Licensed to: Motorsport Events



Rotax Euro Challenge 2012 Genk / Belgium

Rotax Seniors

Genk / Belgium 1,360 Km

Qualifying Practice Group S2

30.03.2012 16:00

Qualifying (15:00 Time) started at 16:00:00

Pos	No.	Name	Nat.	Chassis	Race Team	Laps	Best Tm	Diff	Gap	In Lap	km/h
1	228	Jack AITKEN	GBR	Formula K	Protrain Racing	10	54.483			9	89,863
2	278	Barrie PULLINGER	GBR	Alonso	Dan Holland Racing	10	54.574	0.091	0.091	10	89,713
3	203	Edward BRAND	GBR	Formula K	Formula K Europe	9	54.616	0.133	0.042	6	89,644
4	217	Glen VAN DROOGENBROE	BEL	Tonykart	Bouvin Power	9	54.661	0.178	0.045	6	89,570
5	232	James SINGLETON	GBR	Tonykart	Coles Racing	9	54.672	0.189	0.011	9	89,552
6	210	Antoine BARTHON	FRA	Alonso	Dan Holland Racing	9	54.713	0.230	0.041	9	89,485
7	223	Jacob NIELSEN	DEN	Kosmic	Star Karting	9	54.738	0.255	0.025	9	89,444
8	296	Josh HART	NZL	Birel	Kalman Motorsport	8	54.771	0.288	0.033	7	89,390
9	258	Mikkel JOHNSEN	DEN	Haase	DMT Racing	9	54.781	0.298	0.010	6	89,374
10	211	Shaun SLAVIN	GBR	Formula K	Formula K Europe	10	54.785	0.302	0.004	9	89,368
11	260	Bas DE LAAT	NED	Exprit	van Galen Racing	9	54.787	0.304	0.002	8	89,364
12	245	Hubert PETIT	FRA	Sodikart	Sodi Junior Team	9	54.805	0.322	0.018	7	89,335
13	236	Andy KING	GBR	Tonykart	Strawberry Racing	9	54.870	0.387	0.065	7	89,229
14	263	Henry EASTHOPE	GBR	Sodikart	Sodikart Junior Team	10	54.905	0.422	0.035	9	89,172
15	272	Jules COUSIN	FRA	FA Kart	DSS Kart	9	54.913	0.430	0.008	8	89,159
16	253	Guillaume PLASSIER	FRA	Alonso	RM Concept	10	54.993	0.510	0.080	10	89,030
17	286	Lukasz BARTOSZUK	POL	Praga	Uniq Racing	10	55.010	0.527	0.017	10	89,002
18	267	Max RENBERG	SWE	Tonykart	Soda Kart	10	55.083	0.600	0.073	7	88,884
19	261	Stephane KOX	NED	Formula K	Formula K Europe	10	55.115	0.632	0.032	8	88,832
20	292	Adam STIRLING	GBR	Intrepid	Team TKP	10	55.193	0.710	0.078	8	88,707
21	243	Glenn VAN PARIJS	BEL	Zanardi	Raw Racing Team	10	55.226	0.743	0.033	6	88,654
22	291	Lars JOOSTEN	GER	Tonykart	Hugo Motorsport	9	55.233	0.750	0.007	8	88,643
23	242	Miroslav KOVAR	CZE	MS Kart	MS Kart Racing Team	10	55.241	0.758	0.008	8	88,630
24	220	Mathias SMITH	DEN	Kosmic	Star Karting	9	55.280	0.797	0.039	6	88,567
25	226	Erik STILLMAN	SWE	Sodikart	Wallberg Motorsport	10	55.351	0.868	0.071	7	88,454
26	229	Dzmitry KITAYEU	BLR	Intrepid	Talvar Racing	10	55.419	0.936	0.068	9	88,345
27	265	Sebastien DUBOIS	FRA	Kosmic	Kart Pro Racing	10	55.421	0.938	0.002	7	88,342
28	273	Jonas FORS	SWE	Tonykart	Soda Kart	10	55.454	0.971	0.033	9	88,289
29	264	Marie BAKKAN	NOR	Birel	Kalman Motorsport	10	55.510	1.027	0.056	6	88,200
30	249	Kim Rino WEIRE	NOR	Maddox	TBA	11	55.657	1.174	0.147	6	87,967

Announcements

These results are provisional until the conclusion of any judicial and technical matters



Rotax Euro Challenge 2012 Genk / Belgium

Rotax Seniors

Genk / Belgium 1,360 Km

Qualifying Practice Group S2

30.03.2012 16:00

Qualifying (15:00 Time) started at 16:00:00

Lap	Time of Day	Lap Tm	S1 Tm	S2 Tm	S3 Tm
5	16:10:32.481	56.733	22.800	17.080	16.853
6	16:11:27.951	55.470	22.267	16.490	16.713
7	16:12:23.618	55.667	22.376	16.585	16.706
8	16:13:23.295	59.677	24.124	18.623	16.930
9	16:14:18.714	55.419	22.199	16.491	16.729
10	16:15:14.146	55.432	22.266	16.459	16.707

(265) Sebastien DUBOIS

1	16:06:59.413	1:05.757	28.942	18.715	18.100
2	16:08:03.328	1:03.915	29.219	17.481	17.215
3	16:08:59.373	56.045	22.597	16.709	16.739
4	16:09:54.962	55.589	22.418	16.514	16.657
5	16:10:50.537	55.575	22.471	16.499	16.605
6	16:11:46.137	55.600	22.393	16.533	16.674
7	16:12:41.558	55.421	22.322	16.470	16.629
8	16:13:37.013	55.455	22.357	16.443	16.655
9	16:14:32.464	55.451	22.269	16.456	16.726
10	16:15:27.942	55.478	22.379	16.496	16.603

(273) Jonas FORS

1	16:07:23.770	1:03.880	27.238	18.645	17.997
2	16:08:22.196	58.426	24.245	17.147	17.034
3	16:09:21.395	59.199	25.674	16.763	16.762
4	16:10:17.295	55.900	22.527	16.635	16.738
5	16:11:12.893	55.598	22.458	16.495	16.645
6	16:12:08.348	55.455	22.356	16.478	16.621
7	16:13:03.928	55.580	22.347	16.495	16.738
8	16:13:59.510	55.582	22.404	16.497	16.681
9	16:14:54.964	55.454	22.274	16.476	16.704
10	16:15:50.721	55.757	22.542	16.509	16.706

(264) Marie BAKKAN

1	16:06:39.737	1:05.923	28.179	19.399	18.345
2	16:07:38.280	58.543	23.683	17.465	17.395
3	16:08:35.121	56.841	22.910	16.837	17.094
4	16:09:31.818	56.697	22.620	16.886	17.191
5	16:10:27.767	55.949	22.646	16.615	16.688
6	16:11:23.277	55.510	22.231	16.554	16.725
7	16:12:18.816	55.539	22.244	16.532	16.763
8	16:13:14.600	55.784	22.503	16.631	16.650
9	16:14:10.702	56.102	22.645	16.771	16.686
10	16:15:06.690	55.988	22.176	17.014	16.798

(249) Kim Rino WEIRE

1	16:06:23.521	1:06.044	29.111	18.958	17.975
2	16:07:23.455	59.934	24.505	17.852	17.577
3	16:08:22.034	58.579	24.320	17.233	17.026
4	16:09:19.003	56.969	23.076	16.961	16.932
5	16:10:14.979	55.976	22.570	16.758	16.648
6	16:11:10.636	55.657	22.340	16.616	16.701
7	16:12:06.578	55.942	22.512	16.634	16.796
8	16:13:02.802	56.224	22.411	16.971	16.842
9	16:13:58.936	56.134	22.512	16.761	16.861
10	16:14:55.920	56.984	23.605	16.676	16.703
11	16:15:53.011	57.091	22.479	17.391	17.221



Rotax Euro Challenge 2012 Genk / Belgium

Rotax Seniors

Genk / Belgium 1,360 Km

Qualifying Practice Group S3

30.03.2012 16:30

Qualifying (15:00 Time) started at 16:30:01

Pos	No.	Name	Nat.	Chassis	Race Team	Laps	Best Tm	Diff	Gap In Lap	km/h	
1	205	Sean BABINGTON	GBR	Alonso	Dan Holland Racing	10	54.464		7	89,894	
2	254	Harrison SCOTT	GBR	Tonykart	Strawberry Racing	12	54.498	0.034	0.034	11	89,838
3	234	Ash HAND	GBR	Tonykart	Strawberry Racing	12	54.572	0.108	0.074	9	89,716
4	299	Philip MORIN	SWE	Alonso	Dan Holland Racing	10	54.592	0.128	0.020	7	89,683
5	250	Ludvig MORIN	SWE	Kosmic	Soda Kart	10	54.690	0.226	0.098	6	89,523
6	268	Francisco MORA	POR	FA	Cabo do Mundo Kartteam	10	54.734	0.270	0.044	10	89,451
7	212	Jiri FORMAN	CZE	MS Kart	MS Kart Racing Team	10	54.777	0.313	0.043	6	89,381
8	221	Jesse LAZARE	CAN	Intrepid	Chapman Racing TKP	10	54.849	0.385	0.072	10	89,263
9	281	Kenny VERMEYLEN	BEL	Tecno	KK Racing	12	54.898	0.434	0.049	11	89,184
10	214	Michael COOL	BEL	Tonykart	Bouvin Power	10	54.912	0.448	0.014	7	89,161
11	293	Sandor JAKAB	SVK	Birel	Kalman Motorsport	10	54.919	0.455	0.007	8	89,149
12	213	Thomas BENISRI	FRA	Sodikart	Win Max	10	54.942	0.478	0.023	9	89,112
13	207	Ferenc KANSCAR	HUN	Birel	Kalman Motorsport	9	55.030	0.566	0.088	4	88,970
14	239	Joel JOHANSSON	SWE	Energy	Energy Team Sweden	12	55.048	0.584	0.018	11	88,941
15	227	Matija JURKOVIC	SLO	Formula K	MLM Racing KK	11	55.087	0.623	0.039	9	88,878
16	297	Jose Pedro FARIA	POR	Intrepid	QZ Racing Team	10	55.152	0.688	0.065	10	88,773
17	255	Moritz OBERHEIM	GER	PCR	Matis Motorsport	12	55.202	0.738	0.050	8	88,692
18	252	Juuso PYKALAINEN	FIN	Tonykart	MPT Racing	11	55.211	0.747	0.009	11	88,678
19	266	Petr FULIN	CZE	MS Kart	MS Kart Racing Team	11	55.213	0.749	0.002	7	88,675
20	275	Benjamin KARLOG	DEN	Tonykart	RS Competition	11	55.284	0.820	0.071	7	88,561
21	289	Carlos PINTO	POR	Intrepid	QZ Racing Team	11	55.313	0.849	0.029	11	88,514
22	270	Santeri VARIS	FIN	Tonykart	JTL Racing	12	55.327	0.863	0.014	9	88,492
23	282	Mart SOO	EST	Tonykart	Aix Racing Team	11	55.329	0.865	0.002	8	88,489
24	233	Manon CHAVAGNE	NED	Topkart	Slangen Karting	12	55.339	0.875	0.010	9	88,473
25	256	Jannie JOHANSEN	DEN	Tonykart	RS Competition	12	55.350	0.886	0.011	9	88,455
26	287	Jesper LINDH	SWE	Kosmic	West Speed	12	55.473	1.009	0.123	7	88,259
27	283	Marco FORRER	SUI	Mach 1	Kartteam Meier	12	55.795	1.331	0.322	12	87,750
28	247	Aleksanteri HUOVINEN	FIN	Corsa	Prospeed	12	55.915	1.451	0.120	10	87,561
29	298	David RYCHTAR	CZE	Birel	Gregor Racing	12	56.026	1.562	0.111	11	87,388

Announcements

These results are provisional until the conclusion of any judicial and technical matters

Timekeeping Ingrid and Meik Wagner:

Clerk of the course Nigel Edwards:

www.mylaps.com

Steward (Chairman) Olivier Steveny:

Chief Scrutineer Paul Klaassen:

Licensed to: Motorsport Events



Rotax Euro Challenge 2012 Genk / Belgium

Rotax Seniors

Genk / Belgium 1,360 Km

Qualifying Practice Group S3

30.03.2012 16:30

Qualifying (15:00 Time) started at 16:30:01

Lap	Time of Day	Lap Tm	S1 Tm	S2 Tm	S3 Tm
11	16:45:30.851	55.432	22.275	16.502	16.655
(233) Manon CHAVAGNE					
1	16:34:55.163	1:04.126	28.024	18.438	17.664
2	16:35:52.026	56.863	23.089	16.868	16.906
3	16:36:49.468	57.442	23.892	16.745	16.805
4	16:37:46.770	57.302	23.099	17.141	17.062
5	16:38:42.628	55.858	22.501	16.654	16.703
6	16:39:38.451	55.823	22.488	16.720	16.615
7	16:40:40.547	1:02.096	26.221	18.361	17.514
8	16:41:36.852	56.305	22.524	17.124	16.657
9	16:42:32.191	55.339	22.237	16.514	16.588
10	16:43:27.616	55.425	22.272	16.522	16.631
11	16:44:23.279	55.663	22.534	16.492	16.637
12	16:45:18.813	55.534	22.362	16.526	16.646

(256) Jannie JOHANSEN					
1	16:34:47.085	1:03.237	26.758	18.661	17.818
2	16:35:46.017	58.932	24.269	17.430	17.233
3	16:36:42.512	56.495	22.741	16.818	16.936
4	16:37:42.051	59.539	25.703	16.996	16.840
5	16:38:37.929	55.878	22.440	16.710	16.728
6	16:39:33.567	55.638	22.348	16.601	16.689
7	16:40:29.126	55.559	22.307	16.570	16.682
8	16:41:25.548	56.422	23.194	16.581	16.647
9	16:42:20.898	55.350	22.224	16.488	16.638
10	16:43:16.346	55.448	22.293	16.531	16.624
11	16:44:11.827	55.481	22.284	16.509	16.688
12	16:45:07.314	55.487	22.248	16.570	16.669

(287) Jesper LINDH					
1	16:35:19.497	1:03.770	28.322	18.008	17.440
2	16:36:18.887	59.390	25.110	17.091	17.189
3	16:37:15.260	56.373	22.664	16.808	16.901
4	16:38:11.875	56.615	23.097	16.630	16.888
5	16:39:07.481	55.606	22.393	16.441	16.772
6	16:40:03.088	55.607	22.359	16.521	16.727
7	16:40:58.561	55.473	22.280	16.475	16.718
8	16:41:54.055	55.494	22.371	16.427	16.696
9	16:42:49.588	55.533	22.316	16.520	16.697
10	16:43:45.144	55.556	22.352	16.506	16.698
11	16:44:40.895	55.751	22.375	16.585	16.791
12	16:45:36.568	55.673	22.348	16.526	16.799

(283) Marco FORRER					
1	16:34:47.472	1:03.173	27.332	18.204	17.637
2	16:35:48.083	1:00.611	24.008	17.701	18.902
3	16:36:53.705	1:05.622	31.193	17.355	17.074
4	16:37:50.709	57.004	22.700	16.998	17.306
5	16:38:46.831	56.122	22.606	16.677	16.839
6	16:39:42.679	55.848	22.445	16.598	16.805
7	16:40:38.884	56.205	22.526	16.754	16.925
8	16:41:37.225	58.341	24.491	16.960	16.890
9	16:42:33.077	55.852	22.351	16.681	16.820
10	16:43:29.093	56.016	22.695	16.549	16.772
11	16:44:25.097	56.004	22.383	16.864	16.757
12	16:45:20.892	55.795	22.398	16.520	16.877

(247) Aleksanteri HUOVINEN					
1	16:34:52.188	1:04.513	27.737	18.710	18.066
2	16:35:50.257	58.069	23.421	17.337	17.311
3	16:36:50.194	59.937	25.756	17.161	17.020
4	16:37:47.748	57.554	22.946	17.200	17.408
5	16:38:44.204	56.456	22.622	16.887	16.947
6	16:39:41.266	57.062	22.667	17.325	17.070
7	16:40:42.569	1:01.303	23.922	18.350	19.031
8	16:41:38.741	56.172	22.572	16.771	16.829
9	16:42:35.139	56.398	22.471	17.083	16.844
10	16:43:31.054	55.915	22.391	16.754	16.770
11	16:44:27.109	56.055	22.424	16.810	16.821
12	16:45:23.154	56.045	22.494	16.727	16.824

(298) David RYCHTAR					
----------------------------	--	--	--	--	--



Rotax Euro Challenge 2012 Genk / Belgium

Rotax Seniors

Genk / Belgium 1,360 Km

Total result Qualifying Group S1/S2/S3

Pos	No.	Name	Nat.	Chassis	Race Team	Total Best Tm	Diff	QS1 Best Tm	QS2 Best Tm	QS3 Best Tm
1	205	Sean BABINGTON	GBR	Alonso	Dan Holland Racing	54.464				54.464
2	228	Jack AITKEN	GBR	Formula K	Protrain Racing	54.483	0.019		54.483	
3	254	Harrison SCOTT	GBR	Tonykart	Strawberry Racing	54.498	0.034			54.498
4	234	Ash HAND	GBR	Tonykart	Strawberry Racing	54.572	0.108			54.572
5	278	Barrie PULLINGER	GBR	Alonso	Dan Holland Racing	54.574	0.110		54.574	
6	299	Philip MORIN	SWE	Alonso	Dan Holland Racing	54.592	0.128			54.592
7	208	Charlie EASTWOOD	IRL	Formula K	Protrain Racing	54.603	0.139	54.603		
8	203	Edward BRAND	GBR	Formula K	Formula K Europe	54.616	0.152		54.616	
9	300	Joel AFFOLTER	NED	Gillard	PDB Racing Team	54.657	0.193	54.657		
10	217	Glen VAN DROOGENBRO	BEL	Tonykart	Bouvin Power	54.661	0.197		54.661	
11	232	James SINGLETON	GBR	Tonykart	Coles Racing	54.672	0.208		54.672	
12	250	Ludvig MORIN	SWE	Kosmic	Soda Kart	54.690	0.226			54.690
13	238	Alexandre FINKELSTEIN	FRA	Tonykart	MD Competition	54.701	0.237	54.701		
14	210	Antoine BARTHON	FRA	Alonso	Dan Holland Racing	54.713	0.249		54.713	
15	294	Makino TADASUKE	JPN	Birel	Kalman Motorsport	54.718	0.254	54.718		
16	268	Francisco MORA	POR	FA	Cabo do Mundo Kartteam	54.734	0.270			54.734
17	223	Jacob NIELSEN	DEN	Kosmic	Star Karting	54.738	0.274		54.738	
18	224	Aavo TALVAR	EST	Intrepid	Talvar Racing	54.744	0.280	54.744		
19	296	Josh HART	NZL	Birel	Kalman Motorsport	54.771	0.307		54.771	
20	212	Jiri FORMAN	CZE	MS Kart	MS Kart Racing Team	54.777	0.313			54.777
21	258	Mikkel JOHNSEN	DEN	Haase	DMT Racing	54.781	0.317		54.781	
22	211	Shaun SLAVIN	GBR	Formula K	Formula K Europe	54.785	0.321		54.785	
23	260	Bas DE LAAT	NED	Exprit	van Galen Racing	54.787	0.323		54.787	
24	244	Eva BENES	FRA	Kosmic	PKS	54.795	0.331	54.795		
25	230	Charlie TURNER	GBR	CRG	Coles Racing	54.799	0.335	54.799		
26	245	Hubert PETIT	FRA	Sodikart	Sodi Junior Team	54.805	0.341		54.805	
27	290	Ukyo SASAHARA	JPN	DR	VPDR	54.832	0.368	54.832		
28	221	Jesse LAZARE	CAN	Intrepid	Chapman Racing TKP	54.849	0.385			54.849
29	236	Andy KING	GBR	Tonykart	Strawberry Racing	54.870	0.406		54.870	
30	237	Sten Dorian PIIRIMAGI	EST	Tonykart	Aix Racing Team	54.874	0.410	54.874		
31	281	Kenny VERMEYLEN	BEL	Tecno	KK Racing	54.898	0.434			54.898
32	257	Ebba GRANDIN	SWE	Kosmic	Soda Kart	54.901	0.437	54.901		
33	263	Henry EASTHOPE	GBR	Sodikart	Sodikart Junior Team	54.905	0.441		54.905	
34	214	Michael COOL	BEL	Tonykart	Bouvin Power	54.912	0.448			54.912
35	272	Jules COUSIN	FRA	FA Kart	DSS Kart	54.913	0.449		54.913	
36	293	Sandor JAKAB	SVK	Birel	Kalman Motorsport	54.919	0.455			54.919
37	213	Thomas BENISRI	FRA	Sodikart	Win Max	54.942	0.478			54.942
38	241	Pierre AUVRAY	FRA	FA Kart	DSS Kart	54.963	0.499	54.963		
39	253	Guillaume PLASSIER	FRA	Alonso	RM Concept	54.993	0.529		54.993	
40	286	Lukasz BARTOSZUK	POL	Praga	Uniq Racing	55.010	0.546		55.010	
41	216	Bryan EERDEN	NED	Intrepid	Team TKP	55.014	0.550	55.014		
42	207	Ferenc KANSCAR	HUN	Birel	Kalman Motorsport	55.030	0.566			55.030
43	239	Joel JOHANSSON	SWE	Energy	Energy Team Sweden	55.048	0.584			55.048
44	225	Jeremie LESOUDIER	FRA	Tonykart	PKS	55.063	0.599	55.063		
45	284	Oliver MYERS	GBR	Tonykart	Coles Racing	55.064	0.600	55.064		

Announcements

These results are provisional until the conclusion of any judicial and technical matters



Rotax Euro Challenge 2012 Genk / Belgium

Rotax Seniors

Genk / Belgium 1,360 Km

Total result Qualifying Group S1/S2/S3

Pos	No.	Name	Nat.	Chassis	Race Team	Total Best Tm	Diff	QS1 Best Tm	QS2 Best Tm	QS3 Best Tm
46	267	Max RENBERG	SWE	Tonykart	Soda Kart	55.083	0.619		55.083	
47	227	Matija JURKOVIC	SLO	Formula K	MLM Racing KK	55.087	0.623			55.087
48	259	Nicolas PICOT	FRA	Sodikart	Kart Pro Racing	55.107	0.643	55.107		
49	261	Stephane KOX	NED	Formula K	Formula K Europe	55.115	0.651		55.115	
50	219	Andreas BACKMAN	SWE	Tonykart	Strawberry Racing	55.115	0.651	55.115		
51	269	John FRIBERG	SWE	Tonykart	Soda Kart	55.126	0.662	55.126		
52	297	Jose Pedro FARIA	POR	Intrepid	QZ Racing Team	55.152	0.688			55.152
53	246	Sabedin Berat TURKER	TUR	Formula K	Protrain Racing	55.168	0.704	55.168		
54	262	Alex ENGBLOM	SWE	Tonykart	Soda Kart	55.174	0.710	55.174		
55	292	Adam STIRLING	GBR	Intrepid	Team TKP	55.193	0.729		55.193	
56	301	Jonathan JOHANSSON	SWE	Gillard	PDB Racing Team	55.197	0.733	55.197		
57	255	Moritz OBERHEIM	GER	PCR	Matis Motorsport	55.202	0.738			55.202
58	252	Juuso PYKALAINEN	FIN	Tonykart	MPT Racing	55.211	0.747			55.211
59	266	Petr FULIN	CZE	MS Kart	MS Kart Racing Team	55.213	0.749			55.213
60	243	Glenn VAN PARIJS	BEL	Zanardi	Raw Racing Team	55.226	0.762		55.226	
61	277	Sam BRABHAM	GBR	Alonso	Dan Holland Racing	55.227	0.763	55.227		
62	231	Christophe ADAMS	FRA	Tonykart	Sport Karting Competition	55.229	0.765	55.229		
63	291	Lars JOOSTEN	GER	Tonykart	Hugo Motorsport	55.233	0.769		55.233	
64	280	Brandon NILSSON	SWE	Expriit	Brandon Racing	55.233	0.769	55.233		
65	242	Miroslav KOVAR	CZE	MS Kart	MS Kart Racing Team	55.241	0.777		55.241	
66	295	Sandra ANDERSSON	SWE	Energy	Energy Team Sweden	55.257	0.793	55.257		
67	220	Mathias SMITH	DEN	Kosmic	Star Karting	55.280	0.816		55.280	
68	275	Benjamin KARLOG	DEN	Tonykart	RS Competition	55.284	0.820			55.284
69	289	Carlos PINTO	POR	Intrepid	QZ Racing Team	55.313	0.849			55.313
70	270	Santeri VARIS	FIN	Tonykart	JTL Racing	55.327	0.863			55.327
71	218	Nicolai NIELSEN	DEN	TBA	Star Karting	55.328	0.864	55.328		
72	282	Mart SOO	EST	Tonykart	Aix Racing Team	55.329	0.865			55.329
73	233	Manon CHAVAGNE	NED	Topkart	Slangen Karting	55.339	0.875			55.339
74	256	Jannie JOHANSEN	DEN	Tonykart	RS Competition	55.350	0.886			55.350
75	226	Erik STILLMAN	SWE	Sodikart	Wallberg Motorsport	55.351	0.887		55.351	
76	274	Mick NOLTEN	NED	Birel	KSG Racing	55.371	0.907	55.371		
77	229	Dzmitry KITAYEU	BLR	Intrepid	Talvar Racing	55.419	0.955		55.419	
78	265	Sebastien DUBOIS	FRA	Kosmic	Kart Pro Racing	55.421	0.957		55.421	
79	273	Jonas FORS	SWE	Tonykart	Soda Kart	55.454	0.990		55.454	
80	240	Petr BEZEL	CZE	MS Kart	MS Kart Racing Team	55.472	1.008	55.472		
81	287	Jesper LINDH	SWE	Kosmic	West Speed	55.473	1.009			55.473
82	264	Marie BAKKAN	NOR	Birel	Kalman Motorsport	55.510	1.046		55.510	
83	276	Sebastian MICHELS	GER	Intrepid	Kartteam Kreutz	55.545	1.081	55.545		
84	288	Cecile MARTINI	FRA	Sodikart	Martini Racing Kart	55.552	1.088	55.552		
85	249	Kim Rino WEIRE	NOR	Maddox	TBA	55.657	1.193		55.657	
86	279	Juuso KAUKELIN	FIN	Tonykart	JTL Racing	55.771	1.307	55.771		
87	283	Marco FORRER	SUI	Mach 1	Kartteam Meier	55.795	1.331			55.795
88	247	Aleksanteri HUOVINEN	FIN	Corsa	Prospeed	55.915	1.451			55.915
89	298	David RYCHTAR	CZE	Birel	Gregor Racing	56.026	1.562			56.026

Announcements

These results are provisional until the conclusion of any judicial and technical matters

**Heat organization
Rotax Euro Challenge 2012
Genk / Belgium
Rotax Max Seniors Group A**

Group	Pos	No.	Firstname	Lastname	Class	Overall BestTm
Group A	1	205	Sean	BABINGTON	Senior	54.464
Group A	6	299	Philip	MORIN	Senior	54.592
Group A	11	232	James	SINGLETON	Senior	54.672
Group A	16	268	Francisco	MORA	Senior	54.734
Group A	21	258	Mikkel	JOHNSEN	Senior	54.781
Group A	26	245	Hubert	PETIT	Senior	54.805
Group A	31	281	Kenny	VERMEYLEN	Senior	54.898
Group A	36	293	Sandor	JAKAB	Senior	54.919
Group A	41	216	Bryan	EERDEN	Senior	55.014
Group A	46	267	Max	RENERG	Senior	55.083
Group A	51	269	John	FRIBERG	Senior	55.126
Group A	56	301	Jonathan	JOHANSSON	Senior	55.197
Group A	61	277	Sam	BRABHAM	Senior	55.227
Group A	66	295	Sandra	ANDERSSON	Senior	55.257
Group A	71	218	Nicolai	NIELSEN	Senior	55.328
Group A	76	274	Mick	NOLTEN	Senior	55.371
Group A	81	287	Jesper	LINDH	Senior	55.473
Group A	86	279	Juuso	KAUKELIN	Senior	55.771



Clerk of the course Nigel Edwards:

Stewards (Chairman) Olivier Steveny:

Scrutineer Paul Klaassen:

Timekeeping Ingrid/Meik Wagner:

Printed: 30.03.2012 17:45

Posted at: h

**Heat organization
Rotax Euro Challenge 2012
Genk / Belgium
Rotax Max Seniors Group B**

Group	Pos	No.	Firstname	Lastname	Class	Overall BestTm
Group B	2	228	Jack	AITKEN	Senior	54.483
Group B	7	208	Charlie	EASTWOOD	Senior	54.603
Group B	12	250	Ludvig	MORIN	Senior	54.690
Group B	17	223	Jacob	NIELSEN	Senior	54.738
Group B	22	211	Shaun	SLAVIN	Senior	54.785
Group B	27	290	Ukyo	SASAHARA	Senior	54.832
Group B	32	257	Ebba	GRANDIN	Senior	54.901
Group B	37	213	Thomas	BENISRI	Senior	54.942
Group B	42	207	Ferenc	KANSCAR	Senior	55.030
Group B	47	227	Matija	JURKOVIC	Senior	55.087
Group B	52	297	Jose Pedro	FARIA	Senior	55.152
Group B	57	255	Moritz	OBERHEIM	Senior	55.202
Group B	62	231	Christophe	ADAMS	Senior	55.229
Group B	67	220	Mathias	SMITH	Senior	55.280
Group B	72	282	Mart	SOO	Senior	55.329
Group B	77	229	Dzmitry	KITAYEU	Senior	55.419
Group B	82	264	Marie	BAKKAN	Senior	55.510
Group B	87	283	Marco	FORRER	Senior	55.795



Clerk of the course Nigel Edwards:

Stewards (Chairman) Olivier Steveny:

Scrutineer Paul Klaassen:

Timekeeping Ingrid/Meik Wagner:

Printed: 30.03.2012 17:45

Posted at: h

**Heat organization
Rotax Euro Challenge 2012
Genk / Belgium
Rotax Max Seniors Group C**

Group	Pos	No.	Firstname	Lastname	Class	Overall BestTm
Group C	3	254	Harrison	SCOTT	Senior	54.498
Group C	8	203	Edward	BRAND	Senior	54.616
Group C	13	238	Alexandre	FINKELSTEIN	Senior	54.701
Group C	18	224	Aavo	TALVAR	Senior	54.744
Group C	23	260	Bas	DE LAAT	Senior	54.787
Group C	28	221	Jesse	LAZARE	Senior	54.849
Group C	33	263	Henry	EASTHOPE	Senior	54.905
Group C	38	241	Pierre	AUVRAY	Senior	54.963
Group C	43	239	Joel	JOHANSSON	Senior	55.048
Group C	48	259	Nicolas	PICOT	Senior	55.107
Group C	53	246	Sabedin Berat	TURKER	Senior	55.168
Group C	58	252	Juuso	PYKALAINEN	Senior	55.211
Group C	63	291	Lars	JOOSTEN	Senior	55.233
Group C	68	275	Benjamin	KARLOG	Senior	55.284
Group C	73	233	Manon	CHAVAGNE	Senior	55.339
Group C	78	265	Sebastien	DUBOIS	Senior	55.421
Group C	83	276	Sebastian	MICHELS	Senior	55.545
Group C	88	247	Aleksanteri	HUOVINEN	Senior	55.915



Clerk of the course Nigel Edwards:

Stewards (Chairman) Olivier Steveny:

Scrutineer Paul Klaassen:

Timekeeping Ingrid/Meik Wagner:

Printed: 30.03.2012 17:45

posted at: h

**Heat organization
Rotax Euro Challenge 2012
Genk / Belgium
Rotax Max Seniors Group D**

Group	Pos	No.	Firstname	Lastname	Class	Overall BestTm
Group D	4	234	Ash	HAND	Senior	54.572
Group D	9	300	Joel	AFFOLTER	Senior	54.657
Group D	14	210	Antoine	BARTHON	Senior	54.713
Group D	19	296	Josh	HART	Senior	54.771
Group D	24	244	Eva	BENES	Senior	54.795
Group D	29	236	Andy	KING	Senior	54.870
Group D	34	214	Michael	COOL	Senior	54.912
Group D	39	253	Guillaume	PLASSIER	Senior	54.993
Group D	44	225	Jeremie	LESOUDIER	Senior	55.063
Group D	49	261	Stephane	KOX	Senior	55.115
Group D	54	262	Alex	ENGBLOM	Senior	55.174
Group D	59	266	Petr	FULIN	Senior	55.213
Group D	64	280	Brandon	NILSSON	Senior	55.233
Group D	69	289	Carlos	PINTO	Senior	55.313
Group D	74	256	Jannie	JOHANSEN	Senior	55.350
Group D	79	273	Jonas	FORS	Senior	55.454
Group D	84	288	Cecile	MARTINI	Senior	55.552
Group D	89	298	David	RYCHTAR	Senior	56.026



Clerk of the course Nigel Edwards:

Stewards (Chairman) Olivier Steveny:

Scrutineer Paul Klaassen:

Timekeeping Ingrid/Meik Wagner:

Printed: 30.03.2012 17:45

posted at: h

Heat organization Rotax Euro Challenge 2012 Genk / Belgium Group E

Group	Pos	No.	Firstname	Lastname	Class	Overall BestTm
Group E	5	278	Barrie	PULLINGER	Senior	54.574
Group E	10	217	Glen	VAN DROOGENB	Senior	54.661
Group E	15	294	Makino	TADASUKE	Senior	54.718
Group E	20	212	Jiri	FORMAN	Senior	54.777
Group E	25	230	Charlie	TURNER	Senior	54.799
Group E	30	237	Sten Dorian	PIIRIMAGI	Senior	54.874
Group E	35	272	Jules	COUSIN	Senior	54.913
Group E	40	286	Lukasz	BARTOSZUK	Senior	55.010
Group E	45	284	Oliver	MYERS	Senior	55.064
Group E	50	219	Andreas	BACKMAN	Senior	55.115
Group E	55	292	Adam	STIRLING	Senior	55.193
Group E	60	243	Glenn	VAN PARIJS	Senior	55.226
Group E	65	242	Miroslav	KOVAR	Senior	55.241
Group E	70	270	Santeri	VARIS	Senior	55.327
Group E	75	226	Erik	STILLMAN	Senior	55.351
Group E	80	240	Petr	BEZEL	Senior	55.472
Group E	85	249	Kim Rino	WEIRE	Senior	55.657



Clerk of the course Nigel Edwards:

Stewards (Chairman) Olivier Steveny:

Scrutineer Paul Klaassen:

Timekeeping Ingrid/Meik Wagner:

Printed: 30.03.2012 17:45

posted at: h

Rotax Euro Challenge 2012
 Class: Rotax Max Seniors
 Date/Time: 31.03.2012 10:10

Track: Genk / Belgium
 Heat: Race 1 Qualifying Heat 1 A+B
 Laps: 11

Edition 1

Juuso KAUKELIN	279	Group A 55.771	18	Marco FORRER	283	Group B 55.795
	35				36	
Jesper LINDH	287	Group A 55.473	17	Marie BAKKAN	264	Group B 55.510
	33				34	
Mick NOLTEN	274	Group A 55.371	16	Dzmitry KITAYEU	229	Group B 55.419
	31				32	
Nicolai NIELSEN	218	Group A 55.328	15	Mart SOO	282	Group B 55.329
	29				30	
Sandra ANDERSSON	295	Group A 55.257	14	Mathias SMITH	220	Group B 55.280
	27				28	
Sam BRABHAM	277	Group A 55.227	13	Christophe ADAMS	231	Group B 55.229
	25				26	
Jonathan JOHANSSON	301	Group A 55.197	12	Moritz OBERHEIM	255	Group B 55.202
	23				24	
John FRIBERG	269	Group A 55.126	11	Jose Pedro FARIA	297	Group B 55.152
	21				22	
Max RENBERG	267	Group A 55.083	10	Matija JURKOVIC	227	Group B 55.087
	19				20	
Bryan EERDEN	216	Group A 55.014	9	Ferenc KANSCAR	207	Group B 55.030
	17				18	
Sandor JAKAB	293	Group A 54.919	8	Thomas BENISRI	213	Group B 54.942
	15				16	
Kenny VERMEYLEN	281	Group A 54.898	7	Ebba GRANDIN	257	Group B 54.901
	13				14	
Hubert PETIT	245	Group A 54.805	6	Ukyo SASAHARA	290	Group B 54.832
	11				12	
Mikkel JOHNSEN	258	Group A 54.781	5	Shaun SLAVIN	211	Group B 54.785
	9				10	
Francisco MORA	268	Group A 54.734	4	Jacob NIELSEN	223	Group B 54.738
	7				8	
James SINGLETON	232	Group A 54.672	3	Ludvig MORIN	250	Group B 54.690
	5				6	
Philip MORIN	299	Group A 54.592	2	Charlie EASTWOOD	208	Group B 54.603
	3				4	
Sean BABINGTON	205	Group A 54.464	1	Jack AITKEN	228	Group B 54.483
	1				2	

Pole Position

Clerk of the course Nigel Edwards:
 Stewards (Chairman) Olivier Steveny:

Scrutineer Paul Klaassen:
 Timekeeping Ingrid/Meik Wagner:

Rotax Euro Challenge 2012
 Class: Rotax Max Seniors
 Date/Time: 31.03.2012 10:30

Track: Genk / Belgium
 Heat: Race 2 Qualifying Heat 2 C+D
 Laps: 11

Edition 1

Aleksanteri HUOVINEN **247** Group C
 55.915
 35

18

David RYCHTAR **298** Group D
 56.026
 36

Sebastian MICHELS **276** Group C
 55.545
 33

17

Cecile MARTINI **288** Group D
 55.552
 34

Sebastien DUBOIS **265** Group C
 55.421
 31

16

Jonas FORS **273** Group D
 55.454
 32

Manon CHAVAGNE **233** Group C
 55.339
 29

15

Jannie JOHANSEN **256** Group D
 55.350
 30

Benjamin KARLOG **275** Group C
 55.284
 27

14

Carlos PINTO **289** Group D
 55.313
 28

Lars JOOSTEN **291** Group C
 55.233
 25

13

Brandon NILSSON **280** Group D
 55.233
 26

Juuso PYKALAINEN **252** Group C
 55.211
 23

12

Petr FULIN **266** Group D
 55.213
 24

Sabedin Berat TURKER **246** Group C
 55.168
 21

11

Alex ENGBLOM **262** Group D
 55.174
 22

Nicolas PICOT **259** Group C
 55.107
 19

10

Stephane KOX **261** Group D
 55.115
 20

Joel JOHANSSON **239** Group C
 55.048
 17

9

Jeremie LESOUDIER **225** Group D
 55.063
 18

Pierre AUVRAY **241** Group C
 54.963
 15

8

Guillaume PLASSIER **253** Group D
 54.993
 16

Henry EASTHOPE **263** Group C
 54.905
 13

7

Michael COOL **214** Group D
 54.912
 14

Jesse LAZARE **221** Group C
 54.849
 11

6

Andy KING **236** Group D
 54.870
 12

Bas DE LAAT **260** Group C
 54.787
 9

5

Eva BENES **244** Group D
 54.795
 10

Aavo TALVAR **224** Group C
 54.744
 7

4

Josh HART **296** Group D
 54.771
 8

Alexandre FINKELSTEIN **238** Group C
 54.701
 5

3

Antoine BARTHON **210** Group D
 54.713
 6

Edward BRAND **203** Group C
 54.616
 3

2

Joel AFFOLTER **300** Group D
 54.657
 4

Harrison SCOTT **254** Group C
 54.498
 1

1

Ash HAND **234** Group D
 54.572
 2

Pole Position

Clerk of the course Nigel Edwards:

Scrutineer Paul Klaassen:

Stewards (Chairman) Olivier Steveny:

Timekeeping Ingrid/Meik Wagner:

Rotax Euro Challenge 2012
 Class: Rotax Max Seniors
 Date/Time: 31.03.2012 11:30

Track: Genk / Belgium
 Heat: Race 5 Qualifying Heat 3 A+E
 Laps: 11

Edition 1

Juuso KAUKELIN	279	Group A 55.771	18	
	35			36
Jesper LINDH	287	Group A 55.473	17	Kim Rino WEIRE
	33			249
Mick NOLTEN	274	Group A 55.371	16	Petr BEZEL
	31			240
Nicolai NIELSEN	218	Group A 55.328	15	Erik STILLMAN
	29			226
Sandra ANDERSSON	295	Group A 55.257	14	Santeri VARIS
	27			270
Sam BRABHAM	277	Group A 55.227	13	Miroslav KOVAR
	25			242
Jonathan JOHANSSON	301	Group A 55.197	12	Glenn VAN PARIJS
	23			243
John FRIBERG	269	Group A 55.126	11	Adam STIRLING
	21			292
Max RENBERG	267	Group A 55.083	10	Andreas BACKMAN
	19			219
Bryan EERDEN	216	Group A 55.014	9	Oliver MYERS
	17			284
Sandor JAKAB	293	Group A 54.919	8	Lukasz BARTOSZUK
	15			286
Kenny VERMEYLEN	281	Group A 54.898	7	Jules COUSIN
	13			272
Hubert PETIT	245	Group A 54.805	6	Sten Dorian PIIRIMAGI
	11			237
Mikkel JOHNSEN	258	Group A 54.781	5	Charlie TURNER
	9			230
Francisco MORA	268	Group A 54.734	4	Jiri FORMAN
	7			212
James SINGLETON	232	Group A 54.672	3	Makino TADASUKE
	5			294
Philip MORIN	299	Group A 54.592	2	Glen VAN DROOGENI
	3			217
Sean BABINGTON	205	Group A 54.464	1	Barrie PULLINGER
	1			278

Pole Position

Row

Clerk of the course Nigel Edwards:
 Stewards (Chairman) Olivier Steveny:

Scrutineer Paul Klaassen:
 Timekeeping Ingrid/Meik Wagner:

posted at: h

These results are provisional until the conclusion of any judicial and technical matters

printed 30.03.2012 17:52

Rotax Euro Challenge 2012
 Class: Rotax Max Seniors
 Date/Time: 31.03.2012 11:50

Track: Genk / Belgium
 Heat: Race 6 Qualifying Heat 4 B+C
 Laps: 11

Edition 1

Marco FORRER	283	Group B 55.795	18	Aleksanteri HUOVINEN	247	Group C 55.915
	35				36	
Marie BAKKAN	264	Group B 55.510	17	Sebastian MICHELS	276	Group C 55.545
	33				34	
Dzmitry KITAYEU	229	Group B 55.419	16	Sebastien DUBOIS	265	Group C 55.421
	31				32	
Mart SOO	282	Group B 55.329	15	Manon CHAVAGNE	233	Group C 55.339
	29				30	
Mathias SMITH	220	Group B 55.280	14	Benjamin KARLOG	275	Group C 55.284
	27				28	
Christophe ADAMS	231	Group B 55.229	13	Lars JOOSTEN	291	Group C 55.233
	25				26	
Moritz OBERHEIM	255	Group B 55.202	12	Juuso PYKALAINEN	252	Group C 55.211
	23				24	
Jose Pedro FARIA	297	Group B 55.152	11	Sabedin Berat TURKER	246	Group C 55.168
	21				22	
Matija JURKOVIC	227	Group B 55.087	10	Nicolas PICOT	259	Group C 55.107
	19				20	
Ferenc KANSCAR	207	Group B 55.030	9	Joel JOHANSSON	239	Group C 55.048
	17				18	
Thomas BENISRI	213	Group B 54.942	8	Pierre AUVRAY	241	Group C 54.963
	15				16	
Ebba GRANDIN	257	Group B 54.901	7	Henry EASTHOPE	263	Group C 54.905
	13				14	
Ukyo SASAHARA	290	Group B 54.832	6	Jesse LAZARE	221	Group C 54.849
	11				12	
Shaun SLAVIN	211	Group B 54.785	5	Bas DE LAAT	260	Group C 54.787
	9				10	
Jacob NIELSEN	223	Group B 54.738	4	Aavo TALVAR	224	Group C 54.744
	7				8	
Ludvig MORIN	250	Group B 54.690	3	Alexandre FINKELSTEIN	238	Group C 54.701
	5				6	
Charlie EASTWOOD	208	Group B 54.603	2	Edward BRAND	203	Group C 54.616
	3				4	
Jack AITKEN	228	Group B 54.483	1	Harrison SCOTT	254	Group C 54.498
	1				2	

Pole Position

Clerk of the course Nigel Edwards:
 Stewards (Chairman) Olivier Steveny:

Scrutineer Paul Klaassen:
 Timekeeping Ingrid/Meik Wagner:

posted at: h

These results are provisional until the conclusion of any judicial and technical matters

printed 30.03.2012 17:53

Rotax Euro Challenge 2012
 Class: Rotax Max Seniors
 Date/Time: 31.03.2012 13:00

Track: Genk / Belgium
 Heat: Race 8 Qualifying Heat 5 D+E
 Laps: 11

Edition 1

David RYCHTAR	298	Group D 56.026	18	
	35			36
Cecile MARTINI	288	Group D 55.552	17	Kim Rino WEIRE
	33			249
Jonas FORS	273	Group D 55.454	16	Petr BEZEL
	31			240
Jannie JOHANSEN	256	Group D 55.350	15	Erik STILLMAN
	29			226
Carlos PINTO	289	Group D 55.313	14	Santeri VARIS
	27			270
Brandon NILSSON	280	Group D 55.233	13	Miroslav KOVAR
	25			242
Petr FULIN	266	Group D 55.213	12	Glenn VAN PARIJS
	23			243
Alex ENGBLOM	262	Group D 55.174	11	Adam STIRLING
	21			292
Stephane KOX	261	Group D 55.115	10	Andreas BACKMAN
	19			219
Jeremie LESOUDIER	225	Group D 55.063	9	Oliver MYERS
	17			284
Guillaume PLASSIER	253	Group D 54.993	8	Lukasz BARTOSZUK
	15			286
Michael COOL	214	Group D 54.912	7	Jules COUSIN
	13			272
Andy KING	236	Group D 54.870	6	Sten Dorian PIIRIMAGI
	11			237
Eva BENES	244	Group D 54.795	5	Charlie TURNER
	9			230
Josh HART	296	Group D 54.771	4	Jiri FORMAN
	7			212
Antoine BARTHON	210	Group D 54.713	3	Makino TADASUKE
	5			294
Joel AFFOLTER	300	Group D 54.657	2	Glen VAN DROOGENI
	3			217
Ash HAND	234	Group D 54.572	1	Barrie PULLINGER
	1			278

Pole Position

Clerk of the course Nigel Edwards:
 Stewards (Chairman) Olivier Steveny:

Scrutineer Paul Klaassen:
 Timekeeping Ingrid/Meik Wagner:

posted at: h

These results are provisional until the conclusion of any judicial and technical matters

printed 30.03.2012 17:53

Rotax Euro Challenge 2012
 Class: Rotax Max Seniors
 Date/Time: 31.03.2012 13:20

Track: Genk / Belgium
 Heat: Race 9 Qualifying Heat 6 A+C
 Laps: 11

Edition 1

Juuso KAUKELIN	279	Group A 55.771	18	Aleksanteri HUOVINEN	247	Group C 55.915
	35				36	
Jesper LINDH	287	Group A 55.473	17	Sebastian MICHELS	276	Group C 55.545
	33				34	
Mick NOLTEN	274	Group A 55.371	16	Sebastien DUBOIS	265	Group C 55.421
	31				32	
Nicolai NIELSEN	218	Group A 55.328	15	Manon CHAVAGNE	233	Group C 55.339
	29				30	
Sandra ANDERSSON	295	Group A 55.257	14	Benjamin KARLOG	275	Group C 55.284
	27				28	
Sam BRABHAM	277	Group A 55.227	13	Lars JOOSTEN	291	Group C 55.233
	25				26	
Jonathan JOHANSSON	301	Group A 55.197	12	Juuso PYKALAINEN	252	Group C 55.211
	23				24	
John FRIBERG	269	Group A 55.126	11	Sabedin Berat TURKER	246	Group C 55.168
	21				22	
Max RENBERG	267	Group A 55.083	10	Nicolas PICOT	259	Group C 55.107
	19				20	
Bryan EERDEN	216	Group A 55.014	9	Joel JOHANSSON	239	Group C 55.048
	17				18	
Sandor JAKAB	293	Group A 54.919	8	Pierre AUVRAY	241	Group C 54.963
	15				16	
Kenny VERMEYLEN	281	Group A 54.898	7	Henry EASTHOPE	263	Group C 54.905
	13				14	
Hubert PETIT	245	Group A 54.805	6	Jesse LAZARE	221	Group C 54.849
	11				12	
Mikkel JOHNSEN	258	Group A 54.781	5	Bas DE LAAT	260	Group C 54.787
	9				10	
Francisco MORA	268	Group A 54.734	4	Aavo TALVAR	224	Group C 54.744
	7				8	
James SINGLETON	232	Group A 54.672	3	Alexandre FINKELSTEIN	238	Group C 54.701
	5				6	
Philip MORIN	299	Group A 54.592	2	Edward BRAND	203	Group C 54.616
	3				4	
Sean BABINGTON	205	Group A 54.464	1	Harrison SCOTT	254	Group C 54.498
	1				2	

Pole Position

Clerk of the course Nigel Edwards:
 Stewards (Chairman) Olivier Steveny:

Scrutineer Paul Klaassen:
 Timekeeping Ingrid/Meik Wagner:

posted at: h

These results are provisional until the conclusion of any judicial and technical matters

printed 30.03.2012 17:53

Rotax Euro Challenge 2012
 Class: Rotax Max Seniors
 Date/Time: 31.03.2012 14:20

Track: Genk / Belgium
 Heat: Race 12 Qualifying Heat 7 B+E
 Laps: 11

Edition 1

Marco FORRER	283	Group B 55.795	18	
	35			36
Marie BAKKAN	264	Group B 55.510	17	Kim Rino WEIRE
	33			249
Dzmitry KITAYEU	229	Group B 55.419	16	Petr BEZEL
	31			240
Mart SOO	282	Group B 55.329	15	Erik STILLMAN
	29			226
Mathias SMITH	220	Group B 55.280	14	Santeri VARIS
	27			270
Christophe ADAMS	231	Group B 55.229	13	Miroslav KOVAR
	25			242
Moritz OBERHEIM	255	Group B 55.202	12	Glenn VAN PARIJS
	23			243
Jose Pedro FARIA	297	Group B 55.152	11	Adam STIRLING
	21			292
Matija JURKOVIC	227	Group B 55.087	10	Andreas BACKMAN
	19			219
Ferenc KANSCAR	207	Group B 55.030	9	Oliver MYERS
	17			284
Thomas BENISRI	213	Group B 54.942	8	Lukasz BARTOSZUK
	15			286
Ebba GRANDIN	257	Group B 54.901	7	Jules COUSIN
	13			272
Ukyo SASAHARA	290	Group B 54.832	6	Sten Dorian PIIRIMAGI
	11			237
Shaun SLAVIN	211	Group B 54.785	5	Charlie TURNER
	9			230
Jacob NIELSEN	223	Group B 54.738	4	Jiri FORMAN
	7			212
Ludvig MORIN	250	Group B 54.690	3	Makino TADASUKE
	5			294
Charlie EASTWOOD	208	Group B 54.603	2	Glen VAN DROOGENI
	3			217
Jack AITKEN	228	Group B 54.483	1	Barrie PULLINGER
	1			278

Pole Position

Clerk of the course Nigel Edwards:
 Stewards (Chairman) Olivier Steveny:

Scrutineer Paul Klaassen:
 Timekeeping Ingrid/Meik Wagner:

posted at: h

These results are provisional until the conclusion of any judicial and technical matters

printed 30.03.2012 17:54

Rotax Euro Challenge 2012
 Class: Rotax Max Seniors
 Date/Time: 31.03.2012 14:40

Track: Genk / Belgium
 Heat: Race 13 Qualifying Heat 8 A+D
 Laps: 11

Edition 1

Juuso KAUKELIN	279	Group A 55.771	18
	35		
Jesper LINDH	287	Group A 55.473	17
	33		
Mick NOLTEN	274	Group A 55.371	16
	31		
Nicolai NIELSEN	218	Group A 55.328	15
	29		
Sandra ANDERSSON	295	Group A 55.257	14
	27		
Sam BRABHAM	277	Group A 55.227	13
	25		
Jonathan JOHANSSON	301	Group A 55.197	12
	23		
John FRIBERG	269	Group A 55.126	11
	21		
Max RENBERG	267	Group A 55.083	10
	19		
Bryan EERDEN	216	Group A 55.014	9
	17		
Sandor JAKAB	293	Group A 54.919	8
	15		
Kenny VERMEYLEN	281	Group A 54.898	7
	13		
Hubert PETIT	245	Group A 54.805	6
	11		
Mikkel JOHNSEN	258	Group A 54.781	5
	9		
Francisco MORA	268	Group A 54.734	4
	7		
James SINGLETON	232	Group A 54.672	3
	5		
Philip MORIN	299	Group A 54.592	2
	3		
Sean BABINGTON	205	Group A 54.464	1
	1		

Pole Position

Row

David RYCHTAR	298	Group D 56.026	36
	36		
Cecile MARTINI	288	Group D 55.552	34
	34		
Jonas FORS	273	Group D 55.454	32
	32		
Jannie JOHANSEN	256	Group D 55.350	30
	30		
Carlos PINTO	289	Group D 55.313	28
	28		
Brandon NILSSON	280	Group D 55.233	26
	26		
Petr FULIN	266	Group D 55.213	24
	24		
Alex ENGBLOM	262	Group D 55.174	22
	22		
Stephane KOX	261	Group D 55.115	20
	20		
Jeremie LESOUDIER	225	Group D 55.063	18
	18		
Guillaume PLASSIER	253	Group D 54.993	16
	16		
Michael COOL	214	Group D 54.912	14
	14		
Andy KING	236	Group D 54.870	12
	12		
Eva BENES	244	Group D 54.795	10
	10		
Josh HART	296	Group D 54.771	8
	8		
Antoine BARTHON	210	Group D 54.713	6
	6		
Joel AFFOLTER	300	Group D 54.657	4
	4		
Ash HAND	234	Group D 54.572	2
	2		

Clerk of the course Nigel Edwards:
 Stewards (Chairman) Olivier Steveny:

Scrutineer Paul Klaassen:
 Timekeeping Ingrid/Meik Wagner:

posted at: h

These results are provisional until the conclusion of any judicial and technical matters

printed 30.03.2012 17:55

Rotax Euro Challenge 2012
 Class: Rotax Max Seniors
 Date/Time: 31.03.2012 15:40

Track: Genk / Belgium
 Heat: Race 15 Qualifying Heat 9 C+E
 Laps: 11

Edition 1

Aleksanteri HUOVINEN	247	Group C 55.915	18	
	35			36
Sebastian MICHELS	276	Group C 55.545	17	Kim Rino WEIRE
	33			249
Sebastien DUBOIS	265	Group C 55.421	16	Petr BEZEL
	31			240
Manon CHAVAGNE	233	Group C 55.339	15	Erik STILLMAN
	29			226
Benjamin KARLOG	275	Group C 55.284	14	Santeri VARIS
	27			270
Lars JOOSTEN	291	Group C 55.233	13	Miroslav KOVAR
	25			242
Juuso PYKALAINEN	252	Group C 55.211	12	Glenn VAN PARIJS
	23			243
Sabedin Berat TURKER	246	Group C 55.168	11	Adam STIRLING
	21			292
Nicolas PICOT	259	Group C 55.107	10	Andreas BACKMAN
	19			219
Joel JOHANSSON	239	Group C 55.048	9	Oliver MYERS
	17			284
Pierre AUVRAY	241	Group C 54.963	8	Lukasz BARTOSZUK
	15			286
Henry EASTHOPE	263	Group C 54.905	7	Jules COUSIN
	13			272
Jesse LAZARE	221	Group C 54.849	6	Sten Dorian PIIRIMAGI
	11			237
Bas DE LAAT	260	Group C 54.787	5	Charlie TURNER
	9			230
Aavo TALVAR	224	Group C 54.744	4	Jiri FORMAN
	7			212
Alexandre FINKELSTEIN	238	Group C 54.701	3	Makino TADASUKE
	5			294
Edward BRAND	203	Group C 54.616	2	Glen VAN DROOGENI
	3			217
Harrison SCOTT	254	Group C 54.498	1	Barrie PULLINGER
	1			278

Pole Position

Clerk of the course Nigel Edwards:
 Stewards (Chairman) Olivier Steveny:

Scrutineer Paul Klaassen:
 Timekeeping Ingrid/Meik Wagner:

posted at: h

These results are provisional until the conclusion of any judicial and technical matters

printed 30.03.2012 17:55

Rotax Euro Challenge 2012
 Class: Rotax Max Seniors
 Date/Time: 31.03.2012 16:00

Track: Genk / Belgium
 Heat: Race 16 Qualifying Heat 10 B+D
 Laps: 11

Edition 1

Marco FORRER	283	Group B 55.795	18	David RYCHTAR	298	Group D 56.026
	35				36	
Marie BAKKAN	264	Group B 55.510	17	Cecile MARTINI	288	Group D 55.552
	33				34	
Dzmitry KITAYEU	229	Group B 55.419	16	Jonas FORS	273	Group D 55.454
	31				32	
Mart SOO	282	Group B 55.329	15	Jannie JOHANSEN	256	Group D 55.350
	29				30	
Mathias SMITH	220	Group B 55.280	14	Carlos PINTO	289	Group D 55.313
	27				28	
Christophe ADAMS	231	Group B 55.229	13	Brandon NILSSON	280	Group D 55.233
	25				26	
Moritz OBERHEIM	255	Group B 55.202	12	Petr FULIN	266	Group D 55.213
	23				24	
Jose Pedro FARIA	297	Group B 55.152	11	Alex ENGBLOM	262	Group D 55.174
	21				22	
Matija JURKOVIC	227	Group B 55.087	10	Stephane KOX	261	Group D 55.115
	19				20	
Ferenc KANSCAR	207	Group B 55.030	9	Jeremie LESOUDIER	225	Group D 55.063
	17				18	
Thomas BENISRI	213	Group B 54.942	8	Guillaume PLASSIER	253	Group D 54.993
	15				16	
Ebba GRANDIN	257	Group B 54.901	7	Michael COOL	214	Group D 54.912
	13				14	
Ukyo SASAHARA	290	Group B 54.832	6	Andy KING	236	Group D 54.870
	11				12	
Shaun SLAVIN	211	Group B 54.785	5	Eva BENES	244	Group D 54.795
	9				10	
Jacob NIELSEN	223	Group B 54.738	4	Josh HART	296	Group D 54.771
	7				8	
Ludvig MORIN	250	Group B 54.690	3	Antoine BARTHON	210	Group D 54.713
	5				6	
Charlie EASTWOOD	208	Group B 54.603	2	Joel AFFOLTER	300	Group D 54.657
	3				4	
Jack AITKEN	228	Group B 54.483	1	Ash HAND	234	Group D 54.572
	1				2	

Pole Position

Clerk of the course Nigel Edwards:
 Stewards (Chairman) Olivier Steveny:

Scrutineer Paul Klaassen:
 Timekeeping Ingrid/Meik Wagner:



Rotax Euro Challenge 2012 Genk / Belgium

Rotax Seniors

Genk / Belgium 1,360 Km

Warm up Even Numbers

31.03.2012 09:00

Practice (5:00 Time) started at 9:00:01

Pos	No.	Name	Nat.	Chassis	Race Team	Laps	Best Tm	Diff	Gap In Lap	km/h
1	208	Charlie EASTWOOD	IRL	Formula K	Protrain Racing	5	55.205			4 88,688
2	296	Josh HART	NZL	Birel	Kalman Motorsport	5	55.273	0.068	0.068	5 88,579
3	218	Nicolai NIELSEN	DEN	TBA	Star Karting	6	55.274	0.069	0.001	6 88,577
4	238	Alexandre FINKELSTEIN	FRA	Tonykart	MD Competition	5	55.285	0.080	0.011	4 88,559
5	260	Bas DE LAAT	NED	Exprit	van Galen Racing	5	55.305	0.100	0.020	4 88,527
6	210	Antoine BARTHON	FRA	Alonso	Dan Holland Racing	5	55.308	0.103	0.003	5 88,522
7	250	Ludvig MORIN	SWE	Kosmic	Soda Kart	5	55.323	0.118	0.015	5 88,498
8	268	Francisco MORA	POR	FA	Cabo do Mundo Kartteam	5	55.327	0.122	0.004	5 88,492
9	228	Jack AITKEN	GBR	Formula K	Protrain Racing	5	55.373	0.168	0.046	4 88,419
10	294	Makino TADASUKE	JPN	Birel	Kalman Motorsport	5	55.400	0.195	0.027	5 88,375
11	234	Ash HAND	GBR	Tonykart	Strawberry Racing	5	55.408	0.203	0.008	5 88,363
12	254	Harrison SCOTT	GBR	Tonykart	Strawberry Racing	6	55.409	0.204	0.001	5 88,361
13	272	Jules COUSIN	FRA	FA Kart	DSS Kart	5	55.420	0.215	0.011	4 88,344
14	236	Andy KING	GBR	Tonykart	Strawberry Racing	6	55.432	0.227	0.012	5 88,324
15	224	Aavo TALVAR	EST	Intrepid	Talvar Racing	5	55.458	0.253	0.026	4 88,283
16	214	Michael COOL	BEL	Tonykart	Bouvin Power	5	55.476	0.271	0.018	5 88,254
17	240	Petr BEZEL	CZE	MS Kart	MS Kart Racing Team	5	55.487	0.282	0.011	4 88,237
18	232	James SINGLETON	GBR	CRG	Coles Racing	6	55.551	0.346	0.064	5 88,135
19	300	Joel AFFOLTER	NED	Gillard	PDB Racing Team	5	55.551	0.346		4 88,135
20	256	Jannie JOHANSEN	DEN	Tonykart	RS Competition	5	55.564	0.359	0.013	5 88,115
21	212	Jiri FORMAN	CZE	MS Kart	MS Kart Racing Team	5	55.577	0.372	0.013	5 88,094
22	230	Charlie TURNER	GBR	CRG	Coles Racing	5	55.677	0.472	0.100	4 87,936
23	266	Petr FULIN	CZE	MS Kart	MS Kart Racing Team	5	55.688	0.483	0.011	4 87,918
24	252	Juuso PYKALAINEN	FIN	Tonykart	MPT Racing	5	55.764	0.559	0.076	5 87,799
25	284	Oliver MYERS	GBR	Tonykart	Coles Racing	5	55.790	0.585	0.026	5 87,758
26	226	Erik STILLMAN	SWE	Sodikart	Wallberg Motorsport	5	55.792	0.587	0.002	4 87,755
27	242	Miroslav KOVAR	CZE	MS Kart	MS Kart Racing Team	5	55.809	0.604	0.017	5 87,728
28	278	Barrie PULLINGER	GBR	Alonso	Dan Holland Racing	5	55.841	0.636	0.032	4 87,678
29	216	Bryan EERDEN	NED	Intrepid	Team TKP	5	55.844	0.639	0.003	5 87,673
30	292	Adam STIRLING	GBR	Intrepid	Team TKP	5	55.904	0.699	0.060	4 87,579
31	274	Mick NOLTEN	NED	Birel	KSG Racing	5	55.934	0.729	0.030	4 87,532
32	244	Eva BENES	FRA	Kosmic	PKS	5	55.947	0.742	0.013	4 87,511
33	270	Santeri VARIS	FIN	Tonykart	JTL Racing	5	55.976	0.771	0.029	4 87,466
34	290	Ukyo SASAHARA	JPN	DR	VPDR	5	55.980	0.775	0.004	3 87,460
35	286	Lukasz BARTOSZUK	POL	Praga	Uniq Racing	5	55.995	0.790	0.015	5 87,436
36	246	Sabedin Berat TURKER	TUR	Formula K	Protrain Racing	5	55.997	0.792	0.002	5 87,433
37	280	Brandon NILSSON	SWE	Exprit	Brandon Racing	5	56.039	0.834	0.042	4 87,368
38	258	Mikkel JOHNSEN	DEN	Haase	DMT Racing	5	56.203	0.998	0.164	4 87,113
39	282	Mart SOO	EST	Tonykart	Aix Racing Team	5	56.212	1.007	0.009	5 87,099
40	264	Marie BAKKAN	NOR	Birel	Kalman Motorsport	5	56.260	1.055	0.048	5 87,025
41	276	Sebastian MICHELIS	GER	Intrepid	Kartteam Kreuzt	5	56.280	1.075	0.020	5 86,994
42	220	Mathias SMITH	DEN	Kosmic	Star Karting	5	56.352	1.147	0.072	4 86,882
43	262	Alex ENGBLOM	SWE	Tonykart	Soda Kart	5	56.467	1.262	0.115	3 86,706



Rotax Euro Challenge 2012 Genk / Belgium

Rotax Seniors

Genk / Belgium 1,360 Km

Warm up Even Numbers

31.03.2012 09:00

Practice (5:00 Time) started at 9:00:01

Pos	No.	Name	Nat.	Chassis	Race Team	Laps	Best Tm	Diff	Gap	In Lap	km/h
44	288	Cecile MARTINI	FRA	Sodikart	Martini Racing Kart	4	57.177	1.972	0.710	4	85,629
45	298	David RYCHTAR	CZE	Birel	Gregor Racing	5	57.259	2.054	0.082	4	85,506

Timekeeping Ingrid and Meik Wagner:

Clerk of the course Nigel Edwards:

Steward (Chairman) Olivier Steveny:

Chief Scrutineer Paul Klaassen:

www.mylaps.com

Printed: 31.03.2012 09:06:10

posted at:

h

Licensed to: Motorsport Events



Rotax Euro Challenge 2012 Genk / Belgium

Rotax Seniors

Genk / Belgium 1,360 Km

Warm up Even Numbers

31.03.2012 09:00

Practice (5:00 Time) started at 9:00:01

Lap	Time of Day	Lap Tm	S1 Tm	S2 Tm	S3 Tm	Lap	Time of Day	Lap Tm	S1 Tm	S2 Tm	S3 Tm
(220) Mathias SMITH											
1	9:01:19.392	1:04.381	28.077	18.328	17.976						
2	9:02:17.760	58.368	23.402	17.689	17.277						
3	9:03:14.438	56.678	22.930	16.913	16.835						
4	9:04:10.790	56.352	22.823	16.712	16.817						
5	9:05:07.343	56.553	23.219	16.601	16.733						
(262) Alex ENGBLOM											
1	9:01:23.028	1:04.054	27.734	18.258	18.062						
2	9:02:20.588	57.560	23.534	17.060	16.966						
3	9:03:17.055	56.467	22.733	16.874	16.860						
4	9:04:14.836	57.781	23.647	17.077	17.057						
5	9:05:11.600	56.764	23.031	16.887	16.846						
(288) Cecile MARTINI											
1	9:02:18.745	1:05.816	28.920	18.789	18.107						
2	9:03:18.401	59.656	24.898	17.417	17.341						
3	9:04:15.871	57.470	23.440	17.158	16.872						
4	9:05:13.048	57.177	22.853	17.197	17.127						
(298) David RYCHTAR											
1	9:01:33.920	1:06.643	29.409	19.208	18.026						
2	9:02:33.220	59.300	24.145	17.831	17.324						
3	9:03:31.169	57.949	22.883	17.818	17.248						
4	9:04:28.428	57.259	22.872	17.201	17.186						
5	9:05:26.131	57.703	23.019	17.164	17.520						

Timekeeping Ingrid and Meik Wagner:

Clerk of the course Nigel Edwards:

Steward (Chairman) Olivier Steveny:

Chief Scrutineer Paul Klaassen:

www.mylaps.com

Licensed to: Motorsport Events



Rotax Euro Challenge 2012 Genk / Belgium

Rotax Seniors

Genk / Belgium 1,360 Km

Warm up Odd Numbers

31.03.2012 09:10

Practice (5:00 Time) started at 9:10:00

Pos	No.	Name	Nat.	Chassis	Race Team	Laps	Best Tm	Diff	Gap In Lap	km/h
1	299	Philip MORIN	SWE	Alonso	Dan Holland Racing	5	54.957			5 89,088
2	203	Edward BRAND	GBR	Formula K	Formula K Europe	5	54.987	0.030	0.030	5 89,039
3	259	Nicolas PICOT	FRA	Sodikart	Kart Pro Racing	5	55.165	0.208	0.178	5 88,752
4	241	Pierre AUVRAY	FRA	FA Kart	DSS Kart	5	55.309	0.352	0.144	5 88,521
5	263	Henry EASTHOPE	GBR	Sodikart	Sodikart Junior Team	5	55.314	0.357	0.005	4 88,513
6	245	Hubert PETIT	FRA	Sodikart	Sodi Junior Team	5	55.323	0.366	0.009	5 88,498
7	261	Stephane KOX	NED	Formula K	Formula K Europe	6	55.340	0.383	0.017	5 88,471
8	269	John FRIBERG	SWE	Tonykart	Soda Kart	6	55.379	0.422	0.039	6 88,409
9	217	Glen VAN DROOGENBROE	BEL	Tonykart	Bouvin Power	5	55.409	0.452	0.030	4 88,361
10	205	Sean BABINGTON	GBR	Alonso	Dan Holland Racing	5	55.418	0.461	0.009	4 88,347
11	253	Guillaume PLASSIER	FRA	Alonso	RM Concept	5	55.469	0.512	0.051	5 88,266
12	257	Ebba GRANDIN	SWE	Kosmic	Soda Kart	5	55.503	0.546	0.034	5 88,211
13	221	Jesse LAZARE	CAN	Intrepid	Chapman Racing TKP	5	55.542	0.585	0.039	5 88,150
14	243	Glenn VAN PARIJS	BEL	Zanardi	Raw Racing Team	5	55.545	0.588	0.003	4 88,145
15	223	Jacob NIELSEN	DEN	Kosmic	Star Karting	5	55.547	0.590	0.002	4 88,142
16	281	Kenny VERMEYLEN	BEL	Tecno	KK Racing	5	55.563	0.606	0.016	5 88,116
17	293	Sandor JAKAB	SVK	Birel	Kalman Motorsport	5	55.563	0.606		4 88,116
18	227	Matija JURKOVIC	SLO	Formula K	MLM Racing KK	5	55.579	0.622	0.016	5 88,091
19	239	Joel JOHANSSON	SWE	Energy	Energy Team Sweden	6	55.581	0.624	0.002	5 88,088
20	211	Shaun SLAVIN	GBR	Formula K	Formula K Europe	5	55.586	0.629	0.005	5 88,080
21	213	Thomas BENISRI	FRA	Sodikart	Win Max	5	55.601	0.644	0.015	5 88,056
22	225	Jeremie LESOUDIER	FRA	Tonykart	PKS	6	55.605	0.648	0.004	5 88,050
23	297	Jose Pedro FARIA	POR	Intrepid	QZ Racing Team	6	55.675	0.718	0.070	4 87,939
24	289	Carlos PINTO	POR	Intrepid	QZ Racing Team	5	55.710	0.753	0.035	5 87,884
25	237	Sten Dorian PIIRIMAGI	EST	Tonykart	Aix Racing Team	5	55.723	0.766	0.013	4 87,863
26	265	Sebastien DUBOIS	FRA	Kosmic	Kart Pro Racing	5	55.745	0.788	0.022	5 87,829
27	219	Andreas BACKMAN	SWE	Tonykart	Strawberry Racing	5	55.750	0.793	0.005	5 87,821
28	267	Max RENBERG	SWE	Tonykart	Soda Kart	5	55.774	0.817	0.024	5 87,783
29	287	Jesper LINDH	SWE	Kosmic	West Speed	6	55.791	0.834	0.017	5 87,756
30	277	Sam BRABHAM	GBR	Alonso	Dan Holland Racing	5	55.809	0.852	0.018	5 87,728
31	273	Jonas FORS	SWE	Tonykart	Soda Kart	5	55.884	0.927	0.075	5 87,610
32	301	Jonathan JOHANSSON	SWE	Gillard	PDB Racing Team	6	55.914	0.957	0.030	6 87,563
33	295	Sandra ANDERSSON	SWE	Energy	Energy Team Sweden	5	55.914	0.957		5 87,563
34	255	Moritz OBERHEIM	GER	PCR	Matis Motorsport	5	55.992	1.035	0.078	5 87,441
35	207	Ferenc KANSCAR	HUN	Birel	Kalman Motorsport	5	55.995	1.038	0.003	5 87,436
36	275	Benjamin KARLOG	DEN	Tonykart	RS Competition	5	56.004	1.047	0.009	4 87,422
37	291	Lars JOOSTEN	GER	Tonykart	Hugo Motorsport	5	56.007	1.050	0.003	5 87,418
38	231	Christophe ADAMS	FRA	Tonykart	Sport Karting Competition	5	56.011	1.054	0.004	5 87,411
39	233	Manon CHAVAGNE	NED	Topkart	Slangen Karting	5	56.105	1.148	0.094	5 87,265
40	229	Dzmitry KITAYEU	BLR	Intrepid	Talvar Racing	5	56.291	1.334	0.186	5 86,977
41	283	Marco FORRER	SUI	Mach 1	Kartteam Meier	5	56.399	1.442	0.108	5 86,810
42	249	Kim Rino WEIRE	NOR	Maddox	TBA	5	56.952	1.995	0.553	4 85,967
43	247	Aleksanteri HUOVINEN	FIN	Corsa	Prospeed	5	57.325	2.368	0.373	5 85,408



Rotax Euro Challenge 2012 Genk / Belgium

Rotax Seniors

Genk / Belgium 1,360 Km

Warm up Odd Numbers

31.03.2012 09:10

Practice (5:00 Time) started at 9:10:00

Pos	No.	Name	Nat.	Chassis	Race Team	Laps	Best Tm	Diff	Gap In Lap	km/h
44	279	Juuso KAUKELIN	FIN	Tonykart	JTL Racing	5	57.514	2.557	0.189	4 85,127



Rotax Euro Challenge 2012 Genk / Belgium

Rotax Seniors

Genk / Belgium 1,360 Km

Warm up Odd Numbers

31.03.2012 09:10

Practice (5:00 Time) started at 9:10:00

Lap	Time of Day	Lap Tm	S1 Tm	S2 Tm	S3 Tm	Lap	Time of Day	Lap Tm	S1 Tm	S2 Tm	S3 Tm
4	9:14:20.329	57.061	22.805	17.318	16.938						
5	9:15:16.728	56.399	22.768	16.773	16.858						
(249) Kim Rino WEIRE											
1	9:11:25.481	1:05.009	28.066	19.038	17.905						
2	9:12:24.153	58.672	23.857	17.552	17.263						
3	9:13:21.601	57.448	23.345	17.188	16.915						
4	9:14:18.553	56.952	22.629	17.357	16.966						
5	9:15:16.076	57.523	23.481	17.089	16.953						
(247) Aleksanteri HUOVINEN											
1	9:11:39.564	1:09.712	30.285	20.970	18.457						
2	9:12:39.757	1:00.193	24.404	18.227	17.562						
3	9:13:37.997	58.240	23.858	17.295	17.087						
4	9:14:35.975	57.978	23.565	17.306	17.107						
5	9:15:33.300	57.325	23.252	17.130	16.943						
(279) Juuso KAUKELIN											
1	9:11:25.291	1:06.130	29.136	19.061	17.933						
2	9:12:23.789	58.498	23.841	17.252	17.405						
3	9:13:23.449	59.660	23.716	18.309	17.635						
4	9:14:20.963	57.514	23.192	17.270	17.052						
5	9:15:18.759	57.796	23.330	17.201	17.265						

Timekeeping Ingrid and Meik Wagner:

Clerk of the course Nigel Edwards:

Steward (Chairman) Olivier Steveny:

Chief Scrutineer Paul Klaassen:

www.mylaps.com
Licensed to: Motorsport Events



Rotax Euro Challenge 2012 Genk / Belgium

Rotax Seniors

Genk / Belgium 1,360 Km

RACE 1 Qualifying Heat 1 A-B

-NEW-

31.03.2012 10:10

Race (11 Laps) started at 10:12:37

Pos	No.	Name	Nat.	Chassis	Race Team	Laps	Total Tm	Diff	Best Tm	In Lap	km/h	Points
1	205	Sean BABINGTON	GBR	Alonso	Dan Holland Racing	11	10:08.904		55.006	5	89,008	0
2	208	Charlie EASTWOOD	IRL	Formula K	Protrain Racing	11	10:10.454	1.550	55.140	7	88,792	2
3	232	James SINGLETON	GBR	CRG	Coles Racing	11	10:10.873	1.969	55.090	6	88,873	3
4	299	Philip MORIN	SWE	Alonso	Dan Holland Racing	11	10:11.149	2.245	54.910	5	89,164	4
5	228	Jack AITKEN	GBR	Formula K	Protrain Racing	11	10:11.882	2.978	54.890	6	89,197	5
6	213	Thomas BENISRI	FRA	Sodikart	Win Max	11	10:13.034	4.130	55.098	7	88,860	6
7	245	Hubert PETIT	FRA	Sodikart	Sodi Junior Team	11	10:13.544	4.640	55.068	7	88,908	7
8	281	Kenny VERMEYLEN	BEL	Tecno	KK Racing	11	10:16.404	7.500	55.121	7	88,823	8
9	258	Mikkel JOHNSEN	DEN	Haase	DMT Racing	11	10:16.924	8.020	55.451	5	88,294	9
10	216	Bryan EERDEN	NED	Intrepid	Team TKP	11	10:17.300	8.396	55.372	6	88,420	10
11	227	Matija JURKOVIC	SLO	Formula K	MLM Racing KK	11	10:17.599	8.695	55.327	11	88,492	11
12	250	Ludvig MORIN	SWE	Kosmic	Soda Kart	11	10:18.691	9.787	55.171	6	88,742	12
13	269	John FRIBERG	SWE	Tonykart	Soda Kart	11	10:19.844	10.940	55.342	9	88,468	13
14	257	Ebba GRANDIN	SWE	Kosmic	Soda Kart	11	10:20.183	11.279	55.324	7	88,497	14
15	297	Jose Pedro FARIA	POR	Intrepid	QZ Racing Team	11	10:20.843	11.939	55.353	8	88,450	15
16	267	Max RENBERG	SWE	Tonykart	Soda Kart	11	10:21.408	12.504	55.527	6	88,173	16
17	207	Ferenc KANSAR	HUN	Birel	Kalman Motorsport	11	10:21.509	12.605	55.486	8	88,238	17
18	211	Shaun SLAVIN	GBR	Formula K	Formula K Europe	11	10:21.845	12.941	55.221	11	88,662	18
19	293	Sandor JAKAB	SVK	Birel	Kalman Motorsport	11	10:22.985	14.081	55.354	8	88,449	19
20	231	Christophe ADAMS	FRA	Tonykart	Sport Karting Competition	11	10:24.511	15.607	55.587	8	88,078	20
21	218	Nicolai NIELSEN	DEN	TBA	Star Karting	11	10:24.587	15.683	55.234	11	88,641	21
22	223	Jacob NIELSEN	DEN	Kosmic	Star Karting	11	10:26.206	17.302	55.326	9	88,494	22
23	287	Jesper LINDH	SWE	Kosmic	West Speed	11	10:26.962	18.058	55.643	11	87,990	23
24	277	Sam BRABHAM	GBR	Alonso	Dan Holland Racing	11	10:29.444	20.540	55.855	11	87,656	24
25	255	Moritz OBERHEIM	GER	PCR	Matis Motorsport	11	10:29.811	20.907	55.955	11	87,499	25
26	282	Mart SOO	EST	Tonykart	Aix Racing Team	11	10:30.124	21.220	55.735	7	87,844	26
27	264	Marie BAKKAN	NOR	Birel	Kalman Motorsport	11	10:30.909	22.005	55.965	5	87,483	27
28	301	Jonathan JOHANSSON	SWE	Gillard	PDB Racing Team	11	10:31.364	22.460	55.811	7	87,725	28
29	220	Mathias SMITH	DEN	Kosmic	Star Karting	11	10:31.676	22.772	55.651	5	87,977	29
30	274	Mick NOLTEN	NED	Birel	KSG Racing	11	10:32.430	23.526	55.761	10	87,803	30
31	279	Juuso KAUKELIN	FIN	Tonykart	JTL Racing	11	10:32.813	23.909	56.095	5	87,281	31
32	283	Marco FORRER	SUI	Mach 1	Kartteam Meier	11	10:33.036	24.132	56.142	5	87,207	32
33	229	Dzmitry KITAYEU	BLR	Intrepid	Talvar Racing	11	10:36.985	28.081	55.965	4	87,483	33
34	295	Sandra ANDERSSON	SWE	Energy	Energy Team Sweden	6	5:48.679	5 Laps	55.983	5	87,455	34
35	268	Francisco MORA	POR	FA	Cabo do Mundo Kartteam	3	2:52.584	8 Laps	56.100	3	87,273	35

Not classified

DQ	290	Ukyo SASAHARA	JPN	DR	VPDR	11	10:12.982	DQ	55.095	7	88,865	38
----	-----	---------------	-----	----	------	----	-----------	----	--------	---	--------	----

Announcements

These results are provisional until the conclusion of any judicial and technical matters

Started: 36 Classified: 35 Not classified: 1

No. 290 excluded of heat A-B / reason technical non conformity

Margin of Victory	Ø km/h	Best Lap Tm	km/h	Best Lap by
1.550	88,447	54.890	89,197	228 - Jack AITKEN

Official Timing www.camp-company.de / www.motorsport-events.se

Orbits

Timekeeping Ingrid and Meik Wagner:

Clerk of the course Nigel Edwards:

www.mylaps.com

Steward (Chairman) Olivier Steveny:

Chief Scrutineer Paul Klaassen:

Licensed to: Motorsport Events

Printed: 31.03.2012 12:10:00

posted at:

h



Rotax Euro Challenge 2012 Genk / Belgium

Rotax Seniors

Genk / Belgium 1,360 Km

RACE 1 Qualifying Heat 1 A-B

31.03.2012 10:10

Race (11 Laps) started at 10:12:37

Lap	Time of Day	Lap Tm	S1 Tm	S2 Tm	S3 Tm	Lap	Time of Day	Lap Tm	S1 Tm	S2 Tm	S3 Tm
8	10:20:24.247	58.056	23.463	17.335	17.258						
9	10:21:21.278	57.031	23.091	16.918	17.022						
10	10:22:18.013	56.735	22.840	16.842	17.053						
11	10:23:14.925	56.912	22.961	16.883	17.068						

(295) Sandra ANDERSSON

1	10:13:41.914	1:02.022	26.730	17.977	17.315
2	10:14:39.956	58.042	23.220	17.749	17.073
3	10:15:36.755	56.799	22.980	16.908	16.911
4	10:16:33.814	57.059	23.138	16.845	17.076
5	10:17:29.797	55.983	22.537	16.622	16.824
6	10:18:26.619	56.822	23.161	16.834	16.827

(268) Francisco MORA

1	10:13:38.194	59.958	24.177	17.996	17.785
2	10:14:34.424	56.230	22.735	16.672	16.823
3	10:15:30.524	56.100	22.409	16.696	16.995



Rotax Euro Challenge 2012 Genk / Belgium

Rotax Seniors

Genk / Belgium 1,360 Km

RACE 2 Qualifying Heat 2 C-D **-NEW-**

31.03.2012 10:30

Race (11 Laps) started at 10:32:56

Pos	No.	Name	Nat.	Chassis	Race Team	Laps	Total Tm	Diff	Best Tm	In Lap	km/h	Points
1	210	Antoine BARTHON	FRA	Alonso	Dan Holland Racing	11	10:16.698		55.344	10	88,465	0
2	234	Ash HAND	GBR	Tonykart	Strawberry Racing	11	10:16.760	0.062	55.241	9	88,630	2
3	203	Edward BRAND	GBR	Formula K	Formula K Europe	11	10:16.880	0.182	55.003	10	89,013	3
4	221	Jesse LAZARE	CAN	Intrepid	Chapman Racing TKP	11	10:19.421	2.723	55.318	10	88,506	4
5	296	Josh HART	NZL	Birel	Kalman Motorsport	11	10:19.737	3.039	55.206	5	88,686	5
6	300	Joel AFFOLTER	NED	Gillard	PDB Racing Team	11	10:20.273	3.575	55.404	10	88,369	6
7	254	Harrison SCOTT	GBR	Tonykart	Strawberry Racing	11	10:20.616	3.918	55.398	8	88,379	7
8	263	Henry EASTHOPE	GBR	Sodikart	Sodikart Junior Team	11	10:21.022	4.324	55.257	10	88,604	8
9	224	Aavo TALVAR	EST	Intrepid	Talvar Racing	11	10:21.881	5.183	55.468	5	88,267	9
10	214	Michael COOL	BEL	Tonykart	Bouvin Power	11	10:22.073	5.375	55.499	5	88,218	10
11	238	Alexandre FINKELSTEIN	FRA	Tonykart	MD Competition	11	10:22.135	5.437	55.701	8	87,898	11
12	262	Alex ENGBLOM	SWE	Tonykart	Soda Kart	11	10:22.711	6.013	55.570	8	88,105	12
13	241	Pierre AUVRAY	FRA	FA Kart	DSS Kart	11	10:23.206	6.508	55.420	10	88,344	13
14	259	Nicolas PICOT	FRA	Sodikart	Kart Pro Racing	11	10:23.313	6.615	55.259	11	88,601	14
15	244	Eva BENES	FRA	Kosmic	PKS	11	10:24.122	7.424	55.336	8	88,478	15
16	260	Bas DE LAAT	NED	Exprit	van Galen Racing	11	10:26.296	9.598	55.518	9	88,188	16
17	225	Jeremie LESOUDIER	FRA	Tonykart	PKS	11	10:26.607	9.909	55.536	11	88,159	17
18	236	Andy KING	GBR	Tonykart	Strawberry Racing	11	10:27.751	11.053	55.007	10	89,007	18
19	239	Joel JOHANSSON	SWE	Energy	Energy Team Sweden	11	10:28.147	11.449	55.787	9	87,762	19
20	289	Carlos PINTO	POR	Intrepid	OZ Racing Team	11	10:28.522	11.824	55.552	11	88,134	20
21	280	Brandon NILSSON	SWE	Exprit	Brandon Racing	11	10:28.866	12.168	55.656	9	87,969	21
22	273	Jonas FORS	SWE	Tonykart	Soda Kart	11	10:29.719	13.021	55.730	11	87,852	22
23	291	Lars JOOSTEN	GER	Tonykart	Hugo Motorsport	11	10:31.125	14.427	55.533	9	88,164	23
24	252	Juuso PYKALAINEN	FIN	Tonykart	MPT Racing	11	10:31.196	14.498	55.786	9	87,764	24
25	233	Manon CHAVAGNE	NED	Topkart	Slangen Karting	11	10:31.394	14.696	55.799	9	87,744	25
26	256	Jannie JOHANSEN	DEN	Tonykart	RS Competition	11	10:33.136	16.438	55.628	11	88,013	26
27	265	Sebastien DUBOIS	FRA	Kosmic	Kart Pro Racing	11	10:33.532	16.834	55.652	9	87,975	27
28	247	Aleksanteri HUOVINEN	FIN	Corsa	Prospeed	11	10:37.885	21.187	56.512	9	86,636	28
29	261	Stephane KOX	NED	Formula K	Formula K Europe	11	10:38.102	21.404	55.981	8	87,458	29
30	276	Sebastian MICHELS	GER	Intrepid	Kartteam Kreutz	11	10:38.190	21.492	56.181	9	87,147	30
31	266	Petr FULIN	CZE	MS Kart	MS Kart Racing Team	11	10:38.685	21.987	55.516	10	88,191	31
32	288	Cecile MARTINI	FRA	Sodikart	Martini Racing Kart	11	10:38.840	22.142	56.274	9	87,003	32
33	298	David RYCHTAR	CZE	Birel	Gregor Racing	11	10:39.086	22.388	56.183	9	87,144	33
34	253	Guillaume PLASSIER	FRA	Alonso	RM Concept	8	7:57.290	3 Laps	56.470	2	86,701	34
35	275	Benjamin KARLOG	DEN	Tonykart	RS Competition	7	6:58.159	4 Laps	57.012	7	85,877	35
36	246	Sabedin Berat TURKER	TUR	Formula K	Protrain Racing	1	1:03.951	10 Laps	1:02.226	1	78,681	36

Announcements

These results are provisional until the conclusion of any judicial and technical matters

Started: 36 Classified: 36 Not classified: 0

No 253 warning board

No. 236 time penalty 10 sec. / reason unfair driving

Margin of Victory	Ø km/h	Best Lap Tm	km/h	Best Lap by
0.062	87,330	55.003	89,013	203 - Edward BRAND

Official Timing www.camp-company.de / www.motorsport-events.se

Orbits

Timekeeping Ingrid and Meik Wagner:

Clerk of the course Nigel Edwards:

www.mylaps.com

Steward (Chairman) Olivier Steveny:

Chief Scrutineer Paul Klaassen:

Licensed to: Motorsport Events

Printed: 31.03.2012 12:19:28

posted at:

h



Rotax Euro Challenge 2012 Genk / Belgium

Rotax Seniors

Genk / Belgium 1,360 Km

RACE 2 Qualifying Heat 2 C-D

31.03.2012 10:30

Race (11 Laps) started at 10:32:56

Lap	Time of Day	Lap Tm	S1 Tm	S2 Tm	S3 Tm	Lap	Time of Day	Lap Tm	S1 Tm	S2 Tm	S3 Tm
8	10:40:53.673	59.878	23.794	17.721	18.363						
(275) Benjamin KARLOG											
1	10:34:01.890	1:03.358	28.028	17.535	17.795						
2	10:34:59.120	57.230	23.194	17.008	17.028						
3	10:36:04.167	1:05.047	28.543	18.935	17.569						
4	10:37:02.769	58.602	23.451	17.644	17.507						
5	10:38:00.462	57.693	23.436	17.172	17.085						
6	10:38:57.530	57.068	22.837	17.132	17.099						
7	10:39:54.542	57.012	22.822	17.123	17.067						
(246) Sabedin Berat TURKER											
1	10:34:00.334	1:02.226	26.147	18.114	17.965						

Timekeeping Ingrid and Meik Wagner:

Clerk of the course Nigel Edwards:

Steward (Chairman) Olivier Steveny:

Chief Scrutineer Paul Klaassen:

www.mylaps.com
Licensed to: Motorsport Events



Rotax Euro Challenge 2012 Genk / Belgium

Rotax Seniors Genk / Belgium 1,360 Km

RACE 5 Qualifying Heat 3 A-E -NEW- 31.03.2012 11:30

Race (11 Laps) started at 11:32:52

Pos	No.	Name	Nat.	Chassis	Race Team	Laps	Total Tm	Diff	Best Tm	In Lap	km/h	Points
1	205	Sean BABINGTON	GBR	Alonso	Dan Holland Racing	11	10:09.617		54.957	10	89,088	0
2	278	Barrie PULLINGER	GBR	Alonso	Dan Holland Racing	11	10:09.924	0.307	54.993	9	89,030	2
3	299	Philip MORIN	SWE	Alonso	Dan Holland Racing	11	10:10.646	1.029	55.077	8	88,894	3
4	232	James SINGLETON	GBR	Tonykart	Coles Racing	11	10:12.318	2.701	55.061	6	88,920	4
5	217	Glen VAN DROOGENBROEC	BEL	Tonykart	Bouvin Power	11	10:12.597	2.980	54.848	9	89,265	5
6	294	Makino TADASUKE	JPN	Birel	Kalman Motorsport	11	10:13.022	3.405	55.030	10	88,970	6
7	268	Francisco MORA	POR	FA	Cabo do Mundo Kartteam	11	10:13.176	3.559	54.943	10	89,111	7
8	245	Hubert PETIT	FRA	Sodikart	Sodi Junior Team	11	10:15.600	5.983	55.230	9	88,647	8
9	281	Kenny VERMEYLEN	BEL	Tecno	KK Racing	11	10:16.852	7.235	55.312	7	88,516	9
10	272	Jules COUSIN	FRA	FA Kart	DSS Kart	11	10:16.919	7.302	55.176	8	88,734	10
11	212	Jiri FORMAN	CZE	MS Kart	MS Kart Racing Team	11	10:17.026	7.409	55.245	8	88,623	11
12	284	Oliver MYERS	GBR	Tonykart	Coles Racing	11	10:18.176	8.559	55.348	4	88,458	12
13	230	Charlie TURNER	GBR	CRG	Coles Racing	11	10:18.331	8.714	55.203	10	88,691	13
14	269	John FRIBERG	SWE	Tonykart	Soda Kart	11	10:20.000	10.383	55.356	5	88,446	14
15	218	Nicolai NIELSEN	DEN	TBA	Star Karting	11	10:21.257	11.640	55.234	5	88,641	15
16	293	Sandor JAKAB	SVK	Birel	Kalman Motorsport	11	10:21.637	12.020	55.555	5	88,129	16
17	267	Max RENBERG	SWE	Tonykart	Soda Kart	11	10:21.888	12.271	55.589	7	88,075	17
18	216	Bryan EERDEN	NED	Intrepid	Team TKP	11	10:23.463	13.846	55.449	5	88,297	18
19	274	Mick NOLTEN	NED	Birel	KSG Racing	11	10:23.735	14.118	55.432	5	88,324	19
20	258	Mikkel JOHNSEN	DEN	Haase	DMT Racing	11	10:24.144	14.527	55.491	3	88,231	20
21	270	Santeri VARIS	FIN	Tonykart	JTL Racing	11	10:24.829	15.212	55.517	9	88,189	21
22	292	Adam STIRLING	GBR	Intrepid	Team TKP	11	10:25.198	15.581	55.506	10	88,207	22
23	287	Jesper LINDH	SWE	Kosmic	West Speed	11	10:25.506	15.889	55.432	5	88,324	23
24	226	Erik STILLMAN	SWE	Sodikart	Wallberg Motorsport	11	10:29.396	19.779	55.671	7	87,945	24
25	301	Jonathan JOHANSSON	SWE	Gillard	PDB Racing Team	11	10:30.556	20.939	55.882	4	87,613	25
26	240	Petr BEZEL	CZE	MS Kart	MS Kart Racing Team	11	10:31.407	21.790	55.227	5	88,652	26
27	279	Juuso KAUKELIN	FIN	Tonykart	JTL Racing	11	10:32.033	22.416	56.265	9	87,017	27
28	243	Glenn VAN PARIJS	BEL	Zanardi	Raw Racing Team	11	10:32.393	22.776	55.491	8	88,231	28
29	242	Miroslav KOVAR	CZE	MS Kart	MS Kart Racing Team	11	10:32.607	22.990	56.135	5	87,218	29
30	295	Sandra ANDERSSON	SWE	Energy	Energy Team Sweden	11	10:32.788	23.171	56.022	8	87,394	30
31	249	Kim Rino WEIRE	NOR	Maddox	TBA	11	10:33.683	24.066	55.952	5	87,504	31
32	277	Sam BRABHAM	GBR	Alonso	Dan Holland Racing	11	10:46.481	36.864	56.448	8	86,735	32
33	219	Andreas BACKMAN	SWE	Tonykart	Strawberry Racing	5	4:50.235	6 Laps	56.039	3	87,368	33
34	237	Sten Dorian PIIRIMAGI	EST	Tonykart	Aix Racing Team	5	4:50.269	6 Laps	55.857	4	87,652	34

Not classified												
DQ	286	Lukasz BARTOSZUK	POL	Praga	Uniq Racing	11	10:23.247	DQ	55.418	10	88,347	38

Announcements
 These results are provisional until the conclusion of any judicial and technical matters
 No 226 warning board
 Started: 35 Classified: 34 Not classified: 1
 No. 286 excluded from heat A-E / reason technical non conformity

Margin of Victory	Ø km/h	Best Lap Tm	km/h	Best Lap by
0.307	88,344	54.848	89,265	217 - Glen VAN DROOGENBROEC

Timekeeping Ingrid and Meik Wagner: Clerk of the course Nigel Edwards: www.mylaps.com
 Steward (Chairman) Olivier Steveny: Chief Scrutineer Paul Klaassen: Licensed to: Motorsport Events
 Printed: 31.03.2012 14:38:17 posted at: h



Rotax Euro Challenge 2012 Genk / Belgium

Rotax Seniors

Genk / Belgium 1,360 Km

RACE 5 Qualifying Heat 3 A-E

31.03.2012 11:30

Race (11 Laps) started at 11:32:52

Lap	Time of Day	Lap Tm	S1 Tm	S2 Tm	S3 Tm	Lap	Time of Day	Lap Tm	S1 Tm	S2 Tm	S3 Tm
1	11:33:58.892	1:03.443	29.686	16.908	16.849						
2	11:34:54.777	55.885	22.508	16.633	16.744						
3	11:35:50.903	56.126	22.776	16.544	16.806						
4	11:36:46.760	55.857	22.528	16.564	16.765						
5	11:37:42.848	56.088	22.300	16.648	17.140						

Timekeeping Ingrid and Meik Wagner:

Clerk of the course Nigel Edwards:

Steward (Chairman) Olivier Steveny:

Chief Scrutineer Paul Klaassen:

www.mylaps.com

Licensed to: Motorsport Events



Rotax Euro Challenge 2012 Genk / Belgium

Rotax Seniors

Genk / Belgium 1,360 Km

RACE 6 Qualifying Heat 4 B-C -NEW-

31.03.2012 11:50

Race (11 Laps) started at 11:53:49

Pos	No.	Name	Nat.	Chassis	Race Team	Laps	Total Tm	Diff	Best Tm	In Lap	km/h	Points
1	208	Charlie EASTWOOD	IRL	Formula K	Protrain Racing	11	10:11.413		55.207	9	88,684	0
2	203	Edward BRAND	GBR	Formula K	Formula K Europe	11	10:11.567	0.154	55.031	11	88,968	2
3	254	Harrison SCOTT	GBR	Tonykart	Strawberry Racing	11	10:11.834	0.421	55.120	7	88,824	3
4	250	Ludvig MORIN	SWE	Kosmic	Soda Kart	11	10:13.895	2.482	55.375	8	88,415	4
5	211	Shaun SLAVIN	GBR	Formula K	Formula K Europe	11	10:14.728	3.315	55.312	11	88,516	5
6	238	Alexandre FINKELSTEIN	FRA	Tonykart	MD Competition	11	10:15.579	4.166	55.247	9	88,620	6
7	213	Thomas BENISRI	FRA	Sodikart	Win Max	11	10:15.772	4.359	55.260	9	88,599	7
8	224	Aavo TALVAR	EST	Intrepid	Talvar Racing	11	10:16.429	5.016	55.131	9	88,807	8
9	263	Henry EASTHOPE	GBR	Sodikart	Sodikart Junior Team	11	10:16.675	5.262	55.365	8	88,431	9
10	221	Jesse LAZARE	CAN	Intrepid	Chapman Racing TKP	11	10:18.545	7.132	55.585	7	88,081	10
11	259	Nicolas PICOT	FRA	Sodikart	Kart Pro Racing	11	10:20.652	9.239	55.613	5	88,037	11
12	227	Matija JURKOVIC	SLO	Formula K	MLM Racing KK	11	10:21.034	9.621	55.497	7	88,221	12
13	239	Joel JOHANSSON	SWE	Energy	Energy Team Sweden	11	10:21.609	10.196	55.498	11	88,219	13
14	297	Jose Pedro FARIA	POR	Intrepid	OZ Racing Team	11	10:22.371	10.958	55.582	10	88,086	14
15	241	Pierre AUVRAY	FRA	FA Kart	DSS Kart	11	10:22.801	11.388	55.517	10	88,189	15
16	207	Ferenc KANSAR	HUN	Birel	Kalman Motorsport	11	10:24.183	12.770	55.487	9	88,237	16
17	231	Christophe ADAMS	FRA	Tonykart	Sport Karting Competition	11	10:24.762	13.349	55.768	6	87,792	17
18	265	Sebastien DUBOIS	FRA	Kosmic	Kart Pro Racing	11	10:25.039	13.626	55.691	11	87,914	18
19	220	Mathias SMITH	DEN	Kosmic	Star Karting	11	10:25.271	13.858	55.684	11	87,925	19
20	290	Ukyo SASAHARA	JPN	DR	VPDR	11	10:26.045	14.632	55.364	11	88,433	20
21	252	Juuso PYKALAINEN	FIN	Tonykart	MPT Racing	11	10:29.269	17.856	55.521	7	88,183	21
22	257	Ebba GRANDIN	SWE	Kosmic	Soda Kart	11	10:29.793	18.380	55.681	10	87,929	22
23	275	Benjamin KARLOG	DEN	Tonykart	RS Competition	11	10:29.936	18.523	55.817	7	87,715	23
24	260	Bas DE LAAT	NED	Exprit	van Galen Racing	11	10:30.122	18.709	55.431	7	88,326	24
25	255	Moritz OBERHEIM	GER	PCR	Matis Motorsport	11	10:31.210	19.797	56.159	11	87,181	25
26	246	Sabedin Berat TURKER	TUR	Formula K	Protrain Racing	11	10:31.980	20.567	56.000	7	87,429	26
27	229	Dzmitry KITAYEU	BLR	Intrepid	Talvar Racing	11	10:33.480	22.067	56.011	7	87,411	27
28	282	Mart SOO	EST	Tonykart	Aix Racing Team	11	10:33.671	22.258	55.991	10	87,443	28
29	283	Marco FORRER	SUI	Mach 1	Kartteam Meier	11	10:34.372	22.959	56.218	11	87,090	29
30	264	Marie BAKKAN	NOR	Birel	Kalman Motorsport	11	10:34.885	23.472	55.837	11	87,684	30
31	276	Sebastian MICHELS	GER	Intrepid	Kartteam Kreutz	11	10:35.764	24.351	56.173	6	87,159	31
32	291	Lars JOOSTEN	GER	Tonykart	Hugo Motorsport	11	10:37.607	26.194	55.582	11	88,086	32
33	233	Manon CHAVAGNE	NED	Topkart	Slangen Karting	4	3:56.213	7 Laps	56.743	3	86,284	33
34	247	Aleksanteri HUOVINEN	FIN	Corsa	Prospeed	4	3:58.417	7 Laps	57.007	4	85,884	34

Not classified

DQ	228	Jack AITKEN	GBR	Formula K	Protrain Racing	11	10:11.995	DQ	55.080	9	88,889	38
DQ	223	Jacob NIELSEN	DEN	Kosmic	Star Karting	11	10:18.436	DQ	55.372	7	88,420	38

Announcements

These results are provisional until the conclusion of any judicial and technical matters

No 233 + No 213 warning board

Started: 36 Classified: 34 Not classified: 2

No. 228 excluded of Heat B-C / reason technical non conformity

No. 223 excluded of Heat B-C / reason technical non conformity

Margin of Victory	Ø km/h	Best Lap Tm	km/h	Best Lap by
0.154	88,084	55.031	88,968	203 - Edward BRAND

Official Timing www.camp-company.de / www.motorsport-events.se

Orbits

Timekeeping Ingrid and Meik Wagner:

Clerk of the course Nigel Edwards:

www.mylaps.com

Steward (Chairman) Olivier Steveny:

Chief Scrutineer Paul Klaassen:

Licensed to: Motorsport Events

Printed: 31.03.2012 14:29:54

posted at:

h



Rotax Euro Challenge 2012 Genk / Belgium

Rotax Seniors

Genk / Belgium 1,360 Km

RACE 6 Qualifying Heat 4 B-C

31.03.2012 11:50

Race (11 Laps) started at 11:53:49

Lap	Time of Day	Lap Tm	S1 Tm	S2 Tm	S3 Tm
(208) Charlie EASTWOOD					
1	11:54:46.675	56.635	23.104	16.677	16.854
2	11:55:42.733	56.058	22.541	16.696	16.821
3	11:56:38.715	55.982	22.372	16.886	16.724
4	11:57:34.412	55.697	22.264	16.779	16.654
5	11:58:29.722	55.310	22.155	16.504	16.651
6	11:59:25.084	55.362	22.248	16.515	16.599
7	12:00:20.347	55.263	22.229	16.486	16.548
8	12:01:15.555	55.208	22.199	16.438	16.571
9	12:02:10.762	55.207	22.206	16.449	16.552
10	12:03:06.120	55.358	22.313	16.462	16.583
11	12:04:01.372	55.252	22.290	16.409	16.553

Lap	Time of Day	Lap Tm	S1 Tm	S2 Tm	S3 Tm
(203) Edward BRAND					
1	11:54:46.918	56.779	23.360	16.722	16.697
2	11:55:42.866	55.948	22.463	16.752	16.733
3	11:56:38.554	55.688	22.382	16.672	16.634
4	11:57:34.209	55.655	22.290	16.771	16.594
5	11:58:29.530	55.321	22.243	16.491	16.587
6	11:59:24.911	55.381	22.313	16.507	16.561
7	12:00:20.257	55.346	22.280	16.479	16.587
8	12:01:15.375	55.118	22.113	16.441	16.564
9	12:02:10.608	55.233	22.226	16.418	16.589
10	12:03:06.495	55.887	22.909	16.530	16.448
11	12:04:01.526	55.031	22.143	16.433	16.455

Lap	Time of Day	Lap Tm	S1 Tm	S2 Tm	S3 Tm
(254) Harrison SCOTT					
1	11:54:48.262	58.225	23.720	17.546	16.959
2	11:55:44.133	55.871	22.465	16.699	16.707
3	11:56:39.627	55.494	22.316	16.571	16.607
4	11:57:35.183	55.556	22.426	16.551	16.579
5	11:58:30.424	55.241	22.193	16.495	16.553
6	11:59:25.627	55.203	22.188	16.478	16.537
7	12:00:20.747	55.120	22.136	16.380	16.604
8	12:01:15.869	55.122	22.088	16.483	16.551
9	12:02:10.993	55.124	22.096	16.465	16.563
10	12:03:06.558	55.565	22.428	16.426	16.711
11	12:04:01.793	55.235	22.265	16.453	16.517

Lap	Time of Day	Lap Tm	S1 Tm	S2 Tm	S3 Tm
(228) Jack AITKEN					
1	11:54:46.385	56.426	22.975	16.695	16.756
2	11:55:42.526	56.141	22.685	16.727	16.729
3	11:56:38.316	55.790	22.473	16.637	16.680
4	11:57:34.690	56.374	22.477	17.268	16.629
5	11:58:29.843	55.153	22.202	16.449	16.502
6	11:59:25.230	55.387	22.359	16.484	16.544
7	12:00:20.811	55.581	22.282	16.460	16.839
8	12:01:16.027	55.216	22.254	16.477	16.485
9	12:02:11.107	55.080	22.133	16.489	16.458
10	12:03:06.715	55.608	22.594	16.485	16.529
11	12:04:01.954	55.239	22.294	16.484	16.461

Lap	Time of Day	Lap Tm	S1 Tm	S2 Tm	S3 Tm
(250) Ludvig MORIN					
1	11:54:47.728	57.543	23.695	16.924	16.924
2	11:55:43.729	56.001	22.433	16.743	16.825
3	11:56:39.538	55.809	22.369	16.661	16.779
4	11:57:35.590	56.052	22.632	16.678	16.742
5	11:58:31.066	55.476	22.172	16.590	16.714
6	11:59:26.613	55.547	22.260	16.585	16.702
7	12:00:22.067	55.454	22.200	16.541	16.713
8	12:01:17.442	55.375	22.145	16.518	16.712
9	12:02:12.927	55.485	22.242	16.543	16.700
10	12:03:08.391	55.464	22.210	16.526	16.728
11	12:04:03.854	55.463	22.186	16.529	16.748

Lap	Time of Day	Lap Tm	S1 Tm	S2 Tm	S3 Tm
(211) Shaun SLAVIN					
1	11:54:48.907	58.462	24.064	16.962	17.436
2	11:55:45.011	56.104	22.583	16.771	16.750
3	11:56:40.628	55.617	22.307	16.554	16.756
4	11:57:36.217	55.589	22.202	16.622	16.765
5	11:58:32.015	55.798	22.525	16.543	16.730
6	11:59:27.797	55.782	22.602	16.530	16.650

Lap	Time of Day	Lap Tm	S1 Tm	S2 Tm	S3 Tm
7	12:00:23.183	55.386	22.205	16.487	16.694
8	12:01:18.556	55.373	22.187	16.499	16.687
9	12:02:13.942	55.386	22.207	16.531	16.648
10	12:03:09.375	55.433	22.249	16.503	16.681
11	12:04:04.687	55.312	22.188	16.472	16.652

Lap	Time of Day	Lap Tm	S1 Tm	S2 Tm	S3 Tm
(238) Alexandre FINKELSTEIN					
1	11:54:47.913	57.645	23.836	16.973	16.836
2	11:55:43.934	56.021	22.523	16.737	16.761
3	11:56:39.957	56.023	22.690	16.614	16.719
4	11:57:36.118	56.161	22.326	16.864	16.971
5	11:58:32.677	56.559	22.889	17.034	16.636
6	11:59:28.504	55.827	22.352	16.794	16.681
7	12:00:23.856	55.352	22.258	16.474	16.620
8	12:01:19.369	55.513	22.457	16.420	16.636
9	12:02:14.616	55.247	22.190	16.514	16.543
10	12:03:10.071	55.455	22.263	16.512	16.680
11	12:04:05.538	55.467	22.288	16.490	16.689

Lap	Time of Day	Lap Tm	S1 Tm	S2 Tm	S3 Tm
(213) Thomas BENISRI					
1	11:54:48.844	58.143	23.983	16.895	17.265
2	11:55:44.808	55.964	22.482	16.703	16.779
3	11:56:40.419	55.611	22.291	16.644	16.676
4	11:57:36.120	55.701	22.236	16.672	16.793
5	11:58:32.162	56.042	22.828	16.579	16.635
6	11:59:28.073	55.911	22.370	16.925	16.616
7	12:00:23.791	55.718	22.250	16.502	16.966
8	12:01:19.592	55.801	22.598	16.575	16.628
9	12:02:14.852	55.260	22.236	16.458	16.566
10	12:03:10.339	55.487	22.202	16.543	16.742
11	12:04:05.731	55.392	22.226	16.507	16.659

Lap	Time of Day	Lap Tm	S1 Tm	S2 Tm	S3 Tm
(224) Aavo TALVAR					
1	11:54:50.336	59.755	24.529	18.057	17.169
2	11:55:47.469	57.133	23.014	17.074	17.045
3	11:56:43.237	55.768	22.562	16.550	16.656
4	11:57:38.794	55.557	22.327	16.579	16.651
5	11:58:34.290	55.496	22.302	16.539	16.655
6	11:59:29.690	55.400	22.290	16.519	16.591
7	12:00:24.874	55.184	22.188	16.463	16.533
8	12:01:20.296	55.422	22.363	16.472	16.587
9	12:02:15.427	55.131	22.210	16.412	16.509
10	12:03:10.769	55.342	22.190	16.539	16.613
11	12:04:06.388	55.619	22.243	16.705	16.671

Lap	Time of Day	Lap Tm	S1 Tm	S2 Tm	S3 Tm
(263) Henry EASTHOPE					
1	11:54:49.718	58.867	24.309	17.558	17.000
2	11:55:45.688	55.970	22.512	16.716	16.742
3	11:56:41.384	55.696	22.349	16.607	16.740
4	11:57:36.858	55.474	22.326	16.496	16.652
5	11:58:32.526	55.668	22.313	16.713	16.642
6	11:59:28.259	55.733	22.298	16.801	16.634
7	12:00:23.668	55.409	22.293	16.438	16.678
8	12:01:19.033	55.365	22.271	16.494	16.600
9	12:02:14.411	55.378	22.233	16.537	16.608
10	12:03:10.455	56.044	22.301	16.773	16.970
11	12:04:06.634	56.179	22.452	17.081	16.646

Lap	Time of Day	Lap Tm	S1 Tm	S2 Tm	S3 Tm
(223) Jacob NIELSEN					
1	11:54:49.655	59.301	23.949	16.987	18.365
2	11:55:46.506	56.851	23.265	16.796	16.790
3	11:56:42.357	55.851	22.390	16.716	16.745
4	11:57:38.079	55.722	22.337	16.633	16.752
5	11:58:33.727	55.648	22.281	16.581	16.786
6	11:59:29.361	55.634	22.393	16.574	16.667
7	12:00:24.733	55.372	22.177	16.570	16.625
8	12:01:20.951	56.218	22.846	16.653	16.719
9	12:02:16.999	56.048	22.552	16.810	16.686
10	12:03:12.579	55.580	22.325	16.545	16.710
11	12:04:08.395	55.816	22.297	16.588	16.931

Lap	Time of Day	Lap Tm	S1 Tm	S2 Tm	S3 Tm
(221) Jesse LAZARE					
1	11:54:49.875	59.088	24.563	17.277	17.248



Rotax Euro Challenge 2012 Genk / Belgium

Rotax Seniors Genk / Belgium 1,360 Km

RACE 6 Qualifying Heat 4 B-C 31.03.2012 11:50

Race (11 Laps) started at 11:53:49

Lap	Time of Day	Lap Tm	S1 Tm	S2 Tm	S3 Tm	Lap	Time of Day	Lap Tm	S1 Tm	S2 Tm	S3 Tm
2	11:55:46.393	56.518	22.842	16.801	16.875	10	12:03:17.168	55.517	22.251	16.516	16.750
3	11:56:42.557	56.164	22.696	16.710	16.758	11	12:04:12.760	55.592	22.275	16.601	16.716
4	11:57:38.268	55.711	22.408	16.594	16.709	(207) Ferenc KANSCAR					
5	11:58:33.894	55.626	22.335	16.584	16.707	1	11:54:51.070	1:00.004	25.188	17.786	17.030
6	11:59:29.569	55.675	22.397	16.579	16.699	2	11:55:51.667	1:00.597	24.643	18.947	17.007
7	12:00:25.154	55.585	22.498	16.541	16.546	3	11:56:48.126	56.459	22.499	16.979	16.981
8	12:01:21.119	55.965	22.357	16.882	16.726	4	11:57:44.623	56.497	22.389	17.255	16.853
9	12:02:16.857	55.738	22.293	16.761	16.684	5	11:58:40.379	55.756	22.439	16.613	16.704
10	12:03:12.735	55.878	22.646	16.558	16.674	6	11:59:35.885	55.506	22.371	16.517	16.618
11	12:04:08.504	55.769	22.345	16.601	16.823	7	12:00:31.400	55.515	22.296	16.551	16.668
(259) Nicolas PICOT						8	12:01:27.277	55.877	22.609	16.617	16.651
1	11:54:51.472	59.905	25.548	17.239	17.118	9	12:02:22.764	55.487	22.356	16.537	16.594
2	11:55:48.454	56.982	23.493	16.784	16.705	10	12:03:18.526	55.762	22.535	16.546	16.681
3	11:56:44.786	56.332	22.790	16.890	16.652	11	12:04:14.142	55.616	22.408	16.522	16.686
4	11:57:40.789	56.003	22.479	16.781	16.743	(231) Christophe ADAMS					
5	11:58:36.402	55.613	22.348	16.618	16.647	1	11:54:51.870	1:00.183	25.548	17.543	17.092
6	11:59:32.015	55.613	22.389	16.553	16.671	2	11:55:49.628	57.758	23.558	17.180	17.020
7	12:00:27.641	55.626	22.408	16.545	16.673	3	11:56:47.054	57.426	23.073	17.465	16.888
8	12:01:23.273	55.632	22.381	16.594	16.657	4	11:57:43.145	56.091	22.578	16.690	16.823
9	12:02:19.005	55.732	22.331	16.635	16.766	5	11:58:39.153	56.008	22.502	16.725	16.781
10	12:03:14.897	55.892	22.518	16.640	16.734	6	11:59:34.921	55.768	22.502	16.625	16.641
11	12:04:10.611	55.714	22.446	16.608	16.660	7	12:00:30.756	55.835	22.476	16.637	16.722
(227) Matija JURKOVIC						8	12:01:26.765	56.009	22.603	16.692	16.714
1	11:54:50.977	59.832	25.190	17.315	17.327	9	12:02:22.625	55.860	22.529	16.614	16.717
2	11:55:48.309	57.332	23.655	16.789	16.888	10	12:03:18.945	56.320	22.897	16.635	16.788
3	11:56:45.410	57.101	23.045	17.254	16.802	11	12:04:14.721	55.776	22.409	16.623	16.744
4	11:57:41.370	55.960	22.473	16.652	16.835	(265) Sebastien DUBOIS					
5	11:58:37.366	55.996	22.529	16.655	16.812	1	11:54:52.122	59.666	25.003	17.519	17.144
6	11:59:32.932	55.566	22.315	16.576	16.675	2	11:55:50.086	57.964	23.642	17.310	17.012
7	12:00:28.429	55.497	22.258	16.566	16.673	3	11:56:47.406	57.320	22.658	17.567	17.095
8	12:01:24.302	55.873	22.632	16.565	16.676	4	11:57:43.473	56.067	22.482	16.778	16.807
9	12:02:19.839	55.537	22.301	16.563	16.673	5	11:58:39.396	55.923	22.470	16.651	16.802
10	12:03:15.427	55.588	22.331	16.601	16.656	6	11:59:35.338	55.942	22.424	16.682	16.836
11	12:04:10.993	55.566	22.282	16.584	16.700	7	12:00:31.199	55.861	22.427	16.642	16.792
(239) Joel JOHANSSON						8	12:01:27.705	56.506	22.977	16.757	16.772
1	11:54:50.770	59.519	24.816	17.485	17.218	9	12:02:23.420	55.715	22.405	16.647	16.663
2	11:55:47.671	56.901	22.816	17.124	16.961	10	12:03:19.307	55.887	22.469	16.679	16.739
3	11:56:44.452	56.781	23.091	16.803	16.887	11	12:04:14.998	55.691	22.339	16.633	16.719
4	11:57:41.363	56.911	22.560	17.181	17.170	(220) Mathias SMITH					
5	11:58:37.659	56.296	22.908	16.631	16.757	1	11:54:52.759	1:00.872	26.434	17.285	17.153
6	11:59:33.298	55.639	22.458	16.473	16.708	2	11:55:50.807	58.048	23.418	17.576	17.034
7	12:00:28.828	55.530	22.340	16.529	16.661	3	11:56:47.930	57.123	22.618	17.168	17.357
8	12:01:24.857	56.029	22.818	16.538	16.673	4	11:57:44.377	56.447	22.809	16.770	16.868
9	12:02:20.491	55.634	22.358	16.555	16.721	5	11:58:40.642	56.265	22.868	16.604	16.793
10	12:03:16.070	55.579	22.364	16.540	16.675	6	11:59:36.564	55.922	22.630	16.560	16.732
11	12:04:11.568	55.498	22.386	16.471	16.641	7	12:00:32.316	55.752	22.456	16.602	16.694
(297) Jose Pedro FARIA						8	12:01:28.046	55.730	22.450	16.562	16.718
1	11:54:50.106	58.889	24.281	17.453	17.155	9	12:02:23.739	55.693	22.404	16.576	16.713
2	11:55:47.736	57.630	23.330	17.085	17.215	10	12:03:19.546	55.807	22.453	16.614	16.740
3	11:56:45.667	57.931	24.182	16.909	16.840	11	12:04:15.230	55.684	22.384	16.561	16.739
4	11:57:41.465	55.798	22.382	16.732	16.684	(290) Ukyo SASAHARA					
5	11:58:37.508	56.043	22.600	16.605	16.838	1	11:54:55.283	1:04.753	29.452	17.848	17.453
6	11:59:33.143	55.635	22.393	16.569	16.673	2	11:55:52.545	57.262	23.583	16.879	16.800
7	12:00:28.733	55.590	22.252	16.592	16.746	3	11:56:49.228	56.683	22.779	17.019	16.885
8	12:01:25.383	56.650	23.218	16.755	16.677	4	11:57:46.166	56.938	22.991	16.680	17.267
9	12:02:21.091	55.708	22.272	16.688	16.748	5	11:58:42.657	56.491	23.142	16.635	16.714
10	12:03:16.673	55.582	22.296	16.572	16.714	6	11:59:38.483	55.826	22.344	16.559	16.923
11	12:04:12.330	55.657	22.387	16.574	16.696	7	12:00:34.002	55.519	22.346	16.513	16.660
(241) Pierre AUVRAY						8	12:01:29.628	55.626	22.381	16.581	16.664
1	11:54:50.835	59.791	24.718	17.532	17.541	9	12:02:25.109	55.481	22.313	16.549	16.619
2	11:55:47.971	57.136	23.026	16.948	17.162	10	12:03:20.640	55.531	22.382	16.502	16.647
3	11:56:45.164	57.193	23.209	17.134	16.850	11	12:04:16.004	55.364	22.259	16.484	16.621
4	11:57:41.157	55.993	22.493	16.670	16.830	(252) Juuso PYKALAINEN					
5	11:58:36.824	55.667	22.326	16.637	16.704	1	11:54:52.559	1:00.793	26.073	17.489	17.231
6	11:59:32.532	55.708	22.249	16.598	16.861	2	11:55:50.414	57.855	23.340	17.279	17.236
7	12:00:28.209	55.677	22.389	16.594	16.694	3	11:56:48.485	58.071	22.809	17.194	18.068
8	12:01:25.871	57.662	23.810	17.054	16.798	4	11:57:46.090	57.605	23.069	16.809	17.727
9	12:02:21.651	55.780	22.371	16.703	16.706						

Timekeeping Ingrid and Meik Wagner: Clerk of the course Nigel Edwards:

Steward (Chairman) Olivier Steveny: Chief Scrutineer Paul Klaassen: www.mylaps.com

Printed: 31.03.2012 12:08:38 posted at: h Licensed to: Motorsport Events Page 2/2



Rotax Euro Challenge 2012 Genk / Belgium

Rotax Seniors

Genk / Belgium 1,360 Km

RACE 6 Qualifying Heat 4 B-C

31.03.2012 11:50

Race (11 Laps) started at 11:53:49

Lap	Time of Day	Lap Tm	S1 Tm	S2 Tm	S3 Tm	Lap	Time of Day	Lap Tm	S1 Tm	S2 Tm	S3 Tm
(257) Ebba GRANDIN						(229) Dzmitry KITAYEU					
1	11:54:57.470	1:06.856	32.065	17.053	17.738	1	11:54:54.447	1:02.144	26.765	17.640	17.739
2	11:55:53.834	56.364	22.620	16.815	16.929	2	11:55:52.184	57.737	23.286	17.464	16.987
3	11:56:50.318	56.484	22.941	16.755	16.788	3	11:56:49.478	57.294	22.907	17.046	17.341
4	11:57:46.457	56.139	22.562	16.846	16.731	4	11:57:46.849	57.371	23.393	17.082	16.896
5	11:58:44.619	58.162	24.619	16.824	16.719	5	11:58:45.038	58.189	24.458	16.874	16.857
6	11:59:40.320	55.701	22.358	16.616	16.727	6	11:59:41.141	56.103	22.590	16.733	16.780
7	12:00:36.228	55.908	22.512	16.704	16.692	7	12:00:37.152	56.011	22.416	16.799	16.796
8	12:01:32.197	55.969	22.222	17.038	16.709	8	12:01:34.758	57.606	22.866	17.396	17.344
9	12:02:28.139	55.942	22.587	16.692	16.663	9	12:02:31.043	56.285	22.693	16.757	16.835
10	12:03:23.820	55.681	22.355	16.656	16.670	10	12:03:27.286	56.243	22.597	16.816	16.830
11	12:04:19.752	55.932	22.299	16.882	16.751	11	12:04:23.439	56.153	22.633	16.706	16.814
(275) Benjamin KARLOG						(282) Mart SOO					
1	11:54:52.995	1:00.742	26.233	17.402	17.107	1	11:55:00.514	1:08.504	33.371	17.893	17.240
2	11:55:51.458	58.463	23.382	18.087	16.994	2	11:55:57.093	56.579	22.864	16.904	16.811
3	11:56:48.497	57.039	22.546	17.256	17.237	3	11:56:53.302	56.209	22.603	16.793	16.813
4	11:57:46.050	57.553	22.919	16.758	17.876	4	11:57:49.331	56.029	22.522	16.760	16.747
5	11:58:43.594	57.544	23.929	16.774	16.841	5	11:58:46.471	57.140	23.578	16.787	16.775
6	11:59:39.591	55.997	22.501	16.683	16.813	6	11:59:42.491	56.020	22.545	16.680	16.795
7	12:00:35.408	55.817	22.394	16.692	16.731	7	12:00:38.575	56.084	22.531	16.779	16.774
8	12:01:31.471	56.063	22.337	16.945	16.781	8	12:01:34.918	56.343	22.532	16.733	16.778
9	12:02:27.403	55.932	22.389	16.725	16.818	9	12:02:31.467	56.549	22.964	16.824	16.816
10	12:03:23.326	55.923	22.432	16.685	16.806	10	12:03:27.458	55.991	22.536	16.623	16.832
11	12:04:19.895	56.569	22.425	17.396	16.748	11	12:04:23.630	56.172	22.639	16.702	16.831
(260) Bas DE LAAT						(283) Marco FORRER					
1	11:54:55.490	1:04.827	29.191	18.225	17.411	1	11:54:54.366	1:01.680	26.579	17.562	17.539
2	11:55:53.733	58.243	23.701	17.433	17.109	2	11:55:52.075	57.709	23.503	17.151	17.055
3	11:56:49.941	56.208	22.685	16.736	16.787	3	11:56:48.894	56.819	22.883	16.835	17.101
4	11:57:46.245	56.304	22.771	16.578	16.955	4	11:57:45.998	57.104	22.876	16.760	17.468
5	11:58:45.954	59.709	26.201	16.754	16.754	5	11:58:43.529	57.531	23.764	16.797	16.970
6	11:59:41.833	55.879	22.620	16.587	16.672	6	11:59:40.053	56.524	22.824	16.747	16.953
7	12:00:37.264	55.431	22.312	16.523	16.596	7	12:00:36.678	56.625	23.032	16.686	16.907
8	12:01:33.177	55.913	22.555	16.695	16.663	8	12:01:34.867	58.189	22.762	17.969	17.458
9	12:02:28.849	55.672	22.461	16.590	16.621	9	12:02:31.783	56.916	23.122	16.894	16.900
10	12:03:24.531	55.682	22.314	16.780	16.588	10	12:03:28.113	56.330	22.697	16.673	16.960
11	12:04:20.081	55.550	22.309	16.592	16.649	11	12:04:24.331	56.218	22.609	16.651	16.958
(255) Moritz OBERHEIM						(264) Marie BAKKAN					
1	11:54:51.708	1:00.267	25.585	17.475	17.207	1	11:54:55.957	1:03.411	27.349	18.588	17.474
2	11:55:49.431	57.723	23.436	17.327	16.960	2	11:55:53.782	57.825	23.214	17.322	17.289
3	11:56:47.559	58.128	23.729	17.162	17.237	3	11:56:51.548	57.766	23.273	17.195	17.298
4	11:57:45.313	57.754	22.728	17.653	17.373	4	11:57:48.655	57.107	22.885	17.175	17.047
5	11:58:42.021	56.708	22.823	16.870	17.015	5	11:58:45.624	56.969	23.211	16.824	16.934
6	11:59:38.566	56.545	22.697	16.747	17.101	6	11:59:42.283	56.659	23.080	16.773	16.806
7	12:00:34.911	56.345	22.608	16.694	17.043	7	12:00:38.447	56.164	22.527	16.798	16.839
8	12:01:31.734	56.823	22.700	17.261	16.862	8	12:01:35.097	56.650	22.949	16.786	16.915
9	12:02:28.529	56.795	23.147	16.886	16.762	9	12:02:32.904	57.807	22.996	17.657	17.154
10	12:03:25.010	56.481	22.551	17.125	16.805	10	12:03:29.007	56.103	22.522	16.724	16.857
11	12:04:21.169	56.159	22.613	16.798	16.748	11	12:04:24.844	55.837	22.370	16.676	16.791
(246) Sabedin Berat TURKER						(276) Sebastian MICHELS					
1	11:54:52.529	1:00.886	25.928	17.518	17.440	1	11:54:57.804	1:05.258	25.981	20.864	18.413
2	11:55:50.901	58.372	23.435	17.413	17.524	2	11:55:55.557	57.753	23.400	17.226	17.127
3	11:56:48.363	57.462	22.794	17.005	17.663	3	11:56:52.430	56.873	23.026	16.891	16.956
4	11:57:46.214	57.851	22.687	16.868	18.296	4	11:57:48.942	56.512	22.746	16.859	16.907
5	11:58:44.263	58.049	24.265	16.926	16.858	5	11:58:47.006	58.064	24.106	17.008	16.950
6	11:59:40.949	56.686	23.176	16.677	16.833	6	11:59:43.179	56.173	22.693	16.688	16.792
7	12:00:36.949	56.000	22.470	16.742	16.788	7	12:00:39.578	56.399	22.733	16.748	16.917
8	12:01:33.033	56.084	22.385	16.856	16.843	8	12:01:35.989	56.411	22.769	16.765	16.878
9	12:02:29.600	56.567	22.929	16.860	16.778	9	12:02:33.201	57.212	22.672	17.081	17.459
10	12:03:25.841	56.241	22.543	16.872	16.826	10	12:03:29.467	56.266	22.676	16.744	16.846
11	12:04:21.939	56.098	22.526	16.719	16.853	11	12:04:25.723	56.256	22.647	16.778	16.831
(249) Lars JOOSTEN						(291) Lars JOOSTEN					
1	11:54:51.311					1	11:54:51.311	59.323	24.562	17.578	17.183
2	11:56:04.289					2	11:56:04.289	1:12.978	38.164	17.724	17.090
3	11:57:00.866					3	11:57:00.866	56.577	22.692	16.898	16.987
4	11:57:56.842					4	11:57:56.842	55.976	22.425	16.755	16.796
5	11:58:52.969					5	11:58:52.969	56.127	22.688	16.642	16.797
6	11:59:48.868					6	11:59:48.868	55.899	22.471	16.654	16.774
7	12:00:44.673					7	12:00:44.673	55.805	22.433	16.626	16.746



Rotax Euro Challenge 2012 Genk / Belgium

Rotax Seniors

Genk / Belgium 1,360 Km

RACE 6 Qualifying Heat 4 B-C

31.03.2012 11:50

Race (11 Laps) started at 11:53:49

Lap	Time of Day	Lap Tm	S1 Tm	S2 Tm	S3 Tm	Lap	Time of Day	Lap Tm	S1 Tm	S2 Tm	S3 Tm
8	12:01:40.584	55.911	22.485	16.669	16.757						
9	12:02:36.290	55.706	22.379	16.601	16.726						
10	12:03:31.984	55.694	22.396	16.564	16.734						
11	12:04:27.566	55.582	22.366	16.515	16.701						

(233) Manon CHAVAGNE

1	11:54:54.980	1:02.582	26.565	18.679	17.338
2	11:55:52.337	57.357	23.311	17.061	16.985
3	11:56:49.080	56.743	22.923	16.994	16.826
4	11:57:46.172	57.092	22.976	16.704	17.412

(247) Aleksanteri HUOVINEN

1	11:54:55.158	1:02.445	27.062	17.983	17.400
2	11:55:53.627	58.469	23.795	17.372	17.302
3	11:56:51.369	57.742	23.347	17.198	17.197
4	11:57:48.376	57.007	23.034	17.008	16.965



Rotax Euro Challenge 2012 Genk / Belgium

Rotax Seniors

Genk / Belgium 1,360 Km

RACE 8 Qualifying Heat 5 D-E

31.03.2012 13:00

Race (11 Laps) started at 13:03:01

Pos	No.	Name	Nat.	Chassis	Race Team	Laps	Total Tm	Diff	Best Tm	In Lap	km/h	Points
1	234	Ash HAND	GBR	Tonykart	Strawberry Racing	11	10:14.899		55.231	8	88,646	0
2	278	Barrie PULLINGER	GBR	Alonso	Dan Holland Racing	11	10:15.732	0.833	55.245	9	88,623	2
3	296	Josh HART	NZL	Birel	Kalman Motorsport	11	10:16.205	1.306	55.200	9	88,696	3
4	210	Antoine BARTHON	FRA	Alonso	Dan Holland Racing	11	10:16.387	1.488	55.283	10	88,562	4
5	294	Makino TADASUKE	JPN	Birel	Kalman Motorsport	11	10:16.620	1.721	55.179	9	88,729	5
6	236	Andy KING	GBR	Tonykart	Strawberry Racing	11	10:16.871	1.972	55.070	10	88,905	6
7	217	Glen VAN DROOGENBROEC	BEL	Tonykart	Bouvin Power	11	10:17.001	2.102	55.191	8	88,710	7
8	300	Joel AFFOLTER	NED	Gillard	PDB Racing Team	11	10:17.243	2.344	55.308	9	88,522	8
9	212	Jiri FORMAN	CZE	MS Kart	MS Kart Racing Team	11	10:18.321	3.422	55.466	9	88,270	9
10	272	Jules COUSIN	FRA	FA Kart	DSS Kart	11	10:18.981	4.082	55.385	8	88,399	10
11	214	Michael COOL	BEL	Tonykart	Bouvin Power	11	10:19.061	4.162	55.399	9	88,377	11
12	230	Charlie TURNER	GBR	CRG	Coles Racing	11	10:19.809	4.910	55.505	11	88,208	12
13	244	Eva BENES	FRA	Kosmic	PKS	11	10:21.860	6.961	55.615	9	88,034	13
14	240	Petr BEZEL	CZE	MS Kart	MS Kart Racing Team	11	10:24.748	9.849	55.563	5	88,116	14
15	253	Guillaume PLASSIER	FRA	Alonso	RM Concept	11	10:26.007	11.108	55.450	7	88,296	15
16	237	Sten Dorian PIIRIMAGI	EST	Tonykart	Aix Racing Team	11	10:26.783	11.884	55.935	11	87,530	16
17	262	Alex ENGBLOM	SWE	Tonykart	Soda Kart	11	10:27.645	12.746	55.721	6	87,866	17
18	292	Adam STIRLING	GBR	Intrepid	Team TKP	11	10:27.775	12.876	55.972	5	87,472	18
19	270	Santeri VARIS	FIN	Tonykart	JTL Racing	11	10:28.146	13.247	55.819	8	87,712	19
20	219	Andreas BACKMAN	SWE	Tonykart	Strawberry Racing	11	10:29.303	14.404	55.784	8	87,767	20
21	261	Stephane KOX	NED	Formula K	Formula K Europe	11	10:29.564	14.665	55.661	9	87,961	21
22	286	Lukasz BARTOSZUK	POL	Praga	Uniq Racing	11	10:29.863	14.964	55.615	9	88,034	22
23	243	Glenn VAN PARIJS	BEL	Zanardi	Raw Racing Team	11	10:31.639	16.740	55.829	6	87,696	23
24	273	Jonas FORS	SWE	Tonykart	Soda Kart	11	10:31.951	17.052	55.898	8	87,588	24
25	256	Jannie JOHANSEN	DEN	Tonykart	RS Competition	11	10:32.035	17.136	55.774	8	87,783	25
26	266	Petr FULIN	CZE	MS Kart	MS Kart Racing Team	11	10:32.407	17.508	55.839	6	87,681	26
27	284	Oliver MYERS	GBR	Tonykart	Coles Racing	11	10:33.017	18.118	55.566	6	88,111	27
28	280	Brandon NILSSON	SWE	Expriit	Brandon Racing	11	10:33.120	18.221	56.006	8	87,419	28
29	289	Carlos PINTO	POR	Intrepid	OZ Racing Team	11	10:33.384	18.485	55.851	8	87,662	29
30	249	Kim Rino WEIRE	NOR	Maddox	TBA	11	10:33.966	19.067	56.197	8	87,122	30
31	226	Erik STILLMAN	SWE	Sodikart	Wallberg Motorsport	11	10:34.029	19.130	55.829	6	87,696	31
32	288	Cecile MARTINI	FRA	Sodikart	Martini Racing Kart	11	10:34.402	19.503	56.254	7	87,034	32
33	242	Miroslav KOVAR	CZE	MS Kart	MS Kart Racing Team	11	10:34.571	19.672	56.307	6	86,952	33
34	298	David RYCHTAR	CZE	Birel	Gregor Racing	11	10:37.219	22.320	56.404	8	86,802	34
35	225	Jeremie LESOUDIER	FRA	Tonykart	PKS	11	10:50.144	35.245	55.587	6	88,078	35

Announcements

These results are provisional until the conclusion of any judicial and technical matters

No 226 warning board

Started: 35 Classified: 35 Not classified: 0

Margin of Victory	Ø km/h	Best Lap Tm	km/h	Best Lap by
0.833	87,585	55.070	88,905	236 - Andy KING

Official Timing www.camp-company.de / www.motorsport-events.se

Orbits

Timekeeping Ingrid and Meik Wagner:

Clerk of the course Nigel Edwards:

www.mylaps.com

Steward (Chairman) Olivier Steveny:

Chief Scrutineer Paul Klaassen:

Licensed to: Motorsport Events

Printed: 31.03.2012 13:18:07

posted at: h



Rotax Euro Challenge 2012 Genk / Belgium

Rotax Seniors

Genk / Belgium 1,360 Km

RACE 8 Qualifying Heat 5 D-E

31.03.2012 13:00

Race (11 Laps) started at 13:03:01

Lap	Time of Day	Lap Tm	S1 Tm	S2 Tm	S3 Tm	Lap	Time of Day	Lap Tm	S1 Tm	S2 Tm	S3 Tm												
(234) Ash HAND						(217) Glen VAN DROOGENBROECK																	
1	13:03:59.205	57.373	23.510	16.989	16.874	7	13:09:36.597	55.333	22.207	16.528	16.598												
2	13:04:55.784	56.579	22.847	16.863	16.869	8	13:10:31.841	55.244	22.168	16.485	16.591												
3	13:05:52.054	56.270	22.577	17.002	17.002	9	13:11:27.092	55.251	22.197	16.450	16.604												
4	13:06:48.488	56.434	22.824	16.976	16.634	10	13:12:22.162	55.070	22.072	16.414	16.584												
5	13:07:44.350	55.862	22.347	16.571	16.944	11	13:13:18.703	56.541	22.192	16.659	17.690												
6	13:08:39.720	55.370	22.203	16.548	16.619	(212) Jiri FORMAN																	
7	13:09:35.239	55.519	22.477	16.496	16.546	1	13:04:01.356	58.840	24.603	17.382	16.855												
8	13:10:30.470	55.231	22.198	16.445	16.588	2	13:04:57.319	56.263	22.638	16.713	16.912												
9	13:11:25.798	55.328	22.149	16.519	16.660	3	13:05:54.634	57.044	23.236	16.986	16.822												
10	13:12:21.034	55.236	22.241	16.406	16.589	4	13:06:50.832	56.198	22.831	16.661	16.706												
11	13:13:16.731	55.697	22.501	16.551	16.645	5	13:07:46.464	55.632	22.358	16.590	16.684												
(278) Barrie PULLINGER						6	13:08:42.811	55.701	22.343	16.742	16.616												
1	13:04:00.122	58.265	24.429	16.921	16.915	7	13:09:38.534	55.965	22.341	16.858	16.766												
2	13:04:56.492	56.370	22.571	16.762	17.037	8	13:10:33.919	55.385	22.264	16.461	16.660												
3	13:05:52.158	55.666	22.280	16.602	16.784	9	13:11:29.311	55.392	22.238	16.484	16.670												
4	13:06:48.352	56.194	22.784	16.746	16.664	10	13:12:24.881	55.570	22.303	16.604	16.663												
5	13:07:44.229	55.877	22.636	16.511	16.730	11	13:13:20.813	55.932	22.305	16.660	16.967												
6	13:08:39.508	55.279	22.174	16.496	16.609	(236) Andy KING																	
7	13:09:34.945	55.437	22.349	16.500	16.588	1	13:04:02.252	59.779	24.987	17.672	17.120												
8	13:10:30.251	55.306	22.266	16.417	16.623	2	13:04:58.196	55.944	22.448	16.702	16.794												
9	13:11:25.496	55.245	22.215	16.434	16.596	3	13:05:54.244	56.048	22.407	16.747	16.894												
10	13:12:20.826	55.330	22.270	16.434	16.626	4	13:06:50.120	55.876	22.586	16.625	16.665												
11	13:13:17.564	56.738	22.922	16.933	16.883	5	13:07:45.921	55.801	22.207	16.713	16.881												
(296) Josh HART						6	13:08:41.264	55.343	22.208	16.485	16.650												
1	13:04:00.333	58.159	24.414	16.929	16.816	(214) Michael COOL																	
2	13:04:56.796	56.463	22.573	16.666	17.224	1	13:04:01.947	59.242	24.620	17.588	17.034												
3	13:05:52.447	55.651	22.293	16.574	16.784	2	13:04:58.047	56.100	22.562	16.734	16.804												
4	13:06:48.912	56.465	22.631	17.010	16.824	3	13:05:54.404	56.357	22.479	17.100	16.778												
5	13:07:44.474	55.562	22.298	16.473	16.791	4	13:06:51.442	57.038	23.354	17.005	16.679												
6	13:08:39.964	55.490	22.286	16.477	16.727	5	13:07:47.110	55.668	22.358	16.579	16.731												
7	13:09:35.449	55.485	22.465	16.459	16.561	6	13:08:42.569	56.105	22.506	17.009	16.590												
8	13:10:30.687	55.238	22.142	16.451	16.645	7	13:09:38.534	55.965	22.341	16.858	16.766												
9	13:11:25.887	55.200	22.212	16.414	16.574	8	13:10:33.919	55.385	22.264	16.461	16.660												
10	13:12:21.327	55.440	22.320	16.484	16.636	9	13:11:29.311	55.392	22.238	16.484	16.670												
11	13:13:18.037	56.710	22.462	17.034	17.214	10	13:12:24.881	55.570	22.303	16.604	16.663												
(210) Antoine BARTHON						11	13:13:20.813	55.932	22.305	16.660	16.967												
1	13:03:59.764	57.688	23.633	16.900	17.155	(272) Jules COUSIN																	
2	13:04:56.188	56.424	22.693	16.831	16.900	1	13:04:01.356	58.840	24.603	17.382	16.855												
3	13:05:51.993	55.805	22.367	16.681	16.757	2	13:04:57.319	56.263	22.638	16.713	16.912												
4	13:06:47.842	55.849	22.324	16.704	16.821	3	13:05:54.165	56.846	22.428	16.963	17.455												
5	13:07:43.654	55.812	22.364	16.658	16.790	4	13:06:50.462	56.297	22.798	16.748	16.751												
6	13:08:39.414	55.760	22.383	16.635	16.742	5	13:07:46.286	55.824	22.395	16.587	16.842												
7	13:09:35.887	56.473	23.210	16.633	16.630	6	13:08:42.408	56.122	22.499	16.944	16.679												
8	13:10:31.305	55.418	22.254	16.528	16.636	7	13:09:37.924	55.516	22.320	16.515	16.681												
9	13:11:26.683	55.378	22.197	16.514	16.667	8	13:10:33.431	55.507	22.337	16.515	16.655												
10	13:12:21.966	55.283	22.137	16.535	16.611	9	13:11:28.897	55.466	22.308	16.515	16.643												
11	13:13:18.219	56.253	22.210	16.750	17.293	10	13:12:24.428	55.531	22.343	16.519	16.669												
(294) Makino TADASUKE						11	13:13:20.153	55.725	22.509	16.545	16.671												
1	13:04:01.547	59.457	24.886	17.393	17.178	(234) Ash HAND																	
2	13:04:57.765	56.218	22.619	16.715	16.884	1	13:03:59.205	57.373	23.510	16.989	16.874												
3	13:05:54.072	56.307	22.547	16.641	17.119	2	13:04:55.784	56.579	22.847	16.863	16.869												
4	13:06:49.781	55.709	22.326	16.604	16.779	3	13:05:52.054	56.270	22.577	17.002	17.002												
5	13:07:46.011	56.230	22.330	16.788	17.112	4	13:06:48.488	56.434	22.824	16.976	16.634												
6	13:08:41.585	55.574	22.400	16.511	16.663	5	13:07:44.350	55.862	22.347	16.571	16.944												
7	13:09:36.998	55.413	22.215	16.557	16.641	6	13:08:39.720	55.370	22.203	16.548	16.619												
8	13:10:32.387	55.389	22.254	16.507	16.628	7	13:09:35.239	55.519	22.477	16.496	16.546												
9	13:11:27.566	55.179	22.191	16.405	16.583	8	13:10:30.470	55.231	22.198	16.445	16.588												
10	13:12:22.807	55.241	22.190	16.418	16.633	9	13:11:25.798	55.328	22.149	16.519	16.660												
11	13:13:18.452	55.645	22.207	16.502	16.936	10	13:12:21.034	55.236	22.241	16.406	16.589												
(236) Andy KING						11	13:13:16.731	55.697	22.501	16.551	16.645												
1	13:04:02.252	59.779	24.987	17.672	17.120	(230) Charlie TURNER																	
2	13:04:58.196	55.944	22.448	16.702	16.794	1	13:04:02.631	1:00.326	25.087	17.671	17.568												
3	13:05:54.244	56.048	22.407	16.747	16.894	Official Timing www.camp-company.de / www.motorsport-events.se																	
4	13:06:50.120	55.876	22.586	16.625	16.665	Orbits																	
5	13:07:45.921	55.801	22.207	16.713	16.881	Timekeeping Ingrid and Meik Wagner:																	
6	13:08:41.264	55.343	22.208	16.485	16.650	Clerk of the course Nigel Edwards:																	
Steward (Chairman) Olivier Steveny:												Chief Scrutineer Paul Klaassen:											
Printed: 31.03.2012 13:19:10												posted at: h											
www.mylaps.com												Licensed to: Motorsport Events											
Page 1												Page 4											



Rotax Euro Challenge 2012 Genk / Belgium

Rotax Seniors

Genk / Belgium 1,360 Km

RACE 8 Qualifying Heat 5 D-E

31.03.2012 13:00

Race (11 Laps) started at 13:03:01

Lap	Time of Day	Lap Tm	S1 Tm	S2 Tm	S3 Tm	Lap	Time of Day	Lap Tm	S1 Tm	S2 Tm	S3 Tm
2	13:04:59.082	56.451	22.763	16.799	16.889	10	13:12:33.511	56.710	22.883	17.018	16.809
3	13:05:55.132	56.050	22.587	16.670	16.793	11	13:13:29.477	55.966	22.493	16.674	16.799
4	13:06:51.872	56.740	22.724	17.073	16.943						
5	13:07:48.187	56.315	22.942	16.665	16.708						
6	13:08:43.868	55.681	22.433	16.563	16.685	(292) Adam STIRLING					
7	13:09:39.454	55.586	22.370	16.551	16.665	1	13:04:03.171	1:00.184	25.241	17.941	17.002
8	13:10:35.000	55.546	22.335	16.505	16.706	2	13:05:00.263	57.092	23.018	17.034	17.040
9	13:11:30.547	55.547	22.305	16.558	16.684	3	13:05:56.546	56.283	22.685	16.721	16.877
10	13:12:26.136	55.589	22.465	16.508	16.616	4	13:06:53.757	57.211	23.256	16.833	17.122
11	13:13:21.641	55.505	22.284	16.546	16.675	5	13:07:49.729	55.972	22.603	16.630	16.739
						6	13:08:46.204	56.475	22.955	16.710	16.810
(244) Eva BENES						7	13:09:42.393	56.189	22.610	16.717	16.862
1	13:04:02.849	1:00.507	25.550	17.561	17.396	8	13:10:38.604	56.211	22.760	16.672	16.779
2	13:05:00.182	57.333	23.271	17.146	16.916	9	13:11:35.576	56.972	22.634	16.874	17.464
3	13:05:56.670	56.488	22.908	16.737	16.843	10	13:12:32.912	57.336	22.854	17.665	16.817
4	13:06:52.677	56.007	22.612	16.665	16.730	11	13:13:29.607	56.695	23.277	16.706	16.712
5	13:07:48.989	56.312	22.297	16.673	17.342						
6	13:08:44.670	55.681	22.400	16.571	16.710	(270) Santeri VARIS					
7	13:09:40.954	56.284	23.006	16.640	16.638	1	13:04:04.757	1:01.035	25.204	17.985	17.846
8	13:10:36.602	55.648	22.458	16.557	16.633	2	13:05:02.344	57.587	22.640	17.335	17.612
9	13:11:32.217	55.615	22.306	16.595	16.714	3	13:05:59.414	57.070	23.150	16.860	17.060
10	13:12:27.950	55.733	22.433	16.592	16.708	4	13:06:55.724	56.310	22.503	16.770	17.037
11	13:13:23.692	55.742	22.349	16.620	16.773	5	13:07:51.983	56.259	22.517	16.829	16.913
(240) Petr BEZEL						6	13:08:47.987	56.004	22.401	16.731	16.872
1	13:04:05.103	1:01.037	25.185	18.430	17.422	7	13:09:43.819	55.832	22.382	16.670	16.780
2	13:05:02.143	57.040	22.995	16.911	17.134	8	13:10:39.638	55.819	22.335	16.583	16.901
3	13:05:58.502	56.359	22.843	16.668	16.848	9	13:11:36.018	56.380	22.413	16.639	17.328
4	13:06:54.427	55.925	22.515	16.624	16.786	10	13:12:34.087	58.069	23.315	17.538	17.216
5	13:07:49.990	55.563	22.253	16.594	16.716	11	13:13:29.978	55.891	22.457	16.631	16.803
6	13:08:45.701	55.711	22.408	16.522	16.781	(219) Andreas BACKMAN					
7	13:09:41.270	55.569	22.310	16.531	16.728	1	13:04:03.068	1:00.162	25.367	17.581	17.214
8	13:10:37.509	56.239	22.736	16.562	16.941	2	13:05:01.876	58.808	23.419	18.056	17.333
9	13:11:35.047	57.538	22.868	17.108	17.562	3	13:05:59.520	57.644	23.412	16.872	17.360
10	13:12:30.810	55.763	22.451	16.553	16.759	4	13:06:56.211	56.691	23.078	16.800	16.813
11	13:13:26.580	55.770	22.386	16.555	16.829	5	13:07:52.547	56.336	22.489	17.042	16.805
(253) Guillaume PLASSIER						6	13:08:48.740	56.193	22.544	16.648	17.001
1	13:04:04.921	1:01.915	25.848	17.894	18.173	7	13:09:44.620	55.880	22.452	16.636	16.792
2	13:05:03.300	58.379	23.614	17.403	17.362	8	13:10:40.404	55.784	22.415	16.584	16.785
3	13:05:59.665	56.365	22.577	16.858	16.930	9	13:11:36.241	55.837	22.408	16.613	16.816
4	13:06:55.663	55.998	22.545	16.701	16.752	10	13:12:34.298	58.057	23.156	17.365	17.536
5	13:07:52.966	57.303	22.462	17.931	16.910	11	13:13:31.135	56.837	22.973	16.950	16.914
6	13:08:48.667	55.701	22.294	16.649	16.758	(261) Stephane KOX					
7	13:09:44.117	55.450	22.265	16.542	16.643	1	13:04:05.247	1:01.924	26.228	18.445	17.251
8	13:10:39.573	55.456	22.263	16.492	16.701	2	13:05:03.721	58.474	23.705	17.361	17.408
9	13:11:35.661	56.088	22.238	16.588	17.262	3	13:06:00.915	57.194	22.843	17.345	17.006
10	13:12:32.073	56.412	22.734	17.030	16.648	4	13:06:57.825	56.910	22.556	17.278	17.076
11	13:13:27.839	55.766	22.344	16.556	16.866	5	13:07:53.856	56.031	22.685	16.636	16.710
(237) Sten Dorian PIIRIMAGI						6	13:08:49.574	55.718	22.416	16.602	16.700
1	13:04:02.957	1:00.536	25.151	17.757	17.628	7	13:09:45.324	55.750	22.377	16.625	16.748
2	13:04:59.332	56.375	22.699	16.766	16.910	8	13:10:41.348	56.024	22.411	16.831	16.782
3	13:05:55.425	56.093	22.566	16.686	16.841	9	13:11:37.009	55.661	22.382	16.563	16.716
4	13:06:52.061	56.636	22.513	17.193	16.930	10	13:12:34.320	57.311	22.855	17.043	17.413
5	13:07:48.473	56.412	22.558	16.967	16.887	11	13:13:31.396	57.076	22.880	17.213	16.983
6	13:08:44.569	56.096	22.416	16.666	17.014	(286) Lukasz BARTOSZUK					
7	13:09:40.716	56.147	22.588	16.728	16.831	1	13:04:04.951	1:02.202	26.047	18.515	17.640
8	13:10:37.839	57.123	23.600	16.785	16.738	2	13:05:02.052	57.101	22.713	17.219	17.169
9	13:11:36.025	58.186	22.658	17.782	17.746	3	13:06:00.681	58.629	23.696	18.057	16.876
10	13:12:32.680	56.655	22.909	16.922	16.824	4	13:06:56.946	56.265	22.629	16.908	16.728
11	13:13:28.615	55.935	22.441	16.676	16.818	5	13:07:53.236	56.290	22.356	16.850	17.084
(262) Alex ENGBLOM						6	13:08:48.984	55.748	22.383	16.627	16.738
1	13:04:05.682	1:02.120	26.284	18.657	17.179	7	13:09:46.630	57.646	23.757	17.056	16.833
2	13:05:03.637	57.955	22.943	17.598	17.414	8	13:10:42.576	55.946	22.471	16.603	16.872
3	13:06:01.115	57.478	23.564	16.970	16.944	9	13:11:38.191	55.615	22.311	16.628	16.676
4	13:06:57.593	56.478	22.549	16.992	16.937	10	13:12:35.635	57.444	22.243	16.978	18.223
5	13:07:53.410	55.817	22.373	16.671	16.773	11	13:13:31.695	56.060	22.723	16.645	16.692
6	13:08:49.131	55.721	22.380	16.654	16.687	(243) Glenn VAN PARIJS					
7	13:09:45.194	56.063	22.556	16.701	16.806	1	13:04:05.834	1:02.415	26.244	18.913	17.258
8	13:10:41.031	55.837	22.349	16.750	16.738	2	13:05:03.617	57.783	22.967	17.256	17.560
9	13:11:36.801	55.770	22.412	16.586	16.772	3	13:06:01.611	57.994	23.554	17.238	17.202
						4	13:06:58.456	56.845	23.153	16.851	16.841



Rotax Euro Challenge 2012 Genk / Belgium

Rotax Seniors

Genk / Belgium 1,360 Km

RACE 8 Qualifying Heat 5 D-E

31.03.2012 13:00

Race (11 Laps) started at 13:03:01

Lap	Time of Day	Lap Tm	S1 Tm	S2 Tm	S3 Tm	Lap	Time of Day	Lap Tm	S1 Tm	S2 Tm	S3 Tm
5	13:07:55.136	56.680	22.783	16.988	16.909	(289) Carlos PINTO					
6	13:08:50.965	55.829	22.476	16.607	16.746	1	13:04:06.948	1:02.630	26.260	18.706	17.664
7	13:09:46.897	55.932	22.596	16.677	16.659	2	13:05:04.481	57.533	22.981	17.054	17.498
8	13:10:42.962	56.065	22.460	16.571	17.034	3	13:06:02.308	57.827	23.394	17.266	17.167
9	13:11:39.991	57.029	23.130	17.095	16.804	4	13:06:59.708	57.400	22.825	17.683	16.892
10	13:12:36.936	56.945	22.780	17.345	16.820	5	13:07:55.831	56.123	22.522	16.708	16.893
11	13:13:33.471	56.535	22.794	16.972	16.769	6	13:08:52.021	56.190	22.710	16.665	16.815
(273) Jonas FORS						7	13:09:48.475	56.454	22.630	17.006	16.818
1	13:04:06.781	1:02.232	25.978	18.665	17.589	8	13:10:44.326	55.851	22.417	16.626	16.808
2	13:05:04.027	57.246	22.854	16.929	17.463	9	13:11:41.194	56.868	22.495	17.109	17.264
3	13:06:01.793	57.766	23.522	17.106	17.138	10	13:12:37.729	56.535	22.434	17.139	16.962
4	13:06:59.459	57.666	23.167	17.654	16.845	11	13:13:35.216	57.487	22.836	17.769	16.882
5	13:07:55.711	56.252	22.540	16.710	17.002	(249) Kim Rino WEIRE					
6	13:08:51.896	56.185	22.630	16.690	16.865	1	13:04:07.560	1:02.290	26.042	18.434	17.814
7	13:09:48.073	56.177	22.629	16.735	16.813	2	13:05:05.305	57.745	23.256	17.304	17.185
8	13:10:43.971	55.898	22.443	16.577	16.878	3	13:06:02.822	57.517	23.145	17.268	17.104
9	13:11:40.535	56.564	22.766	16.981	16.817	4	13:07:00.312	57.490	22.810	17.740	16.940
10	13:12:37.081	56.546	22.451	16.955	17.140	5	13:07:56.865	56.553	22.758	16.899	16.896
11	13:13:33.783	56.702	22.729	17.106	16.867	6	13:08:53.355	56.490	22.770	16.889	16.831
(256) Jannie JOHANSEN						7	13:09:49.685	56.330	22.630	16.863	16.837
1	13:04:07.052	1:02.661	26.273	18.763	17.625	8	13:10:45.882	56.197	22.499	16.832	16.866
2	13:05:04.324	57.272	22.987	17.162	17.123	9	13:11:42.148	56.266	22.605	16.737	16.924
3	13:06:02.039	57.715	23.349	17.355	17.011	10	13:12:38.535	56.387	22.630	16.830	16.927
4	13:06:59.165	57.126	22.998	17.298	16.830	11	13:13:35.798	57.263	23.009	17.039	17.215
5	13:07:55.617	56.452	22.369	16.967	17.116	(226) Erik STILLMAN					
6	13:08:52.277	56.660	23.153	16.693	16.814	1	13:04:05.023	1:01.052	25.169	18.380	17.503
7	13:09:48.262	55.985	22.421	16.751	16.813	2	13:05:02.428	57.405	22.941	17.360	17.104
8	13:10:44.036	55.774	22.410	16.635	16.729	3	13:06:01.364	58.936	23.519	18.229	17.188
9	13:11:40.655	56.619	22.369	17.427	16.823	4	13:06:57.895	56.531	22.709	16.834	16.988
10	13:12:37.309	56.654	22.491	17.227	16.936	5	13:07:54.177	56.282	22.831	16.679	16.772
11	13:13:33.867	56.558	22.596	17.088	16.874	6	13:08:50.006	55.829	22.451	16.612	16.766
(266) Petr FULIN						7	13:09:46.010	56.004	22.526	16.696	16.782
1	13:04:06.108	1:02.341	26.318	18.588	17.435	8	13:10:41.874	55.864	22.455	16.651	16.758
2	13:05:03.909	57.801	23.136	17.175	17.490	9	13:11:37.759	55.885	22.549	16.618	16.711
3	13:06:01.892	57.983	23.491	17.467	17.025	10	13:12:37.682	59.923	22.476	17.036	20.411
4	13:06:58.880	56.988	23.075	17.125	16.788	11	13:13:35.861	58.179	23.730	17.122	17.327
5	13:07:55.410	56.530	22.458	16.980	17.092	(288) Cecile MARTINI					
6	13:08:51.249	55.839	22.524	16.672	16.643	1	13:04:07.475	1:02.498	26.103	18.433	17.962
7	13:09:47.183	55.934	22.504	16.692	16.738	2	13:05:05.063	57.588	23.110	17.266	17.212
8	13:10:43.207	56.024	22.798	16.531	16.695	3	13:06:03.327	58.264	23.311	17.595	17.358
9	13:11:40.158	56.951	22.854	17.330	16.767	4	13:07:01.434	58.107	22.792	18.102	17.213
10	13:12:37.441	57.283	22.698	17.415	17.170	5	13:07:57.870	56.436	22.646	16.830	16.960
11	13:13:34.239	56.798	23.052	16.966	16.780	6	13:08:54.164	56.294	22.657	16.769	16.868
(284) Oliver MYERS						7	13:09:50.418	56.254	22.581	16.816	16.857
1	13:04:03.767	1:00.931	25.577	18.111	17.243	8	13:10:46.756	56.338	22.590	16.837	16.911
2	13:05:00.809	57.042	22.645	17.486	16.911	9	13:11:43.074	56.318	22.686	16.755	16.877
3	13:05:56.889	56.080	22.418	16.818	16.844	10	13:12:39.355	56.281	22.640	16.768	16.873
4	13:06:53.010	56.121	22.626	16.735	16.760	11	13:13:36.234	56.879	23.042	16.919	16.918
5	13:07:48.928	55.918	22.287	16.575	17.056	(242) Miroslav KOVAR					
6	13:08:44.494	55.566	22.263	16.516	16.787	1	13:04:09.031	1:05.455	30.731	17.500	17.224
7	13:09:40.835	56.341	23.024	16.606	16.711	2	13:05:06.009	56.978	22.965	16.967	17.046
8	13:10:37.588	56.753	23.259	16.590	16.904	3	13:06:03.236	57.227	22.939	17.308	16.980
9	13:11:35.399	57.811	22.621	17.199	17.991	4	13:07:01.146	57.910	22.687	18.235	16.988
10	13:12:36.513	1:01.114	24.488	17.205	19.421	5	13:07:57.596	56.450	22.730	16.830	16.890
11	13:13:34.849	58.336	24.412	16.993	16.931	6	13:08:53.903	56.307	22.716	16.736	16.855
(280) Brandon NILSSON						7	13:09:50.234	56.331	22.751	16.796	16.784
1	13:04:06.430	1:02.225	26.201	18.607	17.417	8	13:10:46.919	56.685	22.615	17.128	16.942
2	13:05:04.663	58.233	23.441	17.736	17.056	9	13:11:43.360	56.441	22.751	16.818	16.872
3	13:06:02.575	57.912	23.518	17.429	16.965	10	13:12:39.784	56.424	22.758	16.824	16.842
4	13:06:59.968	57.393	22.885	17.656	16.852	11	13:13:36.403	56.619	22.770	16.918	16.931
5	13:07:56.148	56.180	22.643	16.762	16.775	(298) David RYCHTAR					
6	13:08:52.594	56.446	22.897	16.765	16.784	1	13:04:11.440	1:06.205	26.162	22.650	17.393
7	13:09:48.831	56.237	22.705	16.721	16.811	2	13:05:08.640	57.200	23.061	17.071	17.068
8	13:10:44.837	56.006	22.603	16.649	16.754	3	13:06:05.693	57.053	22.925	17.077	17.051
9	13:11:40.977	56.140	22.533	16.641	16.966	4	13:07:02.690	56.997	22.914	17.081	17.002
10	13:12:37.657	56.680	22.533	17.052	17.095	5	13:07:59.288	56.598	22.754	16.892	16.952
11	13:13:34.952	57.295	23.460	16.985	16.850	6	13:08:55.746	56.458	22.671	16.819	16.968
						7	13:09:52.239	56.493	22.641	16.848	17.004



Rotax Euro Challenge 2012 Genk / Belgium

Rotax Seniors

Genk / Belgium 1,360 Km

RACE 8 Qualifying Heat 5 D-E

31.03.2012 13:00

Race (11 Laps) started at 13:03:01

Lap	Time of Day	Lap Tm	S1 Tm	S2 Tm	S3 Tm	Lap	Time of Day	Lap Tm	S1 Tm	S2 Tm	S3 Tm
8	13:10:48.643	56.404	22.645	16.781	16.978						
9	13:11:45.219	56.576	22.731	16.796	17.049						
10	13:12:42.048	56.829	22.808	16.959	17.062						
11	13:13:39.051	57.003	22.772	17.030	17.201						

(225) Jeremie LESOUDIER

1	13:04:04.010	1:00.775	25.305	18.107	17.363
2	13:05:01.220	57.210	22.753	17.537	16.920
3	13:05:57.154	55.934	22.353	16.776	16.805
4	13:06:53.614	56.460	22.557	16.998	16.905
5	13:07:49.322	55.708	22.289	16.654	16.765
6	13:08:44.909	55.587	22.274	16.590	16.723
7	13:09:41.427	56.518	23.171	16.672	16.675
8	13:10:37.647	56.220	22.749	16.760	16.711
9	13:11:54.154	1:16.507	22.629	17.508	36.370
10	13:12:55.570	1:01.416	27.438	16.981	16.997
11	13:13:51.976	56.406	22.692	16.882	16.832

Timekeeping Ingrid and Meik Wagner:

Clerk of the course Nigel Edwards:

Steward (Chairman) Olivier Steveny:

Chief Scrutineer Paul Klaassen:

www.mylaps.com

Licensed to: Motorsport Events



Rotax Euro Challenge 2012 Genk / Belgium

Rotax Seniors

Genk / Belgium 1,360 Km

RACE 9 Qualifying Heat 6 A-C -NEW-

31.03.2012 13:20

Race (11 Laps) started at 13:22:45

Pos	No.	Name	Nat.	Chassis	Race Team	Laps	Total Tm	Diff	Best Tm	In Lap	km/h	Points
1	205	Sean BABINGTON	GBR	Alonso	Dan Holland Racing	11	10:14.510		55.274	11	88,577	0
2	254	Harrison SCOTT	GBR	Tonykart	Strawberry Racing	11	10:14.974	0.464	55.319	11	88,505	2
3	203	Edward BRAND	GBR	Formula K	Formula K Europe	11	10:16.042	1.532	55.247	9	88,620	3
4	232	James SINGLETON	GBR	CRG	Coles Racing	11	10:16.529	2.019	55.328	7	88,490	4
5	299	Philip MORIN	SWE	Alonso	Dan Holland Racing	11	10:16.654	2.144	55.402	10	88,372	5
6	238	Alexandre FINKELSTEIN	FRA	Tonykart	MD Competition	11	10:17.498	2.988	55.502	7	88,213	6
7	245	Hubert PETIT	FRA	Sodikart	Sodi Junior Team	11	10:17.562	3.052	55.474	10	88,258	7
8	221	Jesse LAZARE	CAN	Intrepid	Chapman Racing TKP	11	10:18.314	3.804	55.427	10	88,332	8
9	281	Kenny VERMEYLEN	BEL	Tecno	KK Racing	11	10:20.206	5.696	55.389	7	88,393	9
10	263	Henry EASTHOPE	GBR	Sodikart	Sodikart Junior Team	11	10:20.841	6.331	55.475	7	88,256	10
11	258	Mikkel JOHNSEN	DEN	Haase	DMT Racing	11	10:21.006	6.496	55.887	5	87,605	11
12	260	Bas DE LAAT	NED	Exprit	van Galen Racing	11	10:21.855	7.345	55.765	10	87,797	12
13	259	Nicolas PICOT	FRA	Sodikart	Kart Pro Racing	11	10:22.293	7.783	55.657	10	87,967	13
14	269	John FRIBERG	SWE	Tonykart	Soda Kart	11	10:23.989	9.479	55.595	7	88,065	14
15	239	Joel JOHANSSON	SWE	Energy	Energy Team Sweden	11	10:24.268	9.758	55.708	7	87,887	15
16	218	Nicolai NIELSEN	DEN	TBA	Star Karting	11	10:25.209	10.699	55.709	8	87,885	16
17	267	Max RENBERG	SWE	Tonykart	Soda Kart	11	10:27.129	12.619	55.964	7	87,485	17
18	275	Benjamin KARLOG	DEN	Tonykart	RS Competition	11	10:30.014	15.504	56.112	8	87,254	18
19	291	Lars JOOSTEN	GER	Tonykart	Hugo Motorsport	11	10:30.106	15.596	55.912	6	87,566	19
20	224	Aavo TALVAR	EST	Intrepid	Talvar Racing	11	10:30.669	16.159	55.476	9	88,254	20
21	246	Sabedin Berat TURKER	TUR	Formula K	Protrain Racing	11	10:30.746	16.236	56.134	10	87,220	21
22	233	Manon CHAVAGNE	NED	Topkart	Slangen Karting	11	10:30.943	16.433	55.784	8	87,767	22
23	216	Bryan EERDEN	NED	Intrepid	Team TKP	11	10:31.177	16.667	55.678	9	87,934	23
24	295	Sandra ANDERSSON	SWE	Energy	Energy Team Sweden	11	10:32.034	17.524	56.248	11	87,043	24
25	268	Francisco MORA	POR	FA	Cabo do Mundo Kartteam	11	10:32.850	18.340	55.572	11	88,102	25
26	287	Jesper LINDH	SWE	Kosmic	West Speed	11	10:34.057	19.547	56.009	11	87,415	26
27	274	Mick NOLTEN	NED	Birel	KSG Racing	11	10:34.427	19.917	55.842	11	87,676	27
28	265	Sebastien DUBOIS	FRA	Kosmic	Kart Pro Racing	11	10:34.929	20.419	55.956	11	87,497	28
29	279	Juuso KAUKELIN	FIN	Tonykart	JTL Racing	11	10:38.928	24.418	56.533	9	86,604	29
30	276	Sebastian MICHELS	GER	Intrepid	Kartteam Kreutz	11	10:39.439	24.929	56.589	9	86,519	30
31	252	Juuso PYKALAINEN	FIN	Tonykart	MPT Racing	11	10:42.420	27.910	56.257	4	87,029	31
32	277	Sam BRABHAM	GBR	Alonso	Dan Holland Racing	11	10:44.568	30.058	55.963	11	87,486	32
33	293	Sandor JAKAB	SVK	Birel	Kalman Motorsport	9	8:51.738	2 Laps	56.523	8	86,620	33
34	301	Jonathan JOHANSSON	SWE	Gillard	PDB Racing Team		1.180	11 Laps		0	-	34

Not classified

DNS	247	Aleksanteri HUOVINEN	FIN	Corsa	Prospeed			DNS		0	-	37
DQ	241	Pierre AUVRAY	FRA	FA Kart	DSS Kart	11	10:24.764	DQ	55.753	7	87,816	38

Announcements

These results are provisional until the conclusion of any judicial and technical matters

Started: 35 Classified: 34 Not classified: 1

No. 241 excluded fom heat A-C / reason technical non conformity

Margin of Victory	Ø km/h	Best Lap Tm	km/h	Best Lap by
0.464	87,641	55.247	88,620	203 - Edward BRAND

Official Timing www.camp-company.de / www.motorsport-events.se

Orbits

Timekeeping Ingrid and Meik Wagner:

Clerk of the course Nigel Edwards:

www.mylaps.com

Steward (Chairman) Olivier Steveny:

Chief Scrutineer Paul Klaassen:

Licensed to: Motorsport Events

Printed: 31.03.2012 17:38:17

posted at:

h



Rotax Euro Challenge 2012 Genk / Belgium

Rotax Seniors

Genk / Belgium 1,360 Km

RACE 9 Qualifying Heat 6 A-C

31.03.2012 13:20

Race (11 Laps) started at 13:22:45

Lap	Time of Day	Lap Tm	S1 Tm	S2 Tm	S3 Tm
(205) Sean BABINGTON					
1	13:23:42.307	57.251	23.482	16.909	16.860
2	13:24:38.920	56.613	22.757	17.003	16.853
3	13:25:35.276	56.356	22.507	16.742	17.107
4	13:26:31.129	55.853	22.428	16.681	16.744
5	13:27:26.863	55.734	22.327	16.869	16.538
6	13:28:22.567	55.704	22.237	16.619	16.848
7	13:29:18.009	55.442	22.257	16.543	16.642
8	13:30:13.528	55.519	22.273	16.607	16.639
9	13:31:08.887	55.359	22.291	16.496	16.572
10	13:32:04.292	55.405	22.298	16.573	16.534
11	13:32:59.566	55.274	22.273	16.511	16.490

(254) Harrison SCOTT					
1	13:23:42.678	57.552	23.751	16.964	16.837
2	13:24:39.142	56.464	22.671	16.947	16.846
3	13:25:35.215	56.073	22.441	16.765	16.867
4	13:26:30.986	55.771	22.347	16.691	16.733
5	13:27:26.535	55.549	22.317	16.586	16.646
6	13:28:22.788	56.253	22.668	16.678	16.907
7	13:29:18.496	55.708	22.437	16.593	16.678
8	13:30:13.903	55.407	22.249	16.566	16.592
9	13:31:09.348	55.445	22.211	16.597	16.637
10	13:32:04.711	55.363	22.152	16.593	16.618
11	13:33:00.030	55.319	22.187	16.500	16.632

(203) Edward BRAND					
1	13:23:43.995	58.771	24.665	17.213	16.893
2	13:24:40.169	56.174	22.557	16.866	16.751
3	13:25:35.789	55.620	22.380	16.620	16.620
4	13:26:31.483	55.694	22.351	16.617	16.726
5	13:27:26.774	55.291	22.233	16.541	16.517
6	13:28:22.713	55.939	22.254	16.612	17.073
7	13:29:18.747	56.034	22.729	16.701	16.604
8	13:30:15.090	56.343	22.666	16.736	16.941
9	13:31:10.337	55.247	22.174	16.506	16.567
10	13:32:05.636	55.299	22.208	16.524	16.567
11	13:33:01.098	55.462	22.305	16.631	16.526

(232) James SINGLETON					
1	13:23:44.192	58.914	24.745	17.275	16.894
2	13:24:40.569	56.377	22.726	16.858	16.793
3	13:25:36.663	56.094	22.497	16.760	16.837
4	13:26:32.440	55.777	22.388	16.666	16.723
5	13:27:28.069	55.629	22.344	16.595	16.690
6	13:28:23.751	55.682	22.310	16.648	16.724
7	13:29:19.079	55.328	22.198	16.506	16.624
8	13:30:15.156	56.077	22.423	16.728	16.926
9	13:31:10.632	55.476	22.276	16.604	16.596
10	13:32:05.973	55.341	22.199	16.560	16.582
11	13:33:01.585	55.612	22.160	16.753	16.699

(299) Philip MORIN					
1	13:23:43.238	58.088	24.272	17.023	16.793
2	13:24:39.446	56.208	22.576	16.848	16.784
3	13:25:35.371	55.925	22.361	16.820	16.744
4	13:26:31.549	56.178	22.519	16.718	16.941
5	13:27:27.119	55.570	22.360	16.591	16.619
6	13:28:22.864	55.745	22.281	16.625	16.839
7	13:29:18.884	56.020	22.448	16.922	16.650
8	13:30:14.630	55.746	22.374	16.771	16.601
9	13:31:10.117	55.487	22.212	16.623	16.652
10	13:32:05.519	55.402	22.174	16.589	16.639
11	13:33:01.710	56.191	22.355	16.936	16.900

(238) Alexandre FINKELSTEIN					
1	13:23:44.077	58.739	24.518	17.024	17.197
2	13:24:40.397	56.320	22.587	16.901	16.832
3	13:25:37.119	56.722	22.785	17.027	16.910
4	13:26:33.316	56.197	22.391	16.726	17.080
5	13:27:28.995	55.679	22.386	16.627	16.666
6	13:28:24.695	55.700	22.379	16.567	16.754

7	13:29:20.197	55.502	22.304	16.527	16.671
8	13:30:15.700	55.503	22.317	16.530	16.656
9	13:31:11.282	55.582	22.341	16.586	16.655
10	13:32:06.804	55.522	22.273	16.556	16.693
11	13:33:02.554	55.750	22.379	16.555	16.816

(245) Hubert PETIT					
1	13:23:44.777	59.200	25.008	17.222	16.970
2	13:24:40.986	56.209	22.587	16.771	16.851
3	13:25:36.976	55.990	22.361	16.779	16.850
4	13:26:33.203	56.227	22.709	16.693	16.825
5	13:27:28.833	55.630	22.341	16.584	16.705
6	13:28:24.379	55.546	22.298	16.586	16.662
7	13:29:19.934	55.555	22.312	16.543	16.700
8	13:30:15.556	55.622	22.279	16.613	16.730
9	13:31:11.571	56.015	22.729	16.656	16.630
10	13:32:07.045	55.474	22.211	16.589	16.674
11	13:33:02.618	55.573	22.375	16.512	16.686

(221) Jesse LAZARE					
1	13:23:46.219	1:00.508	25.546	17.889	17.073
2	13:24:42.721	56.502	22.869	16.858	16.775
3	13:25:38.798	56.077	22.505	16.817	16.755
4	13:26:34.629	55.831	22.402	16.703	16.726
5	13:27:30.112	55.483	22.312	16.651	16.520
6	13:28:25.878	55.766	22.362	16.721	16.683
7	13:29:21.370	55.492	22.289	16.594	16.609
8	13:30:16.874	55.504	22.310	16.542	16.652
9	13:31:12.451	55.577	22.354	16.566	16.657
10	13:32:07.878	55.427	22.290	16.544	16.593
11	13:33:03.370	55.492	22.293	16.591	16.608

(281) Kenny VERMEYLEN					
1	13:23:46.663	1:00.943	26.243	17.524	17.176
2	13:24:44.156	57.493	23.011	17.555	16.927
3	13:25:40.366	56.210	22.593	16.825	16.792
4	13:26:36.428	56.062	22.461	16.830	16.771
5	13:27:32.167	55.739	22.411	16.612	16.716
6	13:28:27.748	55.581	22.290	16.582	16.709
7	13:29:23.137	55.389	22.235	16.499	16.655
8	13:30:18.590	55.453	22.223	16.524	16.706
9	13:31:14.005	55.415	22.192	16.548	16.675
10	13:32:09.692	55.687	22.440	16.542	16.670
11	13:33:05.262	55.570	22.270	16.539	16.761

(263) Henry EASTHOPE					
1	13:23:48.086	1:02.273	26.205	18.498	17.570
2	13:24:44.763	56.677	22.790	16.943	16.944
3	13:25:41.137	56.374	22.616	16.778	16.980
4	13:26:37.036	55.899	22.434	16.658	16.807
5	13:27:32.729	55.693	22.366	16.602	16.725
6	13:28:28.261	55.532	22.244	16.521	16.767
7	13:29:23.736	55.475	22.353	16.492	16.630
8	13:30:19.225	55.489	22.302	16.470	16.717
9	13:31:14.776	55.551	22.241	16.645	16.665
10	13:32:10.334	55.558	22.353	16.536	16.669
11	13:33:05.897	55.563	22.366	16.447	16.750

(258) Mikkel JOHNSEN					
1	13:23:44.971	59.485	24.939	17.236	17.310
2	13:24:41.593	56.622	22.790	16.852	16.980
3	13:25:37.889	56.296	22.544	16.780	16.972
4	13:26:33.987	56.098	22.536	16.709	16.853
5	13:27:29.874	55.887	22.463	16.642	16.782
6	13:28:25.965	56.091	22.439	16.653	16.999
7	13:29:21.934	55.969	22.418	16.721	16.830
8	13:30:17.897	55.963	22.432	16.682	16.849
9	13:31:13.859	55.962	22.449	16.663	16.850
10	13:32:10.012	56.153	22.726	16.614	16.813
11	13:33:06.062	56.050	22.355	16.563	17.132

(260) Bas DE LAAT					
1	13:23:45.833	1:00.213	25.803	17.393	17.017

Official Timing www.camp-company.de / www.motorsport-events.se

Timekeeping Ingrid and Meik Wagner:

Clerk of the course Nigel Edwards:

www.mylaps.com

Steward (Chairman) Olivier Stevny:

Chief Scrutineer Paul Klaassen:

Licensed to: Motorsport Events



Rotax Euro Challenge 2012 Genk / Belgium

Rotax Seniors

Genk / Belgium 1,360 Km

RACE 9 Qualifying Heat 6 A-C

31.03.2012 13:20

Race (11 Laps) started at 13:22:45

Lap	Time of Day	Lap Tm	S1 Tm	S2 Tm	S3 Tm	Lap	Time of Day	Lap Tm	S1 Tm	S2 Tm	S3 Tm
2	13:24:42.857	57.024	22.880	17.007	17.137	10	13:32:14.532	55.715	22.376	16.525	16.814
3	13:25:39.059	56.202	22.580	16.824	16.798	11	13:33:10.265	55.733	22.360	16.568	16.805
4	13:26:35.198	56.139	22.550	16.794	16.795	(267) Max RENBERG					
5	13:27:31.142	55.944	22.434	16.676	16.834	1	13:23:48.367	1:02.322	26.737	17.856	17.729
6	13:28:26.964	55.822	22.381	16.665	16.776	2	13:24:45.556	57.189	23.287	16.949	16.953
7	13:29:22.925	55.961	22.442	16.736	16.783	3	13:25:42.315	56.759	22.963	16.872	16.924
8	13:30:18.948	56.023	22.561	16.733	16.729	4	13:26:38.585	56.270	22.505	16.875	16.890
9	13:31:15.262	56.314	22.408	17.131	16.775	5	13:27:35.383	56.798	22.938	16.945	16.915
10	13:32:11.027	55.765	22.390	16.672	16.703	6	13:28:31.804	56.421	22.869	16.712	16.840
11	13:33:06.911	55.884	22.404	16.704	16.776	7	13:29:27.768	55.964	22.392	16.659	16.913
(259) Nicolas PICOT						8	13:30:23.810	56.042	22.511	16.749	16.782
1	13:23:46.544	1:00.418	25.734	17.492	17.192	9	13:31:19.984	56.174	22.553	16.731	16.890
2	13:24:43.932	57.388	23.158	17.405	16.825	10	13:32:16.075	56.091	22.531	16.632	16.928
3	13:25:40.063	56.131	22.609	16.761	16.761	11	13:33:12.185	56.110	22.509	16.713	16.888
4	13:26:36.233	56.170	22.617	16.744	16.809	(275) Benjamin KARLOG					
5	13:27:32.795	56.562	22.677	16.844	17.041	1	13:23:49.303	1:02.908	27.352	18.053	17.503
6	13:28:28.773	55.978	22.582	16.653	16.743	2	13:24:47.495	58.192	23.124	17.734	17.334
7	13:29:24.471	55.698	22.365	16.640	16.693	3	13:25:44.676	57.181	22.815	17.402	16.964
8	13:30:20.160	55.689	22.383	16.619	16.687	4	13:26:40.949	56.273	22.595	16.787	16.891
9	13:31:15.993	55.833	22.467	16.627	16.739	5	13:27:37.087	56.138	22.459	16.789	16.890
10	13:32:11.650	55.657	22.398	16.564	16.695	6	13:28:33.412	56.325	22.605	16.772	16.948
11	13:33:07.349	55.699	22.419	16.602	16.678	7	13:29:30.103	56.691	22.855	17.024	16.812
(269) John FRIBERG						8	13:30:26.215	56.112	22.411	16.822	16.879
1	13:23:48.302	1:02.163	26.380	18.001	17.782	9	13:31:22.590	56.375	22.552	16.962	16.961
2	13:24:44.973	56.671	22.872	16.864	16.935	10	13:32:18.768	56.178	22.541	16.784	16.853
3	13:25:42.598	57.625	23.835	16.842	16.948	11	13:33:15.070	56.302	22.648	16.770	16.884
4	13:26:38.702	56.104	22.642	16.680	16.782	(291) Lars JOOSTEN					
5	13:27:34.453	55.751	22.418	16.574	16.759	1	13:23:50.356	1:03.801	28.698	17.564	17.539
6	13:28:30.226	55.773	22.523	16.523	16.727	2	13:24:47.869	57.513	23.500	17.004	17.009
7	13:29:25.821	55.595	22.381	16.547	16.667	3	13:25:45.368	57.499	22.698	17.641	17.160
8	13:30:21.551	55.730	22.367	16.594	16.769	4	13:26:41.571	56.203	22.622	16.785	16.796
9	13:31:17.479	55.928	22.446	16.742	16.740	5	13:27:37.800	56.229	22.617	16.819	16.793
10	13:32:13.397	55.918	22.410	16.594	16.914	6	13:28:33.712	55.912	22.464	16.646	16.802
11	13:33:09.045	55.648	22.402	16.563	16.683	7	13:29:30.695	56.983	22.895	17.026	17.062
(239) Joel JOHANSSON						8	13:30:26.847	56.152	22.396	16.969	16.787
1	13:23:47.465	1:01.410	26.249	18.083	17.078	9	13:31:23.295	56.448	22.547	16.860	17.041
2	13:24:44.537	57.072	22.777	17.403	16.892	10	13:32:19.216	55.921	22.374	16.744	16.803
3	13:25:41.741	57.204	22.556	16.975	17.673	11	13:33:15.162	55.946	22.467	16.781	16.698
4	13:26:37.899	56.158	22.660	16.724	16.774	(224) Aavo TALVAR					
5	13:27:33.856	55.957	22.542	16.687	16.728	1	13:23:54.283	1:08.762	32.613	18.662	17.487
6	13:28:29.692	55.836	22.435	16.637	16.764	2	13:24:50.812	56.529	22.840	16.864	16.825
7	13:29:25.400	55.708	22.376	16.677	16.655	3	13:25:46.802	55.990	22.472	16.790	16.728
8	13:30:21.206	55.806	22.454	16.588	16.764	4	13:26:44.626	57.824	23.642	17.486	16.696
9	13:31:17.182	55.976	22.554	16.653	16.769	5	13:27:41.526	56.900	22.555	17.145	17.200
10	13:32:13.207	56.025	22.545	16.629	16.851	6	13:28:37.340	55.814	22.423	16.714	16.677
11	13:33:09.324	56.117	22.801	16.594	16.722	7	13:29:32.973	55.633	22.399	16.599	16.635
(241) Pierre AUVRAY						8	13:30:28.580	55.607	22.394	16.580	16.633
1	13:23:47.048	1:01.087	25.880	18.133	17.074	9	13:31:24.056	55.476	22.299	16.528	16.649
2	13:24:44.284	57.236	22.897	17.494	16.845	10	13:32:19.575	55.519	22.336	16.562	16.621
3	13:25:40.687	56.403	22.534	16.977	16.892	11	13:33:15.725	56.150	22.584	16.869	16.697
4	13:26:37.000	56.313	22.469	16.842	17.002	(246) Sabedin Berat TURKER					
5	13:27:33.718	56.718	23.223	16.664	16.831	1	13:23:49.017	1:02.794	27.260	18.150	17.384
6	13:28:29.795	56.077	22.675	16.671	16.731	2	13:24:46.872	57.855	23.246	17.453	17.156
7	13:29:25.548	55.753	22.349	16.742	16.662	3	13:25:43.889	57.017	22.798	17.194	17.025
8	13:30:21.340	55.792	22.447	16.653	16.692	4	13:26:40.536	56.647	22.586	17.015	17.046
9	13:31:17.255	55.915	22.542	16.656	16.717	5	13:27:36.956	56.420	22.437	17.048	16.935
10	13:32:13.881	56.626	22.252	16.785	17.589	6	13:28:33.243	56.287	22.447	16.937	16.903
11	13:33:09.820	55.939	22.498	16.683	16.758	7	13:29:29.737	56.494	22.608	16.907	16.979
(218) Nicolai NIELSEN						8	13:30:26.003	56.266	22.584	16.796	16.886
1	13:23:49.888	1:03.339	28.283	17.576	17.480	9	13:31:22.941	56.938	22.618	17.445	16.875
2	13:24:47.297	57.409	23.027	17.306	17.076	10	13:32:19.075	56.134	22.454	16.880	16.800
3	13:25:43.650	56.353	22.648	16.830	16.875	11	13:33:15.802	56.727	22.935	16.886	16.906
4	13:26:39.794	56.144	22.549	16.722	16.873	(233) Manon CHAVAGNE					
5	13:27:35.606	55.812	22.433	16.636	16.743	1	13:23:50.685	1:04.143	29.671	17.350	17.122
6	13:28:31.499	55.893	22.385	16.633	16.875	2	13:24:49.218	58.533	23.711	17.810	17.012
7	13:29:27.276	55.777	22.390	16.572	16.815	3	13:25:46.094	56.876	22.766	16.921	17.189
8	13:30:22.985	55.709	22.362	16.568	16.779	4	13:26:42.140	56.046	22.594	16.710	16.742
9	13:31:18.817	55.832	22.420	16.623	16.789						

Timekeeping Ingrid and Meik Wagner: Clerk of the course Nigel Edwards: www.mylaps.com

Steward (Chairman) Olivier Stevny: Chief Scrutineer Paul Klaassen: Licensed to: Motorsport Events



Rotax Euro Challenge 2012 Genk / Belgium

Rotax Seniors

Genk / Belgium 1,360 Km

RACE 9 Qualifying Heat 6 A-C

31.03.2012 13:20

Race (11 Laps) started at 13:22:45

Lap	Time of Day	Lap Tm	S1 Tm	S2 Tm	S3 Tm
5	13:27:39.717	57.577	23.727	17.029	16.821
6	13:28:35.705	55.988	22.545	16.660	16.783
7	13:29:31.771	56.066	22.641	16.660	16.765
8	13:30:27.555	55.784	22.456	16.619	16.709
9	13:31:23.463	55.908	22.445	16.635	16.828
10	13:32:19.409	55.946	22.548	16.702	16.696
11	13:33:15.999	56.590	22.832	17.064	16.694

(216) Bryan EERDEN

1	13:23:53.176	1:07.270	32.295	17.680	17.295
2	13:24:50.314	57.138	22.810	16.916	17.412
3	13:25:46.630	56.316	22.573	16.869	16.874
4	13:26:43.372	56.742	23.227	16.691	16.824
5	13:27:40.835	57.463	22.685	17.817	16.961
6	13:28:36.916	56.081	22.556	16.646	16.879
7	13:29:32.848	55.932	22.483	16.631	16.818
8	13:30:28.973	56.125	22.669	16.657	16.799
9	13:31:24.651	55.678	22.356	16.563	16.759
10	13:32:20.525	55.874	22.305	16.761	16.808
11	13:33:16.233	55.708	22.391	16.580	16.737

(295) Sandra ANDERSSON

1	13:23:48.576	1:02.154	26.334	18.407	17.413
2	13:24:45.998	57.422	23.330	17.056	17.036
3	13:25:43.210	57.212	22.928	17.213	17.071
4	13:26:40.074	56.864	22.770	17.053	17.041
5	13:27:36.520	56.446	22.638	16.825	16.983
6	13:28:32.914	56.394	22.638	16.782	16.974
7	13:29:30.395	57.481	23.457	17.105	16.919
8	13:30:27.103	56.708	22.629	17.122	16.957
9	13:31:23.363	56.260	22.580	16.736	16.944
10	13:32:20.842	57.479	23.357	17.191	16.931
11	13:33:17.090	56.248	22.614	16.754	16.880

(268) Francisco MORA

1	13:23:48.449	1:03.058			17.431
2	13:24:45.102	56.653	23.070	16.825	16.758
3	13:25:41.604	56.502	22.735	16.739	17.028
4	13:26:37.249	55.645	22.311	16.529	16.805
5	13:27:41.658	1:04.409	28.779	18.505	17.125
6	13:28:39.779	58.121	23.868	17.351	16.902
7	13:29:35.353	55.574	22.203	16.639	16.732
8	13:30:30.995	55.642	22.267	16.660	16.715
9	13:31:26.722	55.727	22.298	16.740	16.689
10	13:32:22.334	55.612	22.193	16.681	16.738
11	13:33:17.906	55.572	22.329	16.564	16.679

(287) Jesper LINDH

1	13:23:50.493	1:03.770	28.366	17.509	17.895
2	13:24:48.122	57.629	23.518	17.023	17.088
3	13:25:46.017	57.895	22.792	17.719	17.384
4	13:26:42.476	56.459	22.810	16.738	16.911
5	13:27:41.597	59.121	23.468	18.160	17.493
6	13:28:38.426	56.829	22.696	17.187	16.946
7	13:29:34.485	56.059	22.502	16.721	16.836
8	13:30:30.576	56.091	22.513	16.683	16.895
9	13:31:27.050	56.474	22.590	16.944	16.940
10	13:32:23.104	56.054	22.480	16.710	16.864
11	13:33:19.113	56.009	22.514	16.628	16.867

(274) Mick NOLTEN

1	13:23:53.108	1:06.473	31.550	17.811	17.112
2	13:24:50.495	57.387	22.839	17.245	17.303
3	13:25:47.161	56.666	22.855	16.905	16.906
4	13:26:45.278	58.117	23.524	17.769	16.824
5	13:27:41.781	56.503	22.810	16.784	16.909
6	13:28:39.074	57.293	23.660	16.795	16.838
7	13:29:35.447	56.373	22.443	16.880	17.050
8	13:30:31.709	56.262	22.622	16.822	16.818
9	13:31:27.706	55.997	22.567	16.678	16.752
10	13:32:23.641	55.935	22.507	16.645	16.783
11	13:33:19.483	55.842	22.456	16.641	16.745

(265) Sebastien DUBOIS

1	13:23:51.366	1:04.597	30.149	17.325	17.123
2	13:24:50.076	58.710	23.131	18.265	17.314
3	13:25:46.451	56.375	22.657	16.804	16.914
4	13:26:43.263	56.812	23.119	16.830	16.863
5	13:27:41.354	58.091	22.951	17.991	17.149
6	13:28:38.577	57.223	22.917	17.458	16.848
7	13:29:35.104	56.527	22.469	17.200	16.858
8	13:30:32.040	56.936	22.433	17.501	17.002
9	13:31:28.051	56.011	22.494	16.737	16.780
10	13:32:24.029	55.978	22.480	16.665	16.833
11	13:33:19.985	55.956	22.404	16.686	16.866

(279) Juuso KAUKELIN

1	13:23:48.728	1:01.821	26.599	17.844	17.378
2	13:24:47.031	58.303	23.489	17.680	17.134
3	13:25:46.374	59.343	23.198	17.862	18.283
4	13:26:45.195	58.821	24.110	17.710	17.001
5	13:27:42.954	57.759	23.510	17.292	16.957
6	13:28:40.607	57.653	22.865	16.986	17.802
7	13:29:37.460	56.853	23.011	16.856	16.986
8	13:30:34.156	56.696	22.730	17.093	16.873
9	13:31:30.689	56.533	22.671	16.947	16.915
10	13:32:27.294	56.605	22.802	16.858	16.945
11	13:33:23.984	56.690	22.848	16.925	16.917

(276) Sebastian MICHELS

1	13:23:50.266	1:03.602	27.860	17.817	17.925
2	13:24:50.975	1:00.709	24.052	18.370	18.287
3	13:25:48.184	57.209	23.020	17.085	17.104
4	13:26:45.672	57.488	23.176	17.300	17.012
5	13:27:43.384	57.712	23.033	17.700	16.979
6	13:28:40.513	57.129	22.867	17.008	17.254
7	13:29:37.216	56.703	22.847	16.887	16.969
8	13:30:34.628	57.412	22.869	17.519	17.024
9	13:31:31.217	56.589	22.850	16.836	16.903
10	13:32:27.899	56.682	22.763	16.944	16.975
11	13:33:24.495	56.596	22.837	16.880	16.879

(252) Juuso PYKALAINEN

1	13:23:49.475	1:03.214	27.625	18.172	17.417
2	13:24:47.651	58.176	23.338	17.709	17.129
3	13:25:45.598	57.947	22.857	17.910	17.180
4	13:26:41.855	56.257	22.580	16.838	16.839
5	13:27:44.177	1:02.322	26.618	18.391	17.313
6	13:28:41.276	57.099	22.844	17.185	17.070
7	13:29:38.426	57.150	22.858	17.025	17.267
8	13:30:36.285	57.859	23.673	17.092	17.094
9	13:31:33.778	57.493	22.897	17.600	16.996
10	13:32:30.637	56.859	22.860	17.000	16.999
11	13:33:27.476	56.839	22.883	16.964	16.992

(277) Sam BRABHAM

1	13:24:06.701	1:20.372	45.418	17.489	17.465
2	13:25:03.532	56.831	22.791	17.031	17.009
3	13:26:00.050	56.518	22.666	16.913	16.939
4	13:26:56.382	56.332	22.663	16.831	16.838
5	13:27:52.531	56.149	22.501	16.787	16.861
6	13:28:48.915	56.384	22.717	16.830	16.837
7	13:29:45.204	56.289	22.579	16.903	16.807
8	13:30:41.323	56.119	22.534	16.737	16.848
9	13:31:37.445	56.122	22.454	16.818	16.850
10	13:32:33.661	56.216	22.640	16.681	16.895
11	13:33:29.624	55.963	22.502	16.705	16.756

(293) Sandor JAKAB

1	13:23:45.899	1:00.080	25.465	17.355	17.260
2	13:24:43.205	57.306	23.258	17.056	16.992
3	13:25:39.830	56.625	22.683	16.853	17.089
4	13:26:37.105	57.275	22.928	17.088	17.259
5	13:27:44.357	1:07.252	31.634	18.415	17.203
6	13:28:41.572	57.215	22.878	17.208	17.129
7	13:29:38.562	56.990	22.761	16.933	17.296



Rotax Euro Challenge 2012 Genk / Belgium

Rotax Seniors

Genk / Belgium 1,360 Km

RACE 9 Qualifying Heat 6 A-C

31.03.2012 13:20

Race (11 Laps) started at 13:22:45

Lap	Time of Day	Lap Tm	S1 Tm	S2 Tm	S3 Tm	Lap	Time of Day	Lap Tm	S1 Tm	S2 Tm	S3 Tm
8	13:30:35.085	56.523	22.899	16.738	16.886						
9	13:31:36.794	1:01.709	23.535	18.534	19.640						

Timekeeping Ingrid and Meik Wagner:

Clerk of the course Nigel Edwards:

Steward (Chairman) Olivier Steveny:

Chief Scrutineer Paul Klaassen:

www.mylaps.com

Licensed to: Motorsport Events



Rotax Euro Challenge 2012 Genk / Belgium

Rotax Seniors

Genk / Belgium 1,360 Km

RACE 12 Qualifying Heat 7 B-E -NEW-

31.03.2012 14:20

Race (11 Laps) started at 14:22:35

Pos	No.	Name	Nat.	Chassis	Race Team	Laps	Total Tm	Diff	Best Tm	In Lap	km/h	Points
1	208	Charlie EASTWOOD	IRL	Formula K	Protrain Racing	11	10:14.713		55.290	8	88,551	0
2	228	Jack AITKEN	GBR	Formula K	Protrain Racing	11	10:16.877	2.164	55.380	11	88,407	2
3	250	Ludvig MORIN	SWE	Kosmic	Soda Kart	11	10:17.432	2.719	55.479	8	88,250	3
4	290	Ukyo SASAHARA	JPN	DR	VPDR	11	10:18.116	3.403	55.299	9	88,537	4
5	294	Makino TADASUKE	JPN	Birel	Kalman Motorsport	11	10:18.651	3.938	55.248	8	88,619	5
6	213	Thomas BENISRI	FRA	Sodikart	Win Max	11	10:19.002	4.289	55.328	9	88,490	6
7	217	Glen VAN DROOGENBROEC	BEL	Tonykart	Bouvin Power	11	10:19.360	4.647	55.075	5	88,897	7
8	240	Petr BEZEL	CZE	MS Kart	MS Kart Racing Team	11	10:19.600	4.887	55.381	5	88,406	8
9	211	Shaun SLAVIN	GBR	Formula K	Formula K Europe	11	10:20.188	5.475	55.202	5	88,692	9
10	284	Oliver MYERS	GBR	Tonykart	Coles Racing	11	10:20.478	5.765	55.374	11	88,417	10
11	207	Ferenc KANSCAR	HUN	Birel	Kalman Motorsport	11	10:20.886	6.173	55.454	10	88,289	11
12	223	Jacob NIELSEN	DEN	Kosmic	Star Karting	11	10:21.119	6.406	55.401	11	88,374	12
13	230	Charlie TURNER	GBR	CRG	Coles Racing	11	10:21.610	6.897	55.346	7	88,462	13
14	272	Jules COUSIN	FRA	FA Kart	DSS Kart	11	10:21.830	7.117	55.271	6	88,582	14
15	257	Ebba GRANDIN	SWE	Kosmic	Soda Kart	11	10:22.234	7.521	55.357	6	88,444	15
16	219	Andreas BACKMAN	SWE	Tonykart	Strawberry Racing	11	10:23.380	8.667	55.561	5	88,119	16
17	243	Glenn VAN PARIJS	BEL	Zanardi	Raw Racing Team	11	10:23.534	8.821	55.633	7	88,005	17
18	278	Barrie PULLINGER	GBR	Alonso	Dan Holland Racing	11	10:28.763	14.050	55.478	8	88,251	18
19	212	Jiri FORMAN	CZE	MS Kart	MS Kart Racing Team	11	10:30.390	15.677	55.503	6	88,211	19
20	227	Matija JURKOVIC	SLO	Formula K	MLM Racing KK	11	10:31.170	16.457	55.727	6	87,857	20
21	237	Sten Dorian PIIRIMAGI	EST	Tonykart	Aix Racing Team	11	10:31.309	16.596	55.587	6	88,078	21
22	270	Santeri VARIS	FIN	Tonykart	JTL Racing	11	10:31.629	16.916	55.486	6	88,238	22
23	226	Erik STILLMAN	SWE	Sodikart	Wallberg Motorsport	11	10:31.975	17.262	55.583	6	88,084	23
24	297	Jose Pedro FARIA	POR	Intrepid	OZ Racing Team	11	10:32.173	17.460	55.537	6	88,157	24
25	286	Lukasz BARTOSZUK	POL	Praga	Uniq Racing	11	10:32.709	17.996	55.422	6	88,340	25
26	229	Dzmitry KITAYEU	BLR	Intrepid	Talvar Racing	11	10:34.158	19.445	55.893	10	87,596	26
27	220	Mathias SMITH	DEN	Kosmic	Star Karting	11	10:34.409	19.696	55.699	6	87,901	27
28	283	Marco FORRER	SUI	Mach 1	Kartteam Meier	11	10:35.823	21.110	56.327	10	86,921	28
29	264	Marie BAKKAN	NOR	Birel	Kalman Motorsport	11	10:36.016	21.303	55.791	10	87,756	29
30	242	Miroslav KOVAR	CZE	MS Kart	MS Kart Racing Team	11	10:36.837	22.124	56.060	6	87,335	30
31	255	Moritz OBERHEIM	GER	PCR	Matis Motorsport	11	10:38.158	23.445	56.040	6	87,366	31
32	249	Kim Rino WEIRE	NOR	Maddox	TBA	11	10:38.828	24.115	55.943	6	87,518	32
33	282	Mart SOO	EST	Tonykart	Aix Racing Team	11	10:39.285	24.572	55.717	6	87,873	33
34	231	Christophe ADAMS	FRA	Tonykart	Sport Karting Competition	10	9:35.895	1 Lap	55.643	9	87,990	34
35	292	Adam STIRLING	GBR	Intrepid	Team TKP					0	-	35

Announcements

These results are provisional until the conclusion of any judicial and technical matters

No. 278 + 231 warning board

Started: 35 Classified: 35 Not classified: 0

No. 278 time penalty 10 sec. / reason unfair driving

Margin of Victory	Ø km/h	Best Lap Tm	km/h	Best Lap by
2.164	87,612	55.075	88,897	217 - Glen VAN DROOGENBROEC

Official Timing www.camp-company.de / www.motorsport-events.se

Orbits

Timekeeping Ingrid and Meik Wagner:

Clerk of the course Nigel Edwards:

www.mylaps.com

Steward (Chairman) Olivier Steveny:

Chief Scrutineer Paul Klaassen:

Licensed to: Motorsport Events

Printed: 31.03.2012 17:28:09

posted at: h



Rotax Euro Challenge 2012 Genk / Belgium

Rotax Seniors

Genk / Belgium 1,360 Km

RACE 12 Qualifying Heat 7 B-E

31.03.2012 14:20

Race (11 Laps) started at 14:22:35

Lap	Time of Day	Lap Tm	S1 Tm	S2 Tm	S3 Tm	Lap	Time of Day	Lap Tm	S1 Tm	S2 Tm	S3 Tm
(208) Charlie EASTWOOD						7	14:29:08.806	57.205	22.819	16.765	17.621
1	14:23:32.806	57.090	23.439	16.853	16.798	8	14:30:04.284	55.478	22.375	16.517	16.586
2	14:24:29.044	56.238	22.627	16.839	16.772	9	14:31:00.255	55.971	22.301	16.945	16.725
3	14:25:24.830	55.786	22.413	16.628	16.745	10	14:31:57.612	57.357	23.508	17.254	16.595
4	14:26:20.685	55.855	22.656	16.571	16.628	11	14:32:54.375	56.763	22.386	17.658	16.719
5	14:27:16.470	55.785	22.584	16.539	16.662	(213) Thomas BENISRI					
6	14:28:11.909	55.439	22.348	16.483	16.608	1	14:23:34.839	58.482	24.602	17.066	16.814
7	14:29:08.308	56.399	22.294	16.925	17.180	2	14:24:30.798	55.959	22.529	16.744	16.686
8	14:30:03.598	55.290	22.285	16.409	16.596	3	14:25:26.741	55.943	22.481	16.733	16.729
9	14:30:59.423	55.825	22.639	16.514	16.672	4	14:26:22.369	55.628	22.399	16.604	16.625
10	14:31:54.761	55.338	22.288	16.419	16.631	5	14:27:18.096	55.727	22.410	16.606	16.711
11	14:32:50.325	55.564	22.335	16.481	16.748	6	14:28:14.145	56.049	22.636	16.801	16.612
(228) Jack AITKEN						7	14:29:10.921	56.776	22.266	17.846	16.664
1	14:23:33.659	58.019	24.488	16.794	16.737	8	14:30:06.483	55.562	22.381	16.550	16.631
2	14:24:29.866	56.207	22.754	16.762	16.691	9	14:31:01.811	55.328	22.219	16.470	16.639
3	14:25:25.363	55.497	22.331	16.576	16.590	10	14:31:58.797	56.986	22.301	17.654	17.031
4	14:26:20.826	55.463	22.279	16.598	16.586	11	14:32:54.614	55.817	22.220	16.858	16.739
5	14:27:16.360	55.534	22.329	16.575	16.630	(217) Glen VAN DROOGENBROECK					
6	14:28:11.769	55.409	22.314	16.526	16.569	1	14:23:37.562	1:01.865	24.906	19.878	17.081
7	14:29:07.915	56.146	22.377	16.890	16.879	2	14:24:33.912	56.350	22.769	16.765	16.816
8	14:30:03.431	55.516	22.364	16.519	16.633	3	14:25:29.405	55.493	22.379	16.551	16.563
9	14:31:00.123	56.692	23.152	16.851	16.689	4	14:26:24.789	55.384	22.125	16.528	16.731
10	14:31:57.109	56.986	23.496	16.813	16.677	5	14:27:19.864	55.075	22.144	16.399	16.532
11	14:32:52.489	55.380	22.346	16.482	16.552	6	14:28:15.380	55.516	22.391	16.520	16.605
(250) Ludvig MORIN						7	14:29:12.289	56.909	22.221	16.925	17.763
1	14:23:35.564	59.748	24.857	17.961	16.930	8	14:30:07.779	55.490	22.347	16.509	16.634
2	14:24:31.626	56.062	22.421	16.821	16.820	9	14:31:02.997	55.218	22.187	16.469	16.562
3	14:25:27.643	56.017	22.527	16.693	16.797	10	14:31:58.526	55.529	22.245	16.636	16.648
4	14:26:23.161	55.518	22.256	16.552	16.710	11	14:32:54.972	56.446	22.176	17.231	17.039
5	14:27:18.813	55.652	22.241	16.666	16.745	(240) Petr BEZEL					
6	14:28:14.426	55.613	22.255	16.658	16.700	1	14:23:37.942	1:00.590	25.558	17.972	17.060
7	14:29:10.191	55.765	22.200	16.832	16.733	2	14:24:34.315	56.373	22.535	16.812	17.026
8	14:30:05.670	55.479	22.263	16.495	16.721	3	14:25:30.033	55.718	22.364	16.673	16.681
9	14:31:01.225	55.555	22.241	16.562	16.752	4	14:26:25.606	55.573	22.328	16.556	16.689
10	14:31:57.486	56.261	22.464	17.073	16.724	5	14:27:20.987	55.381	22.251	16.467	16.663
11	14:32:53.044	55.558	22.262	16.551	16.745	6	14:28:16.442	55.455	22.245	16.488	16.722
(290) Ukyo SASAHARA						7	14:29:12.429	55.987	22.215	16.517	17.255
1	14:23:33.803	57.667	24.120	16.832	16.715	8	14:30:08.102	55.673	22.480	16.523	16.670
2	14:24:30.659	56.856	22.897	17.206	16.753	9	14:31:04.156	56.054	22.695	16.647	16.712
3	14:25:27.152	56.493	22.847	16.925	16.721	10	14:31:59.733	55.577	22.328	16.484	16.753
4	14:26:22.684	55.532	22.246	16.647	16.639	11	14:32:55.212	55.479	22.244	16.488	16.747
5	14:27:18.207	55.523	22.466	16.454	16.603	(211) Shaun SLAVIN					
6	14:28:14.069	55.862	22.449	16.713	16.700	1	14:23:37.166	1:01.136	25.588	18.655	16.893
7	14:29:09.896	55.827	22.428	16.722	16.677	2	14:24:33.360	56.194	22.598	16.831	16.765
8	14:30:05.283	55.387	22.262	16.459	16.666	3	14:25:29.043	55.683	22.391	16.607	16.685
9	14:31:00.582	55.299	22.187	16.525	16.587	4	14:26:24.472	55.429	22.234	16.538	16.657
10	14:31:57.874	57.292	23.130	17.537	16.625	5	14:27:19.674	55.202	22.167	16.453	16.582
11	14:32:53.728	55.854	22.226	16.898	16.730	6	14:28:14.992	55.318	22.272	16.457	16.589
(294) Makino TADASUKE						7	14:29:13.165	58.173	22.139	17.355	16.679
1	14:23:34.313	58.495	24.248	17.341	16.906	8	14:30:09.310	56.145	22.806	16.663	16.676
2	14:24:30.543	56.230	22.498	16.819	16.913	9	14:31:04.957	55.647	22.183	16.640	16.824
3	14:25:26.909	56.366	22.902	16.790	16.674	10	14:32:00.499	55.542	22.401	16.507	16.634
4	14:26:22.480	55.571	22.370	16.530	16.671	11	14:32:55.800	55.301	22.156	16.505	16.640
5	14:27:18.495	56.015	22.741	16.597	16.677	(284) Oliver MYERS					
6	14:28:14.584	56.089	22.433	16.954	16.702	1	14:23:36.018	59.598	24.684	17.966	16.948
7	14:29:10.707	56.123	22.267	17.194	16.662	2	14:24:32.550	56.532	22.498	16.833	17.201
8	14:30:05.955	55.248	22.200	16.436	16.612	3	14:25:28.225	55.675	22.353	16.629	16.693
9	14:31:01.312	55.357	22.186	16.456	16.715	4	14:26:24.958	56.733	22.295	17.196	17.242
10	14:31:58.291	56.979	22.582	17.701	16.696	5	14:27:20.452	55.494	22.273	16.571	16.650
11	14:32:54.263	55.972	22.273	16.921	16.778	6	14:28:15.834	55.382	22.277	16.520	16.585
(278) Barrie PULLINGER						7	14:29:12.501	56.667	22.176	16.590	17.901
1	14:23:32.980	57.368	23.463	17.015	16.890	8	14:30:08.561	56.060	22.778	16.581	16.701
2	14:24:29.183	56.203	22.624	16.814	16.765	9	14:31:04.825	56.264	22.427	16.938	16.899
3	14:25:25.015	55.832	22.418	16.714	16.700	10	14:32:00.716	55.891	22.599	16.640	16.652
4	14:26:20.611	55.596	22.393	16.508	16.695	11	14:32:56.090	55.374	22.253	16.498	16.623
5	14:27:16.105	55.494	22.264	16.506	16.724	(207) Ferenc KANSCAR					
6	14:28:11.601	55.496	22.347	16.504	16.645	1	14:23:37.752	1:01.143	25.221	18.979	16.943



Rotax Euro Challenge 2012 Genk / Belgium

Rotax Seniors

Genk / Belgium 1,360 Km

RACE 12 Qualifying Heat 7 B-E

31.03.2012 14:20

Race (11 Laps) started at 14:22:35

Lap	Time of Day	Lap Tm	S1 Tm	S2 Tm	S3 Tm	Lap	Time of Day	Lap Tm	S1 Tm	S2 Tm	S3 Tm
8	14:30:19.978	57.260	22.961	17.046	17.253						
9	14:31:15.621	55.643	22.360	16.557	16.726						
10	14:32:11.507	55.886	22.582	16.612	16.692						

Timekeeping Ingrid and Meik Wagner:

Clerk of the course Nigel Edwards:

Steward (Chairman) Olivier Steveny:

Chief Scrutineer Paul Klaassen:

www.mylaps.com

Licensed to: Motorsport Events



Rotax Euro Challenge 2012 Genk / Belgium

Rotax Seniors

Genk / Belgium 1,360 Km

RACE 13 Qualifying Heat 8 A-D

31.03.2012 14:40

Race (11 Laps) started at 14:42:50

Pos	No.	Name	Nat.	Chassis	Race Team	Laps	Total Tm	Diff	Best Tm	In Lap	km/h	Points
1	205	Sean BABINGTON	GBR	Alonso	Dan Holland Racing	11	10:12.434		55.114	10	88,834	0
2	234	Ash HAND	GBR	Tonykart	Strawberry Racing	11	10:14.268	1.834	55.217	11	88,668	2
3	300	Joel AFFOLTER	NED	Gillard	PDB Racing Team	11	10:15.427	2.993	55.232	10	88,644	3
4	210	Antoine BARTHON	FRA	Alonso	Dan Holland Racing	11	10:15.601	3.167	55.404	4	88,369	4
5	232	James SINGLETON	GBR	CRG	Coles Racing	11	10:16.287	3.853	55.234	10	88,641	5
6	296	Josh HART	NZL	Birel	Kalman Motorsport	11	10:16.414	3.980	55.077	10	88,894	6
7	299	Philip MORIN	SWE	Alonso	Dan Holland Racing	11	10:16.762	4.328	55.135	10	88,800	7
8	281	Kenny VERMEYLEN	BEL	Tecno	KK Racing	11	10:17.160	4.726	55.226	10	88,654	8
9	268	Francisco MORA	POR	FA	Cabo do Mundo Kartteam	11	10:17.505	5.071	55.020	11	88,986	9
10	245	Hubert PETIT	FRA	Sodikart	Sodi Junior Team	11	10:18.288	5.854	55.457	11	88,285	10
11	236	Andy KING	GBR	Tonykart	Strawberry Racing	11	10:19.124	6.690	55.210	5	88,680	11
12	214	Michael COOL	BEL	Tonykart	Bouvin Power	11	10:19.427	6.993	55.384	5	88,401	12
13	258	Mikkel JOHNSEN	DEN	Haase	DMT Racing	11	10:20.940	8.506	55.719	5	87,869	13
14	225	Jeremie LESOUDIER	FRA	Tonykart	PKS	11	10:21.024	8.590	55.521	9	88,183	14
15	218	Nicolai NIELSEN	DEN	TBA	Star Karting	11	10:24.950	12.516	55.561	8	88,119	15
16	216	Bryan EERDEN	NED	Intrepid	Team TKP	11	10:24.969	12.535	55.550	10	88,137	16
17	267	Max RENBERG	SWE	Tonykart	Soda Kart	11	10:25.186	12.752	55.800	10	87,742	17
18	261	Stephane KOX	NED	Formula K	Formula K Europe	11	10:25.840	13.406	55.567	9	88,110	18
19	287	Jesper LINDH	SWE	Kosmic	West Speed	11	10:27.827	15.393	55.901	8	87,583	19
20	293	Sandor JAKAB	SVK	Birel	Kalman Motorsport	11	10:28.176	15.742	55.711	9	87,882	20
21	244	Eva BENES	FRA	Kosmic	PKS	11	10:28.404	15.970	55.301	8	88,534	21
22	256	Jannie JOHANSEN	DEN	Tonykart	RS Competition	11	10:28.781	16.347	55.730	9	87,852	22
23	301	Jonathan JOHANSSON	SWE	Gillard	PDB Racing Team	11	10:29.136	16.702	55.507	10	88,205	23
24	266	Petr FULIN	CZE	MS Kart	MS Kart Racing Team	11	10:29.408	16.974	55.720	8	87,868	24
25	273	Jonas FORS	SWE	Tonykart	Soda Kart	11	10:29.588	17.154	55.759	11	87,806	25
26	253	Guillaume PLASSIER	FRA	Alonso	RM Concept	11	10:30.017	17.583	55.361	11	88,438	26
27	289	Carlos PINTO	POR	Intrepid	OZ Racing Team	11	10:31.831	19.397	55.616	10	88,032	27
28	280	Brandon NILSSON	SWE	Expriit	Brandon Racing	11	10:32.709	20.275	55.872	11	87,629	28
29	288	Cecile MARTINI	FRA	Sodikart	Martini Racing Kart	11	10:34.035	21.601	56.139	10	87,212	29
30	279	Juuso KAUKELIN	FIN	Tonykart	JTL Racing	11	10:35.084	22.650	56.052	8	87,347	30
31	295	Sandra ANDERSSON	SWE	Energy	Energy Team Sweden	11	10:37.606	25.172	56.277	10	86,998	31
32	298	David RYCHTAR	CZE	Birel	Gregor Racing	11	10:40.768	28.334	56.835	11	86,144	32
33	277	Sam BRABHAM	GBR	Alonso	Dan Holland Racing	11	10:47.284	34.850	56.233	11	87,066	33
34	269	John FRIBERG	SWE	Tonykart	Soda Kart	7	6:52.073	4 Laps	55.831	5	87,693	34
35	274	Mick NOLTEN	NED	Birel	KSG Racing	6	5:54.643	5 Laps	56.662	6	86,407	35
36	262	Alex ENGBLOM	SWE	Tonykart	Soda Kart	4	4:06.514	7 Laps	57.209	4	85,581	36

Announcements

These results are provisional until the conclusion of any judicial and technical matters

Started: 36 Classified: 36 Not classified: 0

Margin of Victory	Ø km/h	Best Lap Tm	km/h	Best Lap by
1.834	87,938	55.020	88,986	268 - Francisco MORA

Official Timing www.camp-company.de / www.motorsport-events.se

Orbits

Timekeeping Ingrid and Meik Wagner:

Clerk of the course Nigel Edwards:

www.mylaps.com

Steward (Chairman) Olivier Steveny:

Chief Scrutineer Paul Klaassen:

Licensed to: Motorsport Events

Printed: 31.03.2012 14:55:05

posted at:

h



Rotax Euro Challenge 2012 Genk / Belgium

Rotax Seniors

Genk / Belgium 1,360 Km

RACE 13 Qualifying Heat 8 A-D

31.03.2012 14:40

Race (11 Laps) started at 14:42:50

Lap	Time of Day	Lap Tm	S1 Tm	S2 Tm	S3 Tm	Lap	Time of Day	Lap Tm	S1 Tm	S2 Tm	S3 Tm
(274) Mick NOLTEN											
1	14:43:58.481	1:06.071	30.259	18.395	17.417						
2	14:44:56.582	58.101	24.084	17.051	16.966						
3	14:45:54.462	57.880	22.728	18.307	16.845						
4	14:46:51.317	56.855	23.026	16.785	17.044						
5	14:47:48.337	57.020	22.895	17.248	16.877						
6	14:48:44.999	56.662	22.830	17.103	16.729						
(262) Alex ENGBLOM											
1	14:43:57.894	1:05.846	29.891	17.720	18.235						
2	14:44:55.452	57.558	23.321	17.410	16.827						
3	14:45:59.661	1:04.209	23.207	23.218	17.784						
4	14:46:56.870	57.209	23.205	17.061	16.943						

Timekeeping Ingrid and Meik Wagner:

Clerk of the course Nigel Edwards:

Steward (Chairman) Olivier Steveny:

Chief Scrutineer Paul Klaassen:

www.mylaps.com

Licensed to: Motorsport Events



Rotax Euro Challenge 2012 Genk / Belgium

Rotax Seniors Genk / Belgium 1,360 Km

RACE 15 Qualifying Heat 9 C-E -NEW- 31.03.2012 15:40

Race (11 Laps) started at 15:42:36

Pos	No.	Name	Nat.	Chassis	Race Team	Laps	Total Tm	Diff	Best Tm	In Lap	km/h	Points
1	203	Edward BRAND	GBR	Formula K	Formula K Europe	11	10:13.436		55.144	6	88,786	0
2	254	Harrison SCOTT	GBR	Tonykart	Strawberry Racing	11	10:14.118	0.682	55.339	6	88,473	2
3	278	Barrie PULLINGER	GBR	Alonso	Dan Holland Racing	11	10:14.259	0.823	55.231	10	88,646	3
4	224	Aavo TALVAR	EST	Intrepid	Talvar Racing	11	10:16.665	3.229	55.386	5	88,398	4
5	217	Glen VAN DROOGENBROEC	BEL	Tonykart	Bouvin Power	11	10:16.702	3.266	55.406	10	88,366	5
6	221	Jesse LAZARE	CAN	Intrepid	Chapman Racing TKP	11	10:17.567	4.131	55.372	5	88,420	6
7	238	Alexandre FINKELSTEIN	FRA	Tonykart	MD Competition	11	10:18.348	4.912	55.470	6	88,264	7
8	272	Jules COUSIN	FRA	FA Kart	DSS Kart	11	10:18.516	5.080	55.586	6	88,080	8
9	294	Makino TADASUKE	JPN	Birel	Kalman Motorsport	11	10:18.936	5.500	55.302	11	88,532	9
10	241	Pierre AUVRAY	FRA	FA Kart	DSS Kart	11	10:19.809	6.373	55.572	5	88,102	10
11	212	Jiri FORMAN	CZE	MS Kart	MS Kart Racing Team	11	10:19.902	6.466	55.588	9	88,077	11
12	239	Joel JOHANSSON	SWE	Energy	Energy Team Sweden	11	10:20.026	6.590	55.613	8	88,037	12
13	240	Petr BEZEL	CZE	MS Kart	MS Kart Racing Team	11	10:20.557	7.121	55.620	8	88,026	13
14	237	Sten Dorian PIIRIMAGI	EST	Tonykart	Aix Racing Team	11	10:22.288	8.852	55.942	7	87,519	14
15	260	Bas DE LAAT	NED	Exprit	van Galen Racing	11	10:22.425	8.989	55.785	8	87,766	15
16	252	Juuso PYKALAINEN	FIN	Tonykart	MPT Racing	11	10:24.597	11.161	55.845	5	87,671	16
17	243	Glenn VAN PARIJS	BEL	Zanardi	Raw Racing Team	11	10:24.753	11.317	55.844	11	87,673	17
18	226	Erik STILLMAN	SWE	Sodikart	Wallberg Motorsport	11	10:25.436	12.000	55.784	8	87,767	18
19	292	Adam STIRLING	GBR	Intrepid	Team TKP	11	10:25.652	12.216	55.950	5	87,507	19
20	233	Manon CHAVAGNE	NED	Topkart	Slangen Karting	11	10:26.660	13.224	55.853	10	87,659	20
21	259	Nicolas PICOT	FRA	Sodikart	Kart Pro Racing	11	10:26.741	13.305	55.536	10	88,159	21
22	230	Charlie TURNER	GBR	CRG	Coles Racing	11	10:26.990	13.554	55.388	11	88,395	22
23	275	Benjamin KARLOG	DEN	Tonykart	RS Competition	11	10:27.808	14.372	55.789	11	87,759	23
24	284	Oliver MYERS	GBR	Tonykart	Coles Racing	11	10:27.849	14.413	55.633	7	88,005	24
25	291	Lars JOOSTEN	GER	Tonykart	Hugo Motorsport	11	10:28.429	14.993	55.653	11	87,974	25
26	270	Santeri VARIS	FIN	Tonykart	JTL Racing	11	10:28.984	15.548	55.730	6	87,852	26
27	219	Andreas BACKMAN	SWE	Tonykart	Strawberry Racing	11	10:30.856	17.420	55.743	11	87,832	27
28	242	Miroslav KOVAR	CZE	MS Kart	MS Kart Racing Team	11	10:32.345	18.909	56.142	6	87,207	28
29	265	Sebastien DUBOIS	FRA	Kosmic	Kart Pro Racing	11	10:32.694	19.258	56.032	5	87,379	29
30	246	Sabedin Berat TURKER	TUR	Formula K	Protrain Racing	11	10:32.823	19.387	56.317	11	86,936	30
31	286	Lukasz BARTOSZUK	POL	Praga	Uniq Racing	11	10:33.718	20.282	55.765	9	87,797	31
32	249	Kim Rino WEIRE	NOR	Maddox	TBA	11	10:35.147	21.711	56.163	8	87,175	32
33	276	Sebastian MICHELS	GER	Intrepid	Kartteam Kreutz	11	10:36.614	23.178	56.587	10	86,522	33
34	247	Aleksanteri HUOVINEN	FIN	Corsa	Prospeed	11	10:52.432	38.996	58.169	10	84,169	34
35	263	Henry EASTHOPE	GBR	Sodikart	Sodikart Junior Team					0	-	35

Announcements

These results are provisional until the conclusion of any judicial and technical matters
 No.221 + 219 warning board
 Started: 35 Classified: 35 Not classified: 0
 No. 284 time penalty 10 sec. / reason unfair driving

Margin of Victory	Ø km/h	Best Lap Tm	km/h	Best Lap by
0.682	87,794	55.144	88,786	203 - Edward BRAND

Timekeeping Ingrid and Meik Wagner: Clerk of the course Nigel Edwards: www.mylaps.com
 Steward (Chairman) Olivier Steveny: Chief Scrutineer Paul Klaassen: Licensed to: Motorsport Events
 Printed: 31.03.2012 19:17:30 posted at: h



Rotax Euro Challenge 2012 Genk / Belgium

Rotax Seniors

Genk / Belgium 1,360 Km

RACE 15 Qualifying Heat 9 C-E

31.03.2012 15:40

Race (11 Laps) started at 15:42:36

Lap	Time of Day	Lap Tm	S1 Tm	S2 Tm	S3 Tm	Lap	Time of Day	Lap Tm	S1 Tm	S2 Tm	S3 Tm
8	15:50:34.069	58.694	23.753	17.418	17.523						
9	15:51:32.467	58.398	23.648	17.312	17.438						
10	15:52:30.636	58.169	23.458	17.246	17.465						
11	15:53:29.366	58.730	23.845	17.362	17.523						

Timekeeping Ingrid and Meik Wagner:

Clerk of the course Nigel Edwards:

Steward (Chairman) Olivier Steveny:

Chief Scrutineer Paul Klaassen:

www.mylaps.com

Licensed to: Motorsport Events



Rotax Euro Challenge 2012 Genk / Belgium

Rotax Seniors Genk / Belgium 1,360 Km

RACE 16 Qualifying Heat10 B-D **-NEW-** 31.03.2012 16:00

Race (11 Laps) started at 16:02:43

Pos	No.	Name	Nat.	Chassis	Race Team	Laps	Total Tm	Diff	Best Tm	In Lap	km/h	Points
1	208	Charlie EASTWOOD	IRL	Formula K	Protrain Racing	11	10:15.308		55.371	11	88,422	0
2	234	Ash HAND	GBR	Tonykart	Strawberry Racing	11	10:15.849	0.541	55.238	11	88,635	2
3	296	Josh HART	NZL	Birel	Kalman Motorsport	11	10:16.144	0.836	55.131	11	88,807	3
4	300	Joel AFFOLTER	NED	Gillard	PDB Racing Team	11	10:16.575	1.267	55.301	11	88,534	4
5	290	Ukyo SASAHARA	JPN	DR	VPDR	11	10:16.967	1.659	55.263	11	88,595	5
6	210	Antoine BARTHON	FRA	Alonso	Dan Holland Racing	11	10:17.774	2.466	55.392	7	88,388	6
7	297	Jose Pedro FARIA	POR	Intrepid	OZ Racing Team	11	10:18.816	3.508	55.404	9	88,369	7
8	213	Thomas BENISRI	FRA	Sodikart	Win Max	11	10:18.922	3.614	55.290	7	88,551	8
9	223	Jacob NIELSEN	DEN	Kosmic	Star Karting	11	10:18.986	3.678	55.378	10	88,411	9
10	236	Andy KING	GBR	Tonykart	Strawberry Racing	11	10:19.376	4.068	55.143	7	88,787	10
11	214	Michael COOL	BEL	Tonykart	Bouvin Power	11	10:19.545	4.237	55.384	10	88,401	11
12	253	Guillaume PLASSIER	FRA	Alonso	RM Concept	11	10:20.004	4.696	55.306	7	88,526	12
13	244	Eva BENES	FRA	Kosmic	PKS	11	10:20.536	5.228	55.534	9	88,162	13
14	250	Ludvig MORIN	SWE	Kosmic	Soda Kart	11	10:21.482	6.174	55.513	9	88,196	14
15	211	Shaun SLAVIN	GBR	Formula K	Formula K Europe	11	10:23.048	7.740	55.465	11	88,272	15
16	227	Matija JURKOVIC	SLO	Formula K	MLM Racing KK	11	10:23.446	8.138	55.422	10	88,340	16
17	225	Jeremie LESOUDIER	FRA	Tonykart	PKS	11	10:24.907	9.599	55.596	11	88,064	17
18	207	Ferenc KANSAR	HUN	Birel	Kalman Motorsport	11	10:25.306	9.998	55.451	10	88,294	18
19	289	Carlos PINTO	POR	Intrepid	OZ Racing Team	11	10:27.453	12.145	55.798	11	87,745	19
20	228	Jack AITKEN	GBR	Formula K	Protrain Racing	11	10:28.102	12.794	55.224	7	88,657	20
21	266	Petr FULIN	CZE	MS Kart	MS Kart Racing Team	11	10:28.323	13.015	55.801	9	87,740	21
22	261	Stephane KOX	NED	Formula K	Formula K Europe	11	10:29.547	14.239	55.653	11	87,974	22
23	256	Jannie JOHANSEN	DEN	Tonykart	RS Competition	11	10:30.061	14.753	55.921	8	87,552	23
24	262	Alex ENGBLOM	SWE	Tonykart	Soda Kart	11	10:30.529	15.221	56.144	10	87,204	24
25	257	Ebba GRANDIN	SWE	Kosmic	Soda Kart	11	10:30.914	15.606	55.646	9	87,985	25
26	273	Jonas FORS	SWE	Tonykart	Soda Kart	11	10:31.388	16.080	55.895	8	87,593	26
27	220	Mathias SMITH	DEN	Kosmic	Star Karting	11	10:31.525	16.217	55.826	8	87,701	27
28	264	Marie BAKKAN	NOR	Birel	Kalman Motorsport	11	10:31.671	16.363	56.051	11	87,349	28
29	231	Christophe ADAMS	FRA	Tonykart	Sport Karting Competition	11	10:32.068	16.760	55.803	10	87,737	29
30	280	Brandon NILSSON	SWE	Exprit	Brandon Racing	11	10:32.355	17.047	55.854	8	87,657	30
31	229	Dzmitry KITAYEU	BLR	Intrepid	Talvar Racing	11	10:33.815	18.507	55.985	11	87,452	31
32	255	Moritz OBERHEIM	GER	PCR	Matis Motorsport	11	10:34.692	19.384	56.058	11	87,338	32
33	283	Marco FORRER	SUI	Mach 1	Kartteam Meier	11	10:35.098	19.790	56.201	11	87,116	33
34	288	Cecile MARTINI	FRA	Sodikart	Martini Racing Kart	11	10:35.516	20.208	56.338	9	86,904	34
35	298	David RYCHTAR	CZE	Birel	Gregor Racing	11	10:36.571	21.263	56.382	6	86,836	35
36	282	Mart SOO	EST	Tonykart	Aix Racing Team	11	10:36.660	21.352	55.745	9	87,829	36

Announcements

These results are provisional until the conclusion of any judicial and technical matters
 No. 257 + 228 + 273 warning board
 Started: 36 Classified: 36 Not classified: 0
 No. 228 time penalty 10 sec. / reason unfair driving

Margin of Victory	Ø km/h	Best Lap Tm	km/h	Best Lap by
0.541	87,527	55.131	88,807	296 - Josh HART

Timekeeping Ingrid and Meik Wagner: Clerk of the course Nigel Edwards: www.mylaps.com

Steward (Chairman) Olivier Steveny: Chief Scrutineer Paul Klaassen: Licensed to: Motorsport Events



Rotax Euro Challenge 2012 Genk / Belgium

Rotax Seniors

Genk / Belgium 1,360 Km

RACE 16 Qualifying Heat10 B-D

31.03.2012 16:00

Race (11 Laps) started at 16:02:43

Lap	Time of Day	Lap Tm	S1 Tm	S2 Tm	S3 Tm	Lap	Time of Day	Lap Tm	S1 Tm	S2 Tm	S3 Tm
8	16:10:30.296	56.852	22.966	17.031	16.855						
9	16:11:26.634	56.338	22.653	16.819	16.866						
10	16:12:23.077	56.443	22.796	16.789	16.858						
11	16:13:19.494	56.417	22.757	16.826	16.834						

(298) David RYCHTAR

1	16:03:52.219	1:04.721	26.917	20.235	17.569
2	16:04:50.687	58.468	23.042	18.299	17.127
3	16:05:47.392	56.705	22.763	16.957	16.985
4	16:06:44.490	57.098	22.709	16.823	17.566
5	16:07:41.026	56.536	22.819	16.786	16.931
6	16:08:37.408	56.382	22.670	16.826	16.886
7	16:09:34.287	56.879	22.631	16.893	17.355
8	16:10:30.749	56.462	22.628	16.920	16.914
9	16:11:27.199	56.450	22.675	16.884	16.891
10	16:12:23.725	56.526	22.763	16.835	16.928
11	16:13:20.549	56.824	22.812	16.865	17.147

(282) Mart SOO

1	16:03:52.112	1:05.707	29.229	19.089	17.389
2	16:04:56.478	1:04.366	23.051	24.177	17.138
3	16:05:52.872	56.394	22.678	16.795	16.921
4	16:06:49.072	56.200	22.584	16.721	16.895
5	16:07:45.157	56.085	22.609	16.638	16.838
6	16:08:41.283	56.126	22.551	16.741	16.834
7	16:09:37.286	56.003	22.512	16.674	16.817
8	16:10:33.104	55.818	22.433	16.632	16.753
9	16:11:28.849	55.745	22.412	16.583	16.750
10	16:12:24.623	55.774	22.490	16.619	16.665
11	16:13:20.638	56.015	22.297	16.663	17.055



Rotax Euro Challenge 2012

Rotax Max Seniors

Genk / Belgium

Ranking after Heats

Pos.	No.	Name	Nat.	Chassis	Race Team	QP	Points	Diff.	A-B	C-D	A-E	B-C	D-E	A-C	B-E	A-D	C-E	B-D
1	205	Sean BABINGTON	GBR	Alonso	Dan Holland Racing	1	0		0	--	0	--	--	0	--	0	--	--
2	208	Charlie EASTWOOD	IRL	Formula K	Protrain Racing	7	2	-2	2	--	--	0	--	--	0	--	--	0
3	234	Ash HAND	GBR	Tonykart	Strawberry Racing	4	6	-6	--	2	--	--	0	--	--	2	--	2
4	203	Edward BRAND	GBR	Formula K	Formula K Europe	8	8	-8	--	3	--	2	--	3	--	--	0	--
5	254	Harrison SCOTT	GBR	Tonykart	Strawberry Racing	3	14	-14	--	7	--	3	--	2	--	--	2	--
6	210	Antoine BARTHON	FRA	Alonso	Dan Holland Racing	14	14	-14	--	0	--	--	4	--	--	4	--	6
7	232	James SINGLETON	GBR	CRG	Coles Racing	11	16	-16	3	--	4	--	--	4	--	5	--	--
8	296	Josh HART	NZL	Birel	Kalman Motorsport	19	17	-17	--	5	--	--	3	--	--	6	--	3
9	299	Philip MORIN	SWE	Alonso	Dan Holland Racing	6	19	-19	4	--	3	--	--	5	--	7	--	--
10	300	Joel AFFOLTER	NED	Gillard	PDB Racing Team	9	21	-21	--	6	--	--	8	--	--	3	--	4
11	217	Glen VAN DROOGENB	BEL	Tonykart	Bouvin Power	10	24	-24	--	--	5	--	7	--	7	--	5	--
12	278	Barrie PULLINGER	GBR	Alonso	Dan Holland Racing	5	25	-25	--	--	2	--	2	--	18	--	3	--
13	294	Makino TADASUKE	JPN	Birel	Kalman Motorsport	15	25	-25	--	--	6	--	5	--	5	--	9	--
14	213	Thomas BENISRI	FRA	Sodikart	Win Max	37	27	-27	6	--	--	7	--	--	6	--	--	8
15	221	Jesse LAZARE	CAN	Intrepid	Chapman Racing TKP	28	28	-28	--	4	--	10	--	8	--	--	6	--
16	238	Alexandre FINKELSTEI	FRA	Tonykart	MD Competition	13	30	-30	--	11	--	6	--	6	--	--	7	--
17	245	Hubert PETIT	FRA	Sodikart	Sodi Junior Team	26	32	-32	7	--	8	--	--	7	--	10	--	--
18	250	Ludvig MORIN	SWE	Kosmic	Soda Kart	12	33	-33	12	--	--	4	--	--	3	--	--	14
19	281	Kenny VERMEYLEN	BEL	Tecno	KK Racing	31	34	-34	8	--	9	--	--	9	--	8	--	--
20	224	Aavo TALVAR	EST	Intrepid	Talvar Racing	18	41	-41	--	9	--	8	--	20	--	--	4	--
21	272	Jules COUSIN	FRA	FA Kart	DSS Kart	35	42	-42	--	--	10	--	10	--	14	--	8	--
22	214	Michael COOL	BEL	Tonykart	Bouvin Power	34	44	-44	--	10	--	--	11	--	--	12	--	11
23	236	Andy KING	GBR	Tonykart	Strawberry Racing	29	45	-45	--	18	--	--	6	--	--	11	--	10
24	211	Shaun SLAVIN	GBR	Formula K	Formula K Europe	22	47	-47	18	--	--	5	--	--	9	--	--	15
25	212	Jiri FORMAN	CZE	MS Kart	MS Kart Racing Team	20	50	-50	--	--	11	--	9	--	19	--	11	--
26	258	Mikkel JOHNSEN	DEN	Haase	DMT Racing	21	53	-53	9	--	20	--	--	11	--	13	--	--
27	239	Joel JOHANSSON	SWE	Energy	Energy Team Sweden	43	59	-59	--	19	--	13	--	15	--	--	12	--
28	227	Matija JURKOVIC	SLO	Formula K	MLM Racing KK	47	59	-59	11	--	--	12	--	--	20	--	--	16
Position 1 -28 qualified for Prefinal																		
29	259	Nicolas PICOT	FRA	Sodikart	Kart Pro Racing	48	59	-59	--	14	--	11	--	13	--	--	21	--
30	230	Charlie TURNER	GBR	CRG	Coles Racing	25	60	-60	--	--	13	--	12	--	13	--	22	--
31	297	Jose Pedro FARIA	POR	Intrepid	QZ Racing Team	52	60	-60	15	--	--	14	--	--	24	--	--	7
32	240	Petr BEZEL	CZE	MS Kart	MS Kart Racing Team	80	61	-61	--	--	26	--	14	--	8	--	13	--
33	244	Eva BENES	FRA	Kosmic	PKS	24	62	-62	--	15	--	--	13	--	--	21	--	13
34	263	Henry EASTHOPE	GBR	Sodikart	Sodikart Junior Team	33	62	-62	--	8	--	9	--	10	--	--	35	--
35	207	Ferenc KANSCAR	HUN	Birel	Kalman Motorsport	42	62	-62	17	--	--	16	--	--	11	--	--	18
36	228	Jack AITKEN	GBR	Formula K	Protrain Racing	2	65	-65	5	--	--	38	--	--	2	--	--	20
37	260	Bas DE LAAT	NED	Expriit	van Galen Racing	23	67	-67	--	16	--	24	--	12	--	--	15	--
38	290	Ukyo SASAHARA	JPN	DR	VPDR	27	67	-67	38	--	--	20	--	--	4	--	--	5
39	216	Bryan EERDEN	NED	Intrepid	Team TKP	41	67	-67	10	--	18	--	--	23	--	16	--	--
40	267	Max RENBERG	SWE	Tonykart	Soda Kart	46	67	-67	16	--	17	--	--	17	--	17	--	--
41	218	Nicolai NIELSEN	DEN	TBA	Star Karting	71	67	-67	21	--	15	--	--	16	--	15	--	--
42	284	Oliver MYERS	GBR	Tonykart	Coles Racing	45	73	-73	--	--	12	--	27	--	10	--	24	--
43	269	John FRIBERG	SWE	Tonykart	Soda Kart	51	75	-75	13	--	14	--	--	14	--	34	--	--
44	268	Francisco MORA	POR	FA	Cabo do Mundo Kartteam	16	76	-76	35	--	7	--	--	25	--	9	--	--
45	257	Ebba GRANDIN	SWE	Kosmic	Soda Kart	32	76	-76	14	--	--	22	--	--	15	--	--	25

 These results are provisional until the conclusion of any judicial and technical matters

Clerk of the course Nigel Edwards:

Stewards (Chairman) Olivier Stevany:

Timekeeping Ingrid/Meik Wagner:

Scrutineer Paul Klaassen:

Printed: 31.03.2012 20:08

Posted at: h



Rotax Euro Challenge 2012

Rotax Max Seniors

Genk / Belgium

Ranking after Heats

Pos.	No.	Name	Nat.	Chassis	Race Team	QP	Points	Diff.	A-B	C-D	A-E	B-C	D-E	A-C	B-E	A-D	C-E	B-D
46	241	Pierre AUVRAY	FRA	FA Kart	DSS Kart	38	76	-76	--	13	--	15	--	38	--	--	10	--
47	223	Jacob NIELSEN	DEN	Kosmic	Star Karting	17	81	-81	22	--	--	38	--	--	12	--	--	9
48	225	Jeremie LESOUDIER	FRA	Tonykart	PKS	44	83	-83	--	17	--	--	35	--	--	14	--	17
49	237	Sten Dorian PIIRIMAGI	EST	Tonykart	Aix Racing Team	30	85	-85	--	--	34	--	16	--	21	--	14	--
50	243	Glenn VAN PARIJS	BEL	Zanardi	Raw Racing Team	60	85	-85	--	--	28	--	23	--	17	--	17	--
51	253	Guillaume PLASSIER	FRA	Alonso	RM Concept	39	87	-87	--	34	--	--	15	--	--	26	--	12
52	293	Sandor JAKAB	SVK	Birel	Kalman Motorsport	36	88	-88	19	--	16	--	--	33	--	20	--	--
53	270	Santeri VARIS	FIN	Tonykart	JTL Racing	70	88	-88	--	--	21	--	19	--	22	--	26	--
54	262	Alex ENGBLOM	SWE	Tonykart	Soda Kart	54	89	-89	--	12	--	--	17	--	--	36	--	24
55	261	Stephane KOX	NED	Formula K	Formula K Europe	49	90	-90	--	29	--	--	21	--	--	18	--	22
56	287	Jesper LINDH	SWE	Kosmic	West Speed	81	91	-91	23	--	23	--	--	26	--	19	--	--
57	252	Juuso PYKALAINEN	FIN	Tonykart	MPT Racing	58	92	-92	--	24	--	21	--	31	--	--	16	--
58	292	Adam STIRLING	GBR	Intrepid	Team TKP	55	94	-94	--	--	22	--	18	--	35	--	19	--
59	289	Carlos PINTO	POR	Intrepid	QZ Racing Team	69	95	-95	--	20	--	--	29	--	--	27	--	19
60	219	Andreas BACKMAN	SWE	Tonykart	Strawberry Racing	50	96	-96	--	--	33	--	20	--	16	--	27	--
61	256	Jannie JOHANSEN	DEN	Tonykart	RS Competition	74	96	-96	--	26	--	--	25	--	--	22	--	23
62	226	Erik STILLMAN	SWE	Sodikart	Wallberg Motorsport	75	96	-96	--	--	24	--	31	--	23	--	18	--
Position 29-62 qualified for Second Chance Heat // From position 63 qualified for Consolation Race																		
63	273	Jonas FORS	SWE	Tonykart	Soda Kart	79	97	-97	--	22	--	--	24	--	--	25	--	26
64	291	Lars JOOSTEN	GER	Tonykart	Hugo Motorsport	63	99	-99	--	23	--	32	--	19	--	--	25	--
65	275	Benjamin KARLOG	DEN	Tonykart	RS Competition	68	99	-99	--	35	--	23	--	18	--	--	23	--
66	231	Christophe ADAMS	FRA	Tonykart	Sport Karting Competition	62	100	-100	20	--	--	17	--	--	34	--	--	29
67	233	Manon CHAVAGNE	NED	Topkart	Slangen Karting	73	100	-100	--	25	--	33	--	22	--	--	20	--
68	266	Petr FULIN	CZE	MS Kart	MS Kart Racing Team	59	102	-102	--	31	--	--	26	--	--	24	--	21
69	220	Mathias SMITH	DEN	Kosmic	Star Karting	67	102	-102	29	--	--	19	--	--	27	--	--	27
70	265	Sebastien DUBOIS	FRA	Kosmic	Kart Pro Racing	78	102	-102	--	27	--	18	--	28	--	--	29	--
71	280	Brandon NILSSON	SWE	Exprit	Brandon Racing	64	107	-107	--	21	--	--	28	--	--	28	--	30
72	301	Jonathan JOHANSSON	SWE	Gillard	PDB Racing Team	56	110	-110	28	--	25	--	--	34	--	23	--	--
73	274	Mick NOLTEN	NED	Birel	KSG Racing	76	111	-111	30	--	19	--	--	27	--	35	--	--
74	246	Sabedin Berat TURKER	TUR	Formula K	Protrain Racing	53	113	-113	--	36	--	26	--	21	--	--	30	--
75	255	Moritz OBERHEIM	GER	PCR	Matis Motorsport	57	113	-113	25	--	--	25	--	--	31	--	--	32
76	264	Marie BAKKAN	NOR	Birel	Kalman Motorsport	82	114	-114	27	--	--	30	--	--	29	--	--	28
77	286	Lukasz BARTOSZUK	POL	Praga	Uniq Racing	40	116	-116	--	--	38	--	22	--	25	--	31	--
78	229	Dzmitry KITAYEU	BLR	Intrepid	Talvar Racing	77	117	-117	33	--	--	27	--	--	26	--	--	31
79	279	Juuso KAUKELIN	FIN	Tonykart	JTL Racing	86	117	-117	31	--	27	--	--	29	--	30	--	--
80	295	Sandra ANDERSSON	SWE	Energy	Energy Team Sweden	66	119	-119	34	--	30	--	--	24	--	31	--	--
81	242	Miroslav KOVAR	CZE	MS Kart	MS Kart Racing Team	65	120	-120	--	--	29	--	33	--	30	--	28	--
82	277	Sam BRABHAM	GBR	Alonso	Dan Holland Racing	61	121	-121	24	--	32	--	--	32	--	33	--	--
83	283	Marco FORRER	SUI	Mach 1	Kartteam Meier	87	122	-122	32	--	--	29	--	--	28	--	--	33
84	282	Mart SOO	EST	Tonykart	Aix Racing Team	72	123	-123	26	--	--	28	--	--	33	--	--	36
85	276	Sebastian MICHELS	GER	Intrepid	Kartteam Kreutz	83	124	-124	--	30	--	31	--	30	--	--	33	--
86	249	Kim Rino WEIRE	NOR	Maddox	TBA	85	125	-125	--	--	31	--	30	--	32	--	32	--
87	288	Cecile MARTINI	FRA	Sodikart	Martini Racing Kart	84	127	-127	--	32	--	--	32	--	--	29	--	34
88	247	Aleksanteri HUOVINEN	FIN	Corsa	Prospeed	88	133	-133	--	28	--	34	--	37	--	--	34	--
89	298	David RYCHTAR	CZE	Birel	Gregor Racing	89	134	-134	--	33	--	--	34	--	--	32	--	35

----- These results are provisional until the conclusion of any judicial and technical matters -----

Clerk of the course Nigel Edwards:

Stewards (Chairman) Olivier Steveny:

Timekeeping Ingrid/Meik Wagner:

Scrutineer Paul Klaassen:

Rotax Euro Challenge 2012
 Class: Rotax Max Seniors
 Date/Time: 01.04.2012 10:00

Track: Genk / Belgium
 Heat: Second Chance Heat
 Laps: 11

Edition 1

Jannie JOHANSEN	256	Points 96 Quali Rank 74	17	Erik STILLMAN	226	Points 96 Quali Rank 75
	33				34	
Carlos PINTO	289	Points 95 Quali Rank 69	16	Andreas BACKMAN	219	Points 96 Quali Rank 50
	31				32	
Juuso PYKALAINEN	252	Points 92 Quali Rank 58	15	Adam STIRLING	292	Points 94 Quali Rank 55
	29				30	
Stephane KOX	261	Points 90 Quali Rank 49	14	Jesper LINDH	287	Points 91 Quali Rank 81
	27				28	
Santeri VARIS	270	Points 88 Quali Rank 70	13	Alex ENGBLOM	262	Points 89 Quali Rank 54
	25				26	
Guillaume PLASSIER	253	Points 87 Quali Rank 39	12	Sandor JAKAB	293	Points 88 Quali Rank 36
	23				24	
Sten Dorian PIIRIMAGI	237	Points 85 Quali Rank 30	11	Glenn VAN PARIJS	243	Points 85 Quali Rank 60
	21				22	
Jacob NIELSEN	223	Points 81 Quali Rank 17	10	Jeremie LESOUDIER	225	Points 83 Quali Rank 44
	19				20	
Ebba GRANDIN	257	Points 76 Quali Rank 32	9	Pierre AUVRAY	241	Points 76 Quali Rank 38
	17				18	
John FRIBERG	269	Points 75 Quali Rank 51	8	Francisco MORA	268	Points 76 Quali Rank 16
	15				16	
Nicolai NIELSEN	218	Points 67 Quali Rank 71	7	Oliver MYERS	284	Points 73 Quali Rank 45
	13				14	
Bryan EERDEN	216	Points 67 Quali Rank 41	6	Max RENBERG	267	Points 67 Quali Rank 46
	11				12	
Bas DE LAAT	260	Points 67 Quali Rank 23	5	Ukyo SASAHARA	290	Points 67 Quali Rank 27
	9				10	
Ferenc KANSCAR	207	Points 62 Quali Rank 42	4	Jack AITKEN	228	Points 65 Quali Rank 2
	7				8	
Eva BENES	244	Points 62 Quali Rank 24	3	Henry EASTHOPE	263	Points 62 Quali Rank 33
	5				6	
Jose Pedro FARIA	297	Points 60 Quali Rank 52	2	Petr BEZEL	240	Points 61 Quali Rank 80
	3				4	
Nicolas PICOT	259	Points 59 Quali Rank 48	1	Charlie TURNER	230	Points 60 Quali Rank 25
	1				2	

Pole Position

Clerk of the course Nigel Edwards:
 Stewards (Chairman) Olivier Steveny:

Scrutineer Paul Klaassen:
 Timekeeping Ingrid/Meik Wagner:

posted at: h

These results are provisional until the conclusion of any judicial and technical matters

printed 31.03.2012 19:32

Rotax Euro Challenge 2012
 Class: Rotax Max Seniors
 Date/Time: 01.04.2012 10:40

Track: Genk / Belgium
 Heat: Consolation Race
 Laps: 11

Edition 1

David RYCHTAR	298	Points 134 Quali Rank 89	14			Points Quali Rank x
	27				28	
Cecile MARTINI	288	Points 127 Quali Rank 84	13	Aleksanteri HUOVINEN	247	Points 133 Quali Rank 88
	25				26	
Sebastian MICHELS	276	Points 124 Quali Rank 83	12	Kim Rino WEIRE	249	Points 125 Quali Rank 85
	23				24	
Marco FORRER	283	Points 122 Quali Rank 87	11	Mart SOO	282	Points 123 Quali Rank 72
	21				22	
Miroslav KOVAR	242	Points 120 Quali Rank 65	10	Sam BRABHAM	277	Points 121 Quali Rank 61
	19				20	
Juuso KAUKELIN	279	Points 117 Quali Rank 86	9	Sandra ANDERSSON	295	Points 119 Quali Rank 66
	17				18	
Lukasz BARTOSZUK	286	Points 116 Quali Rank 40	8	Dzmitry KITAYEU	229	Points 117 Quali Rank 77
	15				16	
Moritz OBERHEIM	255	Points 113 Quali Rank 57	7	Marie BAKKAN	264	Points 114 Quali Rank 82
	13				14	
Mick NOLTEN	274	Points 111 Quali Rank 76	6	Sabedin Berat TURKER	246	Points 113 Quali Rank 53
	11				12	
Brandon NILSSON	280	Points 107 Quali Rank 64	5	Jonathan JOHANSSON	301	Points 110 Quali Rank 56
	9				10	
Mathias SMITH	220	Points 102 Quali Rank 67	4	Sebastien DUBOIS	265	Points 102 Quali Rank 78
	7				8	
Manon CHAVAGNE	233	Points 100 Quali Rank 73	3	Petr FULIN	266	Points 102 Quali Rank 59
	5				6	
Benjamin KARLOG	275	Points 99 Quali Rank 68	2	Christophe ADAMS	231	Points 100 Quali Rank 62
	3				4	
Jonas FORS	273	Points 97 Quali Rank 79	1	Lars JOOSTEN	291	Points 99 Quali Rank 63
	1				2	

Pole Position

Clerk of the course Nigel Edwards:
 Stewards (Chairman) Olivier Steveny:

Scrutineer Paul Klaassen:
 Timekeeping Ingrid/Meik Wagner:

posted at: h

These results are provisional until the conclusion of any judicial and technical matters

printed 31.03.2012 19:33



Rotax Euro Challenge 2012 Genk / Belgium

Rotax Seniors

Genk / Belgium 1,360 Km

Warm up qualified 29-62

01.04.2012 08:50

Practice (5:00 Time) started at 8:50:07

Pos	No.	Name	Nat.	Chassis	Race Team	Laps	Best Tm	Diff	Gap In Lap	km/h
1	228	Jack AITKEN	GBR	Formula K	Protrain Racing	6	55.100		6	88,857
2	259	Nicolas PICOT	FRA	Sodikart	Kart Pro Racing	5	55.325	0.225	0.225	5 88,495
3	290	Ukyo SASAHARA	JPN	DR	VPDR	5	55.443	0.343	0.118	5 88,307
4	268	Francisco MORA	POR	FA	Cabo do Mundo Kartteam	5	55.451	0.351	0.008	5 88,294
5	263	Henry EASTHOPE	GBR	Sodikart	Sodikart Junior Team	5	55.546	0.446	0.095	5 88,143
6	260	Bas DE LAAT	NED	Exprit	van Galen Racing	5	55.577	0.477	0.031	5 88,094
7	218	Nicolai NIELSEN	DEN	TBA	Star Karting	6	55.587	0.487	0.010	5 88,078
8	257	Ebba GRANDIN	SWE	Kosmic	Soda Kart	5	55.681	0.581	0.094	5 87,929
9	262	Alex ENGBLOM	SWE	Tonykart	Soda Kart	5	55.691	0.591	0.010	5 87,914
10	230	Charlie TURNER	GBR	CRG	Coles Racing	5	55.692	0.592	0.001	5 87,912
11	219	Andreas BACKMAN	SWE	Tonykart	Strawberry Racing	5	55.696	0.596	0.004	5 87,906
12	223	Jacob NIELSEN	DEN	Kosmic	Star Karting	5	55.724	0.624	0.028	5 87,862
13	253	Guillaume PLASSIER	FRA	Alonso	RM Concept	5	55.760	0.660	0.036	5 87,805
14	269	John FRIBERG	SWE	Tonykart	Soda Kart	6	55.774	0.674	0.014	6 87,783
15	243	Glenn VAN PARIJS	BEL	Zanardi	Raw Racing Team	6	55.832	0.732	0.058	6 87,692
16	270	Santeri VARIS	FIN	Tonykart	JTL Racing	6	55.852	0.752	0.020	5 87,660
17	284	Oliver MYERS	GBR	Tonykart	Coles Racing	5	55.944	0.844	0.092	4 87,516
18	225	Jeremie LESOUDIER	FRA	Tonykart	PKS	6	55.963	0.863	0.019	4 87,486
19	241	Pierre AUVRAY	FRA	FA Kart	DSS Kart	5	55.994	0.894	0.031	5 87,438
20	252	Juuso PYKALAINEN	FIN	Tonykart	MPT Racing	5	56.008	0.908	0.014	5 87,416
21	287	Jesper LINDH	SWE	Kosmic	West Speed	6	56.051	0.951	0.043	5 87,349
22	292	Adam STIRLING	GBR	Intrepid	Team TKP	5	56.052	0.952	0.001	5 87,347
23	256	Jannie JOHANSEN	DEN	Tonykart	RS Competition	5	56.130	1.030	0.078	5 87,226
24	240	Petr BEZEL	CZE	MS Kart	MS Kart Racing Team	5	56.153	1.053	0.023	4 87,190
25	267	Max RENBERG	SWE	Tonykart	Soda Kart	5	56.156	1.056	0.003	5 87,186
26	261	Stephane KOX	NED	Formula K	Formula K Europe	5	56.160	1.060	0.004	5 87,179
27	237	Sten Dorian PIIRIMAGI	EST	Tonykart	Aix Racing Team	5	56.273	1.173	0.113	5 87,004
28	226	Erik STILLMAN	SWE	Sodikart	Wallberg Motorsport	5	56.328	1.228	0.055	5 86,919
29	293	Sandor JAKAB	SVK	Birel	Kalman Motorsport	3	56.469	1.369	0.141	3 86,702
30	244	Eva BENES	FRA	Kosmic	PKS	5	56.546	1.446	0.077	4 86,584
31	207	Ferenc KANSCAR	HUN	Birel	Kalman Motorsport	5	56.551	1.451	0.005	3 86,577
32	289	Carlos PINTO	POR	Intrepid	QZ Racing Team	5	56.637	1.537	0.086	4 86,445
33	216	Bryan EERDEN	NED	Intrepid	Team TKP	5	56.675	1.575	0.038	4 86,387
34	297	Jose Pedro FARIA	POR	Intrepid	QZ Racing Team	5	56.893	1.793	0.218	5 86,056



Rotax Euro Challenge 2012 Genk / Belgium

Rotax Seniors

Genk / Belgium 1,360 Km

Warm up qualified 29-62

01.04.2012 08:50

Practice (5:00 Time) started at 8:50:07

Lap	Time of Day	Lap Tm	S1 Tm	S2 Tm	S3 Tm	Lap	Time of Day	Lap Tm	S1 Tm	S2 Tm	S3 Tm
(287) Jesper LINDH						3	8:53:28.728	56.551	22.619	16.872	17.060
1	8:51:19.462	1:05.052	28.530	18.665	17.857	4	8:54:25.506	56.778	23.239	16.765	16.774
2	8:52:17.547	58.085	23.506	17.257	17.322	5	8:55:22.320	56.814	22.763	16.893	17.158
3	8:53:14.453	56.906	23.099	16.953	16.854	(289) Carlos PINTO					
4	8:54:10.871	56.418	22.806	16.801	16.811	1	8:51:28.468	1:11.222	31.764	20.665	18.793
5	8:55:06.922	56.051	22.596	16.704	16.751	2	8:52:27.747	59.279	24.500	17.541	17.238
6	8:56:03.016	56.094	22.613	16.660	16.821	3	8:53:25.764	58.017	23.943	17.082	16.992
(292) Adam STIRLING						4	8:54:22.401	56.637	23.085	16.750	16.802
1	8:51:31.948	1:02.364	26.625	18.107	17.632	5	8:55:19.324	56.923	23.203	16.928	16.792
2	8:52:32.657	1:00.709	23.594	18.235	18.880	(216) Bryan EERDEN					
3	8:53:29.599	56.942	23.180	16.916	16.846	1	8:51:24.968	1:07.161	29.199	19.676	18.286
4	8:54:26.447	56.848	22.919	17.181	16.748	2	8:52:25.385	1:00.417	24.046	18.089	18.282
5	8:55:22.499	56.052	22.562	16.700	16.790	3	8:53:22.891	57.506	22.884	17.481	17.141
(256) Jannie JOHANSEN						4	8:54:19.566	56.675	22.901	16.901	16.873
1	8:51:45.685	1:05.805	28.449	18.966	18.390	5	8:55:16.540	56.974	23.152	16.911	16.911
2	8:52:43.559	57.874	23.419	17.297	17.158	(297) Jose Pedro FARIA					
3	8:53:40.391	56.832	22.864	16.980	16.988	1	8:51:26.157	1:07.879	30.952	19.050	17.877
4	8:54:36.835	56.444	22.622	16.895	16.927	2	8:52:24.541	58.384	23.399	17.351	17.634
5	8:55:32.965	56.130	22.601	16.719	16.810	3	8:53:22.078	57.537	23.392	17.292	16.853
(240) Petr BEZEL						4	8:54:19.701	57.623	23.625	17.175	16.823
1	8:51:25.709	1:07.967	31.115	18.953	17.899	5	8:55:16.594	56.893	22.956	17.176	16.761
2	8:52:24.149	58.440	23.522	17.545	17.373	(267) Max RENBERG					
3	8:53:20.818	56.669	22.999	16.792	16.878	1	8:51:31.409	1:05.192	27.940	19.410	17.842
4	8:54:16.971	56.153	22.520	16.832	16.801	2	8:52:31.492	1:00.083	24.094	18.554	17.435
5	8:55:13.166	56.195	22.854	16.529	16.812	3	8:53:28.431	56.939	22.753	17.023	17.163
(261) Stephane KOX						4	8:54:25.163	56.732	23.120	16.834	16.778
1	8:51:30.695	1:09.300	30.932	19.500	18.868	5	8:55:21.319	56.156	22.689	16.724	16.743
2	8:52:30.866	1:00.171	24.146	17.997	18.028	(237) Sten Dorian PIIRIMAGI					
3	8:53:28.907	58.041	23.284	17.696	17.061	1	8:51:31.284	1:09.581	31.297	20.188	18.096
4	8:54:26.796	57.889	23.360	17.490	17.039	2	8:52:30.632	59.348	23.688	18.027	17.633
5	8:55:22.956	56.160	22.631	16.777	16.752	3	8:53:28.394	57.762	22.755	17.612	17.395
(226) Erik STILLMAN						4	8:54:25.564	57.170	23.281	16.887	17.002
1	8:51:29.664	1:09.145	30.530	19.716	18.899	5	8:55:21.837	56.273	22.591	16.860	16.822
2	8:52:28.893	59.229	24.331	17.644	17.254	(293) Sandor JAKAB					
3	8:53:27.455	58.562	23.922	17.630	17.010	1	8:53:35.869	1:11.173	33.496	19.656	18.021
4	8:54:23.986	56.531	22.782	16.863	16.886	2	8:54:33.580	57.711	23.528	17.114	17.069
5	8:55:20.314	56.328	22.750	16.745	16.833	3	8:55:30.049	56.469	22.748	16.845	16.876
(244) Eva BENES						(207) Ferenc KANSZAR					
1	8:51:28.598	1:07.766	29.558	20.005	18.203	1	8:51:34.958	1:04.900	29.046	18.131	17.723
2	8:52:26.381	57.783	23.671	17.145	16.967	2	8:52:32.177	57.219	23.233	16.953	17.033
3	8:53:23.306	56.925	23.119	17.001	16.805						
4	8:54:19.852	56.546	22.691	17.126	16.729						
5	8:55:16.805	56.953	23.136	17.082	16.735						



Rotax Euro Challenge 2012 Genk / Belgium

Rotax Seniors

Genk / Belgium 1,360 Km

Warm up qualified 63-90

01.04.2012 09:10

Practice (5:00 Time) started at 9:10:00

Pos	No.	Name	Nat.	Chassis	Race Team	Laps	Best Tm	Diff	Gap In Lap	km/h
1	266	Petr FULIN	CZE	MS Kart	MS Kart Racing Team	5	55.295			5 88,543
2	282	Mart SOO	EST	Tonykart	Aix Racing Team	5	55.466	0.171	0.171	5 88,270
3	246	Sabedin Berat TURKER	TUR	Formula K	Protrain Racing	5	55.560	0.265	0.094	5 88,121
4	242	Miroslav KOVAR	CZE	MS Kart	MS Kart Racing Team	5	55.564	0.269	0.004	5 88,115
5	233	Manon CHAVAGNE	NED	Topkart	Slangen Karting	5	55.569	0.274	0.005	5 88,107
6	288	Cecile MARTINI	FRA	Sodikart	Martini Racing Kart	5	55.592	0.297	0.023	5 88,070
7	275	Benjamin KARLOG	DEN	Tonykart	RS Competition	6	55.688	0.393	0.096	5 87,918
8	277	Sam BRABHAM	GBR	Alonso	Dan Holland Racing	5	55.734	0.439	0.046	5 87,846
9	273	Jonas FORS	SWE	Tonykart	Soda Kart	5	55.767	0.472	0.033	4 87,794
10	264	Marie BAKKAN	NOR	Birel	Kalman Motorsport	5	55.888	0.593	0.121	5 87,604
11	274	Mick NOLTEN	NED	Birel	KSG Racing	5	56.052	0.757	0.164	5 87,347
12	280	Brandon NILSSON	SWE	Exprit	Brandon Racing	5	56.188	0.893	0.136	5 87,136
13	279	Juuso KAUKELIN	FIN	Tonykart	JTL Racing	5	56.615	1.320	0.427	5 86,479
14	298	David RYCHTAR	CZE	Birel	Gregor Racing	5	56.690	1.395	0.075	5 86,364
15	247	Aleksanteri HUOVINEN	FIN	Corsa	Prospeed	5	56.702	1.407	0.012	5 86,346

Timekeeping Ingrid and Meik Wagner:

Clerk of the course Nigel Edwards:

www.mylaps.com

Steward (Chairman) Olivier Steveny:

Chief Scrutineer Paul Klaassen:

Licensed to: Motorsport Events

Printed: 01.04.2012 09:16:04

posted at:

h



Rotax Euro Challenge 2012 Genk / Belgium

Rotax Seniors

Genk / Belgium 1,360 Km

Warm up qualified 1-28

01.04.2012 09:40

Practice (5:00 Time) started at 9:40:00

Pos	No.	Name	Nat.	Chassis	Race Team	Laps	Best Tm	Diff	Gap In Lap	km/h
1	299	Philip MORIN	SWE	Alonso	Dan Holland Racing	6	54.564		6	89,729
2	208	Charlie EASTWOOD	IRL	Formula K	Protrain Racing	6	54.575	0.011	0.011	5 89,711
3	234	Ash HAND	GBR	Tonykart	Strawberry Racing	6	54.597	0.033	0.022	5 89,675
4	217	Glen VAN DROOGENBROE	BEL	Tonykart	Bouvin Power	5	54.624	0.060	0.027	5 89,631
5	203	Edward BRAND	GBR	Formula K	Formula K Europe	5	54.629	0.065	0.005	5 89,623
6	205	Sean BABINGTON	GBR	Alonso	Dan Holland Racing	5	54.671	0.107	0.042	4 89,554
7	254	Harrison SCOTT	GBR	Tonykart	Strawberry Racing	6	54.676	0.112	0.005	5 89,546
8	224	Aavo TALVAR	EST	Intrepid	Talvar Racing	6	54.728	0.164	0.052	6 89,461
9	281	Kenny VERMEYLEN	BEL	Tecno	KK Racing	6	54.744	0.180	0.016	5 89,434
10	278	Barrie PULLINGER	GBR	Alonso	Dan Holland Racing	6	54.773	0.209	0.029	5 89,387
11	210	Antoine BARTHON	FRA	Alonso	Dan Holland Racing	6	54.774	0.210	0.001	5 89,385
12	236	Andy KING	GBR	Tonykart	Strawberry Racing	5	54.774	0.210		5 89,385
13	211	Shaun SLAVIN	GBR	Formula K	Formula K Europe	6	54.775	0.211	0.001	5 89,384
14	250	Ludvig MORIN	SWE	Kosmic	Soda Kart	5	54.844	0.280	0.069	4 89,271
15	272	Jules COUSIN	FRA	FA Kart	DSS Kart	6	54.899	0.335	0.055	6 89,182
16	214	Michael COOL	BEL	Tonykart	Bouvin Power	6	54.904	0.340	0.005	5 89,174
17	300	Joel AFFOLTER	NED	Gillard	PDB Racing Team	6	54.914	0.350	0.010	5 89,158
18	213	Thomas BENISRI	FRA	Sodikart	Win Max	5	54.914	0.350		5 89,158
19	296	Josh HART	NZL	Birel	Kalman Motorsport	5	54.918	0.354	0.004	4 89,151
20	232	James SINGLETON	GBR	CRG	Coles Racing	6	54.988	0.424	0.070	5 89,038
21	238	Alexandre FINKELSTEIN	FRA	Tonykart	MD Competition	6	55.004	0.440	0.016	5 89,012
22	294	Makino TADASUKE	JPN	Birel	Kalman Motorsport	6	55.071	0.507	0.067	5 88,903
23	239	Joel JOHANSSON	SWE	Energy	Energy Team Sweden	6	55.268	0.704	0.197	5 88,587
24	212	Jiri FORMAN	CZE	MS Kart	MS Kart Racing Team	6	55.282	0.718	0.014	4 88,564
25	221	Jesse LAZARE	CAN	Intrepid	Chapman Racing TKP	6	55.317	0.753	0.035	5 88,508
26	227	Matija JURKOVIC	SLO	Formula K	MLM Racing KK	5	55.359	0.795	0.042	5 88,441
27	245	Hubert PETIT	FRA	Sodikart	Sodi Junior Team	6	55.534	0.970	0.175	5 88,162
28	258	Mikkel JOHNSEN	DEN	Haase	DMT Racing	5	55.792	1.228	0.258	4 87,755



Rotax Euro Challenge 2012 Genk / Belgium

Rotax Seniors

Genk / Belgium 1,360 Km

Warm up qualified 1-28

01.04.2012 09:40

Practice (5:00 Time) started at 9:40:00

Lap	Time of Day	Lap Tm	S1 Tm	S2 Tm	S3 Tm
(232) James SINGLETON					
1	9:41:23.148	1:04.384	28.292	18.635	17.457
2	9:42:20.483	57.335	22.910	16.754	17.671
3	9:43:16.678	56.195	22.802	16.790	16.603
4	9:44:12.448	55.770	22.412	16.781	16.577
5	9:45:07.436	54.988	22.035	16.420	16.533
6	9:46:02.769	55.333	22.062	16.425	16.846

(238) Alexandre FINKELSTEIN					
1	9:41:24.046	1:05.359	29.233	18.216	17.910
2	9:42:21.030	56.984	23.422	16.817	16.745
3	9:43:17.123	56.093	22.308	16.948	16.837
4	9:44:12.584	55.461	22.323	16.531	16.607
5	9:45:07.588	55.004	22.069	16.357	16.578
6	9:46:02.837	55.249	21.989	16.429	16.831

(294) Makino TADASUKE					
1	9:41:15.692	1:01.768	26.936	17.627	17.205
2	9:42:11.734	56.042	22.634	16.635	16.773
3	9:43:06.927	55.193	22.242	16.357	16.594
4	9:44:02.309	55.382	22.139	16.458	16.785
5	9:44:57.380	55.071	22.151	16.415	16.505
6	9:45:52.519	55.139	21.975	16.548	16.616

(239) Joel JOHANSSON					
1	9:41:24.306	1:02.343	26.060	18.533	17.750
2	9:42:21.916	57.610	23.969	16.849	16.792
3	9:43:17.925	56.009	22.780	16.588	16.641
4	9:44:13.260	55.335	22.264	16.442	16.629
5	9:45:08.528	55.268	22.191	16.443	16.634
6	9:46:04.448	55.920	22.589	16.637	16.694

(212) Jiri FORMAN					
1	9:41:22.278	1:02.281	27.142	17.829	17.310
2	9:42:18.468	56.190	22.538	16.905	16.747
3	9:43:14.492	56.024	22.702	16.498	16.824
4	9:44:09.774	55.282	22.215	16.421	16.646
5	9:45:05.073	55.299	22.284	16.416	16.599
6	9:46:00.511	55.438	22.449	16.378	16.611

(221) Jesse LAZARE					
1	9:41:12.530	1:01.230	26.476	17.482	17.272
2	9:42:08.651	56.121	22.759	16.716	16.646
3	9:43:04.337	55.686	22.388	16.587	16.711
4	9:43:59.758	55.421	22.341	16.494	16.586
5	9:44:55.075	55.317	22.267	16.453	16.597
6	9:45:50.532	55.457	22.294	16.582	16.581

(227) Matija JURKOVIC					
1	9:41:14.125	1:01.838	26.502	18.123	17.213
2	9:42:10.277	56.152	22.773	16.648	16.731
3	9:43:05.999	55.722	22.542	16.535	16.645
4	9:44:01.443	55.444	22.362	16.475	16.607
5	9:44:56.802	55.359	22.137	16.541	16.681

(245) Hubert PETIT					
1	9:41:20.828	1:03.128	27.384	17.920	17.824
2	9:42:19.010	58.182	23.609	17.418	17.155
3	9:43:14.845	55.835	22.711	16.543	16.581
4	9:44:11.074	56.229	22.668	16.733	16.828
5	9:45:06.608	55.534	22.149	16.459	16.926
6	9:46:03.049	56.441	22.049	16.409	17.983

(258) Mikkel JOHNSEN					
1	9:41:32.761	1:01.938	26.937	17.743	17.258
2	9:42:29.196	56.435	22.826	16.723	16.886
3	9:43:25.018	55.822	22.397	16.618	16.807
4	9:44:20.810	55.792	22.432	16.536	16.824
5	9:45:16.783	55.973	22.845	16.413	16.715

Timekeeping Ingrid and Meik Wagner:

Clerk of the course Nigel Edwards:

Steward (Chairman) Olivier Stevny:

Chief Scrutineer Paul Klaassen:

www.mylaps.com

Licensed to: Motorsport Events



Rotax Euro Challenge 2012 Genk / Belgium

Rotax Seniors

Genk / Belgium 1,360 Km

Second Chance Heat

01.04.2012 10:00

Race (11 Laps) started at 10:03:00

Pos	No.	Name	Nat.	Chassis	Race Team	Laps	Total Tm	Diff	Best Tm	In Lap	km/h	Points
1	228	Jack AITKEN	GBR	Formula K	Protrain Racing	11	10:06.668		54.607	5	89,659	0
2	263	Henry EASTHOPE	GBR	Sodikart	Sodikart Junior Team	11	10:06.957	0.289	54.768	8	89,395	0
3	290	Ukyo SASAHARA	JPN	DR	VPDR	11	10:07.255	0.587	54.580	5	89,703	0
4	259	Nicolas PICOT	FRA	Sodikart	Kart Pro Racing	11	10:08.550	1.882	54.834	5	89,288	0
5	240	Petr BEZEL	CZE	MS Kart	MS Kart Racing Team	11	10:09.348	2.680	54.887	5	89,201	0
6	284	Oliver MYERS	GBR	Tonykart	Coles Racing	11	10:10.393	3.725	54.843	8	89,273	0
7	207	Ferenc KANSAR	HUN	Birel	Kalman Motorsport	11	10:11.733	5.065	54.713	8	89,485	0
8	223	Jacob NIELSEN	DEN	Kosmic	Star Karting	11	10:14.371	7.703	54.757	7	89,413	0
9	219	Andreas BACKMAN	SWE	Tonykart	Strawberry Racing	11	10:14.944	8.276	54.704	9	89,500	0
10	260	Bas DE LAAT	NED	Exprit	van Galen Racing	11	10:15.425	8.757	55.018	6	88,989	0
11	244	Eva BENES	FRA	Kosmic	PKS	11	10:17.687	11.019	54.746	8	89,431	0
12	262	Alex ENGBLOM	SWE	Tonykart	Soda Kart	11	10:18.341	11.673	54.846	7	89,268	0
13	241	Pierre AUVRAY	FRA	FA Kart	DSS Kart	11	10:19.126	12.458	54.873	7	89,224	0
14	293	Sandor JAKAB	SVK	Birel	Kalman Motorsport	11	10:20.252	13.584	54.945	7	89,107	0
15	253	Guillaume PLASSIER	FRA	Alonso	RM Concept	11	10:20.387	13.719	54.926	6	89,138	0
16	292	Adam STIRLING	GBR	Intrepid	Team TKP	11	10:20.497	13.829	55.135	8	88,800	0
17	270	Santeri VARIS	FIN	Tonykart	JTL Racing	11	10:23.628	16.960	55.109	10	88,842	0
18	261	Stephane KOX	NED	Formula K	Formula K Europe	11	10:24.155	17.487	55.151	9	88,774	0
19	268	Francisco MORA	POR	FA	Cabo do Mundo Kartteam	11	10:25.328	18.660	54.863	11	89,240	0
20	252	Juuso PYKALAINEN	FIN	Tonykart	MPT Racing	11	10:25.400	18.732	55.093	8	88,868	0
21	243	Glenn VAN PARIJS	BEL	Zanardi	Raw Racing Team	11	10:26.127	19.459	55.101	10	88,855	0
22	226	Erik STILLMAN	SWE	Sodikart	Wallberg Motorsport	11	10:28.671	22.003	55.224	7	88,657	0
23	287	Jesper LINDH	SWE	Kosmic	West Speed	10	9:30.651	1 Lap	54.864	9	89,239	0
24	257	Ebba GRANDIN	SWE	Kosmic	Soda Kart	9	8:20.435	2 Laps	54.763	5	89,403	0
25	218	Nicolai NIELSEN	DEN	TBA	Star Karting	9	8:21.071	2 Laps	54.702	7	89,503	0
26	269	John FRIBERG	SWE	Tonykart	Soda Kart	8	7:36.281	3 Laps	55.194	6	88,705	0
27	225	Jeremie LESOUDIER	FRA	Tonykart	PKS	7	6:35.262	4 Laps	54.762	7	89,405	0
28	216	Bryan EERDEN	NED	Intrepid	Team TKP	5	4:43.764	6 Laps	55.948	3	87,510	0
29	237	Sten Dorian PIIRIMAGI	EST	Tonykart	Aix Racing Team	3	3:01.000	8 Laps	55.547	2	88,142	0
30	256	Jannie JOHANSEN	DEN	Tonykart	RS Competition	2	2:02.277	9 Laps	57.821	2	84,675	0
31	230	Charlie TURNER	GBR	CRG	Coles Racing	2	2:04.659	9 Laps	55.726	2	87,858	0
32	297	Jose Pedro FARIA	POR	Intrepid	QZ Racing Team	1	1:02.675	10 Laps	1:02.372	1	78,497	0
33	289	Carlos PINTO	POR	Intrepid	QZ Racing Team		1.997	11 Laps		0	-	0

Not classified

DQ	267	Max RENBERG	SWE	Tonykart	Soda Kart	3	3:03.329	DQ	55.429	2	88,329	0
----	-----	-------------	-----	----------	-----------	---	----------	----	--------	---	--------	---

Announcements

These results are provisional until the conclusion of any judicial and technical matters

No 230 time penalty 10 sec. / reason jump start

No. 267 black flag

Pos. 1-6 qualified for Prefinal

Started: 34 Classified: 33 Not classified: 1

Margin of Victory	Ø km/h	Best Lap Tm	km/h	Best Lap by
0.289	88,773	54.580	89,703	290 - Ukyo SASAHARA

Official Timing www.camp-company.de / www.motorsport-events.se

Orbits

Timekeeping Ingrid and Meik Wagner:

Clerk of the course Nigel Edwards:

www.mylaps.com

Steward (Chairman) Olivier Steveny:

Chief Scrutineer Paul Klaassen:

Licensed to: Motorsport Events

Printed: 01.04.2012 10:14:49

posted at:

h



Rotax Euro Challenge 2012 Genk / Belgium

Rotax Seniors

Genk / Belgium 1,360 Km

Second Chance Heat

01.04.2012 10:00

Race (11 Laps) started at 10:03:00

Lap	Time of Day	Lap Tm	S1 Tm	S2 Tm	S3 Tm	Lap	Time of Day	Lap Tm	S1 Tm	S2 Tm	S3 Tm
5	10:07:51.893	55.346	22.245	16.380	16.721	2	10:04:55.234	55.429	22.277	16.563	16.589
6	10:08:49.976	58.083	23.518	17.949	16.616	3	10:06:03.749	1:08.515	35.025	16.725	16.765
7	10:09:45.592	55.616	22.347	16.748	16.521						
8	10:10:40.674	55.082	22.182	16.299	16.601						
9	10:11:35.538	54.864	22.080	16.293	16.491						
10	10:12:31.071	55.533	22.175	16.516	16.842						

(257) Ebba GRANDIN

1	10:04:00.469	58.974	24.845	17.427	16.702
2	10:04:56.351	55.882	22.741	16.495	16.646
3	10:05:51.583	55.232	22.245	16.409	16.578
4	10:06:46.498	54.915	21.989	16.313	16.613
5	10:07:41.261	54.763	21.951	16.299	16.513
6	10:08:36.089	54.828	21.985	16.315	16.528
7	10:09:30.924	54.835	21.992	16.354	16.489
8	10:10:25.778	54.854	21.928	16.342	16.584
9	10:11:20.855	55.077	22.008	16.467	16.602

(218) Nicolai NIELSEN

1	10:04:00.995	59.843	25.718	17.197	16.928
2	10:04:56.762	55.767	22.614	16.487	16.666
3	10:05:52.511	55.749	22.791	16.403	16.555
4	10:06:47.545	55.034	22.023	16.433	16.578
5	10:07:42.438	54.893	22.091	16.281	16.521
6	10:08:37.179	54.741	21.983	16.254	16.504
7	10:09:31.881	54.702	21.975	16.254	16.473
8	10:10:26.681	54.800	22.002	16.229	16.569
9	10:11:21.491	54.810	22.005	16.284	16.521

(269) John FRIBERG

1	10:04:07.043	1:05.709	31.631	17.132	16.946
2	10:05:02.851	55.808	22.493	16.575	16.740
3	10:05:59.811	56.960	23.397	16.584	16.979
4	10:06:55.066	55.255	22.198	16.397	16.660
5	10:07:51.110	56.044	22.176	16.412	17.456
6	10:08:46.304	55.194	22.201	16.352	16.641
7	10:09:41.502	55.198	22.157	16.421	16.620
8	10:10:36.701	55.199	22.195	16.403	16.601

(225) Jeremie LESOUDIER

1	10:04:01.977	1:00.038	25.918	17.003	17.117
2	10:04:59.566	57.589	22.504	18.152	16.933
3	10:05:55.013	55.447	22.157	16.407	16.883
4	10:06:50.070	55.057	22.160	16.358	16.539
5	10:07:45.912	55.842	22.020	17.096	16.726
6	10:08:40.920	55.008	22.005	16.443	16.560
7	10:09:35.682	54.762	21.895	16.350	16.517

(216) Bryan EERDEN

1	10:04:00.102	59.024	25.060	17.063	16.901
2	10:04:56.233	56.131	22.925	16.514	16.692
3	10:05:52.181	55.948	22.830	16.470	16.648
4	10:06:48.215	56.034	22.433	16.950	16.651
5	10:07:44.184	55.969	22.438	16.889	16.642

(237) Sten Dorian PIIRIMAGI

1	10:04:07.996	1:06.182	32.129	16.969	17.084
2	10:05:03.543	55.547	22.395	16.491	16.661
3	10:06:01.420	57.877	23.327	17.084	17.466

(256) Jannie JOHANSEN

1	10:04:04.876	1:02.137	27.018	17.675	17.444
2	10:05:02.697	57.821	23.371	16.836	17.614

(230) Charlie TURNER

1	10:03:59.353	58.933	23.983	17.469	17.481
2	10:04:55.079	55.726	22.403	16.627	16.696

(297) Jose Pedro FARIA

1	10:04:03.095	1:02.372	25.199	17.929	19.244
---	--------------	-----------------	---------------	--------	---------------

(267) Max RENBERG

1	10:03:59.805	58.890	24.987	17.082	16.821
---	--------------	--------	--------	--------	--------

Rotax Euro Challenge 2012
 Class: Rotax Max Seniors
 Date/Time: 01.04.2012 11:40

Track: Genk / Belgium
 Heat: Prefinal
 Laps: 14

Edition 1

Petr BEZEL	240	2nd Chance 5	17	Oliver MYERS	284	2nd Chance 6
Ukyo SASAHARA	290	2nd Chance 3	16	Nicolas PICOT	259	2nd Chance 4
Jack AITKEN	228	2nd Chance 1	15	Henry EASTHOPE	263	2nd Chance 2
Joel JOHANSSON	239	Points 59 Quali Rank 43	14	Matija JURKOVIC	227	Points 59 Quali Rank 47
Jiri FORMAN	212	Points 50 Quali Rank 20	13	Mikkel JOHNSEN	258	Points 53 Quali Rank 21
Andy KING	236	Points 45 Quali Rank 29	12	Shaun SLAVIN	211	Points 47 Quali Rank 22
Jules COUSIN	272	Points 42 Quali Rank 35	11	Michael COOL	214	Points 44 Quali Rank 34
Kenny VERMEYLEN	281	Points 34 Quali Rank 31	10	Aavo TALVAR	224	Points 41 Quali Rank 18
Hubert PETIT	245	Points 32 Quali Rank 26	9	Ludvig MORIN	250	Points 33 Quali Rank 12
Jesse LAZARE	221	Points 28 Quali Rank 28	8	Alexandre FINKELSTEIN	238	Points 30 Quali Rank 13
Makino TADASUKE	294	Points 25 Quali Rank 15	7	Thomas BENISRI	213	Points 27 Quali Rank 37
Glen VAN DROOGENI	217	Points 24 Quali Rank 10	6	Barrie PULLINGER	278	Points 25 Quali Rank 5
Philip MORIN	299	Points 19 Quali Rank 6	5	Joel AFFOLTER	300	Points 21 Quali Rank 9
James SINGLETON	232	Points 16 Quali Rank 11	4	Josh HART	296	Points 17 Quali Rank 19
Harrison SCOTT	254	Points 14 Quali Rank 3	3	Antoine BARTHON	210	Points 14 Quali Rank 14
Ash HAND	234	Points 6 Quali Rank 4	2	Edward BRAND	203	Points 8 Quali Rank 8
Sean BABINGTON	205	Points 0 Quali Rank 1	1	Charlie EASTWOOD	208	Points 2 Quali Rank 7

Pole Position

Clerk of the course Nigel Edwards:
 Stewards (Chairman) Olivier Steveny:

Scrutineer Paul Klaassen:
 Timekeeping Ingrid/Meik Wagner:

posted at: h

These results are provisional until the conclusion of any judicial and technical matters

printed 01.04.2012 10:38



Rotax Euro Challenge 2012 Genk / Belgium

Rotax Seniors

Genk / Belgium 1,360 Km

Consolation Race qualified 63-90

01.04.2012 10:40

Race (11 Laps) started at 10:45:08

Pos	No.	Name	Nat.	Chassis	Race Team	Laps	Total Tm	Diff	Best Tm	In Lap	km/h	Points
1	275	Benjamin KARLOG	DEN	Tonykart	RS Competition	11	10:19.915		55.503	7	88,211	0
2	233	Manon CHAVAGNE	NED	Topkart	Slangen Karting	11	10:20.265	0.350	55.396	8	88,382	0
3	277	Sam BRABHAM	GBR	Alonso	Dan Holland Racing	11	10:21.223	1.308	55.144	9	88,786	0
4	273	Jonas FORS	SWE	Tonykart	Soda Kart	11	10:22.009	2.094	55.433	10	88,323	0
5	266	Petr FULIN	CZE	MS Kart	MS Kart Racing Team	11	10:22.088	2.173	55.278	9	88,570	0
6	280	Brandon NILSSON	SWE	Exprit	Brandon Racing	11	10:22.166	2.251	55.274	8	88,577	0
7	247	Aleksanteri HUOVINEN	FIN	Corsa	Prospeed	11	10:22.419	2.504	55.434	10	88,321	0
8	274	Mick NOLTEN	NED	Birel	KSG Racing	11	10:22.512	2.597	55.225	8	88,656	0
9	282	Mart SOO	EST	Tonykart	Aix Racing Team	11	10:24.647	4.732	55.078	11	88,892	0
10	288	Cecile MARTINI	FRA	Sodikart	Martini Racing Kart	11	10:26.671	6.756	55.738	10	87,840	0
11	246	Sabedin Berat TURKER	TUR	Formula K	Protrain Racing	11	10:27.611	7.696	55.239	11	88,633	0
12	264	Marie BAKKAN	NOR	Birel	Kalman Motorsport	11	10:47.092	27.177	56.001	3	87,427	0
13	242	Miroslav KOVAR	CZE	MS Kart	MS Kart Racing Team	6	5:45.188	5 Laps	55.594	6	88,067	0
14	298	David RYCHTAR	CZE	Birel	Gregor Racing	3	2:59.860	8 Laps	58.219	2	84,096	0
15	279	Juuso KAUKELIN	FIN	Tonykart	JTL Racing		0.498	11 Laps		0	-	0

Announcements

These results are provisional until the conclusion of any judicial and technical matters

Started: 15 Classified: 15 Not classified: 0

Margin of Victory	Ø km/h	Best Lap Tm	km/h	Best Lap by
0.350	86,876	55.078	88,892	282 - Mart SOO

Official Timing www.camp-company.de / www.motorsport-events.se

Orbits

Timekeeping Ingrid and Meik Wagner:

Clerk of the course Nigel Edwards:

www.mylaps.com

Steward (Chairman) Olivier Steveny:

Chief Scrutineer Paul Klaassen:

Licensed to: Motorsport Events

Printed: 01.04.2012 10:58:23

posted at:

h



Rotax Euro Challenge 2012 Genk / Belgium

Rotax Seniors

Genk / Belgium 1,360 Km

Consolation Race qualified 63-90

01.04.2012 10:40

Race (11 Laps) started at 10:45:08

Lap	Time of Day	Lap Tm	S1 Tm	S2 Tm	S3 Tm	Lap	Time of Day	Lap Tm	S1 Tm	S2 Tm	S3 Tm
2	10:47:07.749	56.356	22.459	16.798	17.099						
3	10:48:03.750	56.001	22.596	16.687	16.718						
4	10:49:01.012	57.262	22.707	16.719	17.836						
5	10:49:57.021	56.009	22.678	16.549	16.782						
6	10:50:53.347	56.326	22.744	16.836	16.746						
7	10:51:51.566	58.219	22.325	18.328	17.566						
8	10:53:04.810	1:13.244	22.566	28.442	22.236						
9	10:54:01.835	57.025	22.974	16.841	17.210						
10	10:54:58.658	56.823	22.783	17.019	17.021						
11	10:55:55.400	56.742	22.601	17.000	17.141						

(242) Miroslav KOVAR

1	10:46:09.259	59.761	25.316	17.330	17.115
2	10:47:06.952	57.693	22.833	17.618	17.242
3	10:48:02.923	55.971	22.670	16.643	16.658
4	10:49:00.934	58.011	22.486	16.858	18.667
5	10:49:57.902	56.968	23.214	16.947	16.807
6	10:50:53.496	55.594	22.440	16.553	16.601

(298) David RYCHTAR

1	10:46:09.436	1:00.466	25.971	17.368	17.127
2	10:47:07.655	58.219	22.716	17.943	17.560
3	10:48:08.168	1:00.513	22.761	16.987	20.765



Rotax Euro Challenge 2012 Genk / Belgium

Rotax Seniors

Genk / Belgium 1,360 Km

Pre-Final -NEW-

01.04.2012 11:40

Race (14 Laps) started at 11:42:48

Pos	No.	Name	Nat.	Chassis	Race Team	Laps	Total Tm	Diff	Best Tm	In Lap	km/h	Points
1	254	Harrison SCOTT	GBR	Tonykart	Strawberry Racing	14	13:00.312		55.039	14	88,955	34
2	205	Sean BABINGTON	GBR	Alonso	Dan Holland Racing	14	13:00.395	0.083	54.828	14	89,297	33
3	203	Edward BRAND	GBR	Formula K	Formula K Europe	14	13:00.999	0.687	54.795	14	89,351	32
4	208	Charlie EASTWOOD	IRL	Formula K	Protrain Racing	14	13:01.344	1.032	55.071	14	88,903	31
5	281	Kenny VERMEYLEN	BEL	Tecno	KK Racing	14	13:02.550	2.238	54.942	7	89,112	30
6	211	Shaun SLAVIN	GBR	Formula K	Formula K Europe	14	13:02.985	2.673	55.028	10	88,973	29
7	278	Barrie PULLINGER	GBR	Alonso	Dan Holland Racing	14	13:03.544	3.232	54.987	8	89,039	28
8	296	Josh HART	NZL	Birel	Kalman Motorsport	14	13:03.704	3.392	54.923	9	89,143	27
9	228	Jack AITKEN	GBR	Formula K	Protrain Racing	14	13:03.824	3.512	54.829	5	89,296	26
10	238	Alexandre FINKELSTEIN	FRA	Tonykart	MD Competition	14	13:04.117	3.805	55.052	10	88,934	25
11	236	Andy KING	GBR	Tonykart	Strawberry Racing	14	13:04.542	4.230	54.814	10	89,320	24
12	234	Ash HAND	GBR	Tonykart	Strawberry Racing	14	13:05.163	4.851	55.085	8	88,881	23
13	300	Joel AFFOLTER	NED	Gillard	PDB Racing Team	14	13:05.277	4.965	54.926	10	89,138	22
14	232	James SINGLETON	GBR	CRG	Coles Racing	14	13:05.618	5.306	55.051	10	88,936	21
15	272	Jules COUSIN	FRA	FA Kart	DSS Kart	14	13:05.704	5.392	55.097	10	88,861	20
16	245	Hubert PETIT	FRA	Sodikart	Sodi Junior Team	14	13:05.795	5.483	55.069	5	88,907	19
17	224	Aavo TALVAR	EST	Intrepid	Talvar Racing	14	13:06.503	6.191	55.007	13	89,007	18
18	217	Glen VAN DROOGENBROEC	BEL	Tonykart	Bouvin Power	14	13:07.478	7.166	54.819	9	89,312	17
19	290	Ukyo SASAHARA	JPN	DR	VPDR	14	13:11.694	11.382	54.984	11	89,044	16
20	221	Jesse LAZARE	CAN	Intrepid	Chapman Racing TKP	14	13:12.145	11.833	55.149	11	88,778	15
21	250	Ludvig MORIN	SWE	Kosmic	Soda Kart	14	13:12.796	12.484	55.068	11	88,908	14
22	214	Michael COOL	BEL	Tonykart	Bouvin Power	14	13:13.049	12.737	55.071	10	88,903	13
23	227	Matija JURKOVIC	SLO	Formula K	MLM Racing KK	14	13:13.384	13.072	55.273	8	88,579	12
24	284	Oliver MYERS	GBR	Tonykart	Coles Racing	14	13:13.549	13.237	55.103	12	88,852	11
25	212	Jiri FORMAN	CZE	MS Kart	MS Kart Racing Team	14	13:13.689	13.377	55.059	11	88,923	10
26	294	Makino TADASUKE	JPN	Birel	Kalman Motorsport	14	13:14.646	14.334	55.068	11	88,908	9
27	239	Joel JOHANSSON	SWE	Energy	Energy Team Sweden	14	13:14.741	14.429	55.188	11	88,715	8
28	240	Petr BEZEL	CZE	MS Kart	MS Kart Racing Team	14	13:15.272	14.960	55.192	11	88,709	7
29	258	Mikkel JOHNSEN	DEN	Haase	DMT Racing	14	13:15.743	15.431	55.378	9	88,411	6
30	259	Nicolas PICOT	FRA	Sodikart	Kart Pro Racing	14	13:15.997	15.685	55.269	11	88,585	5
31	210	Antoine BARTHON	FRA	Alonso	Dan Holland Racing	5	4:42.424	9 Laps	55.189	5	88,713	4
32	213	Thomas BENISRI	FRA	Sodikart	Win Max	5	4:42.823	9 Laps	55.062	5	88,918	3
33	299	Philip MORIN	SWE	Alonso	Dan Holland Racing	5	4:48.087	9 Laps	54.988	5	89,038	2

Not classified

DQ	263	Henry EASTHOPE	GBR	Sodikart	Sodikart Junior Team	14	13:05.341	DQ	54.843	10	89,273	0
----	-----	----------------	-----	----------	----------------------	----	-----------	----	--------	----	--------	---

Announcements

These results are provisional until the conclusion of any judicial and technical matters

No. 224 + 208 + 240 + 205 warning board

Started: 34 Classified: 33 Not classified: 1

No. 263 excluded from prefinal, allowed to start in final / reason technical non conformity

Margin of Victory	Ø km/h	Best Lap Tm	km/h	Best Lap by
0.083	87,842	54.795	89,351	203 - Edward BRAND

Official Timing www.camp-company.de / www.motorsport-events.se

Orbits

Timekeeping Ingrid and Meik Wagner:

Clerk of the course Nigel Edwards:

www.mylaps.com

Steward (Chairman) Olivier Steveny:

Chief Scrutineer Paul Klaassen:

Licensed to: Motorsport Events

Printed: 01.04.2012 14:09:18

posted at:

h



Rotax Euro Challenge 2012 Genk / Belgium

Rotax Seniors

Genk / Belgium 1,360 Km

Pre-Final

01.04.2012 11:40

Race (14 Laps) started at 11:42:48

Lap	Time of Day	Lap Tm	S1 Tm	S2 Tm	S3 Tm	Lap	Time of Day	Lap Tm	S1 Tm	S2 Tm	S3 Tm
5	11:47:38.648	55.886	22.587	16.568	16.731	(299) Philip MORIN					
6	11:48:34.188	55.540	22.236	16.557	16.747	1	11:43:46.416	57.971	24.401	16.844	16.726
7	11:49:30.366	56.178	22.884	16.633	16.661	2	11:44:42.327	55.911	22.370	16.836	16.705
8	11:50:25.819	55.453	22.318	16.490	16.645	3	11:45:45.492	1:03.165	22.349	23.535	17.281
9	11:51:22.108	56.289	22.415	16.861	17.013	4	11:46:41.170	55.678	22.600	16.407	16.671
10	11:52:17.762	55.654	22.606	16.448	16.600	5	11:47:36.158	54.988	22.074	16.342	16.572
11	11:53:12.950	55.188	22.218	16.406	16.564						
12	11:54:08.500	55.550	22.232	16.706	16.612						
13	11:55:04.886	56.386	22.313	16.663	17.410						
14	11:56:02.812	57.926	23.383	17.252	17.291						

(240) Petr BEZEL

1	11:43:52.809	1:02.943	27.011	18.391	17.541
2	11:44:50.496	57.687	22.871	17.542	17.274
3	11:45:46.645	56.149	22.459	16.519	17.171
4	11:46:44.367	57.722	23.495	17.208	17.019
5	11:47:40.287	55.920	22.562	16.660	16.698
6	11:48:35.877	55.590	22.569	16.445	16.576
7	11:49:32.489	56.612	22.212	17.306	17.094
8	11:50:28.956	56.467	23.169	16.626	16.672
9	11:51:24.235	55.279	22.263	16.386	16.630
10	11:52:19.439	55.204	22.166	16.426	16.612
11	11:53:14.631	55.192	22.137	16.383	16.672
12	11:54:10.438	55.807	22.408	16.730	16.669
13	11:55:06.652	56.214	22.334	16.929	16.951
14	11:56:03.343	56.691	23.203	16.704	16.784

(258) Mikkel JOHNSEN

1	11:43:53.493	1:03.907	27.385	18.640	17.882
2	11:44:50.728	57.235	22.819	17.394	17.022
3	11:45:48.403	57.675	23.763	16.880	17.032
4	11:46:45.271	56.868	23.064	17.086	16.718
5	11:47:40.767	55.496	22.275	16.552	16.669
6	11:48:36.915	56.148	22.835	16.617	16.696
7	11:49:32.579	55.664	22.251	16.704	16.709
8	11:50:29.126	56.547	23.429	16.401	16.717
9	11:51:24.504	55.378	22.234	16.458	16.686
10	11:52:20.315	55.811	22.408	16.486	16.917
11	11:53:15.773	55.458	22.426	16.371	16.661
12	11:54:11.748	55.975	22.282	16.887	16.806
13	11:55:07.272	55.524	22.313	16.457	16.754
14	11:56:03.814	56.542	22.473	17.325	16.744

(259) Nicolas PICOT

1	11:43:52.572	1:02.380	26.666	18.116	17.598
2	11:44:49.949	57.377	22.953	17.585	16.839
3	11:45:46.680	56.731	22.470	16.540	17.721
4	11:46:42.613	55.933	22.865	16.460	16.608
5	11:47:38.419	55.806	22.207	16.999	16.600
6	11:48:33.858	55.439	22.210	16.606	16.623
7	11:49:33.621	59.763	23.579	19.324	16.860
8	11:50:29.748	56.127	22.857	16.657	16.613
9	11:51:25.328	55.580	22.142	16.698	16.740
10	11:52:20.706	55.378	22.270	16.475	16.633
11	11:53:15.975	55.269	22.297	16.465	16.507
12	11:54:11.620	55.645	22.243	16.690	16.712
13	11:55:06.894	55.274	22.231	16.491	16.552
14	11:56:04.068	57.174	23.118	17.362	16.694

(210) Antoine BARTHON

1	11:43:47.622	59.157	25.133	17.246	16.778
2	11:44:43.427	55.805	22.369	16.680	16.756
3	11:45:39.861	56.434	22.262	17.448	16.724
4	11:46:35.306	55.445	22.428	16.435	16.582
5	11:47:30.495	55.189	22.054	16.527	16.608

(213) Thomas BENISRI

1	11:43:47.782	58.951	24.678	17.516	16.757
2	11:44:43.842	56.060	22.400	16.938	16.722
3	11:45:40.361	56.519	22.622	16.893	17.004
4	11:46:35.832	55.471	22.355	16.497	16.619
5	11:47:30.894	55.062	22.117	16.395	16.550

Rotax Euro Challenge 2012
 Class: Rotax Max Seniors
 Date/Time: 01.04.2012 14:30

Track: Genk / Belgium
 Heat: Final
 Laps: 17

Edition 1

Philip MORIN	299	Laps 5 Tm. 4:48.087
	33	
Antoine BARTHON	210	Laps 5 Tm. 4:42.424
	31	
Mikkel JOHNSEN	258	Laps 14 Tm. 13:15.743
	29	
Joel JOHANSSON	239	Laps 14 Tm. 13:14.741
	27	
Jiri FORMAN	212	Laps 14 Tm. 13:13.689
	25	
Matija JURKOVIC	227	Laps 14 Tm. 13:13.384
	23	
Ludvig MORIN	250	Laps 14 Tm. 13:12.796
	21	
Ukyo SASAHARA	290	Laps 14 Tm. 13:11.694
	19	
Aavo TALVAR	224	Laps 14 Tm. 13:06.503
	17	
Jules COUSIN	272	Laps 14 Tm. 13:05.704
	15	
Joel AFFOLTER	300	Laps 14 Tm. 13:05.277
	13	
Andy KING	236	Laps 14 Tm. 13:04.542
	11	
Jack AITKEN	228	Laps 14 Tm. 13:03.824
	9	
Barrie PULLINGER	278	Laps 14 Tm. 13:03.544
	7	
Kenny VERMEYLEN	281	Laps 14 Tm. 13:02.550
	5	
Edward BRAND	203	Laps 14 Tm. 13:00.999
	3	
Harrison SCOTT	254	Laps 14 Tm. 13:00.312
	1	

Pole Position

17	Henry EASTHOPE	263	Laps EXC Tm. EXC
		34	
16	Thomas BENISRI	213	Laps 5 Tm. 4:42.823
		32	
15	Nicolas PICOT	259	Laps 14 Tm. 13:15.997
		30	
14	Petr BEZEL	240	Laps 14 Tm. 13:15.272
		28	
13	Makino TADASUKE	294	Laps 14 Tm. 13:14.646
		26	
12	Oliver MYERS	284	Laps 14 Tm. 13:13.549
		24	
11	Michael COOL	214	Laps 14 Tm. 13:13.049
		22	
10	Jesse LAZARE	221	Laps 14 Tm. 13:12.145
		20	
9	Glen VAN DROOGENI	217	Laps 14 Tm. 13:07.478
		18	
8	Hubert PETIT	245	Laps 14 Tm. 13:05.795
		16	
7	James SINGLETON	232	Laps 14 Tm. 13:05.618
		14	
6	Ash HAND	234	Laps 14 Tm. 13:05.163
		12	
5	Alexandre FINKELSTEIN	238	Laps 14 Tm. 13:04.117
		10	
4	Josh HART	296	Laps 14 Tm. 13:03.704
		8	
3	Shaun SLAVIN	211	Laps 14 Tm. 13:02.985
		6	
2	Charlie EASTWOOD	208	Laps 14 Tm. 13:01.344
		4	
1	Sean BABINGTON	205	Laps 14 Tm. 13:00.395
		2	

Row

Clerk of the course Nigel Edwards:
 Stewards (Chairman) Olivier Steveny:

Scrutineer Paul Klaassen:
 Timekeeping Ingrid/Meik Wagner:



Rotax Euro Challenge 2012 Genk / Belgium

Rotax Seniors

Genk / Belgium 1,360 Km

Final

01.04.2012 14:30

Race (17 Laps) started at 14:47:43

Pos	No.	Name	Nat.	Chassis	Race Team	Laps	Total Tm	Diff	Best Tm	In Lap	km/h	Points
1	205	Sean BABINGTON	GBR	Alonso	Dan Holland Racing	17	15:42.677		54.581	13	89,702	55
2	203	Edward BRAND	GBR	Formula K	Formula K Europe	17	15:42.741	0.064	54.629	13	89,623	52
3	254	Harrison SCOTT	GBR	Tonykart	Strawberry Racing	17	15:42.744	0.067	54.751	14	89,423	50
4	300	Joel AFFOLTER	NED	Gillard	PDB Racing Team	17	15:42.926	0.249	54.665	13	89,564	49
5	296	Josh HART	NZL	Birel	Kalman Motorsport	17	15:43.041	0.364	54.614	14	89,647	48
6	232	James SINGLETON	GBR	CRG	Coles Racing	17	15:43.188	0.511	54.734	11	89,451	47
7	228	Jack AITKEN	GBR	Formula K	Protrain Racing	17	15:44.476	1.799	54.590	14	89,687	46
8	211	Shaun SLAVIN	GBR	Formula K	Formula K Europe	17	15:44.707	2.030	54.747	10	89,430	45
9	234	Ash HAND	GBR	Tonykart	Strawberry Racing	17	15:45.872	3.195	54.805	8	89,335	44
10	290	Ukyo SASAHARA	JPN	DR	VPDR	17	15:46.855	4.178	54.857	14	89,250	43
11	238	Alexandre FINKELSTEIN	FRA	Tonykart	MD Competition	17	15:47.437	4.760	54.854	13	89,255	42
12	278	Barrie PULLINGER	GBR	Alonso	Dan Holland Racing	17	15:47.519	4.842	54.610	13	89,654	41
13	236	Andy KING	GBR	Tonykart	Strawberry Racing	17	15:47.681	5.004	54.676	14	89,546	40
14	224	Aavo TALVAR	EST	Intrepid	Talvar Racing	17	15:52.133	9.456	54.702	14	89,503	39
15	217	Glen VAN DROOGENBROEC	BEL	Tonykart	Bouvin Power	17	15:52.676	9.999	54.597	14	89,675	38
16	214	Michael COOL	BEL	Tonykart	Bouvin Power	17	15:52.977	10.300	55.052	5	88,934	37
17	221	Jesse LAZARE	CAN	Intrepid	Chapman Racing TKP	17	15:53.004	10.327	54.799	13	89,345	36
18	213	Thomas BENISRI	FRA	Sodikart	Win Max	17	15:54.180	11.503	54.812	13	89,324	35
19	263	Henry EASTHOPE	GBR	Sodikart	Sodikart Junior Team	17	15:56.550	13.873	54.988	14	89,038	34
20	299	Philip MORIN	SWE	Alonso	Dan Holland Racing	17	15:56.598	13.921	54.572	5	89,716	33
21	259	Nicolas PICOT	FRA	Sodikart	Kart Pro Racing	17	15:59.801	17.124	55.147	5	88,781	32
22	240	Petr BEZEL	CZE	MS Kart	MS Kart Racing Team	17	16:00.618	17.941	55.129	4	88,810	31
23	245	Hubert PETIT	FRA	Sodikart	Sodi Junior Team	17	16:01.285	18.608	55.277	4	88,572	30
24	272	Jules COUSIN	FRA	FA Kart	DSS Kart	17	16:01.446	18.769	54.991	13	89,033	29
25	250	Ludvig MORIN	SWE	Kosmic	Soda Kart	17	16:03.169	20.492	55.157	4	88,765	28
26	294	Makino TADASUKE	JPN	Birel	Kalman Motorsport	17	16:03.373	20.696	55.046	8	88,944	27
27	284	Oliver MYERS	GBR	Tonykart	Coles Racing	17	16:03.980	21.303	55.077	12	88,894	26
28	208	Charlie EASTWOOD	IRL	Formula K	Protrain Racing	17	16:04.774	22.097	54.907	17	89,169	25
29	258	Mikkel JOHNSEN	DEN	Haase	DMT Racing	16	15:04.830	1 Lap	55.069	12	88,907	24
30	210	Antoine BARTHON	FRA	Alonso	Dan Holland Racing	14	13:02.609	3 Laps	54.741	12	89,439	23
31	227	Matija JURKOVIC	SLO	Formula K	MLM Racing KK	9	8:33.537	8 Laps	55.356	8	88,446	22
32	212	Jiri FORMAN	CZE	MS Kart	MS Kart Racing Team	8	7:34.586	9 Laps	55.080	5	88,889	21

Not classified

DQ	239	Joel JOHANSSON	SWE	Energy	Energy Team Sweden	17	16:03.272	DQ	55.009	4	89,004	0
DQ	281	Kenny VERMEYLEN	BEL	Tecno	KK Racing	5	4:43.250	DQ	54.899	4	89,182	0

Announcements

These results are provisional until the conclusion of any judicial and technical matters

No. 272 + 245 + 259 warning board

No. 281 + 239 black flag

Started: 34 Classified: 32 Not classified: 2

Margin of Victory	Ø km/h	Best Lap Tm	km/h	Best Lap by
0.064	88,293	54.572	89,716	299 - Philip MORIN

Official Timing www.camp-company.de / www.motorsport-events.se

Orbits

Timekeeping Ingrid and Meik Wagner:

Clerk of the course Nigel Edwards:

www.mylaps.com

Steward (Chairman) Olivier Steveny:

Chief Scrutineer Paul Klaassen:

Licensed to: Motorsport Events

Printed: 01.04.2012 15:06:20

posted at: h



Rotax Euro Challenge 2012 Genk / Belgium

Rotax Seniors

Genk / Belgium 1,360 Km

Final

01.04.2012 14:30

Race (17 Laps) started at 14:47:43

Lap	Time of Day	Lap Tm	S1 Tm	S2 Tm	S3 Tm
6	14:53:26.624	56.900	22.583	16.997	17.320
7	14:54:22.843	56.219	22.928	16.559	16.732
8	14:55:18.529	55.686	22.312	16.487	16.887

(239) Joel JOHANSSON

Lap	Time of Day	Lap Tm	S1 Tm	S2 Tm	S3 Tm
1	14:48:45.986	1:00.228	25.588	17.621	17.019
2	14:49:42.775	56.789	22.992	16.971	16.826
3	14:50:38.445	55.670	22.509	16.530	16.631
4	14:51:33.454	55.009	22.168	16.325	16.516
5	14:52:29.201	55.747	22.130	16.363	17.254
6	14:53:26.773	57.572	22.550	17.461	17.561
7	14:54:23.174	56.401	22.724	16.959	16.718
8	14:55:18.652	55.478	22.403	16.465	16.610
9	14:56:16.580	57.928	22.525	18.667	16.736
10	14:57:12.427	55.847	22.680	16.590	16.577
11	14:58:08.243	55.816	22.350	16.483	16.983
12	14:59:04.994	56.751	22.628	17.455	16.668
13	15:00:01.363	56.369	22.183	16.416	17.770
14	15:00:59.272	57.909	24.461	16.859	16.589
15	15:01:55.915	56.643	22.909	16.606	17.128
16	15:02:51.243	55.328	22.272	16.431	16.625
17	15:03:47.215	55.972	22.758	16.411	16.803

(281) Kenny VERMEYLEN

Lap	Time of Day	Lap Tm	S1 Tm	S2 Tm	S3 Tm
1	14:48:41.365	57.170	23.460	16.686	17.024
2	14:49:38.305	56.940	22.308	17.514	17.118
3	14:50:36.336	58.031	24.203	17.042	16.786
4	14:51:31.235	54.899	22.098	16.352	16.449
5	14:52:27.193	55.958	22.044	17.208	16.706



Rotax Euro Challenge 2012 Genk / Belgium

Rotax Juniors

Genk / Belgium 1,360 Km

Non Qualifying Practice 1 Odd Numbers

30.03.2012 14:36

Practice (9:00 Time) started at 14:36:00

Pos	No.	Name	Nat.	Chassis	Race Team	Laps	Best Tm	Diff	Gap In Lap	km/h
1	35	Harry WEBB	GBR	Tonykart	Strawberry Racing	9	55.889			8 87,602
2	61	Josh WHITE	GBR	Tonykart	RL Racing Dept Ltd	9	56.090	0.201	0.201	6 87,288
3	69	Ryan ANDERTON	GBR	Tonykart	Coles Racing	9	56.120	0.231	0.030	9 87,242
4	77	Fazio FRANSSEN	NED	Formula K	Formula K Europe	9	56.207	0.318	0.087	6 87,107
5	9	Janneau ESMEIJER	NED	Intrepid	Team TKP	9	56.262	0.373	0.055	6 87,021
6	49	Max AITKEN	GBR	Formula K	Protrain Racing	10	56.285	0.396	0.023	8 86,986
7	15	Lars LAMBORELLE	NED	Intrepid	Team TKP	10	56.290	0.401	0.005	10 86,978
8	19	Tobias HOLM	DEN	Kosmic	Star Karting	9	56.290	0.401		8 86,978
9	25	Jack BARTHOLOMEW	GBR	Zanardi	Coles Racing	10	56.312	0.423	0.022	7 86,944
10	83	Lukas WENIG	GER	TBA	Nintendo Team Scheider	9	56.343	0.454	0.031	6 86,896
11	21	Connor HALL	GBR	Tonykart	Coles Racing	9	56.346	0.457	0.003	6 86,892
12	27	Dennis TIJS	NED	Tonykart	Torenvliet Motorsport	9	56.388	0.499	0.042	7 86,827
13	7	Kaan ONDER	TUR	Alonso	Borusan Otomotiv M/Sport	10	56.396	0.507	0.008	6 86,815
14	37	Shayur HARPAL	RSA	Kosmic	Paul Carr Racing	10	56.415	0.526	0.019	5 86,785
15	81	Gaby WEYER	GBR	Intrepid	RL Racing Dept Ltd	9	56.449	0.560	0.034	8 86,733
16	33	Antoni PTAK	USA	Birel	Kalman Motorsport	10	56.502	0.613	0.053	8 86,652
17	53	Guan Yu ZHOU	GBR	Tonykart	Strawberry Racing	9	56.528	0.639	0.026	9 86,612
18	67	William TAYLFORTH	GBR	Tonykart	Global Karting	9	56.549	0.660	0.021	6 86,580
19	43	Thor VIELAND CHRISTENSEN	DEN	Tonykart	RS Competition	10	56.565	0.676	0.016	10 86,555
20	55	Kristian THORSEN	DEN	Tonykart	RS Competition	10	56.573	0.684	0.008	6 86,543
21	79	Milan EVERS	BEL	Maranello	Maranello Kart	10	56.578	0.689	0.005	9 86,535
22	45	Sven VAN DER SLIK	NED	Intrepid	Team TKP	9	56.590	0.701	0.012	8 86,517
23	17	Ralf ARON	EST	Tonykart	Aix Racing	10	56.627	0.738	0.037	4 86,461
24	51	Samu KYLMALA	FIN	Corsa	Prospeed Finland	9	56.854	0.965	0.227	9 86,115
25	29	Teodor MORIN	SWE	Kosmic	Soda Kart	10	57.131	1.242	0.277	4 85,698
26	23	Remo RAHULA	EST	Intrepid	Talvar Racing	7	57.172	1.283	0.041	6 85,636
27	57	Jonathan JUDEK	GER	Formula K	KM Racing	10	57.197	1.308	0.025	7 85,599
28	65	Emilien CARDE	FRA	Sodikart	Matec Competition	10	57.302	1.413	0.105	10 85,442
29	31	Netta PEKKALA	FIN	Corsa	Prospeed Finland Ltd	9	57.312	1.423	0.010	9 85,427
30	59	Julius COLLIANDER CELIK	SWE	Kosmic	Soda Kart	9	57.632	1.743	0.320	4 84,953
31	63	Taavetti ALATALO	FIN	Dino	Team Taavetti Alatalo	9	57.789	1.900	0.157	8 84,722
32	47	Ferruccio KINT	FRA	Kosmic	Team Sans Famille	9	58.109	2.220	0.320	6 84,255



Rotax Euro Challenge 2012 Genk / Belgium

Rotax Juniors

Genk / Belgium 1,360 Km

Non Qualifying Practice 1 Odd Numbers

30.03.2012 14:36

Practice (9:00 Time) started at 14:36:00

Lap	Time of Day	Lap Tm	S1 Tm	S2 Tm	S3 Tm	Lap	Time of Day	Lap Tm	S1 Tm	S2 Tm	S3 Tm
5	14:43:11.617	57.243									
6	14:44:08.789	57.172									
7	14:45:06.407	57.618									

(57) Jonathan JUDEK

1	14:37:16.740	1:00.977	25.536	17.738	17.703
2	14:38:14.796	58.056	23.380	17.264	17.412
3	14:39:13.156	58.360	23.382	17.651	17.327
4	14:40:10.715	57.559	23.222	17.091	17.246
5	14:41:08.459	57.744	23.054	17.446	17.244
6	14:42:06.064	57.605	23.012	17.394	17.199
7	14:43:03.261	57.197	22.992	16.987	17.218
8	14:44:00.631	57.370	22.961	17.062	17.347
9	14:44:58.310	57.679	23.156	17.247	17.276
10	14:45:55.681	57.371	22.932	17.066	17.373

(65) Emilien CARDE

1	14:37:13.082	1:00.293	24.985	17.742	17.566
2	14:38:11.831	58.749	23.620	17.647	17.482
3	14:39:09.391	57.560	23.096	17.148	17.316
4	14:40:06.796	57.405	23.221	16.958	17.226
5	14:41:04.279	57.483	23.132	17.110	17.241
6	14:42:01.690	57.411	22.817	17.343	17.251
7	14:42:59.527	57.837	23.458	17.102	17.277
8	14:43:56.982	57.455	23.001	17.133	17.321
9	14:44:54.309	57.327	22.994	17.054	17.279
10	14:45:51.611	57.302	22.891	17.075	17.336

(31) Netta PEKKALA

1	14:37:20.733	1:00.850	25.236	17.843	17.771
2	14:38:18.813	58.080	23.436	17.239	17.405
3	14:39:16.641	57.828	23.155	17.329	17.344
4	14:40:14.205	57.564	23.077	17.130	17.357
5	14:41:11.631	57.426	23.071	17.049	17.306
6	14:42:09.080	57.449	22.887	17.252	17.310
7	14:43:06.557	57.477	23.064	17.021	17.392
8	14:44:03.975	57.418	22.981	17.224	17.213
9	14:45:01.287	57.312	23.073	16.991	17.248

(59) Julius COLLIANDER CELIK

1	14:37:18.530	1:01.893	25.713	18.032	18.148
2	14:38:18.153	59.623	24.064	17.884	17.675
3	14:39:16.914	58.761	23.650	17.670	17.441
4	14:40:14.546	57.632	23.124	17.168	17.340
5	14:41:13.352	58.806	23.028	18.004	17.774
6	14:42:11.771	58.419	23.270	17.452	17.697
7	14:43:09.799	58.028	23.113	17.307	17.608
8	14:44:07.470	57.671	23.014	17.311	17.346
9	14:45:05.363	57.893	22.956	17.383	17.554

(63) Taavetti ALATALO

1	14:37:24.471	1:02.342	26.466	18.132	17.744
2	14:38:23.034	58.563	23.846	17.335	17.382
3	14:39:21.037	58.003	23.390	17.196	17.417
4	14:40:19.093	58.056	23.425	17.303	17.328
5	14:41:17.180	58.087	23.263	17.154	17.670
6	14:42:15.195	58.015	23.346	17.234	17.435
7	14:43:13.447	58.252	23.246	17.418	17.588
8	14:44:11.236	57.789	23.258	17.206	17.325
9	14:45:09.145	57.909	23.327	17.189	17.393

(47) Ferruccio KINT

1	14:37:34.735	1:02.378	25.779	18.143	18.456
2	14:38:33.464	58.729	23.706	17.413	17.610
3	14:39:31.876	58.412	23.559	17.405	17.448
4	14:40:30.555	58.679	23.238	17.289	18.152
5	14:41:28.882	58.327	23.530	17.327	17.470
6	14:42:26.991	58.109	23.342	17.318	17.449
7	14:43:25.357	58.366	23.249	17.598	17.519
8	14:44:24.317	58.960	23.822	17.599	17.539
9	14:45:22.672	58.355	23.235	17.614	17.506



Rotax Euro Challenge 2012 Genk / Belgium

Rotax Juniors

Genk / Belgium 1,360 Km

Qualifying Practice Group J1

-NEW-

30.03.2012 17:00

Qualifying (15:00 Time) started at 17:00:00

Pos	No.	Name	Nat.	Chassis	Race Team	Laps	Best Tm	Diff	Gap In Lap	km/h
1	35	Harry WEBB	GBR	Tonykart	Strawberry Racing	9	55.851		5	87,662
2	54	Jay GOODWIN	GBR	Tonykart	Strawberry Racing	10	56.124	0.273	0.273	6 87,235
3	36	Henrique BAPTISTA	POR	Kosmic	Paul Carr Racing	11	56.245	0.394	0.121	7 87,048
4	40	Jan JONCK	DEN	Tonykart	RS Competition	13	56.255	0.404	0.010	12 87,032
5	74	Jai NIJJAR	GBR	Tonykart	Global Karting	11	56.255	0.404		9 87,032
6	15	Lars LAMBORELLE	NED	Intrepid	Team TKP	11	56.325	0.474	0.070	7 86,924
7	49	Max AITKEN	GBR	Formula K	Protrain Racing	12	56.356	0.505	0.031	12 86,876
8	77	Fazio FRANSSSEN	NED	Formula K	Formula K Europe	12	56.361	0.510	0.005	6 86,869
9	37	Shayur HARPAL	RSA	Kosmic	Paul Carr Racing	11	56.362	0.511	0.001	10 86,867
10	76	David WOODER	GBR	Alonso	Dan Holland Racing	12	56.364	0.513	0.002	6 86,864
11	21	Connor HALL	GBR	Tonykart	Coles Racing	11	56.403	0.552	0.039	11 86,804
12	25	Jack BARTHOLOMEW	GBR	Zanardi	Coles Racing	12	56.430	0.579	0.027	6 86,762
13	79	Milan EVERS	BEL	Maranello	Maranello Kart	12	56.469	0.618	0.039	10 86,702
14	78	Jakub KADLCAK	CZE	Tonykart	Gregor Racing	11	56.495	0.644	0.026	6 86,663
15	42	Berkay BESLER	TUR	Tonykart	DNR Racing/Bouvin Power	12	56.504	0.653	0.009	12 86,649
16	81	Gaby WEYER	GBR	Intrepid	RL Racing Dept Ltd	11	56.515	0.664	0.011	7 86,632
17	51	Samu KYLMALA	FIN	Corsa	Prospeed Finland	15	56.523	0.672	0.008	12 86,620
18	28	Shanaka CLAY	SRI	Tonykart	TBA	16	56.556	0.705	0.033	11 86,569
19	18	Thomas PREINING	AUT	Formula K	Formula K Europe	11	56.597	0.746	0.041	11 86,506
20	67	William TAYLFORTH	GBR	Tonykart	Global Karting	12	56.629	0.778	0.032	8 86,457
21	58	Robin BUIJS	NED	Praga	Brand Racing	11	56.665	0.814	0.036	7 86,403
22	20	Nico MULLER	GER	DR	VPDR	11	56.688	0.837	0.023	11 86,367
23	56	Thomas SALVA	CZE	MS Kart	MS Kart Racing Team	11	56.695	0.844	0.007	10 86,357
24	33	Antoni PTAK	USA	Birel	Kalman Motorsport	16	56.714	0.863	0.019	16 86,328
25	64	Momo OKUDA	JPN	DR	VPDR	11	56.740	0.889	0.026	10 86,288
26	62	Bernard BRABOTÉZ	BEL	Zanardi		16	57.036	1.185	0.296	8 85,841
27	57	Jonathan JUDEK	GER	Formula K	KM Racing	12	57.057	1.206	0.021	6 85,809
28	52	Boris KOLFF	NED	Intrepid	Team TKP	11	57.082	1.231	0.025	6 85,771
29	24	Jan-Erik MEIKUP	EST	Tonykart	Aix Racing	10	57.107	1.256	0.025	8 85,734
30	59	Julius COLLIANDER CELIK	SWE	Kosmic	Soda Kart	12	57.117	1.266	0.010	6 85,719
31	47	Ferruccio KINT	FRA	Kosmic	Team Sans Famille	13	57.366	1.515	0.249	9 85,347

Not classified

DQ	83	Lukas WENIG	GER	TBA	Nintendo Team Scheider	11	56.362		7	86,867
DQ	29	Teodor MORIN	SWE	Kosmic	Soda Kart	16	56.976		10	85,931

Announcements

These results are provisional until the conclusion of any judicial and technical matters

No. 56 cancellation of the 3 best laptimes / reason technical non conformity

No. 29 + No. 83 excluded from Qualifying Practice / reason under the weight



Rotax Euro Challenge 2012 Genk / Belgium

Rotax Juniors

Genk / Belgium 1,360 Km

Qualifying Practice Group J1

30.03.2012 17:00

Qualifying (15:00 Time) started at 17:00:00

Lap	Time of Day	Lap Tm	S1 Tm	S2 Tm	S3 Tm	Lap	Time of Day	Lap Tm	S1 Tm	S2 Tm	S3 Tm
4	17:08:06.180	57.352	22.854	17.238	17.260						
5	17:09:03.509	57.329	22.820	17.245	17.264						
6	17:10:00.626	57.117	22.821	17.005	17.291						
7	17:10:58.721	58.095	23.629	17.194	17.272						
8	17:11:56.202	57.481	22.977	17.191	17.313						
9	17:12:55.046	58.844	24.129	17.478	17.237						
10	17:13:52.336	57.290	22.947	17.157	17.186						
11	17:14:49.531	57.195	23.005	16.972	17.218						
12	17:15:46.919	57.388	22.858	17.077	17.453						

(47) Ferruccio KINT

1	17:01:18.257	1:02.518	26.265	18.268	17.985
2	17:02:17.103	58.846	23.972	17.376	17.498
3	17:03:15.355	58.252	23.456	17.346	17.450
4	17:04:13.245	57.890	23.369	17.201	17.320
5	17:05:12.159	58.914	24.231	17.238	17.445
6	17:06:09.940	57.781	23.222	17.236	17.323
7	17:07:07.742	57.802	23.033	17.335	17.434
8	17:08:05.277	57.535	23.090	17.127	17.318
9	17:09:02.643	57.366	22.990	17.093	17.283
10	17:10:00.287	57.644	23.164	17.166	17.314
11	17:10:58.020	57.733	23.167	17.246	17.320
12	17:11:55.979	57.959	23.402	17.145	17.412
13	17:12:53.756	57.777	23.180	17.129	17.468

Timekeeping Ingrid and Meik Wagner:

Clerk of the course Nigel Edwards:

Steward (Chairman) Olivier Steveny:

Chief Scrutineer Paul Klaassen:

www.mylaps.com

Licensed to: Motorsport Events



Rotax Euro Challenge 2012 Genk / Belgium

Rotax Juniors

Genk / Belgium 1,360 Km

Qualifying Practice Group J2 **-NEW-**

30.03.2012 17:30

Qualifying (15:00 Time) started at 17:30:00

Pos	No.	Name	Nat.	Chassis	Race Team	Laps	Best Tm	Diff	Gap In Lap	km/h
1	69	Ryan ANDERTON	GBR	Tonykart	Coles Racing	12	55.862		10	87,645
2	98	Sam SCHIPPERS	NED	Intrepid	Team TKP	11	55.932	0.070	0.070	9 87,535
3	38	Cem BOLUKBASI	TUR	Kosmic	Paul Carr Racing	11	55.938	0.076	0.006	6 87,525
4	9	Janneau ESMEIJER	NED	Intrepid	Team TKP	11	55.997	0.135	0.059	5 87,433
5	61	Josh WHITE	GBR	Tonykart	RL Racing Dept Ltd	10	56.118	0.256	0.121	8 87,245
6	17	Ralf ARON	EST	Tonykart	Aix Racing	11	56.129	0.267	0.011	6 87,228
7	7	Kaan ONDER	TUR	Alonso	Borusan Otomotiv M/Sport	12	56.154	0.292	0.025	7 87,189
8	27	Dennis TIJS	NED	Tonykart	Torenvliet Motorsport	11	56.162	0.300	0.008	7 87,176
9	53	Guan Yu ZHOU	GBR	Tonykart	Strawberry Racing	12	56.164	0.302	0.002	6 87,173
10	70	Max TIMMERMANS	BEL	Formula K	Formula K Europe	11	56.169	0.307	0.005	7 87,166
11	50	Lennert VAN BOGAERT	BEL	Maranello	EGP	12	56.193	0.331	0.024	9 87,128
12	84	Patrik PASTOROK	SVK	Birel	Kalman Motorsport	9	56.207	0.345	0.014	6 87,107
13	19	Tobias HOLM	DEN	Kosmic	Star Karting	11	56.227	0.365	0.020	9 87,076
14	80	Marvin PIONKE	GER	Kosmic	RS Competition	11	56.259	0.397	0.032	6 87,026
15	26	Jessica BACKMAN	SWE	Tonykart	Strawberry Racing	11	56.273	0.411	0.014	6 87,004
16	55	Kristian THORSEN	DEN	Tonykart	RS Competition	12	56.275	0.413	0.002	6 87,001
17	82	Josh PRICE	GBR	Intrepid	RL Racing Dept Ltd	12	56.282	0.420	0.007	6 86,991
18	34	Pepijn STEEMAN	NED	Gillard	DFK	12	56.372	0.510	0.090	11 86,852
19	60	Jan FILIP	CZE	Maranello	OK Kart	11	56.434	0.572	0.062	9 86,756
20	16	Ryo HIROOKA	JPN	DR	VPDR	11	56.458	0.596	0.024	9 86,719
21	66	Peter HUBER	AUT	Birel	Kalman Motorsport	11	56.459	0.597	0.001	8 86,718
22	6	Finn KOUIJMAN	NED	Zanardi	Kartsupport	11	56.483	0.621	0.024	5 86,681
23	45	Sven VAN DER SLIK	NED	Intrepid	Team TKP	12	56.522	0.660	0.039	8 86,621
24	44	Ameer HASSAN	UAE	Fomula K	Formula K Europe	11	56.541	0.679	0.019	7 86,592
25	30	Joel DEPTUCH	POL	Praga	Uniq Racing	11	56.551	0.689	0.010	5 86,577
26	43	Thor VIELAND CHRISTEN	DEN	Tonykart	RS Competition	12	56.650	0.788	0.099	8 86,425
27	48	Frida GRANDIN	SWE	Kosmic	Soda Kart	15	56.666	0.804	0.016	9 86,401
28	31	Netta PEKKALA	FIN	Corsa	Prospeed Finland Ltd	15	56.688	0.826	0.022	9 86,367
29	65	Emilien CARDE	FRA	Sodikart	Matec Competition	15	56.699	0.837	0.011	14 86,351
30	23	Remo RAHULA	EST	Intrepid	Talvar Racing	13	56.755	0.893	0.056	10 86,266
31	68	Vince HERSCIK	HUN	Birel	Kalman Motorsport	11	56.793	0.931	0.038	8 86,208
32	63	Taavetti ALATALO	FIN	Dino	Team Taavetti Alatalo	11	56.899	1.037	0.106	8 86,047

Not classified											
DQ	22	Nils LAUB	GER	Intrepid	Team TKP	15	56.515			8	86,632

Announcements

These results are provisional until the conclusion of any judicial and technical matters

No. 22 excluded of Qualifying Practice / reason under the weight

Timekeeping Ingrid and Meik Wagner:

Clerk of the course Nigel Edwards:

www.mylaps.com

Steward (Chairman) Olivier Steveny:

Chief Scrutineer Paul Klaassen:

Licensed to: Motorsport Events

Printed: 30.03.2012 20:10:35

posted at:

h



Rotax Euro Challenge 2012 Genk / Belgium

Rotax Juniors

Genk / Belgium 1,360 Km

Qualifying Practice Group J2

30.03.2012 17:30

Qualifying (15:00 Time) started at 17:30:00

Table with columns: Lap, Time of Day, Lap Tm, S1 Tm, S2 Tm, S3 Tm. Contains data for 15 laps, with some values in bold (e.g., 56.515, 17.011, 16.730).

Table for driver (45) Sven VAN DER SLIK. Columns: Lap, Time of Day, Lap Tm, S1 Tm, S2 Tm, S3 Tm. Shows 12 laps of data.

Table for driver (44) Ameer HASSAN. Columns: Lap, Time of Day, Lap Tm, S1 Tm, S2 Tm, S3 Tm. Shows 11 laps of data.

Table for driver (30) Joel DEPTUCH. Columns: Lap, Time of Day, Lap Tm, S1 Tm, S2 Tm, S3 Tm. Shows 11 laps of data.

Table for driver (43) Thor VIELAND CHRISTENSEN. Columns: Lap, Time of Day, Lap Tm, S1 Tm, S2 Tm, S3 Tm. Shows 12 laps of data.

Table for driver (48) Frida GRANDIN. Columns: Lap, Time of Day, Lap Tm, S1 Tm, S2 Tm, S3 Tm. Shows 2 laps of data.

Table for driver (31) Netta PEKKALA. Columns: Lap, Time of Day, Lap Tm, S1 Tm, S2 Tm, S3 Tm. Shows 15 laps of data.

Table for driver (65) Emilien CARDE. Columns: Lap, Time of Day, Lap Tm, S1 Tm, S2 Tm, S3 Tm. Shows 15 laps of data.

Table for driver (23) Remo RAHULA. Columns: Lap, Time of Day, Lap Tm, S1 Tm, S2 Tm, S3 Tm. Shows 13 laps of data.

Table for driver (68) Vince HERSCIK. Columns: Lap, Time of Day, Lap Tm, S1 Tm, S2 Tm, S3 Tm. Shows 9 laps of data.

Timekeeping Ingrid and Meik Wagner: [Signature]

Clerk of the course Nigel Edwards:

Steward (Chairman) Olivier Steveny:

Chief Scrutineer Paul Klaassen:



Rotax Euro Challenge 2012 Genk / Belgium

Rotax Juniors

Genk / Belgium 1,360 Km

Qualifying Practice Group J2

30.03.2012 17:30

Qualifying (15:00 Time) started at 17:30:00

Lap	Time of Day	Lap Tm	S1 Tm	S2 Tm	S3 Tm
10	17:44:03.573	56.988	22.752	17.218	17.018
11	17:45:02.341	58.768	22.862	18.428	17.478

(63) Taavetti ALATALO

Lap	Time of Day	Lap Tm	S1 Tm	S2 Tm	S3 Tm
1	17:35:41.197	1:05.119	28.798	18.520	17.801
2	17:36:40.325	59.128	23.610	18.097	17.421
3	17:37:38.308	57.983	23.539	17.214	17.230
4	17:38:35.599	57.291	23.100	17.042	17.149
5	17:39:32.602	57.003	23.015	16.893	17.095
6	17:40:29.576	56.974	22.904	16.947	17.123
7	17:41:26.680	57.104	22.964	16.940	17.200
8	17:42:23.579	56.899	22.875	16.945	17.079
9	17:43:20.630	57.051	22.948	16.897	17.206
10	17:44:18.054	57.424	22.928	16.977	17.519
11	17:45:15.507	57.453	23.210	17.035	17.208

Timekeeping Ingrid and Meik Wagner:

Clerk of the course Nigel Edwards:

Steward (Chairman) Olivier Steveny:

Chief Scrutineer Paul Klaassen:

www.mylaps.com

Printed: 30.03.2012 17:46:46

posted at:

h

Licensed to: Motorsport Events



Rotax Euro Challenge 2012 Genk / Belgium

Rotax Juniors

Genk / Belgium 1,360 Km

Total result Qualifying Group J1 / J2

Pos	No.	Name	Nat.	Chassis	Race Team	Total Best Tm	Diff	QJ1 Best Tm	QJ2 Best Tm
1	35	Harry WEBB	GBR	Tonykart	Strawberry Racing	55.851		55.851	
2	69	Ryan ANDERTON	GBR	Tonykart	Coles Racing	55.862	0.011		55.862
3	98	Sam SCHIPPERS	NED	Intrepid	Team TKP	55.932	0.081		55.932
4	38	Cem BOLUKBASI	TUR	Kosmic	Paul Carr Racing	55.938	0.087		55.938
5	9	Janneau ESMEIJER	NED	Intrepid	Team TKP	55.997	0.146		55.997
6	61	Josh WHITE	GBR	Tonykart	RL Racing Dept Ltd	56.118	0.267		56.118
7	54	Jay GOODWIN	GBR	Tonykart	Strawberry Racing	56.124	0.273	56.124	
8	17	Ralf ARON	EST	Tonykart	Aix Racing	56.129	0.278		56.129
9	7	Kaan ONDER	TUR	Alonso	Borusan Otomotiv M/Sport	56.154	0.303		56.154
10	27	Dennis TIJS	NED	Tonykart	Torenvliet Motorsport	56.162	0.311		56.162
11	53	Guan Yu ZHOU	GBR	Tonykart	Strawberry Racing	56.164	0.313		56.164
12	70	Max TIMMERMANS	BEL	Formula K	Formula K Europe	56.169	0.318		56.169
13	50	Lennert VAN BOGAERT	BEL	Maranello	EGP	56.193	0.342		56.193
14	84	Patrik PASTOROK	SVK	Birel	Kalman Motorsport	56.207	0.356		56.207
15	19	Tobias HOLM	DEN	Kosmic	Star Karting	56.227	0.376		56.227
16	36	Henrique BAPTISTA	POR	Kosmic	Paul Carr Racing	56.245	0.394	56.245	
17	40	Jan JONCK	DEN	Tonykart	RS Competition	56.255	0.404	56.255	
18	74	Jai NIJJAR	GBR	Tonykart	Global Karting	56.255	0.404	56.255	
19	80	Marvin PIONKE	GER	Kosmic	RS Competition	56.259	0.408		56.259
20	26	Jessica BACKMAN	SWE	Tonykart	Strawberry Racing	56.273	0.422		56.273
21	55	Kristian THORSEN	DEN	Tonykart	RS Competition	56.275	0.424		56.275
22	82	Josh PRICE	GBR	Intrepid	RL Racing Dept Ltd	56.282	0.431		56.282
23	15	Lars LAMBORELLE	NED	Intrepid	Team TKP	56.325	0.474	56.325	
24	49	Max AITKEN	GBR	Formula K	Protrain Racing	56.356	0.505	56.356	
25	77	Fazio FRANSEN	NED	Formula K	Formula K Europe	56.361	0.510	56.361	
26	37	Shayur HARPAL	RSA	Kosmic	Paul Carr Racing	56.362	0.511	56.362	
27	76	David WOODER	GBR	Alonso	Dan Holland Racing	56.364	0.513	56.364	
28	34	Pepijn STEEMAN	NED	Gillard	DFK	56.372	0.521		56.372
29	21	Connor HALL	GBR	Tonykart	Coles Racing	56.403	0.552	56.403	
30	25	Jack BARTHOLOMEW	GBR	Zanardi	Coles Racing	56.430	0.579	56.430	
31	60	Jan FILIP	CZE	Maranello	OK Kart	56.434	0.583		56.434
32	16	Ryo HIROOKA	JPN	DR	VPDR	56.458	0.607		56.458
33	66	Peter HUBER	AUT	Birel	Kalman Motorsport	56.459	0.608		56.459
34	79	Milan EVERS	BEL	Maranello	Maranello Kart	56.469	0.618	56.469	
35	6	Finn KOIJMAN	NED	Zanardi	Kartsupport	56.483	0.632		56.483
36	78	Jakub KADLCAK	CZE	Tonykart	Gregor Racing	56.495	0.644	56.495	
37	42	Berkay BESLER	TUR	Tonykart	DNR Racing/Bouvin Power	56.504	0.653	56.504	
38	81	Gaby WEYER	GBR	Intrepid	RL Racing Dept Ltd	56.515	0.664	56.515	
39	45	Sven VAN DER SLIK	NED	Intrepid	Team TKP	56.522	0.671		56.522
40	51	Samu KYLMALA	FIN	Corsa	Prospeed Finland	56.523	0.672	56.523	
41	44	Ameer HASSAN	UAE	Formula K	Formula K Europe	56.541	0.690		56.541
42	30	Joel DEPTUCH	POL	Praga	Uniq Racing	56.551	0.700		56.551
43	28	Shanaka CLAY	SRI	Tonykart	TBA	56.556	0.705	56.556	
44	18	Thomas PREINING	AUT	Formula K	Formula K Europe	56.597	0.746	56.597	
45	67	William TAYLFORTH	GBR	Tonykart	Global Karting	56.629	0.778	56.629	

Announcements

These results are provisional until the conclusion of any judicial and technical matters



Rotax Euro Challenge 2012 Genk / Belgium

Rotax Juniors

Genk / Belgium 1,360 Km

Total result Qualifying Group J1 / J2

Pos	No.	Name	Nat.	Chassis	Race Team	Total Best Tm	Diff	QJ1 Best Tm	QJ2 Best Tm
46	43	Thor VIELAND CHRISTEN	DEN	Tonykart	RS Competition	56.650	0.799		56.650
47	58	Robin BUIJS	NED	Praga	Brand Racing	56.665	0.814	56.665	
48	48	Frida GRANDIN	SWE	Kosmic	Soda Kart	56.666	0.815		56.666
49	20	Nico MULLER	GER	DR	VPDR	56.688	0.837	56.688	
50	31	Netta PEKKALA	FIN	Corsa	Prospeed Finland Ltd	56.688	0.837		56.688
51	56	Thomas SALVA	CZE	MS Kart	MS Kart Racing Team	56.695	0.844	56.695	
52	65	Emilien CARDE	FRA	Sodikart	Matec Competition	56.699	0.848		56.699
53	33	Antoni PTAK	USA	Birel	Kalman Motorsport	56.714	0.863	56.714	
54	64	Momo OKUDA	JPN	DR	VPDR	56.740	0.889	56.740	
55	23	Remo RAHULA	EST	Intrepid	Talvar Racing	56.755	0.904		56.755
56	68	Vince HERSCIK	HUN	Birel	Kalman Motorsport	56.793	0.942		56.793
57	63	Taavetti ALATALO	FIN	Dino	Team Taavetti Alatalo	56.899	1.048		56.899
58	62	Bernard BRABOTÉZ	BEL	Zanardi		57.036	1.185	57.036	
59	57	Jonathan JUDEK	GER	Formula K	KM Racing	57.057	1.206	57.057	
60	52	Boris KOLFF	NED	Intrepid	Team TKP	57.082	1.231	57.082	
61	24	Jan-Erik MEIKUP	EST	Tonykart	Aix Racing	57.107	1.256	57.107	
62	59	Julius COLLIANDER CELI	SWE	Kosmic	Soda Kart	57.117	1.266	57.117	
63	47	Ferruccio KINT	FRA	Kosmic	Team Sans Famille	57.366	1.515	57.366	
DQ	83	Lukas WENIG	GER	TBA	Nintendo Team Scheider				
DQ	22	Nils LAUB	GER	Intrepid	Team TKP				
DQ	29	Teodor MORIN	SWE	Kosmic	Soda Kart				

Announcements

These results are provisional until the conclusion of any judicial and technical matters

**Heat organization
Rotax Euro Challenge 2012
Genk / Belgium
Rotax Max Juniors Group A**

Group	Pos	No.	Firstname	Lastname	Class	Overall BestTm
Group A	1	35	Harry	WEBB	Junior	55.851
Group A	5	9	Janneau	ESMEIJER	Junior	55.997
Group A	9	7	Kaan	ONDER	Junior	56.154
Group A	13	50	Lennert	VAN BOGAERT	Junior	56.193
Group A	17	40	Jan	JONCK	Junior	56.255
Group A	21	55	Kristian	THORSEN	Junior	56.275
Group A	25	77	Fazio	FRANSSEN	Junior	56.361
Group A	29	21	Connor	HALL	Junior	56.403
Group A	33	66	Peter	HUBER	Junior	56.459
Group A	37	42	Berkay	BESLER	Junior	56.504
Group A	41	44	Ameer	HASSAN	Junior	56.541
Group A	45	67	William	TAYLFORTH	Junior	56.629
Group A	49	20	Nico	MULLER	Junior	56.688
Group A	53	33	Antoni	PTAK	Junior	56.714
Group A	57	63	Taavetti	ALATALO	Junior	56.899
Group A	61	24	Jan-Erik	MEIKUP	Junior	57.107
Group A	65	22	Nils	LAUB	Junior	EXC



Clerk of the course Nigel Edwards:

Stewards (Chairman) Olivier Steveny:

Scrutineer Paul Klaassen:

Timekeeping Ingrid/Meik Wagner:

Printed: 30.03.2012 20:16

Posted at: h

**Heat organization
Rotax Euro Challenge 2012
Genk / Belgium
Rotax Max Juniors Group B**

Group	Pos	No.	Firstname	Lastname	Class	Overall BestTm
Group B	2	69	Ryan	ANDERTON	Junior	55.862
Group B	6	61	Josh	WHITE	Junior	56.118
Group B	10	27	Dennis	TIJS	Junior	56.162
Group B	14	84	Patrik	PASTOROK	Junior	56.207
Group B	18	74	Jai	NIJJAR	Junior	56.255
Group B	22	82	Josh	PRICE	Junior	56.282
Group B	26	37	Shayur	HARPAL	Junior	56.362
Group B	30	25	Jack	BARTHOLOMEW	Junior	56.430
Group B	34	79	Milan	EVERS	Junior	56.469
Group B	38	81	Gaby	WEYER	Junior	56.515
Group B	42	30	Joel	DEPTUCH	Junior	56.551
Group B	46	43	Thor	VIELAND CHRIST	Junior	56.650
Group B	50	31	Netta	PEKKALA	Junior	56.688
Group B	54	64	Momo	OKUDA	Junior	56.740
Group B	58	62	Bernard	BRABOTEZ	Junior	57.036
Group B	62	59	Julius	COLLIANDER CEI	Junior	57.117
Group B	66	29	Teodor	MORIN	Junior	EXC



Clerk of the course Nigel Edwards:

Stewards (Chairman) Olivier Steveny:

Scrutineer Paul Klaassen:

Timekeeping Ingrid/Meik Wagner:

Printed: 30.03.2012 20:16

Posted at: h

**Heat organization
Rotax Euro Challenge 2012
Genk / Belgium
Rotax Max Juniors Group C**

Group	Pos	No.	Firstname	Lastname	Class	Overall BestTm
Group C	3	98	Sam	SCHIPPERS	Junior	55.932
Group C	7	54	Jay	GOODWIN	Junior	56.124
Group C	11	53	Guan Yu	ZHOU	Junior	56.164
Group C	15	19	Tobias	HOLM	Junior	56.227
Group C	19	80	Marvin	PIONKE	Junior	56.259
Group C	23	15	Lars	LAMBORELLE	Junior	56.325
Group C	27	76	David	WOODER	Junior	56.364
Group C	31	60	Jan	FILIP	Junior	56.434
Group C	35	6	Finn	KOOIJMAN	Junior	56.483
Group C	39	45	Sven	VAN DER SLIK	Junior	56.522
Group C	43	28	Shanaka	CLAY	Junior	56.556
Group C	47	58	Robin	BUIJS	Junior	56.665
Group C	51	56	Thomas	SALVA	Junior	56.695
Group C	55	23	Remo	RAHULA	Junior	56.755
Group C	59	57	Jonathan	JUDEK	Junior	57.057
Group C	63	47	Ferruccio	KINT	Junior	57.366



Clerk of the course Nigel Edwards:

Stewards (Chairman) Olivier Steveny:

Scrutineer Paul Klaassen:

Timekeeping Ingrid/Meik Wagner:

Printed: 30.03.2012 20:16

posted at: h

**Heat organization
Rotax Euro Challenge 2012
Genk / Belgium
Rotax Max Juniors Group D**

Group	Pos	No.	Firstname	Lastname	Class	Overall BestTm
Group D	4	38	Cem	BOLUKBASI	Junior	55.938
Group D	8	17	Ralf	ARON	Junior	56.129
Group D	12	70	Max	TIMMERMANS	Junior	56.169
Group D	16	36	Henrique	BAPTISTA	Junior	56.245
Group D	20	26	Jessica	BACKMAN	Junior	56.273
Group D	24	49	Max	AITKEN	Junior	56.356
Group D	28	34	Pepijn	STEEMAN	Junior	56.372
Group D	32	16	Ryo	HIROOKA	Junior	56.458
Group D	36	78	Jakub	KADLCAK	Junior	56.495
Group D	40	51	Samu	KYLMALA	Junior	56.523
Group D	44	18	Thomas	PREINING	Junior	56.597
Group D	48	48	Frida	GRANDIN	Junior	56.666
Group D	52	65	Emilien	CARDE	Junior	56.699
Group D	56	68	Vince	HERSCIK	Junior	56.793
Group D	60	52	Boris	KOLFF	Junior	57.082
Group D	64	83	Lukas	WENIG	Junior	EXC



Clerk of the course Nigel Edwards:

Stewards (Chairman) Olivier Steveny:

Scrutineer Paul Klaassen:

Timekeeping Ingrid/Meik Wagner:

Printed: 30.03.2012 20:16

posted at: h

Rotax Euro Challenge 2012
 Class: Rotax Max Juniors
 Date/Time: 31.03.2012 10:50

Track:
 Heat:
 Laps:

Genk / Belgium
 Race 3 Qualifying Heat 1 A+B
 8

Edition 1

			18	
	35			36
Nils LAUB	22	Group A EXC	17	Teodor MORIN
	33			34
Jan-Erik MEIKUP	24	Group A 57.107	16	Julius COLLIANDER CI
	31			32
Taavetti ALATALO	63	Group A 56.899	15	Bernard BRABOTEZ
	29			30
Antoni PTAK	33	Group A 56.714	14	Momo OKUDA
	27			28
Nico MULLER	20	Group A 56.688	13	Netta PEKKALA
	25			26
William TAYLFORTH	67	Group A 56.629	12	Thor VIELAND CHRIS
	23			24
Ameer HASSAN	44	Group A 56.541	11	Joel DEPTUCH
	21			22
Berkay BESLER	42	Group A 56.504	10	Gaby WEYER
	19			20
Peter HUBER	66	Group A 56.459	9	Milan EVERS
	17			18
Connor HALL	21	Group A 56.403	8	Jack BARTHOLOMEV
	15			16
Fazio FRANSSEN	77	Group A 56.361	7	Shayur HARPAL
	13			14
Kristian THORSEN	55	Group A 56.275	6	Josh PRICE
	11			12
Jan JONCK	40	Group A 56.255	5	Jai NIJJAR
	9			10
Lennert VAN BOGAERT	50	Group A 56.193	4	Patrik PASTOROK
	7			8
Kaan ONDER	7	Group A 56.154	3	Dennis TIJS
	5			6
Janneau ESMEIJER	9	Group A 55.997	2	Josh WHITE
	3			4
Harry WEBB	35	Group A 55.851	1	Ryan ANDERTON
	1			2

Pole Position

Clerk of the course Nigel Edwards:
 Stewards (Chairman) Olivier Steveny:

Scrutineer Paul Klaassen:
 Timekeeping Ingrid/Meik Wagner:

Rotax Euro Challenge 2012
 Class: Rotax Max Juniors
 Date/Time: 31.03.2012 11:10

Track: Genk / Belgium
 Heat: Race 4 Qualifying Heat 2 C+D
 Laps: 8

Edition 1

	35	18		36
	33	17		34
Ferruccio KINT	47	16	Lukas WENIG	83
	31	15		32
Jonathan JUDEK	57	14	Boris KOLFF	52
	29	13		30
Remo RAHULA	23	12	Vince HERSCIK	68
	27	11		28
Thomas SALVA	56	10	Emilien CARDE	65
	25	9		26
Robin BUIJS	58	8	Frida GRANDIN	48
	23	7		24
Shanaka CLAY	28	6	Thomas PREINING	18
	21	5		22
Sven VAN DER SLIK	45	4	Samu KYLMALA	51
	19	3		20
Finn KOOIJMAN	6	2	Jakub KADLCAK	78
	17	1		18
Jan FILIP	60		Ryo HIROOKA	16
	15			16
David WOODER	76		Pepijn STEEMAN	34
	13			14
Lars LAMBORELLE	15		Max AITKEN	49
	11			12
Marvin PIONKE	80		Jessica BACKMAN	26
	9			10
Tobias HOLM	19		Henrique BAPTISTA	36
	7			8
Guan Yu ZHOU	53		Max TIMMERMANS	70
	5			6
Jay GOODWIN	54		Ralf ARON	17
	3			4
Sam SCHIPPERS	98		Cem BOLUKBASI	38
	1			
	1	Row		2

Pole Position

Clerk of the course Nigel Edwards:
 Stewards (Chairman) Olivier Steveny:

Scrutineer Paul Klaassen:
 Timekeeping Ingrid/Meik Wagner:

Rotax Euro Challenge 2012
Class: Rotax Max Juniors
Date/Time: 31.03.2012 13:40

Track: Genk / Belgium
Heat: Race 10 Qualifying Heat 3 B+C
Laps: 8

Edition 1

	35		18		36
Teodor MORIN	29	Group B EXC	17		
	33				34
Julius COLLIANDER CI	59	Group B 57.117	16	Ferruccio KINT	47 57.366
	31				32
Bernard BRABOTEZ	62	Group B 57.036	15	Jonathan JUDEK	57 57.057
	29				30
Momo OKUDA	64	Group B 56.740	14	Remo RAHULA	23 56.755
	27				28
Netta PEKKALA	31	Group B 56.688	13	Thomas SALVA	56 56.695
	25				26
Thor VIELAND CHRIS	43	Group B 56.650	12	Robin BUIJS	58 56.665
	23				24
Joel DEPTUCH	30	Group B 56.551	11	Shanaka CLAY	28 56.556
	21				22
Gaby WEYER	81	Group B 56.515	10	Sven VAN DER SLIK	45 56.522
	19				20
Milan EVERS	79	Group B 56.469	9	Finn KOOIJMAN	6 56.483
	17				18
Jack BARTHOLOMEV	25	Group B 56.430	8	Jan FILIP	60 56.434
	15				16
Shayur HARPAL	37	Group B 56.362	7	David WOODER	76 56.364
	13				14
Josh PRICE	82	Group B 56.282	6	Lars LAMBORELLE	15 56.325
	11				12
Jai NIJJAR	74	Group B 56.255	5	Marvin PIONKE	80 56.259
	9				10
Patrik PASTOROK	84	Group B 56.207	4	Tobias HOLM	19 56.227
	7				8
Dennis TIJS	27	Group B 56.162	3	Guan Yu ZHOU	53 56.164
	5				6
Josh WHITE	61	Group B 56.118	2	Jay GOODWIN	54 56.124
	3				4
Ryan ANDERTON	69	Group B 55.862	1	Sam SCHIPPERS	98 55.932
	1		Row		2

Pole Position

Clerk of the course Nigel Edwards:
Stewards (Chairman) Olivier Steveny:

Scrutineer Paul Klaassen:
Timekeeping Ingrid/Meik Wagner:

Rotax Euro Challenge 2012
 Class: Rotax Max Juniors
 Date/Time: 31.03.2012 14:00

Track:
 Heat:
 Laps:

Genk / Belgium
 Race 11 Qualifying Heat 4 A+D
 8

Edition 1

	35		18		36
Nils LAUB	22	Group A EXC	17		
	33				34
Jan-Erik MEIKUP	24	Group A 57.107	16	Lukas WENIG	83
	31				32
Taavetti ALATALO	63	Group A 56.899	15	Boris KOLFF	52
	29				30
Antoni PTAK	33	Group A 56.714	14	Vince HERSCIK	68
	27				28
Nico MULLER	20	Group A 56.688	13	Emilien CARDE	65
	25				26
William TAYLFORTH	67	Group A 56.629	12	Frida GRANDIN	48
	23				24
Ameer HASSAN	44	Group A 56.541	11	Thomas PREINING	18
	21				22
Berkay BESLER	42	Group A 56.504	10	Samu KYLMALA	51
	19				20
Peter HUBER	66	Group A 56.459	9	Jakub KADLCAK	78
	17				18
Connor HALL	21	Group A 56.403	8	Ryo HIROOKA	16
	15				16
Fazio FRANSSSEN	77	Group A 56.361	7	Pepijn STEEMAN	34
	13				14
Kristian THORSEN	55	Group A 56.275	6	Max AITKEN	49
	11				12
Jan JONCK	40	Group A 56.255	5	Jessica BACKMAN	26
	9				10
Lennert VAN BOGAERT	50	Group A 56.193	4	Henrique BAPTISTA	36
	7				8
Kaan ONDER	7	Group A 56.154	3	Max TIMMERMANS	70
	5				6
Janneau ESMEIJER	9	Group A 55.997	2	Ralf ARON	17
	3				4
Harry WEBB	35	Group A 55.851	1	Cem BOLUKBASI	38
	1		Row		2

Pole Position

Clerk of the course Nigel Edwards:
 Stewards (Chairman) Olivier Steveny:

Scrutineer Paul Klaassen:
 Timekeeping Ingrid/Meik Wagner:

Rotax Euro Challenge 2012
 Class: Rotax Max Juniors
 Date/Time: 31.03.2012 16:20

Track: Genk / Belgium
 Heat: Race 17 Qualifying Heat 5 A+C
 Laps: 8

Edition 1

	35	18		36
Nils LAUB	22	17		
	33			34
Jan-Erik MEIKUP	24	16	Ferruccio KINT	47
	31			32
Taavetti ALATALO	63	15	Jonathan JUDEK	57
	29			30
Antoni PTAK	33	14	Remo RAHULA	23
	27			28
Nico MULLER	20	13	Thomas SALVA	56
	25			26
William TAYLFORTH	67	12	Robin BUIJS	58
	23			24
Ameer HASSAN	44	11	Shanaka CLAY	28
	21			22
Berkay BESLER	42	10	Sven VAN DER SLIK	45
	19			20
Peter HUBER	66	9	Finn KOIJMAN	6
	17			18
Connor HALL	21	8	Jan FILIP	60
	15			16
Fazio FRANSSEN	77	7	David WOODER	76
	13			14
Kristian THORSEN	55	6	Lars LAMBORELLE	15
	11			12
Jan JONCK	40	5	Marvin PIONKE	80
	9			10
Lennert VAN BOGAERT	50	4	Tobias HOLM	19
	7			8
Kaan ONDER	7	3	Guan Yu ZHOU	53
	5			6
Janneau ESMEIJER	9	2	Jay GOODWIN	54
	3			4
Harry WEBB	35	1	Sam SCHIPPERS	98
	1			2

Pole Position

Row

Clerk of the course Nigel Edwards:
 Stewards (Chairman) Olivier Steveny:

Scrutineer Paul Klaassen:
 Timekeeping Ingrid/Meik Wagner:

Rotax Euro Challenge 2012
 Class: Rotax Max Juniors
 Date/Time: 31.03.2012 16:40

Track: Genk / Belgium
 Heat: Race 18 Qualifying Heat 6 B+D
 Laps: 8

Edition 1

	35		18		36
Teodor MORIN	29	Group B EXC	17		
	33				34
Julius COLLIANDER CI	59	Group B 57.117	16	Lukas WENIG	83 Group D EXC
	31				32
Bernard BRABOTEZ	62	Group B 57.036	15	Boris KOLFF	52 Group D 57.082
	29				30
Momo OKUDA	64	Group B 56.740	14	Vince HERSCIK	68 Group D 56.793
	27				28
Netta PEKKALA	31	Group B 56.688	13	Emilien CARDE	65 Group D 56.699
	25				26
Thor VIELAND CHRIS	43	Group B 56.650	12	Frida GRANDIN	48 Group D 56.666
	23				24
Joel DEPTUCH	30	Group B 56.551	11	Thomas PREINING	18 Group D 56.597
	21				22
Gaby WEYER	81	Group B 56.515	10	Samu KYLMALA	51 Group D 56.523
	19				20
Milan EVERS	79	Group B 56.469	9	Jakub KADLCAK	78 Group D 56.495
	17				18
Jack BARTHOLOMEV	25	Group B 56.430	8	Ryo HIROOKA	16 Group D 56.458
	15				16
Shayur HARPAL	37	Group B 56.362	7	Pepijn STEEMAN	34 Group D 56.372
	13				14
Josh PRICE	82	Group B 56.282	6	Max AITKEN	49 Group D 56.356
	11				12
Jai NIJJAR	74	Group B 56.255	5	Jessica BACKMAN	26 Group D 56.273
	9				10
Patrik PASTOROK	84	Group B 56.207	4	Henrique BAPTISTA	36 Group D 56.245
	7				8
Dennis TIJS	27	Group B 56.162	3	Max TIMMERMANS	70 Group D 56.169
	5				6
Josh WHITE	61	Group B 56.118	2	Ralf ARON	17 Group D 56.129
	3				4
Ryan ANDERTON	69	Group B 55.862	1	Cem BOLUKBASI	38 Group D 55.938
	1				2

Pole Position

Row

Clerk of the course Nigel Edwards:
 Stewards (Chairman) Olivier Steveny:

Scrutineer Paul Klaassen:
 Timekeeping Ingrid/Meik Wagner:



Rotax Euro Challenge 2012 Genk / Belgium

Rotax Juniors

Genk / Belgium 1,360 Km

Warm up Even Numbers

31.03.2012 09:20

Practice (5:00 Time) started at 9:20:00

Pos	No.	Name	Nat.	Chassis	Race Team	Laps	Best Tm	Diff	Gap In Lap	km/h
1	36	Henrique BAPTISTA	POR	Kosmic	Paul Carr Racing	5	56.530			5 86,609
2	38	Cem BOLUKBASI	TUR	Kosmic	Paul Carr Racing	5	56.610	0.080	0.080	5 86,486
3	82	Josh PRICE	GBR	Intrepid	RL Racing Dept Ltd	5	56.625	0.095	0.015	5 86,464
4	98	Sam SCHIPPERS	NED	Intrepid	Team TKP	5	56.682	0.152	0.057	4 86,377
5	54	Jay GOODWIN	GBR	Tonykart	Strawberry Racing	5	56.708	0.178	0.026	5 86,337
6	26	Jessica BACKMAN	SWE	Tonykart	Strawberry Racing	5	56.728	0.198	0.020	5 86,307
7	50	Lennert VAN BOGAERT	BEL	Maranello	EGP	5	56.777	0.247	0.049	5 86,232
8	70	Max TIMMERMANS	BEL	Formula K	Formula K Europe	5	56.800	0.270	0.023	5 86,197
9	76	David WOODER	GBR	Alonso	Dan Holland Racing	5	56.810	0.280	0.010	4 86,182
10	40	Jan JONCK	DEN	Tonykart	RS Competition	5	56.820	0.290	0.010	5 86,167
11	48	Frida GRANDIN	SWE	Kosmic	Soda Kart	5	56.863	0.333	0.043	5 86,102
12	44	Ameer HASSAN	UAE	Fomula K	Formula K Europe	5	56.932	0.402	0.069	5 85,997
13	64	Momo OKUDA	JPN	DR	VPDR	5	56.939	0.409	0.007	5 85,987
14	58	Robin BUIJS	NED	Praga	Brand Racing	5	56.983	0.453	0.044	5 85,920
15	52	Boris KOLFF	NED	Intrepid	Team TKP	5	57.006	0.476	0.023	5 85,886
16	74	Jai NIJJAR	GBR	Tonykart	Global Karting	5	57.033	0.503	0.027	5 85,845
17	28	Shanaka CLAY	SRI	Tonykart	TBA	5	57.055	0.525	0.022	3 85,812
18	34	Pepijn STEEMAN	NED	Gillard	DFK	5	57.105	0.575	0.050	5 85,737
19	84	Patrik PASTOROK	SVK	Birel	Kalman Motorsport	5	57.223	0.693	0.118	5 85,560
20	18	Thomas PREINING	AUT	Formula K	Formula K Europe	5	57.241	0.711	0.018	4 85,533
21	20	Nico MULLER	GER	DR	VPDR	5	57.255	0.725	0.014	3 85,512
22	16	Ryo HIROOKA	JPN	DR	VPDR	5	57.266	0.736	0.011	4 85,496
23	66	Peter HUBER	AUT	Birel	Kalman Motorsport	5	57.338	0.808	0.072	4 85,388
24	42	Berkay BESLER	TUR	Tonykart	DNR Racing/Bouvin Power	5	57.345	0.815	0.007	4 85,378
25	80	Marvin PIONKE	GER	Kosmic	RS Competition	5	57.427	0.897	0.082	3 85,256
26	22	Nils LAUB	GER	Intrepid	Team TKP	5	57.489	0.959	0.062	5 85,164
27	78	Jakub KADLCAK	CZE	Tonykart	Gregor Racing	5	57.588	1.058	0.099	4 85,018
28	62	Bernard BRABOTEZ	BEL	Zanardi		5	57.798	1.268	0.210	4 84,709
29	68	Vince HERSCIK	HUN	Birel	Kalman Motorsport	5	57.889	1.359	0.091	3 84,576
30	6	Finn KOIJMAN	NED	Zanardi	Kartsupport	5	57.957	1.427	0.068	4 84,476
31	30	Joel DEPTUCH	POL	Praga	Uniq Racing	5	58.061	1.531	0.104	2 84,325
32	56	Thomas SALVA	CZE	MS Kart	MS Kart Racing Team	5	58.067	1.537	0.006	3 84,316
33	60	Jan FILIP	CZE	Maranello	OK Kart	5	58.068	1.538	0.001	3 84,315
34	24	Jan-Erik MEIKUP	EST	Tonykart	Aix Racing	5	58.275	1.745	0.207	5 84,015



Rotax Euro Challenge 2012 Genk / Belgium

Rotax Juniors

Genk / Belgium 1,360 Km

Warm up Even Numbers

31.03.2012 09:20

Practice (5:00 Time) started at 9:20:00

Lap	Time of Day	Lap Tm	S1 Tm	S2 Tm	S3 Tm
5	9:25:14.569	58.489	23.078	17.818	17.593
(16) Ryo HIROOKA					
1	9:21:24.529	1:01.202	25.840	17.766	17.596
2	9:22:22.177	57.648	23.132	17.128	17.388
3	9:23:19.671	57.494	23.107	17.112	17.275
4	9:24:16.937	57.266	22.940	17.002	17.324
5	9:25:14.791	57.854	22.897	17.670	17.287
(66) Peter HUBER					
1	9:21:26.694	1:04.416	27.363	18.844	18.209
2	9:22:26.155	59.461	24.616	17.335	17.510
3	9:23:23.983	57.828	23.320	17.144	17.364
4	9:24:21.321	57.338	23.002	17.072	17.264
5	9:25:18.941	57.620	22.952	17.181	17.487
(42) Berkay BESLER					
1	9:21:14.382	1:01.612	25.747	18.100	17.765
2	9:22:13.736	59.354	24.113	17.823	17.418
3	9:23:11.953	58.217	23.680	17.308	17.229
4	9:24:09.298	57.345	23.039	17.027	17.279
5	9:25:07.107	57.809	23.378	17.265	17.166
(80) Marvin PIONKE					
1	9:21:20.446	1:03.055	26.484	18.713	17.858
2	9:22:20.629	1:00.183	24.626	18.043	17.514
3	9:23:18.056	57.427	23.107	17.114	17.206
4	9:24:15.730	57.674	23.194	17.040	17.440
5	9:25:14.092	58.362	23.199	17.828	17.335
(22) Nils LAUB					
1	9:21:22.040	1:03.123	26.750	18.228	18.145
2	9:22:21.582	59.542	23.739	18.054	17.749
3	9:23:19.517	57.935	23.419	17.128	17.388
4	9:24:18.437	58.920	24.231	17.334	17.355
5	9:25:15.926	57.489	23.013	17.232	17.244
(78) Jakub KADLCAK					
1	9:21:19.878	1:03.326	26.633	18.621	18.072
2	9:22:18.049	58.171	23.710	17.213	17.248
3	9:23:16.762	58.713	23.761	17.881	17.071
4	9:24:14.350	57.588	23.375	16.989	17.224
5	9:25:12.111	57.761	23.345	17.252	17.164
(62) Bernard BRABOTEZ					
1	9:21:27.937	1:00.975	25.199	18.047	17.729
2	9:22:26.497	58.560	23.542	17.361	17.657
3	9:23:24.728	58.231	23.494	17.347	17.390
4	9:24:22.526	57.798	23.185	17.200	17.413
5	9:25:20.563	58.037	23.260	17.294	17.483
(68) Vince HERSCIK					
1	9:21:21.235	1:01.500	25.795	17.928	17.777
2	9:22:19.495	58.260	23.780	17.134	17.346
3	9:23:17.384	57.889	23.442	17.242	17.205
4	9:24:15.297	57.913	23.440	17.130	17.343
5	9:25:14.154	58.857	23.035	17.248	18.574
(6) Finn KOIJMAN					
1	9:21:19.806	1:01.695	25.655	18.272	17.768
2	9:22:18.193	58.387	23.974	17.254	17.159
3	9:23:16.510	58.317	23.562	17.448	17.307
4	9:24:14.467	57.957	23.697	17.120	17.140
5	9:25:13.645	59.178	23.434	17.789	17.955
(30) Joel DEPTUCH					
1	9:21:16.845	1:02.623	26.726	18.022	17.875
2	9:22:14.906	58.061	23.430	17.304	17.327
3	9:23:13.173	58.267	23.277	17.675	17.315
4	9:24:27.190	1:14.017	23.430	17.456	33.131
5	9:25:26.786	59.596	24.008	17.575	18.013
(56) Thomas SALVA					

Lap	Time of Day	Lap Tm	S1 Tm	S2 Tm	S3 Tm
1	9:21:19.988	1:04.975	28.070	18.239	18.666
2	9:22:18.641	58.653	23.945	17.280	17.428
3	9:23:16.708	58.067	23.193	17.554	17.320
4	9:24:15.132	58.424	23.645	17.402	17.377
5	9:25:13.437	58.305	23.274	17.373	17.658
(60) Jan FILIP					
1	9:21:20.121	1:03.301	26.558	18.950	17.793
2	9:22:19.047	58.926	24.044	17.345	17.537
3	9:23:17.115	58.068	23.311	17.500	17.257
4	9:24:15.530	58.415	23.886	17.058	17.471
5	9:25:13.895	58.365	23.212	17.917	17.236
(24) Jan-Erik MEIKUP					
1	9:21:20.677	1:02.661	26.218	18.605	17.838
2	9:22:19.256	58.579	23.771	17.397	17.411
3	9:23:29.749	1:10.493	23.242	29.035	18.216
4	9:24:28.079	58.330	23.588	17.329	17.413
5	9:25:26.354	58.275	23.269	17.543	17.463



Rotax Euro Challenge 2012 Genk / Belgium

Rotax Juniors

Genk / Belgium 1,360 Km

Warm up Odd Numbers

31.03.2012 09:30

Practice (5:00 Time) started at 9:30:00

Pos	No.	Name	Nat.	Chassis	Race Team	Laps	Best Tm	Diff	Gap In Lap	km/h
1	61	Josh WHITE	GBR	Tonykart	RL Racing Dept Ltd	5	56.546			5 86,584
2	35	Harry WEBB	GBR	Tonykart	Strawberry Racing	3	56.663	0.117	0.117	3 86,406
3	27	Dennis TIJS	NED	Tonykart	Torenvliet Motorsport	5	56.721	0.175	0.058	5 86,317
4	21	Connor HALL	GBR	Tonykart	Coles Racing	5	56.745	0.199	0.024	5 86,281
5	17	Ralf ARON	EST	Tonykart	Aix Racing	5	56.787	0.241	0.042	5 86,217
6	49	Max AITKEN	GBR	Formula K	Protrain Racing	5	56.808	0.262	0.021	5 86,185
7	83	Lukas WENIG	GER	TBA	Nintendo Team Scheider	5	56.831	0.285	0.023	5 86,150
8	7	Kaan ONDER	TUR	Alonso	Borusan Otomotiv M/Sport	5	56.864	0.318	0.033	5 86,100
9	33	Antoni PTAK	USA	Birel	Kalman Motorsport	5	56.879	0.333	0.015	5 86,077
10	43	Thor VIELAND CHRISTEN	DEN	Tonykart	RS Competition	5	56.886	0.340	0.007	4 86,067
11	37	Shayur HARPAL	RSA	Kosmic	Paul Carr Racing	5	56.977	0.431	0.091	5 85,929
12	79	Milan EVERS	BEL	Maranello	Maranello Kart	5	56.980	0.434	0.003	5 85,925
13	53	Guan Yu ZHOU	GBR	Tonykart	Strawberry Racing	5	57.052	0.506	0.072	3 85,816
14	67	William TAYLFORTH	GBR	Tonykart	Global Karting	5	57.058	0.512	0.006	4 85,807
15	69	Ryan ANDERTON	GBR	Tonykart	Coles Racing	5	57.061	0.515	0.003	4 85,803
16	81	Gaby WEYER	GBR	Intrepid	RL Racing Dept Ltd	5	57.092	0.546	0.031	5 85,756
17	19	Tobias HOLM	DEN	Kosmic	Star Karting	5	57.177	0.631	0.085	5 85,629
18	25	Jack BARTHOLOMEW	GBR	Zanardi	Coles Racing	5	57.208	0.662	0.031	4 85,582
19	51	Samu KYLMALA	FIN	Corsa	Prospeed Finland	5	57.216	0.670	0.008	5 85,570
20	55	Kristian THORSEN	DEN	Tonykart	RS Competition	5	57.223	0.677	0.007	4 85,560
21	9	Janneau ESMEIJER	NED	Intrepid	Team TKP	5	57.229	0.683	0.006	3 85,551
22	45	Sven VAN DER SLIK	NED	Intrepid	Team TKP	5	57.355	0.809	0.126	5 85,363
23	15	Lars LAMBORELLE	NED	Intrepid	Team TKP	4	57.391	0.845	0.036	4 85,310
24	77	Fazio FRANSSSEN	NED	Formula K	Formula K Europe	5	57.550	1.004	0.159	3 85,074
25	65	Emilien CARDE	FRA	Sodikart	Matec Competition	5	57.871	1.325	0.321	3 84,602
26	31	Netta PEKKALA	FIN	Corsa	Prospeed Finland Ltd	5	57.899	1.353	0.028	5 84,561
27	23	Remo RAHULA	EST	Intrepid	Talvar Racing	5	57.916	1.370	0.017	5 84,536
28	59	Julius COLLIANDER CELIK	SWE	Kosmic	Soda Kart	5	58.363	1.817	0.447	5 83,889
29	47	Ferruccio KINT	FRA	Kosmic	Team Sans Famille	5	58.431	1.885	0.068	4 83,791
30	29	Teodor MORIN	SWE	Kosmic	Soda Kart	5	58.463	1.917	0.032	3 83,745
31	63	Taavetti ALATALO	FIN	Dino	Team Taavetti Alatalo	5	58.470	1.924	0.007	3 83,735
32	57	Jonathan JUDEK	GER	Formula K	KM Racing	5	59.251	2.705	0.781	2 82,632



Rotax Euro Challenge 2012 Genk / Belgium

Rotax Juniors

Genk / Belgium 1,360 Km

Warm up Odd Numbers

31.03.2012 09:30

Practice (5:00 Time) started at 9:30:00

Lap	Time of Day	Lap Tm	S1 Tm	S2 Tm	S3 Tm	Lap	Time of Day	Lap Tm	S1 Tm	S2 Tm	S3 Tm
(45) Sven VAN DER SLIK						4	9:34:17.450	1:00.073	24.364	17.931	17.778
1	9:31:12.746	1:00.910	25.495	17.747	17.668	5	9:35:17.732	1:00.282	23.866	18.805	17.611
2	9:32:10.979	58.233	23.568	17.262	17.403						
3	9:33:08.614	57.635	23.203	17.155	17.277						
4	9:34:06.213	57.599	23.213	17.075	17.311						
5	9:35:03.568	57.355	23.007	17.092	17.256						
(15) Lars LAMBORELLE											
1	9:31:20.765	1:01.518	25.630	18.068	17.820						
2	9:32:18.332	57.567	23.399	17.021	17.147						
3	9:33:16.229	57.897	23.217	17.486	17.194						
4	9:34:13.620	57.391	23.026	17.197	17.168						
(77) Fazio FRANSEN											
1	9:31:24.570	1:04.675	26.640	18.858	19.177						
2	9:32:22.850	58.280	23.918	17.182	17.180						
3	9:33:20.400	57.550	23.185	17.166	17.199						
4	9:34:18.238	57.838	22.799	17.430	17.609						
5	9:35:16.014	57.776	23.355	17.168	17.253						
(65) Emilien CARDE											
1	9:31:22.197	1:03.221	26.709	18.389	18.123						
2	9:32:20.401	58.204	23.625	17.295	17.284						
3	9:33:18.272	57.871	23.118	17.255	17.498						
4	9:34:17.729	59.457	23.782	17.827	17.848						
5	9:35:15.919	58.190	23.262	17.474	17.454						
(31) Netta PEKKALA											
1	9:31:22.812	1:03.206	26.766	18.382	18.058						
2	9:32:21.932	59.120	23.696	17.868	17.556						
3	9:33:20.730	58.798	23.595	17.428	17.775						
4	9:34:20.879	1:00.149	24.300	18.274	17.575						
5	9:35:18.778	57.899	23.246	17.389	17.264						
(23) Remo RAHULA											
1	9:31:26.896	1:03.895	27.148	18.536	18.211						
2	9:32:25.908	59.012	23.838	17.501	17.673						
3	9:33:24.296	58.388	23.251	17.546	17.591						
4	9:34:22.820	58.524	23.281	17.614	17.629						
5	9:35:20.736	57.916	23.351	17.148	17.417						
(59) Julius COLLIANDER CELIK											
1	9:31:14.899	1:02.182	25.573	18.588	18.021						
2	9:32:14.476	59.577	24.028	17.914	17.635						
3	9:33:13.567	59.091	23.479	17.870	17.742						
4	9:34:13.072	59.505	23.842	18.173	17.490						
5	9:35:11.435	58.363	23.109	17.430	17.824						
(47) Ferruccio KINT											
1	9:31:29.677	1:06.890	28.309	19.942	18.639						
2	9:32:30.016	1:00.339	24.152	18.373	17.814						
3	9:33:28.874	58.858	23.741	17.457	17.660						
4	9:34:27.305	58.431	23.366	17.491	17.574						
5	9:35:25.779	58.474	23.531	17.363	17.580						
(29) Teodor MORIN											
1	9:31:15.756	1:02.330	26.290	17.992	18.048						
2	9:32:14.597	58.841	23.684	17.534	17.623						
3	9:33:13.060	58.463	23.425	17.559	17.479						
4	9:34:31.469	1:18.409	23.052	17.043	38.314						
5	9:35:30.131	58.662	24.123	17.140	17.399						
(63) Taavetti ALATALO											
1	9:31:21.501	1:03.314	26.905	18.510	17.899						
2	9:32:20.225	58.724	24.075	17.300	17.349						
3	9:33:18.695	58.470	23.545	17.558	17.367						
4	9:34:18.115	59.420	23.475	17.940	18.005						
5	9:35:17.066	58.951	23.718	17.908	17.325						
(57) Jonathan JUDEK											
1	9:31:17.530	1:02.287	26.305	18.177	17.805						
2	9:32:16.781	59.251	23.776	17.666	17.809						
3	9:33:17.377	1:00.596	24.596	18.240	17.760						

Timekeeping Ingrid and Meik Wagner:

Clerk of the course Nigel Edwards:

www.mylaps.com

Steward (Chairman) Olivier Steveny:

Chief Scrutineer Paul Klaassen:

Licensed to: Motorsport Events



Rotax Euro Challenge 2012 Genk / Belgium

Rotax Juniors

Genk / Belgium 1,360 Km

RACE 3 Qualifying Heat 1 A-B

31.03.2012 10:50

Race (8 Laps) started at 10:54:26

Pos	No.	Name	Nat.	Chassis	Race Team	Laps	Total Tm	Diff	Best Tm	In Lap	km/h	Points
1	35	Harry WEBB	GBR	Tonykart	Strawberry Racing	8	7:38.125		56.803	7	86,193	0
2	74	Jai NIJJAR	GBR	Tonykart	Global Karting	8	7:39.920	1.795	56.892	7	86,058	2
3	9	Janneau ESMEIJER	NED	Intrepid	Team TKP	8	7:40.132	2.007	56.784	7	86,221	3
4	77	Fazio FRANSSEN	NED	Formula K	Formula K Europe	8	7:41.635	3.510	56.827	6	86,156	4
5	61	Josh WHITE	GBR	Tonykart	RL Racing Dept Ltd	8	7:42.098	3.973	56.887	6	86,065	5
6	84	Patrik PASTOROK	SVK	Birel	Kalman Motorsport	8	7:42.646	4.521	57.090	5	85,759	6
7	27	Dennis TIJS	NED	Tonykart	Torenvliet Motorsport	8	7:42.719	4.594	56.889	6	86,062	7
8	82	Josh PRICE	GBR	Intrepid	RL Racing Dept Ltd	8	7:44.166	6.041	57.067	5	85,794	8
9	20	Nico MULLER	GER	DR	VPDR	8	7:45.191	7.066	57.039	7	85,836	9
10	50	Lennert VAN BOGAERT	BEL	Maranello	EGP	8	7:46.028	7.903	56.920	6	86,015	10
11	37	Shayur HARPAL	RSA	Kosmic	Paul Carr Racing	8	7:46.554	8.429	57.062	6	85,801	11
12	40	Jan JONCK	DEN	Tonykart	RS Competition	8	7:47.159	9.034	56.861	7	86,105	12
13	64	Momo OKUDA	JPN	DR	VPDR	8	7:47.330	9.205	57.013	6	85,875	13
14	43	Thor VIELAND CHRISTENS	DEN	Tonykart	RS Competition	8	7:47.424	9.299	57.120	5	85,714	14
15	21	Connor HALL	GBR	Tonykart	Coles Racing	8	7:48.153	10.028	56.851	7	86,120	15
16	25	Jack BARTHOLOMEW	GBR	Zanardi	Coles Racing	8	7:49.324	11.199	56.945	8	85,978	16
17	55	Kristian THORSEN	DEN	Tonykart	RS Competition	8	7:49.504	11.379	57.423	4	85,262	17
18	7	Kaan ONDER	TUR	Alonso	Borusan Otomotiv M/Sport	8	7:49.749	11.624	57.075	7	85,782	18
19	24	Jan-Erik MEIKUP	EST	Tonykart	Aix Racing	8	7:50.180	12.055	57.493	5	85,158	19
20	33	Antoni PTAK	USA	Birel	Kalman Motorsport	8	7:50.517	12.392	57.150	5	85,669	20
21	67	William TAYLFORTH	GBR	Tonykart	Global Karting	8	7:50.766	12.641	57.142	5	85,681	21
22	69	Ryan ANDERTON	GBR	Tonykart	Coles Racing	8	7:58.303	20.178	56.920	5	86,015	22
23	42	Berkay BESLER	TUR	Tonykart	DNR Racing/Bouvin Power	8	8:02.965	24.840	57.198	8	85,597	23
24	81	Gaby WEYER	GBR	Intrepid	RL Racing Dept Ltd	8	8:03.818	25.693	57.002	8	85,892	24
25	22	Nils LAUB	GER	Intrepid	Team TKP	8	8:04.739	26.614	57.409	8	85,283	25
26	30	Joel DEPTUCH	POL	Praga	Uniq Racing	8	8:04.962	26.837	57.297	6	85,449	26
27	66	Peter HUBER	AUT	Birel	Kalman Motorsport	8	8:07.259	29.134	59.165	6	82,752	27
28	44	Ameer HASSAN	UAE	Fomula K	Formula K Europe	6	5:59.899	2 Laps	57.356	6	85,362	28
29	79	Milan EVERS	BEL	Maranello	Maranello Kart		0.900	8 Laps		0	-	29
30	31	Netta PEKKALA	FIN	Corsa	Prospeed Finland Ltd		1.394	8 Laps		0	-	30
31	62	Bernard BRABOTEZ	BEL	Zanardi			1.580	8 Laps		0	-	31
32	59	Julius COLLIANDER CELIK	SWE	Kosmic	Soda Kart		1.764	8 Laps		0	-	32
33	29	Teodor MORIN	SWE	Kosmic	Soda Kart		2.016	8 Laps		0	-	33
34	63	Taavetti ALATALO	FIN	Dino	Team Taavetti Alatalo					0	-	34

Announcements

These results are provisional until the conclusion of any judicial and technical matters

Started: 34 Classified: 34 Not classified: 0

Margin of Victory	Ø km/h	Best Lap Tm	km/h	Best Lap by
1.795	85,496	56.784	86,221	9 - Janneau ESMEIJER

Official Timing www.camp-company.de / www.motorsport-events.se

Orbits

Timekeeping Ingrid and Meik Wagner:

Clerk of the course Nigel Edwards:

www.mylaps.com

Steward (Chairman) Olivier Steveny:

Chief Scrutineer Paul Klaassen:

Licensed to: Motorsport Events

Printed: 31.03.2012 11:06:16

posted at:

h



Rotax Euro Challenge 2012 Genk / Belgium

Rotax Juniors

Genk / Belgium 1,360 Km

RACE 4 Qualifying Heat 2 C-D

31.03.2012 11:10

Race (8 Laps) started at 11:14:35

Pos	No.	Name	Nat.	Chassis	Race Team	Laps	Total Tm	Diff	Best Tm	In Lap	km/h	Points
1	98	Sam SCHIPPERS	NED	Intrepid	Team TKP	8	7:38.217		56.711	6	86,332	0
2	54	Jay GOODWIN	GBR	Tonykart	Strawberry Racing	8	7:38.729	0.512	56.643	6	86,436	2
3	38	Cem BOLUKBASI	TUR	Kosmic	Paul Carr Racing	8	7:39.902	1.685	56.859	6	86,108	3
4	70	Max TIMMERMANS	BEL	Formula K	Formula K Europe	8	7:41.143	2.926	56.946	7	85,976	4
5	36	Henrique BAPTISTA	POR	Kosmic	Paul Carr Racing	8	7:41.647	3.430	56.653	7	86,421	5
6	17	Ralf ARON	EST	Tonykart	Aix Racing	8	7:42.044	3.827	56.961	5	85,954	6
7	15	Lars LAMBORELLE	NED	Intrepid	Team TKP	8	7:44.384	6.167	56.686	6	86,371	7
8	6	Finn KOIJMAN	NED	Zanardi	Kartsupport	8	7:44.747	6.530	56.902	6	86,043	8
9	76	David WOODER	GBR	Alonso	Dan Holland Racing	8	7:44.968	6.751	56.928	5	86,003	9
10	60	Jan FILIP	CZE	Maranello	OK Kart	8	7:45.370	7.153	56.753	6	86,269	10
11	45	Sven VAN DER SLIK	NED	Intrepid	Team TKP	8	7:45.879	7.662	57.243	6	85,530	11
12	26	Jessica BACKMAN	SWE	Tonykart	Strawberry Racing	8	7:45.998	7.781	56.777	5	86,232	12
13	28	Shanaka CLAY	SRI	Tonykart	TBA	8	7:46.205	7.988	56.998	5	85,898	13
14	58	Robin BUIJS	NED	Praga	Brand Racing	8	7:46.534	8.317	57.015	8	85,872	14
15	51	Samu KYLMALA	FIN	Corsa	Prospeed Finland	8	7:46.764	8.547	56.773	5	86,238	15
16	78	Jakub KADLCAK	CZE	Tonykart	Gregor Racing	8	7:47.039	8.822	56.903	7	86,041	16
17	16	Ryo HIROOKA	JPN	DR	VPDR	8	7:47.363	9.146	56.859	7	86,108	17
18	19	Tobias HOLM	DEN	Kosmic	Star Karting	8	7:48.339	10.122	56.828	7	86,155	18
19	49	Max AITKEN	GBR	Formula K	Protrain Racing	8	7:48.645	10.428	56.710	8	86,334	19
20	83	Lukas WENIG	GER	TBA	Nintendo Team Scheider	8	7:49.519	11.302	56.896	7	86,052	20
21	68	Vince HERSCIK	HUN	Birel	Kalman Motorsport	8	7:51.373	13.156	57.232	7	85,547	21
22	80	Marvin PIONKE	GER	Kosmic	RS Competition	8	7:54.380	16.163	57.652	8	84,923	22
23	18	Thomas PREINING	AUT	Formula K	Formula K Europe	8	7:54.639	16.422	57.388	8	85,314	23
24	56	Thomas SALVA	CZE	MS Kart	MS Kart Racing Team	8	7:55.305	17.088	57.357	4	85,360	24
25	65	Emilien CARDE	FRA	Sodikart	Matec Competition	8	7:55.598	17.381	57.537	8	85,093	25
26	23	Remo RAHULA	EST	Intrepid	Talvar Racing	8	7:55.890	17.673	57.634	3	84,950	26
27	57	Jonathan JUDEK	GER	Formula K	KM Racing	8	7:57.606	19.389	57.816	8	84,682	27
28	47	Ferruccio KINT	FRA	Kosmic	Team Sans Famille	8	7:58.333	20.116	57.965	7	84,465	28
29	34	Pepijn STEEMAN	NED	Gillard	DFK	8	7:59.747	21.530	57.229	7	85,551	29
30	53	Guan Yu ZHOU	GBR	Tonykart	Strawberry Racing	8	8:06.959	28.742	57.282	2	85,472	30
31	48	Frida GRANDIN	SWE	Kosmic	Soda Kart		1.253	8 Laps		0	-	31
32	52	Boris KOLFF	NED	Intrepid	Team TKP		1.573	8 Laps		0	-	32

Announcements

These results are provisional until the conclusion of any judicial and technical matters

Started: 32 Classified: 32 Not classified: 0

No 15 warning board

Margin of Victory	Ø km/h	Best Lap Tm	km/h	Best Lap by
0.512	85,479	56.643	86,436	54 - Jay GOODWIN

Official Timing www.camp-company.de / www.motorsport-events.se

Orbits

Timekeeping Ingrid and Meik Wagner:

Clerk of the course Nigel Edwards:

www.mylaps.com

Steward (Chairman) Olivier Steveny:

Chief Scrutineer Paul Klaassen:

Licensed to: Motorsport Events

Printed: 31.03.2012 11:25:35

posted at:

h



Rotax Euro Challenge 2012 Genk / Belgium

Rotax Juniors

Genk / Belgium 1,360 Km

RACE 4 Qualifying Heat 2 C-D

31.03.2012 11:10

Race (8 Laps) started at 11:14:35

Lap	Time of Day	Lap Tm	S1 Tm	S2 Tm	S3 Tm	Lap	Time of Day	Lap Tm	S1 Tm	S2 Tm	S3 Tm
1	11:15:37.994	1:01.972	26.225	18.373	17.374						
2	11:16:35.276	57.282	23.048	17.096	17.138						
3	11:17:32.611	57.335	23.001	17.018	17.316						
4	11:18:31.241	58.630	24.548	16.889	17.193						
5	11:19:28.743	57.502	23.156	17.229	17.117						
6	11:20:45.648	1:16.905	22.684	35.355	18.866						
7	11:21:45.164	59.516	24.341	17.572	17.603						
8	11:22:42.823	57.659	23.187	17.075	17.397						

Timekeeping Ingrid and Meik Wagner:

Clerk of the course Nigel Edwards:

Steward (Chairman) Olivier Steveny:

Chief Scrutineer Paul Klaassen:

www.mylaps.com

Licensed to: Motorsport Events



Rotax Euro Challenge 2012 Genk / Belgium

Rotax Juniors Genk / Belgium 1,360 Km

RACE 10 Qualifying Heat 3 B-C 31.03.2012 13:40


Race (8 Laps) started at 13:42:40

Pos	No.	Name	Nat.	Chassis	Race Team	Laps	Total Tm	Diff	Best Tm	In Lap	km/h	Points
1	54	Jay GOODWIN	GBR	Tonykart	Strawberry Racing	8	7:41.801		56.968	8	85,943	0
2	61	Josh WHITE	GBR	Tonykart	RL Racing Dept Ltd	8	7:42.010	0.209	56.736	8	86,294	2
3	69	Ryan ANDERTON	GBR	Tonykart	Coles Racing	8	7:42.874	1.073	56.988	8	85,913	3
4	82	Josh PRICE	GBR	Intrepid	RL Racing Dept Ltd	8	7:45.274	3.473	57.397	5	85,301	4
5	76	David WOODER	GBR	Alonso	Dan Holland Racing	8	7:47.321	5.520	57.609	4	84,987	5
6	74	Jai NIJJAR	GBR	Tonykart	Global Karting	8	7:47.484	5.683	57.245	5	85,527	6
7	84	Patrik PASTOROK	SVK	Birel	Kalman Motorsport	8	7:48.515	6.714	57.361	6	85,354	7
8	25	Jack BARTHOLOMEW	GBR	Zanardi	Coles Racing	8	7:48.750	6.949	57.375	6	85,333	8
9	6	Finn KOOIJMAN	NED	Zanardi	Kartsupport	8	7:48.880	7.079	57.404	5	85,290	9
10	27	Dennis TIJS	NED	Tonykart	Torenvliet Motorsport	8	7:49.333	7.532	57.128	8	85,702	10
11	53	Guan Yu ZHOU	GBR	Tonykart	Strawberry Racing	8	7:50.012	8.211	57.077	8	85,779	11
12	43	Thor VIELAND CHRISTENS	DEN	Tonykart	RS Competition	8	7:50.723	8.922	57.417	8	85,271	12
13	30	Joel DEPTUCH	POL	Praga	Uniq Racing	8	7:51.076	9.275	57.416	7	85,272	13
14	80	Marvin PIONKE	GER	Kosmic	RS Competition	8	7:51.911	10.110	57.287	7	85,464	14
15	28	Shanaka CLAY	SRI	Tonykart	TBA	8	7:51.984	10.183	57.512	5	85,130	15
16	15	Lars LAMBORELLE	NED	Intrepid	Team TKP	8	7:52.379	10.578	57.043	8	85,830	16
17	98	Sam SCHIPPERS	NED	Intrepid	Team TKP	8	7:52.570	10.769	56.875	8	86,084	17
18	56	Thomas SALVA	CZE	MS Kart	MS Kart Racing Team	8	7:55.150	13.349	57.637	6	84,945	18
19	19	Tobias HOLM	DEN	Kosmic	Star Karting	8	7:55.200	13.399	57.335	8	85,393	19
20	45	Sven VAN DER SLIK	NED	Intrepid	Team TKP	8	7:56.359	14.558	57.435	8	85,244	20
21	59	Julius COLLIANDER CELIK	SWE	Kosmic	Soda Kart	8	7:56.396	14.595	57.705	7	84,845	21
22	37	Shayur HARPAL	RSA	Kosmic	Paul Carr Racing	8	7:57.677	15.876	57.335	8	85,393	22
23	57	Jonathan JUDEK	GER	Formula K	KM Racing	8	7:58.929	17.128	57.917	7	84,535	23
24	29	Teodor MORIN	SWE	Kosmic	Soda Kart	8	7:59.313	17.512	57.799	8	84,707	24
25	47	Ferruccio KINT	FRA	Kosmic	Team Sans Famille	8	8:23.338	41.537	58.243	8	84,062	25
26	60	Jan FILIP	CZE	Maranello	OK Kart	1	1:13.817	7 Laps	1:13.194	1	66,891	26
27	79	Milan EVERS	BEL	Maranello	Maranello Kart		0.914	8 Laps		0	-	27
28	81	Gaby WEYER	GBR	Intrepid	RL Racing Dept Ltd		1.018	8 Laps		0	-	28
29	58	Robin BUIJS	NED	Praga	Brand Racing		1.413	8 Laps		0	-	29
30	31	Netta PEKKALA	FIN	Corsa	Prospeed Finland Ltd		1.535	8 Laps		0	-	30
31	64	Momo OKUDA	JPN	DR	VPDR		1.637	8 Laps		0	-	31
32	23	Remo RAHULA	EST	Intrepid	Talvar Racing		1.694	8 Laps		0	-	32
33	62	Bernard BRABOTEZ	BEL	Zanardi			1.745	8 Laps		0	-	33

Announcements

These results are provisional until the conclusion of any judicial and technical matters
 No. 98 time penalty 10 sec. / reason jump start
 No. 76 warning board
 Started: 33 Classified: 33 Not classified: 0

Margin of Victory	Ø km/h	Best Lap Tm	km/h	Best Lap by
0.209	84,816	56.736	86,294	61 - Josh WHITE

Timekeeping Ingrid and Meik Wagner:  Clerk of the course Nigel Edwards: www.mylaps.com
 Steward (Chairman) Olivier Steveny: Chief Scrutineer Paul Klaassen: Licensed to: Motorsport Events
 Printed: 31.03.2012 13:52:31 posted at: h



Rotax Euro Challenge 2012 Genk / Belgium

Rotax Juniors

Genk / Belgium 1,360 Km

RACE 11 Qualifying Heat 4 A-D

31.03.2012 14:00

Race (8 Laps) started at 14:02:37

Pos	No.	Name	Nat.	Chassis	Race Team	Laps	Total Tm	Diff	Best Tm	In Lap	km/h	Points
1	35	Harry WEBB	GBR	Tonykart	Strawberry Racing	8	7:38.973		56.868	7	86,094	0
2	9	Janneau ESMEIJER	NED	Intrepid	Team TKP	8	7:39.767	0.794	56.926	7	86,006	2
3	49	Max AITKEN	GBR	Formula K	Protrain Racing	8	7:42.492	3.519	56.639	6	86,442	3
4	36	Henrique BAPTISTA	POR	Kosmic	Paul Carr Racing	8	7:42.555	3.582	56.838	6	86,140	4
5	38	Cem BOLUKBASI	TUR	Kosmic	Paul Carr Racing	8	7:42.880	3.907	57.117	6	85,719	5
6	77	Fazio FRANSEN	NED	Formula K	Formula K Europe	8	7:44.724	5.751	56.886	5	86,067	6
7	17	Ralf ARON	EST	Tonykart	Aix Racing	8	7:47.009	8.036	57.435	8	85,244	7
8	34	Pepijn STEEMAN	NED	Gillard	DFK	8	7:47.093	8.120	57.269	8	85,491	8
9	7	Kaan ONDER	TUR	Alonso	Borusan Otomotiv M/Sport	8	7:47.995	9.022	57.538	8	85,092	9
10	70	Max TIMMERMANS	BEL	Formula K	Formula K Europe	8	7:48.260	9.287	56.893	7	86,056	10
11	50	Lennert VAN BOGAERT	BEL	Maranello	EGP	8	7:48.656	9.683	57.266	5	85,496	11
12	18	Thomas PREINING	AUT	Formula K	Formula K Europe	8	7:51.278	12.305	57.376	6	85,332	12
13	51	Samu KYLMALA	FIN	Corsa	Prospeed Finland	8	7:51.405	12.432	57.302	6	85,442	13
14	21	Connor HALL	GBR	Tonykart	Coles Racing	8	7:51.499	12.526	57.216	6	85,570	14
15	83	Lukas WENIG	GER	Formula K	Kartschmiede	8	7:51.713	12.740	57.228	8	85,553	15
16	65	Emilien CARDE	FRA	Sodikart	Matec Competition	8	7:52.301	13.328	57.305	8	85,438	16
17	40	Jan JONCK	DEN	Tonykart	RS Competition	8	7:52.681	13.708	56.705	7	86,342	17
18	33	Antoni PTAK	USA	Birel	Kalman Motorsport	8	7:53.189	14.216	57.324	7	85,409	18
19	55	Kristian THORSEN	DEN	Tonykart	RS Competition	8	7:54.012	15.039	57.472	7	85,189	19
20	44	Ameer HASSAN	UAE	Formula K	Formula K Europe	8	7:54.119	15.146	56.952	8	85,967	20
21	67	William TAYLFORTH	GBR	Tonykart	Global Karting	8	7:55.368	16.395	57.464	8	85,201	21
22	48	Frida GRANDIN	SWE	Kosmic	Soda Kart	8	7:55.498	16.525	57.819	8	84,678	22
23	24	Jan-Erik MEIKUP	EST	Tonykart	Aix Racing	8	7:56.557	17.584	57.668	8	84,900	23
24	26	Jessica BACKMAN	SWE	Tonykart	Strawberry Racing	8	7:57.270	18.297	56.747	6	86,278	24
25	63	Taavetti ALATALO	FIN	Dino	Team Taavetti Alatalo	8	7:57.449	18.476	58.164	5	84,176	25
26	78	Jakub KADLCAK	CZE	Tonykart	Gregor Racing	8	7:57.500	18.527	57.091	6	85,758	26
27	42	Berkay BESLER	TUR	Tonykart	DNR Racing/Bouvin Power	8	7:57.575	18.602	57.216	6	85,570	27
28	22	Nils LAUB	GER	Intrepid	Team TKP	8	7:57.712	18.739	57.352	6	85,368	28
29	52	Boris KOLFF	NED	Intrepid	Team TKP	8	7:57.895	18.922	57.672	7	84,894	29
30	16	Ryo HIROOKA	JPN	DR	VPDR	8	8:04.363	25.390	57.721	7	84,822	30
31	66	Peter HUBER	AUT	Birel	Kalman Motorsport	8	8:26.263	47.290	58.622	2	83,518	31
32	68	Vince HERSCIK	HUN	Birel	Kalman Motorsport	2	2:05.949	6 Laps	58.660	2	83,464	32

Not classified

DQ	20	Nico MULLER	GER	DR	VPDR	3	3:07.895	DQ	58.676	2	83,441	36
----	----	-------------	-----	----	------	---	----------	----	--------	---	--------	----

Announcements

These results are provisional until the conclusion of any judicial and technical matters

No. 20 black flag

No. 67 + No. 44 warning board

Started: 33 Classified: 32 Not classified: 1

Margin of Victory	Ø km/h	Best Lap Tm	km/h	Best Lap by
0.794	85,338	56.639	86,442	49 - Max AITKEN

Official Timing www.camp-company.de / www.motorsport-events.se

Orbits

Timekeeping Ingrid and Meik Wagner:

Clerk of the course Nigel Edwards:

www.mylaps.com

Steward (Chairman) Olivier Steveny:

Chief Scrutineer Paul Klaassen:

Licensed to: Motorsport Events

Printed: 31.03.2012 14:12:47

posted at: h



Rotax Euro Challenge 2012 Genk / Belgium

Rotax Juniors

Genk / Belgium 1,360 Km

RACE 11 Qualifying Heat 4 A-D

31.03.2012 14:00

Race (8 Laps) started at 14:02:37

Lap	Time of Day	Lap Tm	S1 Tm	S2 Tm	S3 Tm	Lap	Time of Day	Lap Tm	S1 Tm	S2 Tm	S3 Tm
1	14:03:40.245	1:01.810	26.510	17.828	17.472						
2	14:04:38.993	58.748	23.400	17.943	17.405						
3	14:05:51.738	1:12.745	36.802	18.284	17.659						
4	14:06:49.800	58.062	23.412	17.193	17.457						
5	14:07:47.977	58.177	23.401	17.324	17.452						
6	14:08:45.847	57.870	23.323	17.226	17.321						
7	14:09:43.568	57.721	23.221	17.086	17.414						
8	14:10:41.786	58.218	23.400	17.105	17.713						

(66) Peter HUBER

1	14:03:45.754	1:07.246	31.355	18.348	17.543
2	14:04:44.376	58.622	23.267	17.871	17.484
3	14:06:01.749	1:17.373	39.914	19.066	18.393
4	14:07:02.697	1:00.948	24.727	18.163	18.058
5	14:08:02.844	1:00.147	24.395	17.822	17.930
6	14:09:03.478	1:00.634	24.564	17.726	18.344
7	14:10:03.636	1:00.158	24.582	17.789	17.787
8	14:11:03.686	1:00.050	24.238	17.960	17.852

(68) Vince HERSCIK

1	14:03:44.712	1:05.690	30.672	17.550	17.468
2	14:04:43.372	58.660	23.334	17.645	17.681

(20) Nico MULLER

1	14:03:40.459	1:01.518	26.345	17.754	17.419
2	14:04:39.135	58.676	23.452	17.926	17.298
3	14:05:45.318	1:06.183	31.212	17.574	17.397

Timekeeping Ingrid and Meik Wagner:

Clerk of the course Nigel Edwards:

Steward (Chairman) Olivier Steveny:

Chief Scrutineer Paul Klaassen:

www.mylaps.com

Licensed to: Motorsport Events



Rotax Euro Challenge 2012 Genk / Belgium

Rotax Juniors

Genk / Belgium 1,360 Km

RACE 17 Qualifying Heat 5 A-C

-NEW-

31.03.2012 16:20

Race (8 Laps) started at 16:22:46

Pos	No.	Name	Nat.	Chassis	Race Team	Laps	Total Tm	Diff	Best Tm	In Lap	km/h	Points
1	54	Jay GOODWIN	GBR	Tonykart	Strawberry Racing	8	7:41.772		57.110	8	85,729	0
2	9	Janneau ESMEIJER	NED	Intrepid	Team TKP	8	7:42.456	0.684	57.272	8	85,487	2
3	35	Harry WEBB	GBR	Tonykart	Strawberry Racing	8	7:42.528	0.756	57.408	8	85,284	3
4	98	Sam SCHIPPERS	NED	Intrepid	Team TKP	8	7:42.678	0.906	56.798	8	86,200	4
5	77	Fazio FRANSSSEN	NED	Formula K	Formula K Europe	8	7:43.821	2.049	57.092	8	85,756	5
6	40	Jan JONCK	DEN	Tonykart	RS Competition	8	7:44.055	2.283	57.088	7	85,762	6
7	21	Connor HALL	GBR	Tonykart	Coles Racing	8	7:44.132	2.360	56.881	8	86,074	7
8	7	Kaan ONDER	TUR	Alonso	Borusan Otomotiv M/Sport	8	7:44.764	2.992	57.085	8	85,767	8
9	50	Lennert VAN BOGAERT	BEL	Maranello	EGP	8	7:46.210	4.438	57.271	8	85,488	9
10	28	Shanaka CLAY	SRI	Tonykart	TBA	8	7:47.585	5.813	57.290	7	85,460	10
11	6	Finn KOOIJMAN	NED	Zanardi	Kartsupport	8	7:48.326	6.554	57.333	6	85,396	11
12	19	Tobias HOLM	DEN	Kosmic	Star Karting	8	7:48.346	6.574	57.100	6	85,744	12
13	55	Kristian THORSEN	DEN	Tonykart	RS Competition	8	7:48.864	7.092	57.333	6	85,396	13
14	76	David WOODER	GBR	Alonso	Dan Holland Racing	8	7:50.597	8.825	56.987	6	85,914	14
15	44	Ameer HASSAN	UAE	Fomula K	Formula K Europe	8	7:50.943	9.171	57.267	6	85,494	15
16	58	Robin BUIJS	NED	Praga	Brand Racing	8	7:51.378	9.606	57.657	6	84,916	16
17	45	Sven VAN DER SLIK	NED	Intrepid	Team TKP	8	7:51.664	9.892	57.502	7	85,145	17
18	42	Berkay BESLER	TUR	Tonykart	DNR Racing/Bouvin Power	8	7:51.785	10.013	57.108	8	85,732	18
19	67	William TAYLFORTH	GBR	Tonykart	Global Karting	8	7:52.188	10.416	56.940	8	85,985	19
20	33	Antoni PTAK	USA	Birel	Kalman Motorsport	8	7:55.435	13.663	57.777	5	84,740	20
21	20	Nico MULLER	GER	DR	VPDR	8	7:55.957	14.185	57.584	5	85,024	21
22	60	Jan FILIP	CZE	Maranello	OK Kart	8	7:56.077	14.305	57.852	7	84,630	22
23	80	Marvin PIONKE	GER	Kosmic	RS Competition	8	7:56.540	14.768	58.151	4	84,195	23
24	66	Peter HUBER	AUT	Birel	Kalman Motorsport	8	7:57.070	15.298	57.752	6	84,776	24
25	22	Nils LAUB	GER	Intrepid	Team TKP	8	7:57.080	15.308	57.708	5	84,841	25
26	63	Taavetti ALATALO	FIN	Dino	Team Taavetti Alatalo	8	8:00.167	18.395	57.775	6	84,743	26
27	47	Ferruccio KINT	FRA	Kosmic	Team Sans Famille	8	8:04.503	22.731	58.242	6	84,063	27
28	57	Jonathan JUDEK	GER	Formula K	KM Racing	8	8:20.880	39.108	58.058	7	84,329	28
29	24	Jan-Erik MEIKUP	EST	Tonykart	Aix Racing	3	3:05.316	5 Laps	59.513	3	82,268	29
30	23	Remo RAHULA	EST	Intrepid	Talvar Racing	2	2:06.164	6 Laps	1:00.009	2	81,588	30
31	53	Guan Yu ZHOU	GBR	Tonykart	Strawberry Racing		0.398	8 Laps		0	-	31
32	56	Thomas SALVA	CZE	MS Kart	MS Kart Racing Team		1.283	8 Laps		0	-	32

Not classified

DQ	15	Lars LAMBORELLE	NED	Intrepid	Team TKP	4	4:08.061	DQ	57.776	3	84,741	36
----	----	-----------------	-----	----------	----------	---	----------	----	--------	---	--------	----

Announcements

These results are provisional until the conclusion of any judicial and technical matters

No. 15 black flag / exclusion from the whole meeting

Started: 33 Classified: 32 Not classified: 1

Margin of Victory	Ø km/h	Best Lap Tm	km/h	Best Lap by
0.684	84,821	56.798	86,200	98 - Sam SCHIPPERS

Official Timing www.camp-company.de / www.motorsport-events.se

Orbits

Timekeeping Ingrid and Meik Wagner:

Clerk of the course Nigel Edwards:

www.mylaps.com

Steward (Chairman) Olivier Steveny:

Chief Scrutineer Paul Klaassen:

Licensed to: Motorsport Events

Printed: 31.03.2012 19:27:46

posted at: h



Rotax Euro Challenge 2012 Genk / Belgium

Rotax Juniors

Genk / Belgium 1,360 Km

RACE 17 Qualifying Heat 5 A-C

31.03.2012 16:20

Race (8 Laps) started at 16:22:46

Lap	Time of Day	Lap Tm	S1 Tm	S2 Tm	S3 Tm	Lap	Time of Day	Lap Tm	S1 Tm	S2 Tm	S3 Tm
2	16:24:53.760	59.307	23.101	17.904	18.302						
3	16:25:51.536	57.776	23.054	17.220	17.502						
4	16:26:54.208	1:02.672	27.713	17.546	17.413						

Timekeeping Ingrid and Meik Wagner:

Clerk of the course Nigel Edwards:

Steward (Chairman) Olivier Steveny:

Chief Scrutineer Paul Klaassen:

www.mylaps.com

Licensed to: Motorsport Events



Rotax Euro Challenge 2012 Genk / Belgium

Rotax Juniors

Genk / Belgium 1,360 Km

RACE 18 Qualifying Heat 6 B-D -NEW-

31.03.2012 16:40

Race (8 Laps) started at 17:25:57

Pos	No.	Name	Nat.	Chassis	Race Team	Laps	Total Tm	Diff	Best Tm	In Lap	km/h	Points
1	49	Max AITKEN	GBR	Formula K	Protrain Racing	8	7:42.312		57.385	6	85,318	0
2	26	Jessica BACKMAN	SWE	Tonykart	Strawberry Racing	8	7:42.707	0.395	57.054	4	85,813	2
3	84	Patrik PASTOROK	SVK	Birel	Kalman Motorsport	8	7:43.349	1.037	57.178	8	85,627	3
4	37	Shayur HARPAL	RSA	Kosmic	Paul Carr Racing	8	7:45.898	3.586	57.153	8	85,665	4
5	48	Frida GRANDIN	SWE	Kosmic	Soda Kart	8	7:47.025	4.713	57.135	8	85,692	5
6	34	Pepijn STEEMAN	NED	Gillard	DFK	8	7:47.175	4.863	57.466	7	85,198	6
7	51	Samu KYLMALA	FIN	Corsa	Prospeed Finland	8	7:47.366	5.054	57.242	8	85,532	7
8	17	Ralf ARON	EST	Tonykart	Aix Racing	8	7:47.599	5.287	57.090	8	85,759	8
9	16	Ryo HIROOKA	JPN	DR	VPDR	8	7:47.828	5.516	57.129	8	85,701	9
10	79	Milan EVERS	BEL	Maranello	Maranello Kart	8	7:48.015	5.703	57.150	8	85,669	10
11	30	Joel DEPTUCH	POL	Praga	Uniq Racing	8	7:48.496	6.184	57.312	8	85,427	11
12	43	Thor VIELAND CHRISTENS	DEN	Tonykart	RS Competition	8	7:51.569	9.257	57.198	6	85,597	12
13	65	Emilien CARDE	FRA	Sodikart	Matec Competition	8	7:51.574	9.262	57.406	6	85,287	13
14	78	Jakub KADLCAK	CZE	Tonykart	Gregor Racing	8	7:51.768	9.456	57.193	6	85,605	14
15	70	Max TIMMERMANS	BEL	Formula K	Formula K Europe	8	7:52.443	10.131	57.488	6	85,166	15
16	68	Vince HERSCIK	HUN	Birel	Kalman Motorsport	8	7:52.488	10.176	57.634	4	84,950	16
17	74	Jai NIJJAR	GBR	Tonykart	Global Karting	8	7:52.502	10.190	56.776	6	86,234	17
18	62	Bernard BRABOTEZ	BEL	Zanardi		8	7:53.302	10.990	57.528	6	85,106	18
19	52	Boris KOLFF	NED	Intrepid	Team TKP	8	7:53.513	11.201	57.449	5	85,223	19
20	59	Julius COLLIANDER CELIK	SWE	Kosmic	Soda Kart	8	7:54.051	11.739	57.186	6	85,615	20
21	29	Teodor MORIN	SWE	Kosmic	Soda Kart	8	7:54.427	12.115	57.648	8	84,929	21
22	31	Netta PEKKALA	FIN	Corsa	Prospeed Finland Ltd	8	7:58.593	16.281	58.268	5	84,026	22
23	61	Josh WHITE	GBR	Tonykart	RL Racing Dept Ltd	8	7:58.736	16.424	56.852	7	86,118	23
24	64	Momo OKUDA	JPN	DR	VPDR	8	7:59.625	17.313	57.579	7	85,031	24
25	82	Josh PRICE	GBR	Intrepid	RL Racing Dept Ltd	8	8:03.791	21.479	57.472	3	85,189	25
26	38	Cem BOLUKBASI	TUR	Kosmic	Paul Carr Racing	4	3:55.650	4 Laps	57.998	2	84,417	26
27	25	Jack BARTHOLOMEW	GBR	Zanardi	Coles Racing	4	3:55.821	4 Laps	57.637	3	84,945	27
28	18	Thomas PREINING	AUT	Formula K	Formula K Europe	2	2:00.733	6 Laps	57.821	2	84,675	28
29	36	Henrique BAPTISTA	POR	Kosmic	Paul Carr Racing					0	-	29
30	83	Lukas WENIG	GER	Formula K	Kartschmiede					0	-	30

Not classified

DNS	27	Dennis TIJS	NED	Tonykart	Torenvliet Motorsport			DNS		0	-	35
DQ	69	Ryan ANDERTON	GBR	Tonykart	Coles Racing	8	7:42.444	DQ	57.155	6	85,662	36
DQ	81	Gaby WEYER	GBR	Intrepid	RL Racing Dept Ltd	8	7:54.117	DQ	57.306	6	85,436	36

Announcements

These results are provisional until the conclusion of any judicial and technical matters

No. 61 warning board

Started: 32 Classified: 30 Not classified: 2

No. 81 excluded of heat B-D / reason no respect of art. 2.20 CIK

No. 69 excluded from heat B-D / reason technical non conformity

Margin of Victory	Ø km/h	Best Lap Tm	km/h	Best Lap by
0.395	84,722	56.776	86,234	74 - Jai NIJJAR

Official Timing www.camp-company.de / www.motorsport-events.se

Orbits

Timekeeping Ingrid and Meik Wagner:

Clerk of the course Nigel Edwards:

www.mylaps.com

Steward (Chairman) Olivier Steveny:

Chief Scrutineer Paul Klaassen:

Licensed to: Motorsport Events

Printed: 01.04.2012 07:18:59

posted at:

h



Rotax Euro Challenge 2012 Genk / Belgium

Rotax Juniors

Genk / Belgium 1,360 Km

RACE 18 Qualifying Heat 6 B-D

31.03.2012 16:40

Race (8 Laps) started at 17:25:57

Lap	Time of Day	Lap Tm	S1 Tm	S2 Tm	S3 Tm
5	17:30:55.074	58.026	23.654	17.197	17.175
6	17:31:52.267	57.193	22.916	16.970	17.307
7	17:32:50.635	58.368	23.888	17.268	17.212
8	17:33:49.212	58.577	23.315	17.863	17.399
(70) Max TIMMERMANS					
1	17:27:03.790	1:05.804	29.998	17.695	18.111
2	17:28:02.045	58.255	23.049	17.835	17.371
3	17:29:00.338	58.293	23.760	17.292	17.241
4	17:29:58.650	58.312	23.814	17.151	17.347
5	17:30:56.264	57.614	23.026	17.396	17.192
6	17:31:53.752	57.488	23.210	17.051	17.227
7	17:32:52.063	58.311	23.004	18.075	17.232
8	17:33:49.887	57.824	22.918	17.053	17.853
(68) Vince HERSCIK					
1	17:27:02.799	59.975	23.975	18.053	17.947
2	17:28:00.736	57.937	23.262	17.313	17.362
3	17:28:59.252	58.516	24.000	17.274	17.242
4	17:29:56.886	57.634	23.227	17.124	17.283
5	17:30:54.704	57.818	23.343	17.075	17.400
6	17:31:52.418	57.714	23.107	17.037	17.570
7	17:32:51.504	59.086	23.914	17.921	17.251
8	17:33:49.932	58.428	23.026	17.391	18.011
(74) Jai NIJJAR					
1	17:27:06.616	1:08.352	33.637	17.423	17.292
2	17:28:03.784	57.168	22.989	17.009	17.170
3	17:29:01.918	58.134	23.537	17.300	17.297
4	17:29:59.802	57.884	22.989	17.777	17.118
5	17:30:57.346	57.544	23.305	16.920	17.319
6	17:31:54.122	56.776	22.856	16.907	17.013
7	17:32:53.013	58.891	23.444	18.180	17.267
8	17:33:49.946	56.933	22.953	16.940	17.040
(62) Bernard BRABOTEZ					
1	17:27:03.261	1:00.228	23.930	18.046	18.252
2	17:28:01.943	58.682	23.319	17.922	17.441
3	17:29:00.177	58.234	23.231	17.609	17.394
4	17:29:58.362	58.185	23.591	17.229	17.365
5	17:30:56.164	57.802	23.118	17.223	17.461
6	17:31:53.692	57.528	22.995	17.180	17.353
7	17:32:53.158	59.466	23.985	17.951	17.530
8	17:33:50.746	57.588	23.072	17.130	17.386
(52) Boris KOLFF					
1	17:27:03.995	1:00.656	24.462	17.433	18.761
2	17:28:02.703	58.708	23.310	17.909	17.489
3	17:29:00.645	57.942	23.306	17.379	17.257
4	17:29:59.022	58.377	23.777	17.431	17.169
5	17:30:56.471	57.449	23.204	17.103	17.142
6	17:31:54.033	57.562	23.090	17.184	17.288
7	17:32:53.340	59.307	23.124	18.683	17.500
8	17:33:50.957	57.617	23.309	17.079	17.229
(59) Julius COLLIANDER CELIK					
1	17:27:04.143	1:00.535	24.462	17.755	18.318
2	17:28:02.821	58.678	23.445	17.791	17.442
3	17:29:01.593	58.772	23.370	17.492	17.910
4	17:29:59.580	57.987	23.054	17.581	17.352
5	17:30:57.467	57.887	23.225	17.101	17.561
6	17:31:54.653	57.186	22.906	17.016	17.264
7	17:32:53.618	58.965	23.233	18.100	17.632
8	17:33:51.495	57.877	23.195	17.247	17.435
(81) Gaby WEYER					
1	17:27:02.914	59.817	24.081	17.709	18.027
2	17:28:01.481	58.567	23.235	17.947	17.385
3	17:28:59.851	58.370	23.574	17.482	17.314
4	17:29:57.557	57.706	23.043	17.383	17.280
5	17:30:55.541	57.984	23.439	17.212	17.333
6	17:31:52.847	57.306	22.967	17.146	17.193
7	17:32:53.972	1:01.125	23.438	19.921	17.766

Lap	Time of Day	Lap Tm	S1 Tm	S2 Tm	S3 Tm
8	17:33:51.561	57.589	23.115	17.241	17.233
(29) Teodor MORIN					
1	17:27:04.291	1:00.426	24.334	17.784	18.308
2	17:28:03.059	58.768	23.427	17.764	17.577
3	17:29:02.677	59.618	24.495	17.579	17.544
4	17:30:00.747	58.070	23.206	17.318	17.546
5	17:30:58.608	57.861	23.280	17.184	17.397
6	17:31:56.492	57.884	23.200	17.219	17.465
7	17:32:54.223	57.731	23.175	17.224	17.332
8	17:33:51.871	57.648	23.114	17.199	17.335
(31) Netta PEKKALA					
1	17:27:01.650	59.624	24.320	17.589	17.715
2	17:28:00.374	58.724	23.565	17.630	17.529
3	17:29:01.928	1:01.554	26.132	17.712	17.710
4	17:30:01.050	59.122	23.800	17.401	17.921
5	17:30:59.318	58.268	23.547	17.241	17.480
6	17:31:57.929	58.611	23.573	17.444	17.594
7	17:32:56.930	59.001	23.631	17.721	17.649
8	17:33:56.037	59.107	23.817	17.501	17.789
(61) Josh WHITE					
1	17:27:06.022	1:08.335	33.476	17.483	17.376
2	17:28:03.139	57.117	22.933	17.014	17.170
3	17:29:10.614	1:07.475	24.330	17.418	25.727
4	17:30:08.263	57.649	23.320	17.113	17.216
5	17:31:05.393	57.130	22.955	17.047	17.128
6	17:32:02.288	56.895	22.934	16.955	17.006
7	17:32:59.140	56.852	22.820	16.972	17.060
8	17:33:56.180	57.040	23.002	16.953	17.085
(64) Momo OKUDA					
1	17:27:03.034	1:00.490	24.030	18.529	17.931
2	17:28:02.976	59.942	23.391	18.628	17.923
3	17:29:06.384	1:03.408	24.084	17.630	21.694
4	17:30:05.299	58.915	24.019	17.308	17.588
5	17:31:03.551	58.252	23.615	17.327	17.310
6	17:32:01.437	57.886	23.240	17.295	17.351
7	17:32:59.016	57.579	23.204	17.142	17.233
8	17:33:57.069	58.053	23.642	17.196	17.215
(82) Josh PRICE					
1	17:26:58.730	1:00.037	25.317	17.452	17.268
2	17:27:56.751	58.021	23.424	17.324	17.273
3	17:28:54.223	57.472	23.099	17.049	17.324
4	17:30:06.018	1:11.795	23.090	17.269	31.436
5	17:31:05.005	58.987	24.043	17.398	17.546
6	17:32:03.232	58.227	23.594	17.250	17.383
7	17:33:01.947	58.715	23.634	17.471	17.610
8	17:34:01.235	59.288	23.640	17.545	18.103
(38) Cem BOLUKBASI					
1	17:26:56.680	59.085	24.354	17.363	17.368
2	17:27:54.678	57.998	23.302	17.271	17.425
3	17:28:54.579	59.901	24.208	17.896	17.797
4	17:29:53.094	58.515	23.420	17.294	17.801
(25) Jack BARTHOLOMEW					
1	17:26:59.048	59.780	24.676	17.735	17.369
2	17:27:56.914	57.866	23.183	17.328	17.355
3	17:28:54.551	57.637	23.051	17.195	17.391
4	17:29:53.265	58.714	23.434	17.746	17.534
(18) Thomas PREINING					
1	17:27:00.356	59.575	24.115	17.717	17.743
2	17:27:58.177	57.821	23.057	17.353	17.411

Timekeeping Ingrid and Meik Wagner:

Clerk of the course Nigel Edwards:

www.mylaps.com

Steward (Chairman) Olivier Steveny:

Chief Scrutineer Paul Klaassen:

Licensed to: Motorsport Events



Rotax Euro Challenge 2012

Rotax Max Juniors

Genk / Belgium

Ranking after Heats -NEW-

Pos.	No.	Firstname	Lastname	Nat.	Chassis	Race Team	QP	Points	Diff.	A-B	C-D	B-C	A-D	A-C	B-D
1	54	Jay	GOODWIN	GBR	Tonykart	Strawberry Racing	7	2		--	2	0	--	0	--
2	35	Harry	WEBB	GBR	Tonykart	Strawberry Racing	1	3	-1	0	--	--	0	3	--
3	9	Janneau	ESMEIJER	NED	Intrepid	Team TKP	5	7	-5	3	--	--	2	2	--
4	77	Fazio	FRANSSEN	NED	Formula K	Formula K Europe	25	15	-13	4	--	--	6	5	--
5	84	Patrik	PASTOROK	SVK	Birel	Kalman Motorsport	14	16	-14	6	--	7	--	--	3
6	98	Sam	SCHIPPERS	NED	Intrepid	Team TKP	3	21	-19	--	0	17	--	4	--
7	17	Ralf	ARON	EST	Tonykart	Aix Racing	8	21	-19	--	6	--	7	--	8
8	49	Max	AITKEN	GBR	Formula K	Protrain Racing	24	22	-20	--	19	--	3	--	0
9	74	Jai	NIJJAR	GBR	Tonykart	Global Karting	18	25	-23	2	--	6	--	--	17
10	76	David	WOODER	GBR	Alonso	Dan Holland Racing	27	28	-26	--	9	5	--	14	--
11	6	Finn	KOOIJMAN	NED	Zanardi	Kartsupport	35	28	-26	--	8	9	--	11	--
12	70	Max	TIMMERMANS	BEL	Formula K	Formula K Europe	12	29	-27	--	4	--	10	--	15
13	61	Josh	WHITE	GBR	Tonykart	RL Racing Dept Ltd	6	30	-28	5	--	2	--	--	23
14	50	Lennert	VAN BOGAERT	BEL	Maranello	EGP	13	30	-28	10	--	--	11	9	--
15	38	Cem	BOLUKBASI	TUR	Kosmic	Paul Carr Racing	4	34	-32	--	3	--	5	--	26
16	7	Kaan	ONDER	TUR	Alonso	Borusan Otomotiv M/Spor	9	35	-33	18	--	--	9	8	--
17	40	Jan	JONCK	DEN	Tonykart	RS Competition	17	35	-33	12	--	--	17	6	--
18	51	Samu	KYLMALA	FIN	Corsa	Prospeed Finland	40	35	-33	--	15	--	13	--	7
19	21	Connor	HALL	GBR	Tonykart	Coles Racing	29	36	-34	15	--	--	14	7	--
20	82	Josh	PRICE	GBR	Intrepid	RL Racing Dept Ltd	22	37	-35	8	--	4	--	--	25
21	37	Shayur	HARPAL	RSA	Kosmic	Paul Carr Racing	26	37	-35	11	--	22	--	--	4
22	36	Henrique	BAPTISTA	POR	Kosmic	Paul Carr Racing	16	38	-36	--	5	--	4	--	29
23	26	Jessica	BACKMAN	SWE	Tonykart	Strawberry Racing	20	38	-36	--	12	--	24	--	2
24	28	Shanaka	CLAY	SRI	Tonykart	TBA	43	38	-36	--	13	15	--	10	--
25	43	Thor	VIELAND CHRIS	DEN	Tonykart	RS Competition	46	38	-36	14	--	12	--	--	12
26	34	Pepijn	STEEMAN	NED	Gillard	DFK	28	43	-41	--	29	--	8	--	6
27	45	Sven	VAN DER SLIK	NED	Intrepid	Team TKP	39	48	-46	--	11	20	--	17	--
28	19	Tobias	HOLM	DEN	Kosmic	Star Karting	15	49	-47	--	18	19	--	12	--
Position 1 -28 qualified for Prefinal															
29	55	Kristian	THORSEN	DEN	Tonykart	RS Competition	21	49	-47	17	--	--	19	13	--
30	30	Joel	DEPTUCH	POL	Praga	Uniq Racing	42	50	-48	26	--	13	--	--	11
31	25	Jack	BARTHOLOMEW	GBR	Zanardi	Coles Racing	30	51	-49	16	--	8	--	--	27
32	27	Dennis	TIJS	NED	Tonykart	Torenvliet Motorsport	10	52	-50	7	--	10	--	--	35
33	65	Emilien	CARDE	FRA	Sodikart	Matec Competition	52	54	-52	--	25	--	16	--	13
34	16	Ryo	HIROOKA	JPN	DR	VPDR	32	56	-54	--	17	--	30	--	9
35	78	Jakub	KADLCAK	CZE	Tonykart	Gregor Racing	36	56	-54	--	16	--	26	--	14
36	60	Jan	FILIP	CZE	Maranello	OK Kart	31	58	-56	--	10	26	--	22	--
37	48	Frida	GRANDIN	SWE	Kosmic	Soda Kart	48	58	-56	--	31	--	22	--	5
38	33	Antoni	PTAK	USA	Birel	Kalman Motorsport	53	58	-56	20	--	--	18	20	--
39	80	Marvin	PIONKE	GER	Kosmic	RS Competition	19	59	-57	--	22	14	--	23	--
40	58	Robin	BUIJS	NED	Praga	Brand Racing	47	59	-57	--	14	29	--	16	--
41	69	Ryan	ANDERTON	GBR	Tonykart	Coles Racing	2	61	-59	22	--	3	--	--	36
42	67	William	TAYLFORTH	GBR	Tonykart	Global Karting	45	61	-59	21	--	--	21	19	--

Announcements:

These results are provisional until the conclusion of any judicial and technical matters

Clerk of the course Nigel Edwards:

Stewards (Chairman) Olivier Steveny:

Timekeeping Ingrid/Meik Wagner:

Scrutineer Paul Klaassen:

Printed: 01.04.2012 07:33

Posted at: h



Rotax Euro Challenge 2012

Rotax Max Juniors

Genk / Belgium

Ranking after Heats -NEW-

Pos.	No.	Firstname	Lastname	Nat.	Chassis	Race Team	QP	Points	Diff.	A-B	C-D	B-C	A-D	A-C	B-D
43	44	Ameer	HASSAN	UAE	Fomula K	Formula K Europe	41	63	-61	28	--	--	20	15	--
44	18	Thomas	PREINING	AUT	Formula K	Formula K Europe	44	63	-61	--	23	--	12	--	28
45	83	Lukas	WENIG	GER	Formula K	Kartschmiede	DQ	65	-63	--	20	--	15	--	30
46	79	Milan	EVERS	BEL	Maranello	Maranello Kart	34	66	-64	29	--	27	--	--	10
47	20	Nico	MULLER	GER	DR	VPDR	49	66	-64	9	--	--	36	21	--
48	42	Berkay	BESLER	TUR	Tonykart	DNR Racing/Bouvin Powe	37	68	-66	23	--	--	27	18	--
49	64	Momo	OKUDA	JPN	DR	VPDR	54	68	-66	13	--	31	--	--	24
50	68	Vince	HERSCEK	HUN	Birel	Kalman Motorsport	56	69	-67	--	21	--	32	--	16
51	24	Jan-Erik	MEIKUP	EST	Tonykart	Aix Racing	61	71	-69	19	--	--	23	29	--
52	53	Guan Yu	ZHOU	GBR	Tonykart	Strawberry Racing	11	72	-70	--	30	11	--	31	--
53	59	Julius	COLLIANDER CE	SWE	Kosmic	Soda Kart	62	73	-71	32	--	21	--	--	20
54	56	Thomas	SALVA	CZE	MS Kart	MS Kart Racing Team	51	74	-72	--	24	18	--	32	--
55	57	Jonathan	JUDEK	GER	Formula K	KM Racing	59	78	-76	--	27	23	--	28	--
56	29	Teodor	MORIN	SWE	Kosmic	Soda Kart	DQ	78	-76	33	--	24	--	--	21
57	22	Nils	LAUB	GER	Intrepid	Team TKP	DQ	78	-76	25	--	--	28	25	--
58	52	Boris	KOLFF	NED	Intrepid	Team TKP	60	80	-78	--	32	--	29	--	19
59	47	Ferruccio	KINT	FRA	Kosmic	Team Sans Famille	63	80	-78	--	28	25	--	27	--
60	66	Peter	HUBER	AUT	Birel	Kalman Motorsport	33	82	-80	27	--	--	31	24	--
61	31	Netta	PEKKALA	FIN	Corsa	Prospeed Finland Ltd	50	82	-80	30	--	30	--	--	22
62	62	Bernard	BRABOTEZ	BEL	Zanardi		58	82	-80	31	--	33	--	--	18
Position 29 -62 qualified for Second Chance Heat															
63	63	Taavetti	ALATALO	FIN	Dino	Team Taavetti Alatalo	57	85	-83	34	--	--	25	26	--
64	81	Gaby	WEYER	GBR	Intrepid	RL Racing Dept Ltd	38	88	-86	24	--	28	--	--	36
65	23	Remo	RAHULA	EST	Intrepid	Talvar Racing	55	88	-86	--	26	32	--	30	--
DQ	15	Lars	Lomborelle	NED	Intrepid	Team TKP		DQ							

Announcements:

----- These results are provisional until the conclusion of any judicial and technical matters -----

Clerk of the course Nigel Edwards:

Stewards (Chairman) Olivier Steveny:

Timekeeping Ingrid/Meik Wagner:

Scrutineer Paul Klaassen:

Printed: 01.04.2012 07:33

Posted at: h

Rotax Euro Challenge 2012
 Class: Rotax Max Juniors
 Date/Time: 01.04.2012 10:20

Track: Genk / Belgium
 Heat: Second Chance Heat
 Laps: 8

Edition 2

Netta PEKKALA	31	Points 82 Quali Rank 50	17	Bernard BRABOTEZ	62	Points 82 Quali Rank 58
	33				34	
Ferruccio KINT	47	Points 80 Quali Rank 63	16	Peter HUBER	66	Points 82 Quali Rank 33
	31				32	
Nils LAUB	22	Points 78 Quali Rank DQ	15	Boris KOLFF	52	Points 80 Quali Rank 60
	29				30	
Jonathan JUDEK	57	Points 78 Quali Rank 59	14	Teodor MORIN	29	Points 78 Quali Rank DQ
	27				28	
Julius COLLIANDER CI	59	Points 73 Quali Rank 62	13	Thomas SALVA	56	Points 74 Quali Rank 51
	25				26	
Jan-Erik MEIKUP	24	Points 71 Quali Rank 61	12	Guan Yu ZHOU	53	Points 72 Quali Rank 11
	23				24	
Momo OKUDA	64	Points 68 Quali Rank 54	11	Vince HERSICIK	68	Points 69 Quali Rank 56
	21				22	
Nico MULLER	20	Points 66 Quali Rank 49	10	Berkay BESLER	42	Points 68 Quali Rank 37
	19				20	
Lukas WENIG	83	Points 65 Quali Rank DQ	9	Milan EVERS	79	Points 66 Quali Rank 34
	17				18	
Ameer HASSAN	44	Points 63 Quali Rank 41	8	Thomas PREINING	18	Points 63 Quali Rank 44
	15				16	
Ryan ANDERTON	69	Points 61 Quali Rank 2	7	William TAYLFORTH	67	Points 61 Quali Rank 45
	13				14	
Marvin PIONKE	80	Points 59 Quali Rank 19	6	Robin BUIJS	58	Points 59 Quali Rank 47
	11				12	
Frida GRANDIN	48	Points 58 Quali Rank 48	5	Antoni PTAK	33	Points 58 Quali Rank 53
	9				10	
Jakub KADLCAK	78	Points 56 Quali Rank 36	4	Jan FILIP	60	Points 58 Quali Rank 31
	7				8	
Emilien CARDE	65	Points 54 Quali Rank 52	3	Ryo HIROOKA	16	Points 56 Quali Rank 32
	5				6	
Jack BARTHOLOMEV	25	Points 51 Quali Rank 30	2	Dennis TIJS	27	Points 52 Quali Rank 10
	3				4	
Kristian THORSEN	55	Points 49 Quali Rank 21	1	Joel DEPTUCH	30	Points 50 Quali Rank 42
	1				2	

Pole Position

Clerk of the course Nigel Edwards:
 Stewards (Chairman) Olivier Steveny:

Scrutineer Paul Klaassen:
 Timekeeping Ingrid/Meik Wagner:



Rotax Euro Challenge 2012 Genk / Belgium

Rotax Juniors

Genk / Belgium 1,360 Km

Warm up qualified 29-62

01.04.2012 09:00

Practice (5:00 Time) started at 9:00:00

Pos	No.	Name	Nat.	Chassis	Race Team	Laps	Best Tm	Diff	Gap In Lap	km/h
1	67	William TAYLFORTH	GBR	Tonykart	Global Karting	5	56.662			5 86,407
2	83	Lukas WENIG	GER	Formula K	Kartschmiede	5	56.690	0.028	0.028	5 86,364
3	69	Ryan ANDERTON	GBR	Tonykart	Coles Racing	5	56.704	0.042	0.014	5 86,343
4	27	Dennis TIJS	NED	Tonykart	Torenvliet Motorsport	5	56.729	0.067	0.025	5 86,305
5	25	Jack BARTHOLOMEW	GBR	Zanardi	Coles Racing	5	56.750	0.088	0.021	5 86,273
6	58	Robin BUIJS	NED	Praga	Brand Racing	5	56.828	0.166	0.078	4 86,155
7	79	Milan EVERS	BEL	Maranello	Maranello Kart	5	56.892	0.230	0.064	5 86,058
8	20	Nico MULLER	GER	DR	VPDR	5	56.935	0.273	0.043	5 85,993
9	78	Jakub KADLCAK	CZE	Tonykart	Gregor Racing	5	56.943	0.281	0.008	5 85,981
10	66	Peter HUBER	AUT	Birel	Kalman Motorsport	5	56.998	0.336	0.055	5 85,898
11	68	Vince HERSCIK	HUN	Birel	Kalman Motorsport	5	57.010	0.348	0.012	5 85,880
12	18	Thomas PREINING	AUT	Formula K	Formula K Europe	5	57.065	0.403	0.055	5 85,797
13	64	Momo OKUDA	JPN	DR	VPDR	5	57.071	0.409	0.006	5 85,788
14	60	Jan FILIP	CZE	Maranello	OK Kart	5	57.075	0.413	0.004	5 85,782
15	33	Antoni PTAK	USA	Birel	Kalman Motorsport	5	57.127	0.465	0.052	5 85,704
16	48	Frida GRANDIN	SWE	Kosmic	Soda Kart	5	57.193	0.531	0.066	5 85,605
17	44	Ameer HASSAN	UAE	Fomula K	Formula K Europe	5	57.206	0.544	0.013	4 85,585
18	42	Berkay BESLER	TUR	Tonykart	DNR Racing/Bouvin Power	5	57.214	0.552	0.008	5 85,573
19	55	Kristian THORSEN	DEN	Tonykart	RS Competition	5	57.241	0.579	0.027	5 85,533
20	56	Thomas SALVA	CZE	MS Kart	MS Kart Racing Team	5	57.284	0.622	0.043	4 85,469
21	65	Emilien CARDE	FRA	Sodikart	Matec Competition	5	57.363	0.701	0.079	5 85,351
22	29	Teodor MORIN	SWE	Kosmic	Soda Kart	5	57.434	0.772	0.071	4 85,246
23	53	Guan Yu ZHOU	GBR	Tonykart	Strawberry Racing	5	57.699	1.037	0.265	5 84,854
24	30	Joel DEPTUCH	POL	Praga	Uniq Racing	5	57.731	1.069	0.032	5 84,807
25	80	Marvin PIONKE	GER	Kosmic	RS Competition	5	57.741	1.079	0.010	5 84,792
26	24	Jan-Erik MEIKUP	EST	Tonykart	Aix Racing	5	57.787	1.125	0.046	4 84,725
27	16	Ryo HIROOKA	JPN	DR	VPDR	5	57.860	1.198	0.073	5 84,618
28	62	Bernard BRABOTEZ	BEL	Zanardi		5	57.876	1.214	0.016	5 84,595
29	52	Boris KOLFF	NED	Intrepid	Team TKP	5	57.932	1.270	0.056	5 84,513
30	47	Ferruccio KINT	FRA	Kosmic	Team Sans Famille	5	58.125	1.463	0.193	5 84,232
31	31	Netta PEKKALA	FIN	Corsa	Prospeed Finland Ltd	5	58.173	1.511	0.048	5 84,163
32	57	Jonathan JUDEK	GER	Formula K	KM Racing	5	58.222	1.560	0.049	5 84,092
33	59	Julius COLLIANDER CELIK	SWE	Kosmic	Soda Kart	5	58.568	1.906	0.346	5 83,595



Rotax Euro Challenge 2012 Genk / Belgium

Rotax Juniors

Genk / Belgium 1,360 Km

Warm up qualified 29-62

01.04.2012 09:00

Practice (5:00 Time) started at 9:00:00

Lap	Time of Day	Lap Tm	S1 Tm	S2 Tm	S3 Tm
5	9:05:07.058	57.363	23.048	17.077	17.238

(29) Teodor MORIN

1	9:01:16.066	1:02.411	26.558	18.114	17.739
2	9:02:14.448	58.382	23.697	17.283	17.402
3	9:03:12.465	58.017	23.309	17.217	17.491
4	9:04:09.899	57.434	23.050	17.102	17.282
5	9:05:07.696	57.797	22.968	17.621	17.208

Lap	Time of Day	Lap Tm	S1 Tm	S2 Tm	S3 Tm
1	9:01:22.475	1:06.004	28.684	18.924	18.396
2	9:02:22.505	1:00.030	24.602	17.773	17.655
3	9:03:22.021	59.516	24.216	17.505	17.795
4	9:04:22.359	1:00.338	23.427	18.233	18.678
5	9:05:20.581	58.222	23.540	17.330	17.352

(53) Guan Yu ZHOU

1	9:01:23.326	1:02.302	26.356	18.060	17.886
2	9:02:22.574	59.248	24.155	17.675	17.418
3	9:03:20.378	57.804	23.282	17.225	17.297
4	9:04:18.098	57.720	23.379	17.064	17.277
5	9:05:15.797	57.699	23.024	17.054	17.621

(59) Julius COLLIANDER CELIK

1	9:01:47.789	1:04.910	27.148	19.008	18.754
2	9:02:48.295	1:00.506	24.744	17.861	17.901
3	9:03:47.581	59.286	23.933	17.715	17.638
4	9:04:46.249	58.668	23.598	17.444	17.626
5	9:05:44.817	58.568	23.533	17.383	17.652

(30) Joel DEPTUCH

1	9:01:26.888	1:06.178	28.899	18.724	18.555
2	9:02:25.876	58.988	24.066	17.442	17.480
3	9:03:23.709	57.833	23.335	17.168	17.330
4	9:04:22.183	58.474	23.407	17.295	17.772
5	9:05:19.914	57.731	23.198	17.254	17.279

(80) Marvin PIONKE

1	9:01:22.855	1:03.254	26.717	18.308	18.229
2	9:02:23.548	1:00.693	24.618	17.606	18.469
3	9:03:22.147	58.599	23.763	17.268	17.568
4	9:04:21.475	59.328	23.708	17.888	17.732
5	9:05:19.216	57.741	23.418	17.081	17.242

(24) Jan-Erik MEIKUP

1	9:01:26.756	1:06.327	28.228	19.520	18.579
2	9:02:26.670	59.914	24.606	17.688	17.620
3	9:03:24.802	58.132	23.337	17.334	17.461
4	9:04:22.589	57.787	23.068	17.235	17.484
5	9:05:20.925	58.336	23.498	17.353	17.485

(16) Ryo HIROOKA

1	9:01:25.281	1:03.239	26.876	18.631	17.732
2	9:02:23.979	58.698	23.426	17.468	17.804
3	9:03:22.604	58.625	23.779	17.596	17.250
4	9:04:21.766	59.162	24.148	17.397	17.617
5	9:05:19.626	57.860	23.295	17.259	17.306

(62) Bernard BRABOTEZ

1	9:01:24.567	1:04.440	27.930	18.594	17.916
2	9:02:23.731	59.164	23.548	17.958	17.658
3	9:03:22.273	58.542	23.769	17.249	17.524
4	9:04:20.567	58.294	23.272	17.484	17.538
5	9:05:18.443	57.876	23.081	17.240	17.555

(52) Boris KOLFF

1	9:01:22.405	1:03.469	27.132	18.221	18.116
2	9:02:23.504	1:01.099	25.480	17.972	17.647
3	9:03:22.092	58.588	23.473	17.365	17.750
4	9:04:21.532	59.440	24.618	17.243	17.579
5	9:05:19.464	57.932	23.446	17.178	17.308

(47) Ferruccio KINT

1	9:01:35.065	1:09.792	30.344	20.153	19.295
2	9:02:37.125	1:02.060	25.473	18.466	18.121
3	9:03:36.244	59.119	23.850	17.582	17.687
4	9:04:34.739	58.495	23.533	17.524	17.438
5	9:05:32.864	58.125	23.265	17.431	17.429

(31) Netta PEKKALA

1	9:01:32.507	1:06.713	28.531	19.197	18.985
2	9:02:33.833	1:01.326	25.250	18.114	17.962
3	9:03:32.983	59.150	24.002	17.485	17.663
4	9:04:31.559	58.576	23.627	17.352	17.597
5	9:05:29.732	58.173	23.373	17.303	17.497

(57) Jonathan JUDEK

1	9:01:32.507	1:06.713	28.531	19.197	18.985
2	9:02:33.833	1:01.326	25.250	18.114	17.962
3	9:03:32.983	59.150	24.002	17.485	17.663
4	9:04:31.559	58.576	23.627	17.352	17.597
5	9:05:29.732	58.173	23.373	17.303	17.497



Rotax Euro Challenge 2012 Genk / Belgium

Rotax Juniors

Genk / Belgium 1,360 Km

Warm up qualified 1-28

01.04.2012 09:30

Practice (5:00 Time) started at 9:30:00

Pos	No.	Name	Nat.	Chassis	Race Team	Laps	Best Tm	Diff	Gap In Lap	km/h
1	35	Harry WEBB	GBR	Tonykart	Strawberry Racing	5	56.180			5 87,148
2	26	Jessica BACKMAN	SWE	Tonykart	Strawberry Racing	6	56.255	0.075	0.075	5 87,032
3	49	Max AITKEN	GBR	Formula K	Protrain Racing	6	56.259	0.079	0.004	6 87,026
4	38	Cem BOLUKBASI	TUR	Kosmic	Paul Carr Racing	6	56.268	0.088	0.009	6 87,012
5	54	Jay GOODWIN	GBR	Tonykart	Strawberry Racing	6	56.284	0.104	0.016	6 86,987
6	61	Josh WHITE	GBR	Tonykart	RL Racing Dept Ltd	5	56.314	0.134	0.030	5 86,941
7	76	David WOODER	GBR	Alonso	Dan Holland Racing	6	56.314	0.134		5 86,941
8	98	Sam SCHIPPERS	NED	Intrepid	Team TKP	5	56.340	0.160	0.026	5 86,901
9	9	Janneau ESMEIJER	NED	Intrepid	Team TKP	5	56.340	0.160		5 86,901
10	82	Josh PRICE	GBR	Intrepid	RL Racing Dept Ltd	5	56.349	0.169	0.009	4 86,887
11	21	Connor HALL	GBR	Tonykart	Coles Racing	5	56.386	0.206	0.037	5 86,830
12	19	Tobias HOLM	DEN	Kosmic	Star Karting	6	56.430	0.250	0.044	5 86,762
13	50	Lennert VAN BOGAERT	BEL	Maranello	EGP	6	56.438	0.258	0.008	5 86,750
14	77	Fazio FRANSSEN	NED	Formula K	Formula K Europe	5	56.490	0.310	0.052	5 86,670
15	28	Shanaka CLAY	SRI	Tonykart	TBA	6	56.505	0.325	0.015	5 86,647
16	43	Thor VIELAND CHRISTENSEN	DEN	Tonykart	RS Competition	6	56.509	0.329	0.004	6 86,641
17	70	Max TIMMERMANS	BEL	Formula K	Formula K Europe	5	56.516	0.336	0.007	5 86,630
18	37	Shayur HARPAL	RSA	Kosmic	Paul Carr Racing	5	56.530	0.350	0.014	4 86,609
19	40	Jan JONCK	DEN	Tonykart	RS Competition	6	56.534	0.354	0.004	6 86,603
20	34	Pepijn STEEMAN	NED	Gillard	DFK	6	56.637	0.457	0.103	5 86,445
21	6	Finn KOOIJMAN	NED	Zanardi	Kartsupport	6	56.656	0.476	0.019	6 86,416
22	7	Kaan ONDER	TUR	Alonso	Borusan Otomotiv M/Sport	6	56.687	0.507	0.031	4 86,369
23	36	Henrique BAPTISTA	POR	Kosmic	Paul Carr Racing	4	56.724	0.544	0.037	3 86,313
24	74	Jai NIJJAR	GBR	Tonykart	Global Karting	5	56.762	0.582	0.038	5 86,255
25	17	Ralf ARON	EST	Tonykart	Aix Racing	5	56.811	0.631	0.049	3 86,180
26	51	Samu KYLMALA	FIN	Corsa	Prospeed Finland	6	56.885	0.705	0.074	6 86,068
27	45	Sven VAN DER SLIK	NED	Intrepid	Team TKP	5	56.910	0.730	0.025	4 86,031
28	84	Patrik PASTOROK	SVK	Birel	Kalman Motorsport	6	57.023	0.843	0.113	6 85,860



Rotax Euro Challenge 2012 Genk / Belgium

Rotax Juniors

Genk / Belgium 1,360 Km

Warm up qualified 1-28

01.04.2012 09:30

Practice (5:00 Time) started at 9:30:00

Lap	Time of Day	Lap Tm	S1 Tm	S2 Tm	S3 Tm	Lap	Time of Day	Lap Tm	S1 Tm	S2 Tm	S3 Tm
2	9:32:10.992	58.509	23.718	17.309	17.482						
3	9:33:08.067	57.075	22.977	16.980	17.118						
4	9:34:05.858	57.791	23.071	17.542	17.178						
5	9:35:02.495	56.637	22.674	16.893	17.070						
6	9:35:59.755	57.260	22.771	17.404	17.085						
(6) Finn KOOLJMAN											
1	9:31:15.014	1:00.890	25.012	18.139	17.739						
2	9:32:12.984	57.970	23.696	17.080	17.194						
3	9:33:09.836	56.852	22.849	16.918	17.085						
4	9:34:07.941	58.105	23.408	17.590	17.107						
5	9:35:05.295	57.354	23.342	16.905	17.107						
6	9:36:01.951	56.656	22.774	16.834	17.048						
(7) Kaan ONDER											
1	9:31:15.233	1:01.624	25.511	18.335	17.778						
2	9:32:12.731	57.498	23.314	17.020	17.164						
3	9:33:09.589	56.858	22.744	16.906	17.208						
4	9:34:06.276	56.687	22.752	16.860	17.075						
5	9:35:03.367	57.091	23.133	16.839	17.119						
6	9:36:00.857	57.490	22.929	17.338	17.223						
(36) Henrique BAPTISTA											
1	9:31:12.921	1:01.486	25.635	18.209	17.642						
2	9:32:10.330	57.409	23.213	17.088	17.108						
3	9:33:07.054	56.724	22.683	16.835	17.206						
4	9:34:04.086	57.032	23.062	16.845	17.125						
(74) Jai NIJJAR											
1	9:31:22.417	1:00.847	25.535	17.787	17.525						
2	9:32:19.776	57.359	23.145	17.060	17.154						
3	9:33:18.162	58.386	23.853	17.098	17.435						
4	9:34:16.519	58.357	23.261	17.907	17.189						
5	9:35:13.281	56.762	22.741	17.018	17.003						
(17) Ralf ARON											
1	9:31:28.042	1:00.694	25.491	17.730	17.473						
2	9:32:25.498	57.456	23.170	17.064	17.222						
3	9:33:22.309	56.811	22.766	16.900	17.145						
4	9:34:19.159	56.850	22.803	16.988	17.059						
5	9:35:16.199	57.040	22.673	17.331	17.036						
(51) Samu KYLMALA											
1	9:31:15.467	1:00.934	25.302	17.814	17.818						
2	9:32:14.412	58.945	24.002	17.499	17.444						
3	9:33:11.545	57.133	22.945	17.021	17.167						
4	9:34:09.015	57.470	23.270	16.974	17.226						
5	9:35:05.918	56.903	22.832	16.967	17.104						
6	9:36:02.803	56.885	22.741	16.926	17.218						
(45) Sven VAN DER SLIK											
1	9:31:25.174	1:01.898	26.348	17.819	17.731						
2	9:32:23.317	58.143	23.532	17.209	17.402						
3	9:33:20.699	57.382	23.066	17.053	17.263						
4	9:34:17.609	56.910	22.832	16.916	17.162						
5	9:35:14.672	57.063	22.899	17.016	17.148						
(84) Patrik PASTOROK											
1	9:31:11.977	1:00.803	25.643	17.773	17.387						
2	9:32:09.566	57.589	23.256	17.085	17.248						
3	9:33:06.920	57.354	23.019	17.002	17.333						
4	9:34:04.496	57.576	23.522	16.909	17.145						
5	9:35:01.735	57.239	22.822	16.931	17.486						
6	9:35:58.758	57.023	22.888	16.977	17.158						



Rotax Euro Challenge 2012 Genk / Belgium

Rotax Juniors

Genk / Belgium 1,360 Km

Second Chance Heat

01.04.2012 10:20

Race (8 Laps) started at 10:23:04

Pos	No.	Name	Nat.	Chassis	Race Team	Laps	Total Tm	Diff	Best Tm	In Lap	km/h	Points
1	25	Jack BARTHOLOMEW	GBR	Zanardi	Coles Racing	8	7:37.467		56.479	8	86,687	0
2	27	Dennis TIJS	NED	Tonykart	Torenvliet Motorsport	8	7:37.638	0.171	56.396	7	86,815	0
3	69	Ryan ANDERTON	GBR	Tonykart	Coles Racing	8	7:37.932	0.465	56.320	8	86,932	0
4	16	Ryo HIROOKA	JPN	DR	VPDR	8	7:38.292	0.825	56.475	7	86,693	0
5	55	Kristian THORSEN	DEN	Tonykart	RS Competition	8	7:38.649	1.182	56.390	7	86,824	0
6	78	Jakub KADLCAK	CZE	Tonykart	Gregor Racing	8	7:38.766	1.299	56.265	7	87,017	0
7	68	Vince HERSCIK	HUN	Birel	Kalman Motorsport	8	7:39.581	2.114	56.529	8	86,610	0
8	18	Thomas PREINING	AUT	Formula K	Formula K Europe	8	7:40.208	2.741	56.239	4	87,057	0
9	53	Guan Yu ZHOU	GBR	Tonykart	Strawberry Racing	8	7:40.741	3.274	56.039	8	87,368	0
10	60	Jan FILIP	CZE	Maranello	OK Kart	8	7:41.805	4.338	56.562	8	86,560	0
11	83	Lukas WENIG	GER	Formula K	Kartschmiede	8	7:42.816	5.349	56.387	4	86,829	0
12	42	Berkay BESLER	TUR	Tonykart	DNR Racing/Bouvin Power	8	7:43.195	5.728	56.259	5	87,026	0
13	65	Emilien CARDE	FRA	Sodikart	Matec Competition	8	7:43.414	5.947	56.787	4	86,217	0
14	67	William TAYLFORTH	GBR	Tonykart	Global Karting	8	7:43.613	6.146	56.482	6	86,682	0
15	30	Joel DEPTUCH	POL	Praga	Uniq Racing	8	7:44.078	6.611	56.752	6	86,270	0
16	48	Frida GRANDIN	SWE	Kosmic	Soda Kart	8	7:44.843	7.376	56.273	8	87,004	0
17	62	Bernard BRABOTEZ	BEL	Zanardi		8	7:47.903	10.436	56.629	5	86,457	0
18	31	Netta PEKKALA	FIN	Corsa	Prospeed Finland Ltd	8	7:47.963	10.496	56.927	6	86,005	0
19	24	Jan-Erik MEIKUP	EST	Tonykart	Aix Racing	8	7:48.069	10.602	56.740	5	86,288	0
20	20	Nico MULLER	GER	DR	VPDR	8	7:48.586	11.119	56.363	8	86,865	0
21	33	Antoni PTAK	USA	Birel	Kalman Motorsport	8	7:49.694	12.227	56.522	7	86,621	0
22	79	Milan EVERS	BEL	Maranello	Maranello Kart	8	7:50.095	12.628	56.432	8	86,759	0
23	66	Peter HUBER	AUT	Birel	Kalman Motorsport	8	7:50.800	13.333	56.975	5	85,932	0
24	64	Momo OKUDA	JPN	DR	VPDR	8	7:51.028	13.561	56.425	5	86,770	0
25	29	Teodor MORIN	SWE	Kosmic	Soda Kart	8	7:51.301	13.834	56.571	5	86,546	0
26	57	Jonathan JUDEK	GER	Formula K	KM Racing	8	7:51.374	13.907	56.756	8	86,264	0
27	80	Marvin PIONKE	GER	Kosmic	RS Competition	8	7:56.076	18.609	56.385	7	86,832	0
28	47	Ferruccio KINT	FRA	Kosmic	Team Sans Famille	8	7:56.276	18.809	57.591	5	85,013	0
29	56	Thomas SALVA	CZE	MS Kart	MS Kart Racing Team	8	7:58.441	20.974	56.557	6	86,568	0
30	52	Boris KOLFF	NED	Intrepid	Team TKP	8	7:59.734	22.267	57.592	8	85,012	0
31	22	Nils LAUB	GER	Intrepid	Team TKP	6	6:11.428	2 Laps	57.370	3	85,341	0
32	59	Julius COLLIANDER CELIK	SWE	Kosmic	Soda Kart	3	3:03.333	5 Laps	58.262	3	84,034	0
33	58	Robin BUIJS	NED	Praga	Brand Racing	1	1:01.821	7 Laps	1:00.786	1	80,545	0
34	44	Ameer HASSAN	UAE	Fomula K	Formula K Europe		1.264	8 Laps		0	-	0

Announcements

These results are provisional until the conclusion of any judicial and technical matters

No. 53 + 68 + 20 + 46 warning board

Started: 34 Classified: 34

Not classified: 0

Pos. 1-6 qualified for Prefinal

Margin of Victory	Ø km/h	Best Lap Tm	km/h	Best Lap by
0.171	85,619	56.039	87,368	53 - Guan Yu ZHOU

Official Timing www.camp-company.de / www.motorsport-events.se

Orbits

Timekeeping Ingrid and Meik Wagner:

Clerk of the course Nigel Edwards:

www.mylaps.com

Steward (Chairman) Olivier Steveny:

Chief Scrutineer Paul Klaassen:

Licensed to: Motorsport Events

Printed: 01.04.2012 10:32:20

posted at:

h



Rotax Euro Challenge 2012 Genk / Belgium

Rotax Juniors

Genk / Belgium 1,360 Km

Second Chance Heat

01.04.2012 10:20

Race (8 Laps) started at 10:23:04

Lap	Time of Day	Lap Tm	S1 Tm	S2 Tm	S3 Tm	Lap	Time of Day	Lap Tm	S1 Tm	S2 Tm	S3 Tm
1	10:24:07.946	1:00.367	25.238	17.709	17.420						
2	10:25:05.571	57.625	23.244	17.135	17.246						
3	10:26:03.200	57.629	23.020	17.309	17.300						
4	10:27:11.350	1:08.150	31.352	19.044	17.754						
5	10:28:10.842	59.492	23.807	17.904	17.781						
6	10:29:08.841	57.999	23.370	17.156	17.473						
7	10:30:07.114	58.273	23.394	17.529	17.350						
8	10:31:04.706	57.592	23.141	17.056	17.395						

(22) Nils LAUB

1	10:24:27.588	1:20.115	44.938	17.567	17.610
2	10:25:25.685	58.097	23.660	17.182	17.255
3	10:26:23.055	57.370	23.151	16.956	17.263
4	10:27:20.984	57.929	23.201	17.436	17.292
5	10:28:18.805	57.821	23.373	17.195	17.253
6	10:29:16.400	57.595	23.148	17.231	17.216

(59) Julius COLLIANDER CELIK

1	10:24:10.550	1:03.459	26.125	19.272	18.062
2	10:25:10.043	59.493	23.740	17.780	17.973
3	10:26:08.305	58.262	22.969	17.936	17.357

(58) Robin BUIJS

1	10:24:06.793	1:00.786	25.227	17.448	18.111
---	--------------	-----------------	--------	--------	---------------

Rotax Euro Challenge 2012
 Class: Rotax Max Juniors
 Date/Time: 01.04.2012 11:20

Track: Genk / Belgium
 Heat: Prefinal
 Laps: 11

Edition 1

Kristian THORSEN	55	2nd Chance 5	17	Jakub KADLCAK	78	2nd Chance 6
	33				34	
Ryan ANDERTON	69	2nd Chance 3	16	Ryo HIROOKA	16	2nd Chance 4
	31				32	
Jack BARTHOLOMEV	25	2nd Chance 1	15	Dennis TIJS	27	2nd Chance 2
	29				30	
Sven VAN DER SLIK	45	Points 48 Quali Rank 39	14	Tobias HOLM	19	Points 49 Quali Rank 15
	27				28	
Thor VIELAND CHRIS	43	Points 38 Quali Rank 46	13	Pepijn STEEMAN	34	Points 43 Quali Rank 28
	25				26	
Jessica BACKMAN	26	Points 38 Quali Rank 20	12	Shanaka CLAY	28	Points 38 Quali Rank 43
	23				24	
Shayur HARPAL	37	Points 37 Quali Rank 26	11	Henrique BAPTISTA	36	Points 38 Quali Rank 16
	21				22	
Connor HALL	21	Points 36 Quali Rank 29	10	Josh PRICE	82	Points 37 Quali Rank 22
	19				20	
Jan JONCK	40	Points 35 Quali Rank 17	9	Samu KYLMALA	51	Points 35 Quali Rank 40
	17				18	
Cem BOLUKBASI	38	Points 34 Quali Rank 4	8	Kaan ONDER	7	Points 35 Quali Rank 9
	15				16	
Josh WHITE	61	Points 30 Quali Rank 6	7	Lennert VAN BOGAERT	50	Points 30 Quali Rank 13
	13				14	
Finn KOOIJMAN	6	Points 28 Quali Rank 35	6	Max TIMMERMANS	70	Points 29 Quali Rank 12
	11				12	
Jai NIJJAR	74	Points 25 Quali Rank 18	5	David WOODER	76	Points 28 Quali Rank 27
	9				10	
Ralf ARON	17	Points 21 Quali Rank 8	4	Max AITKEN	49	Points 22 Quali Rank 24
	7				8	
Patrik PASTOROK	84	Points 16 Quali Rank 14	3	Sam SCHIPPERS	98	Points 21 Quali Rank 3
	5				6	
Janneau ESMEIJER	9	Points 7 Quali Rank 5	2	Fazio FRANSSSEN	77	Points 15 Quali Rank 25
	3				4	
Jay GOODWIN	54	Points 2 Quali Rank 7	1	Harry WEBB	35	Points 3 Quali Rank 1
	1		Row		2	

Pole Position

Clerk of the course Nigel Edwards:
 Stewards (Chairman) Olivier Steveny:

Scrutineer Paul Klaassen:
 Timekeeping Ingrid/Meik Wagner:



Rotax Euro Challenge 2012 Genk / Belgium

Rotax Juniors

Genk / Belgium 1,360 Km

Pre-Final -NEW-

01.04.2012 11:20

Race (11 Laps) started at 11:22:56

Pos	No.	Name	Nat.	Chassis	Race Team	Laps	Total Tm	Diff	Best Tm	In Lap	km/h	Points
1	35	Harry WEBB	GBR	Tonykart	Strawberry Racing	11	10:36.366		57.070	9	85,789	34
2	50	Lennert VAN BOGAERT	BEL	Maranello	EGP	11	10:36.644	0.278	57.037	8	85,839	33
3	34	Pepijn STEEMAN	NED	Gillard	DFK	11	10:38.171	1.805	56.891	10	86,059	32
4	69	Ryan ANDERTON	GBR	Tonykart	Coles Racing	11	10:38.239	1.873	56.923	10	86,011	31
5	9	Janneau ESMEIJER	NED	Intrepid	Team TKP	11	10:38.312	1.946	57.014	9	85,874	30
6	61	Josh WHITE	GBR	Tonykart	RL Racing Dept Ltd	11	10:39.768	3.402	56.655	10	86,418	29
7	27	Dennis TIJS	NED	Tonykart	Torenvliet Motorsport	11	10:41.410	5.044	56.865	8	86,099	28
8	77	Fazio FRANSEN	NED	Formula K	Formula K Europe	11	10:41.524	5.158	57.019	9	85,866	27
9	82	Josh PRICE	GBR	Intrepid	RL Racing Dept Ltd	11	10:42.074	5.708	56.827	6	86,156	26
10	19	Tobias HOLM	DEN	Kosmic	Star Karting	11	10:42.552	6.186	57.128	9	85,702	25
11	49	Max AITKEN	GBR	Formula K	Protrain Racing	11	10:43.042	6.676	57.030	7	85,850	24
12	36	Henrique BAPTISTA	POR	Kosmic	Paul Carr Racing	11	10:45.379	9.013	56.908	7	86,034	23
13	45	Sven VAN DER SLIK	NED	Intrepid	Team TKP	11	10:45.502	9.136	57.257	10	85,509	22
14	38	Cem BOLUKBASI	TUR	Kosmic	Paul Carr Racing	11	10:45.585	9.219	56.749	7	86,275	21
15	25	Jack BARTHOLOMEW	GBR	Zanardi	Coles Racing	11	10:45.828	9.462	56.841	7	86,135	20
16	43	Thor VIELAND CHRISTENS	DEN	Tonykart	RS Competition	11	10:46.521	10.155	57.514	7	85,127	19
17	40	Jan JONCK	DEN	Tonykart	RS Competition	11	10:46.872	10.506	57.277	10	85,479	18
18	37	Shayur HARPAL	RSA	Kosmic	Paul Carr Racing	11	10:47.069	10.703	56.988	7	85,913	17
19	17	Ralf ARON	EST	Tonykart	Aix Racing	11	10:47.854	11.488	57.706	2	84,844	16
20	16	Ryo HIROOKA	JPN	DR	VPDR	11	10:47.983	11.617	57.185	9	85,617	15
21	26	Jessica BACKMAN	SWE	Tonykart	Strawberry Racing	11	10:49.783	13.417	57.224	10	85,559	14
22	84	Patrik PASTOROK	SVK	Birel	Kalman Motorsport	11	10:57.936	21.570	57.305	10	85,438	13
23	76	David WOODER	GBR	Alonso	Dan Holland Racing	7	7:04.224	4 Laps	57.463	2	85,203	12
24	28	Shanaka CLAY	SRI	Tonykart	TBA	4	4:05.660	7 Laps	58.605	2	83,542	11
25	51	Samu KYLMALA	FIN	Corsa	Prospeed Finland	3	2:57.219	8 Laps	57.217	3	85,569	10
26	21	Connor HALL	GBR	Tonykart	Coles Racing	1	1:03.112	10 Laps	1:01.962	1	79,016	9
27	6	Finn KOIJMAN	NED	Zanardi	Kartsupport		0.611	11 Laps		0	-	8
28	7	Kaan ONDER	TUR	Alonso	Borusan Otomotiv M/Sport		0.951	11 Laps		0	-	7
29	78	Jakub KADLCAK	CZE	Tonykart	Gregor Racing		2.039	11 Laps		0	-	6

Not classified


DQ	54	Jay GOODWIN	GBR	Tonykart	Strawberry Racing	11	10:39.252	DQ	56.697	9	86,354	0
DQ	70	Max TIMMERMANS	BEL	Formula K	Formula K Europe	8	7:46.883	DQ	57.394	8	85,305	0
DQ	74	Jai NIJJAR	GBR	Tonykart	Global Karting	6	5:53.749	DQ	57.406	6	85,287	0
DQ	55	Kristian THORSEN	DEN	Tonykart	RS Competition	5	5:10.185	DQ	58.047	5	84,345	0
DQ	98	Sam SCHIPPERS	NED	Intrepid	Team TKP	4	4:37.561	DQ	57.610	2	84,985	0

Announcements

These results are provisional until the conclusion of any judicial and technical matters
 No. 70 + 98 + 55 + 74 black flag
 No. 41 + 38 + 43 + 74 + 77 warning board
 Started: 34 Classified: 29 Not classified: 5
 No. 54 excluded from prefinal / reason unfair driving

Margin of Victory	Ø km/h	Best Lap Tm	km/h	Best Lap by
0.278	84,631	56.655	86,418	61 - Josh WHITE

Official Timing www.camp-company.de / www.motorsport-events.se Orbits

Timekeeping Ingrid and Meik Wagner:  Clerk of the course Nigel Edwards: www.mylaps.com

Steward (Chairman) Olivier Steveny: Chief Scrutineer Paul Klaassen: Licensed to: Motorsport Events

Printed: 01.04.2012 12:58:08 posted at: h



Rotax Euro Challenge 2012 Genk / Belgium

Rotax Juniors

Genk / Belgium 1,360 Km

Pre-Final

01.04.2012 11:20

Race (11 Laps) started at 11:22:56

Lap	Time of Day	Lap Tm	S1 Tm	S2 Tm	S3 Tm	Lap	Time of Day	Lap Tm	S1 Tm	S2 Tm	S3 Tm
(35) Harry WEBB											
1	11:23:56.818	1:00.103	24.169	18.030	17.904	7	11:29:42.888	57.139	22.913	17.094	17.132
2	11:24:54.551	57.733	23.195	17.262	17.276	8	11:30:39.809	56.921	22.852	16.964	17.105
3	11:25:51.896	57.345	22.986	17.123	17.236	9	11:31:36.506	56.697	22.664	16.942	17.091
4	11:26:49.439	57.543	22.892	17.026	17.625	10	11:32:35.122	58.616	23.299	17.111	18.206
5	11:27:47.026	57.587	23.008	17.271	17.308	11	11:33:35.908	1:00.786	23.151	17.238	20.397
6	11:28:44.576	57.550	23.055	17.129	17.366	(61) Josh WHITE					
7	11:29:41.760	57.184	22.878	17.040	17.266	1	11:24:02.647	1:05.213	25.884	20.044	19.285
8	11:30:38.845	57.085	22.819	17.069	17.197	2	11:25:01.103	58.456	23.818	17.309	17.329
9	11:31:35.915	57.070	22.897	17.003	17.170	3	11:25:59.199	58.096	23.146	17.737	17.213
10	11:32:34.386	58.471	23.401	17.301	17.769	4	11:26:58.368	59.169	24.555	17.381	17.233
11	11:33:33.022	58.636	23.392	17.312	17.932	5	11:27:55.485	57.117	22.933	17.047	17.137
						6	11:28:52.592	57.107	23.043	16.950	17.114
						7	11:29:49.451	56.859	22.704	17.068	17.087
						8	11:30:46.233	56.782	22.725	16.992	17.065
						9	11:31:42.952	56.719	22.749	16.877	17.093
						10	11:32:39.607	56.655	22.649	16.950	17.056
						11	11:33:36.424	56.817	22.823	16.892	17.102
(50) Lennert VAN BOGAERT											
1	11:23:58.738	1:01.241	25.556	18.277	17.408	(27) Dennis TIJS					
2	11:24:56.476	57.738	23.197	17.184	17.357	1	11:24:02.184	1:03.683	26.893	18.297	18.493
3	11:25:54.136	57.660	23.025	17.478	17.157	2	11:25:00.153	57.969	23.445	17.250	17.274
4	11:26:51.740	57.604	23.325	17.076	17.203	3	11:25:59.059	58.906	23.958	17.718	17.230
5	11:27:49.244	57.504	23.140	17.072	17.272	4	11:26:57.808	58.749	23.931	17.512	17.306
6	11:28:46.625	57.381	23.058	17.065	17.258	5	11:27:55.269	57.461	23.092	17.047	17.322
7	11:29:43.859	57.234	23.023	17.012	17.199	6	11:28:52.535	57.266	23.034	17.014	17.218
8	11:30:40.896	57.037	22.929	16.990	17.118	7	11:29:50.059	57.524	23.125	17.212	17.187
9	11:31:38.048	57.152	22.998	16.966	17.188	8	11:30:46.924	56.865	22.751	16.921	17.193
10	11:32:35.273	57.225	22.884	16.997	17.344	9	11:31:43.895	56.971	22.947	16.917	17.107
11	11:33:33.300	58.027	23.260	17.172	17.595	10	11:32:40.989	57.094	22.766	17.177	17.151
(34) Pepijn STEEMAN											
1	11:24:00.274	1:02.024	25.496	18.972	17.556	11	11:33:38.066	57.077	22.855	16.910	17.312
2	11:24:58.907	58.633	23.546	17.539	17.548	(77) Fazio FRANSSSEN					
3	11:25:56.528	57.621	23.305	17.076	17.240	1	11:23:56.683	59.857	24.759	17.408	17.690
4	11:26:54.220	57.692	22.966	17.389	17.337	2	11:24:54.319	57.636	23.193	17.115	17.328
5	11:27:51.519	57.299	22.934	17.020	17.345	3	11:25:52.229	57.910	23.505	17.099	17.306
6	11:28:48.662	57.143	22.899	16.956	17.288	4	11:26:49.693	57.464	22.999	17.073	17.392
7	11:29:45.859	57.197	22.850	16.998	17.349	5	11:27:47.350	57.657	23.011	17.362	17.284
8	11:30:43.043	57.184	22.892	16.963	17.329	6	11:28:44.882	57.532	23.093	17.168	17.271
9	11:31:40.061	57.018	22.826	16.885	17.307	7	11:29:42.217	57.335	22.959	17.126	17.250
10	11:32:36.952	56.891	22.752	16.889	17.250	8	11:30:39.272	57.055	22.880	17.002	17.173
11	11:33:34.827	57.875	22.876	16.904	18.095	9	11:31:36.291	57.019	22.835	17.002	17.182
(69) Ryan ANDERTON											
1	11:24:00.574	1:01.601	25.877	18.226	17.498	10	11:32:34.511	58.220	23.616	17.136	17.468
2	11:24:59.077	58.503	23.548	17.387	17.568	11	11:33:38.180	1:03.669	23.529	17.400	22.740
3	11:25:56.367	57.290	23.068	17.045	17.177	(82) Josh PRICE					
4	11:26:54.159	57.792	23.016	17.399	17.377	1	11:24:00.063	1:02.094	26.643	17.998	17.453
5	11:27:51.768	57.609	23.133	17.163	17.313	2	11:25:02.141	1:02.078	27.250	17.568	17.260
6	11:28:48.968	57.200	22.965	16.981	17.254	3	11:25:59.985	57.844	23.037	17.608	17.199
7	11:29:46.060	57.092	22.813	17.024	17.255	4	11:26:59.200	59.215	24.254	17.650	17.311
8	11:30:43.165	57.105	22.919	17.002	17.184	5	11:27:56.522	57.322	22.877	17.377	17.068
9	11:31:40.292	57.127	22.934	16.963	17.230	6	11:28:53.349	56.827	22.873	16.914	17.040
10	11:32:37.215	56.923	22.776	16.961	17.186	7	11:29:50.646	57.297	22.773	17.257	17.267
11	11:33:34.895	57.680	22.822	16.985	17.873	8	11:30:47.556	56.910	22.854	16.998	17.058
(9) Janneau ESMEIJER											
1	11:23:56.076	59.212	24.312	17.564	17.336	9	11:31:44.410	56.854	22.838	16.883	17.133
2	11:24:53.824	57.748	23.086	17.246	17.416	10	11:32:41.626	57.216	22.777	17.015	17.424
3	11:25:51.406	57.582	23.173	17.022	17.387	11	11:33:38.730	57.104	23.021	16.889	17.194
4	11:26:49.093	57.687	23.048	17.186	17.453	(19) Tobias HOLM					
5	11:27:47.253	58.160	23.259	17.551	17.350	1	11:24:00.498	1:02.116	26.398	18.189	17.529
6	11:28:44.697	57.444	23.026	17.115	17.303	2	11:24:59.269	58.771	23.696	17.591	17.484
7	11:29:41.959	57.262	23.012	17.018	17.232	3	11:25:58.217	58.948	24.093	17.649	17.206
8	11:30:39.066	57.107	22.880	16.984	17.243	4	11:26:56.430	58.213	23.717	17.156	17.340
9	11:31:36.080	57.014	22.913	16.934	17.167	5	11:27:53.772	57.342	23.012	17.118	17.212
10	11:32:34.454	58.374	23.375	17.246	17.753	6	11:28:51.640	57.868	23.049	17.428	17.391
11	11:33:34.968	1:00.514	23.487	17.235	19.792	7	11:29:49.009	57.369	23.001	17.063	17.305
(54) Jay GOODWIN											
1	11:23:55.732	59.076	24.178	17.533	17.365	8	11:30:46.458	57.449	22.997	17.294	17.158
2	11:24:53.566	57.834	23.180	17.259	17.395	9	11:31:43.586	57.128	22.907	17.021	17.200
3	11:25:51.234	57.668	23.118	17.224	17.326	10	11:32:41.695	58.109	22.924	17.623	17.562
4	11:26:50.233	58.999	23.030	17.416	18.553	11	11:33:39.208	57.513	23.274	17.036	17.203
5	11:27:48.246	58.013	23.472	17.241	17.300	(49) Max AITKEN					
6	11:28:45.749	57.503	23.046	17.182	17.275	1	11:24:03.633	1:06.515	25.624	22.347	18.544



Rotax Euro Challenge 2012 Genk / Belgium

Rotax Juniors

Genk / Belgium 1,360 Km

Pre-Final

01.04.2012 11:20

Race (11 Laps) started at 11:22:56

Lap	Time of Day	Lap Tm	S1 Tm	S2 Tm	S3 Tm	Lap	Time of Day	Lap Tm	S1 Tm	S2 Tm	S3 Tm
5	11:28:09.099	58.008	23.362	17.251	17.395						
6	11:29:06.897	57.798	23.257	17.105	17.436						
7	11:30:04.544	57.647	23.143	17.112	17.392						
8	11:31:02.104	57.560	23.202	17.054	17.304						
9	11:31:59.678	57.574	23.093	17.130	17.351						
10	11:32:56.983	57.305	22.903	17.054	17.348						
11	11:33:54.592	57.609	23.004	17.184	17.421						

(76) David WOODER

1	11:23:57.811	1:00.600	25.653	17.481	17.466
2	11:24:55.274	57.463	23.096	17.100	17.267
3	11:25:53.087	57.813	23.126	17.483	17.204
4	11:27:04.690	1:11.603	29.694	22.570	19.339
5	11:28:04.083	59.393	24.099	17.653	17.641
6	11:29:02.682	58.599	23.443	17.504	17.652
7	11:30:00.880	58.198	23.314	17.409	17.475

(28) Shanaka CLAY

1	11:24:01.675	1:03.514	27.142	18.203	18.169
2	11:25:00.280	58.605	23.706	17.598	17.301
3	11:26:00.144	59.864	23.912	18.182	17.770
4	11:27:02.316	1:02.172	27.284	17.477	17.411

(51) Samu KYLMALA

1	11:23:59.199	1:01.385	25.418	18.510	17.457
2	11:24:56.658	57.459	23.081	17.207	17.171
3	11:25:53.875	57.217	22.927	17.112	17.178

(21) Connor HALL

1	11:23:59.768	1:01.962	26.027	18.503	17.432
---	--------------	-----------------	---------------	---------------	---------------

(70) Max TIMMERMANS

1	11:23:59.698	1:02.344	26.152	18.657	17.535
2	11:24:57.741	58.043	23.410	17.255	17.378
3	11:25:55.333	57.592	23.095	17.191	17.306
4	11:26:53.172	57.839	23.244	17.270	17.325
5	11:27:50.719	57.547	23.054	17.143	17.350
6	11:28:48.382	57.663	23.150	17.176	17.337
7	11:29:46.145	57.763	22.987	17.095	17.681
8	11:30:43.539	57.394	23.161	17.091	17.142

(74) Jai NIJJAR

1	11:24:01.143	1:03.956	27.251	18.726	17.979
2	11:24:59.357	58.214	23.166	17.591	17.457
3	11:25:56.797	57.440	23.098	17.186	17.156
4	11:26:54.452	57.655	22.947	17.589	17.119
5	11:27:52.999	58.547	23.885	17.162	17.500
6	11:28:50.405	57.406	23.362	16.975	17.069

(55) Kristian THORSEN

1	11:24:01.491	1:02.274	26.014	18.200	18.060
2	11:24:59.670	58.179	23.362	17.339	17.478
3	11:25:58.988	59.318	23.353	18.269	17.696
4	11:27:08.794	1:09.806	24.256	27.314	18.236
5	11:28:06.841	58.047	23.399	17.253	17.395

(98) Sam SCHIPPERS

1	11:23:57.091	1:00.107	24.430	17.524	18.153
2	11:24:54.701	57.610	23.181	17.202	17.227
3	11:25:53.233	58.532	23.611	17.743	17.178
4	11:27:34.217	1:40.984	1:06.172	17.389	17.423

Rotax Euro Challenge 2012
 Class: Rotax Max Juniors
 Date/Time: 01.04.2012 14:00

Track: Genk / Belgium
 Heat: Final
 Laps: 14

Edition 1

			17	
			16	
Jakub KADLCAK	78	Laps 0 Tm. 2:039	15	
	29			
Finn KOOIJMAN	6	Laps 0 Tm. 0:611	14	Kaan ONDER
	27			7
				Laps 0 Tm. 0:951
Samu KYLMALA	51	Laps 3 Tm. 2:57.219	13	Connor HALL
	25			21
				Laps 1 Tm. 1:03.112
David WOODER	76	Laps 7 Tm. 7:04.224	12	Shanaka CLAY
	23			28
				Laps 4 Tm. 4:05.660
Jessica BACKMAN	26	Laps 11 Tm. 10:49.783	11	Patrik PASTOROK
	21			84
				Laps 11 Tm. 10:57.936
Ralf ARON	17	Laps 11 Tm. 10:47.854	10	Ryo HIROOKA
	19			16
				Laps 11 Tm. 10:47.983
Jan JONCK	40	Laps 11 Tm. 10:46.872	9	Shayur HARPAL
	17			37
				Laps 11 Tm. 10:47.069
Jack BARTHOLOMEV	25	Laps 11 Tm. 10:45.828	8	Thor VIELAND CHRIS
	15			43
				Laps 11 Tm. 10:46.521
Sven VAN DER SLIK	45	Laps 11 Tm. 10:45.502	7	Cem BOLUKBASI
	13			38
				Laps 11 Tm. 10:45.585
Max AITKEN	49	Laps 11 Tm. 10:43.042	6	Henrique BAPTISTA
	11			36
				Laps 11 Tm. 10:45.379
Josh PRICE	82	Laps 11 Tm. 10:42.074	5	Tobias HOLM
	9			19
				Laps 11 Tm. 10:42.552
Dennis TIJS	27	Laps 11 Tm. 10:41.410	4	Fazio FRANSSSEN
	7			77
				Laps 11 Tm. 10:41.524
Janneau ESMEIJER	9	Laps 11 Tm. 10:38.312	3	Josh WHITE
	5			61
				Laps 11 Tm. 10:39.768
Pepijn STEEMAN	34	Laps 11 Tm. 10:38.171	2	Ryan ANDERTON
	3			69
				Laps 11 Tm. 10:38.239
Harry WEBB	35	Laps 11 Tm. 10:36.366	1	Lennert VAN BOGAERT
	1			50
				Laps 11 Tm. 10:36.644
			Row	2

Pole Position

Clerk of the course Nigel Edwards:
 Stewards (Chairman) Olivier Steveny:

Scrutineer Paul Klaassen:
 Timekeeping Ingrid/Meik Wagner:



Rotax Euro Challenge 2012 Genk / Belgium

Rotax Juniors Genk / Belgium 1,360 Km
 Final 01.04.2012 14:00

Race (14 Laps) started at 14:18:00


Pos	No.	Name	Nat.	Chassis	Race Team	Laps	Total Tm	Diff	Best Tm	In Lap	km/h	Points
1	35	Harry WEBB	GBR	Tonykart	Strawberry Racing	14	13:13.679		56.249	9	87,042	55
2	9	Janneau ESMEIJER	NED	Intrepid	Team TKP	14	13:13.867	0.188	56.222	9	87,083	52
3	77	Fazio FRANSSEN	NED	Formula K	Formula K Europe	14	13:16.356	2.677	56.359	14	86,872	50
4	61	Josh WHITE	GBR	Tonykart	RL Racing Dept Ltd	14	13:16.592	2.913	56.279	14	86,995	49
5	49	Max AITKEN	GBR	Formula K	Protrain Racing	14	13:19.301	5.622	56.401	10	86,807	48
6	34	Pepijn STEEMAN	NED	Gillard	DFK	14	13:19.589	5.910	56.624	11	86,465	47
7	69	Ryan ANDERTON	GBR	Tonykart	Coles Racing	14	13:19.800	6.121	56.569	10	86,549	46
8	19	Tobias HOLM	DEN	Kosmic	Star Karting	14	13:20.263	6.584	56.535	8	86,601	45
9	21	Connor HALL	GBR	Tonykart	Coles Racing	14	13:21.019	7.340	56.156	13	87,186	44
10	40	Jan JONCK	DEN	Tonykart	RS Competition	14	13:21.965	8.286	56.218	13	87,090	43
11	50	Lennert VAN BOGAERT	BEL	Maranello	EGP	14	13:22.279	8.600	56.217	11	87,091	42
12	38	Cem BOLUKBASI	TUR	Kosmic	Paul Carr Racing	14	13:24.026	10.347	56.338	10	86,904	41
13	51	Samu KYLMALA	FIN	Corsa	Prospeed Finland	14	13:25.632	11.953	56.404	11	86,802	40
14	26	Jessica BACKMAN	SWE	Tonykart	Strawberry Racing	14	13:27.072	13.393	56.380	7	86,839	39
15	17	Ralf ARON	EST	Tonykart	Aix Racing	14	13:28.160	14.481	56.445	11	86,739	38
16	25	Jack BARTHOLOMEW	GBR	Zanardi	Coles Racing	14	13:28.540	14.861	56.627	12	86,461	37
17	6	Finn KOOIJMAN	NED	Zanardi	Kartsupport	14	13:30.398	16.719	56.527	8	86,613	36
18	37	Shayur HARPAL	RSA	Kosmic	Paul Carr Racing	14	13:31.159	17.480	56.573	9	86,543	35
19	82	Josh PRICE	GBR	Intrepid	RL Racing Dept Ltd	14	13:31.859	18.180	56.592	14	86,514	34
20	7	Kaan ONDER	TUR	Alonso	Borusan Otomotiv M/Sport	14	13:32.181	18.502	56.561	9	86,561	33
21	78	Jakub KADLCAK	CZE	Tonykart	Gregor Racing	14	13:33.970	20.291	56.950	11	85,970	32
22	43	Thor VIELAND CHRISTENS	DEN	Tonykart	RS Competition	14	13:35.092	21.413	56.767	11	86,247	31
23	16	Ryo HIROOKA	JPN	DR	VPDR	14	13:35.426	21.747	56.875	8	86,084	30
24	76	David WOODER	GBR	Alonso	Dan Holland Racing	14	13:36.009	22.330	56.314	9	86,941	29
25	28	Shanaka CLAY	SRI	Tonykart	TBA	14	13:38.464	24.785	56.536	8	86,600	28
26	84	Patrik PASTOROK	SVK	Birel	Kalman Motorsport	14	13:56.617	42.938	56.551	9	86,577	27
27	45	Sven VAN DER SLIK	NED	Intrepid	Team TKP	4	4:05.677	10 Laps	57.993	4	84,424	26

Not classified

DQ	27	Dennis TIJS	NED	Tonykart	Torenvliet Motorsport	11	10:43.626	DQ	56.552	8	86,575	0
DQ	36	Henrique BAPTISTA	POR	Kosmic	Paul Carr Racing	7	6:59.307	DQ	56.872	4	86,088	0
DQ	54	Jay GOODWIN	GBR	Tonykart	Strawberry Racing			DQ		0	-	0
DQ	70	Max TIMMERMANS	BEL	Formula K	Formula K Europe			DQ		0	-	0
DQ	74	Jai NIJJAR	GBR	Tonykart	Global Karting			DQ		0	-	0
DQ	98	Sam SCHIPPERS	NED	Intrepid	Team TKP			DQ		0	-	0
DQ	55	Kristian THORSEN	DEN	Tonykart	RS Competition			DQ		0	-	0

Announcements
 These results are provisional until the conclusion of any judicial and technical matters
 No. 43 + 7 + 26 warning board
 No. 36 + 27 black flag
 Started: 29 Classified: 27 Not classified: 2

Margin of Victory	Ø km/h	Best Lap Tm	km/h	Best Lap by
0.188	86,362	56.156	87,186	21 - Connor HALL

Timekeeping Ingrid and Meik Wagner:  Clerk of the course Nigel Edwards: www.mylaps.com
 Steward (Chairman) Olivier Steveny: Chief Scrutineer Paul Klaassen: Licensed to: Motorsport Events
 Printed: 01.04.2012 14:33:32 posted at: h



Rotax Euro Challenge 2012 Genk / Belgium

Rotax Juniors Genk / Belgium 1,360 Km

Final 01.04.2012 14:00

Race (14 Laps) started at 14:18:00

Lap	Time of Day	Lap Tm	S1 Tm	S2 Tm	S3 Tm	Lap	Time of Day	Lap Tm	S1 Tm	S2 Tm	S3 Tm
(35) Harry WEBB											
1	14:18:58.271	58.155	23.773	17.158	17.224	8	14:25:39.435	56.580	22.696	16.804	17.080
2	14:19:55.873	57.602	23.176	17.218	17.208	9	14:26:36.204	56.769	22.748	16.938	17.083
3	14:20:52.834	56.961	22.906	16.993	17.062	10	14:27:32.605	56.401	22.654	16.716	17.031
4	14:21:49.436	56.602	22.726	16.854	17.022	11	14:28:29.145	56.540	22.628	16.856	17.056
5	14:22:45.950	56.514	22.665	16.876	16.973	12	14:29:25.718	56.573	22.741	16.797	17.035
6	14:23:42.603	56.653	22.750	16.872	17.031	13	14:30:22.279	56.561	22.654	16.863	17.044
7	14:24:39.171	56.568	22.700	16.875	16.993	14	14:31:19.417	57.138	23.128	16.981	17.029
8	14:25:35.524	56.353	22.581	16.746	17.026	(34) Pepijn STEEMAN					
9	14:26:31.773	56.249	22.571	16.705	16.973	1	14:18:59.039	58.787	24.256	17.195	17.336
10	14:27:28.038	56.265	22.489	16.758	17.018	2	14:19:56.679	57.640	23.202	17.218	17.220
11	14:28:24.524	56.486	22.517	16.884	17.085	3	14:20:53.827	57.148	22.868	17.037	17.243
12	14:29:21.028	56.504	22.625	16.828	17.051	4	14:21:51.393	57.566	22.893	17.494	17.179
13	14:30:17.346	56.318	22.554	16.732	17.032	5	14:22:48.407	57.014	22.781	17.070	17.163
14	14:31:13.795	56.449	22.615	16.762	17.072	6	14:23:45.162	56.755	22.715	16.883	17.157
(9) Janneau ESMEIJER											
1	14:18:59.180	58.827	24.638	17.047	17.142	7	14:24:41.960	56.798	22.661	16.951	17.186
2	14:19:56.223	57.043	22.849	17.077	17.117	8	14:25:38.658	56.698	22.691	16.882	17.125
3	14:20:53.053	56.830	22.850	16.909	17.071	9	14:26:35.376	56.718	22.685	16.898	17.135
4	14:21:49.677	56.624	22.744	16.836	17.044	10	14:27:32.078	56.702	22.695	16.865	17.142
5	14:22:46.201	56.524	22.717	16.743	17.064	11	14:28:28.702	56.624	22.547	16.873	17.204
6	14:23:42.838	56.637	22.721	16.856	17.060	12	14:29:25.500	56.798	22.716	16.908	17.174
7	14:24:39.449	56.611	22.805	16.820	16.986	13	14:30:22.125	56.625	22.622	16.829	17.174
8	14:25:35.835	56.386	22.664	16.722	17.000	14	14:31:19.705	57.580	23.372	17.016	17.192
9	14:26:32.057	56.222	22.557	16.686	16.979	(69) Ryan ANDERTON					
10	14:27:28.301	56.244	22.532	16.700	17.012	1	14:18:59.989	59.594	25.006	17.331	17.257
11	14:28:24.701	56.400	22.501	16.809	17.090	2	14:19:57.318	57.329	23.016	17.065	17.248
12	14:29:21.231	56.530	22.644	16.801	17.085	3	14:20:54.265	56.947	22.863	16.945	17.139
13	14:30:17.577	56.346	22.585	16.743	17.018	4	14:21:51.584	57.319	23.146	17.018	17.155
14	14:31:13.983	56.406	22.636	16.757	17.013	5	14:22:48.695	57.111	22.881	17.010	17.220
(77) Fazio FRANSEN											
1	14:19:00.505	59.924	25.226	17.486	17.212	6	14:23:45.656	56.961	22.842	16.987	17.132
2	14:19:57.526	57.021	22.920	17.017	17.084	7	14:24:42.931	57.275	22.843	16.939	17.493
3	14:20:54.313	56.787	22.793	16.961	17.033	8	14:25:39.713	56.782	22.783	16.935	17.064
4	14:21:51.157	56.844	22.882	16.932	17.030	9	14:26:36.457	56.744	22.740	16.910	17.094
5	14:22:47.966	56.809	22.812	16.955	17.042	10	14:27:33.026	56.569	22.690	16.800	17.079
6	14:23:44.769	56.803	22.760	16.944	17.099	11	14:28:29.662	56.636	22.617	16.884	17.135
7	14:24:41.392	56.623	22.728	16.884	17.011	12	14:29:26.398	56.736	22.826	16.808	17.102
8	14:25:37.809	56.417	22.641	16.753	17.023	13	14:30:23.020	56.622	22.671	16.849	17.102
9	14:26:34.246	56.437	22.669	16.759	17.009	14	14:31:19.916	56.896	22.823	16.924	17.149
10	14:27:30.658	56.412	22.619	16.802	16.991	(19) Tobias HOLM					
11	14:28:27.093	56.435	22.577	16.785	17.073	1	14:19:01.149	1:00.450	25.564	17.643	17.243
12	14:29:23.680	56.587	22.702	16.782	17.103	2	14:19:58.186	57.037	22.878	17.022	17.137
13	14:30:20.113	56.433	22.564	16.799	17.070	3	14:20:55.461	57.275	23.063	17.138	17.074
14	14:31:16.472	56.359	22.563	16.765	17.031	4	14:21:53.357	57.896	23.733	17.055	17.108
(61) Josh WHITE											
1	14:18:59.731	59.242	24.755	17.289	17.198	5	14:22:50.222	56.865	22.805	16.914	17.146
2	14:19:57.056	57.325	23.037	17.152	17.136	6	14:23:47.216	56.994	22.937	16.972	17.085
3	14:20:53.960	56.904	22.802	17.023	17.079	7	14:24:44.040	56.824	22.756	16.955	17.113
4	14:21:50.964	57.004	22.960	16.973	17.071	8	14:25:40.575	56.535	22.672	16.859	17.004
5	14:22:48.122	57.158	23.143	17.072	16.943	9	14:26:37.135	56.560	22.651	16.916	16.993
6	14:23:44.885	56.763	22.825	16.925	17.013	10	14:27:33.734	56.599	22.710	16.807	17.082
7	14:24:41.529	56.644	22.730	16.973	16.941	11	14:28:30.358	56.624	22.660	16.876	17.088
8	14:25:37.975	56.446	22.675	16.868	16.903	12	14:29:27.152	56.794	22.791	16.900	17.103
9	14:26:34.533	56.558	22.722	16.823	17.013	13	14:30:23.712	56.560	22.666	16.824	17.070
10	14:27:30.926	56.393	22.569	16.830	16.994	14	14:31:20.379	56.667	22.775	16.851	17.041
11	14:28:27.457	56.531	22.589	16.843	17.099	(21) Connor HALL					
12	14:29:23.998	56.541	22.701	16.844	16.996	1	14:19:04.860	1:03.400	28.129	17.730	17.541
13	14:30:20.429	56.431	22.637	16.784	17.010	2	14:20:02.408	57.548	23.049	17.426	17.073
14	14:31:16.708	56.279	22.586	16.763	16.930	3	14:20:59.648	57.240	22.881	17.242	17.117
(49) Max AITKEN											
1	14:19:01.318	1:00.634	25.929	17.428	17.277	4	14:21:56.471	56.823	22.720	16.978	17.125
2	14:19:58.322	57.004	22.998	16.979	17.027	5	14:22:53.226	56.755	22.756	16.975	17.024
3	14:20:55.339	57.017	22.766	17.169	17.082	6	14:23:50.588	57.362	23.195	17.075	17.092
4	14:21:52.506	57.167	23.170	16.933	17.064	7	14:24:47.068	56.480	22.707	16.914	16.859
5	14:22:49.256	56.750	22.738	16.876	17.136	8	14:25:43.384	56.316	22.681	16.748	16.887
6	14:23:46.001	56.745	22.795	16.911	17.039	9	14:26:39.876	56.492	22.624	16.799	17.069
7	14:24:42.855	56.854	22.726	16.881	17.247	10	14:27:36.299	56.423	22.659	16.740	17.024
(40) Jan JONCK											
1	14:19:01.318	1:00.634	25.929	17.428	17.277	11	14:28:32.532	56.233	22.530	16.774	16.929
2	14:19:58.322	57.004	22.998	16.979	17.027	12	14:29:28.823	56.291	22.583	16.734	16.974
3	14:20:55.339	57.017	22.766	17.169	17.082	13	14:30:24.979	56.156	22.550	16.758	16.948
4	14:21:52.506	57.167	23.170	16.933	17.064	14	14:31:21.135	56.156	22.523	16.749	16.884
5	14:22:49.256	56.750	22.738	16.876	17.136						
6	14:23:46.001	56.745	22.795	16.911	17.039						
7	14:24:42.855	56.854	22.726	16.881	17.247						



Rotax Euro Challenge 2012 Genk / Belgium

Rotax Juniors

Genk / Belgium 1,360 Km

Final

01.04.2012 14:00

Race (14 Laps) started at 14:18:00

Lap	Time of Day	Lap Tm	S1 Tm	S2 Tm	S3 Tm	Lap	Time of Day	Lap Tm	S1 Tm	S2 Tm	S3 Tm
3	14:20:58.330	57.482	23.305	17.082	17.095	12	14:29:41.579	57.051	22.996	16.965	17.090
4	14:21:55.756	57.426	23.275	17.097	17.054	13	14:30:38.567	56.988	22.870	16.978	17.140
5	14:22:52.501	56.745	22.930	16.800	17.015	14	14:31:35.542	56.975	22.833	16.860	17.282
6	14:23:49.647	57.146	23.104	16.985	17.057	<u>(76) David WOODER</u>					
7	14:24:46.981	57.334	23.164	17.116	17.054	1	14:19:02.820	1:01.457	26.073	18.111	17.273
8	14:25:44.871	57.890	23.905	16.926	17.059	2	14:20:00.735	57.915	22.886	17.680	17.349
9	14:26:44.504	59.633	24.478	18.032	17.123	3	14:20:57.361	56.626	22.646	16.865	17.115
10	14:27:44.569	1:00.065	22.721	19.585	17.759	4	14:21:53.766	56.405	22.597	16.792	17.016
11	14:28:41.470	56.901	22.860	17.000	17.041	5	14:22:52.095	58.329	24.285	17.008	17.036
12	14:29:38.228	56.758	22.830	16.851	17.077	6	14:24:04.248	1:12.153	37.951	17.054	17.148
13	14:30:35.383	57.155	23.187	16.931	17.037	7	14:25:00.906	56.658	22.796	16.825	17.037
14	14:31:31.975	56.592	22.734	16.785	17.073	8	14:25:57.223	56.317	22.569	16.734	17.014
<u>(7) Kaan ONDER</u>						9	14:26:53.537	56.314	22.524	16.797	16.993
1	14:19:05.385	1:03.742	28.297	17.713	17.732	10	14:27:50.553	57.016	22.551	17.192	17.273
2	14:20:02.946	57.561	23.165	17.152	17.244	11	14:28:46.926	56.373	22.513	16.782	17.078
3	14:21:00.505	57.559	23.367	16.937	17.255	12	14:29:43.271	56.345	22.594	16.734	17.017
4	14:21:58.448	57.943	23.066	17.782	17.095	13	14:30:39.585	56.314	22.535	16.727	17.052
5	14:22:58.539	1:00.091	25.387	17.382	17.322	14	14:31:36.125	56.540	22.537	16.801	17.202
6	14:23:55.426	56.887	22.971	16.808	17.108	<u>(28) Shanaka CLAY</u>					
7	14:24:52.162	56.736	22.730	16.839	17.167	1	14:19:05.450	1:04.150	28.079	18.036	18.035
8	14:25:48.807	56.645	22.755	16.855	17.035	2	14:20:03.670	58.220	23.426	17.541	17.253
9	14:26:45.368	56.561	22.636	16.834	17.091	3	14:21:02.340	58.670	23.002	16.918	18.750
10	14:27:44.490	59.122	22.622	19.190	17.310	4	14:22:00.291	57.951	23.438	17.100	17.413
11	14:28:41.680	57.190	23.152	16.949	17.089	5	14:22:57.413	57.122	22.961	17.094	17.067
12	14:29:38.475	56.795	22.893	16.846	17.056	6	14:23:54.416	57.003	23.000	16.882	17.121
13	14:30:35.248	56.773	22.832	16.814	17.127	7	14:24:51.006	56.590	22.676	16.913	17.001
14	14:31:32.297	57.049	23.100	16.861	17.088	8	14:25:47.542	56.536	22.717	16.788	17.031
<u>(78) Jakub KADLCAK</u>						9	14:26:44.292	56.750	22.573	17.091	17.086
1	14:19:05.752	1:03.377	27.735	17.945	17.697	10	14:27:51.060	1:06.768	22.565	26.762	17.441
2	14:20:04.558	58.806	23.310	17.611	17.885	11	14:28:48.205	57.145	22.912	16.993	17.240
3	14:21:02.866	58.308	23.670	17.375	17.263	12	14:29:45.081	56.876	22.756	16.884	17.236
4	14:22:00.506	57.640	23.152	17.354	17.134	13	14:30:41.878	56.797	22.720	16.936	17.141
5	14:22:58.603	58.097	23.404	17.151	17.542	14	14:31:38.580	56.702	22.750	16.837	17.115
6	14:23:56.622	58.019	23.433	17.422	17.164	<u>(84) Patrik PASTOROK</u>					
7	14:24:53.798	57.176	22.993	17.032	17.151	1	14:19:03.568	1:02.388	26.348	18.628	17.412
8	14:25:50.799	57.001	22.924	16.946	17.131	2	14:20:03.083	59.515	23.524	17.783	18.208
9	14:26:47.897	57.098	22.921	16.965	17.212	3	14:21:01.950	58.867	24.216	17.163	17.488
10	14:27:45.874	57.977	22.975	17.060	17.942	4	14:21:59.021	57.071	22.981	16.988	17.102
11	14:28:42.824	56.950	22.885	16.860	17.205	5	14:22:57.266	58.245	23.670	17.328	17.247
12	14:29:39.951	57.127	22.950	16.942	17.235	6	14:23:54.851	57.585	23.501	16.955	17.129
13	14:30:37.020	57.069	22.956	16.888	17.225	7	14:24:51.715	56.864	22.726	16.952	17.186
14	14:31:34.086	57.066	22.925	16.939	17.202	8	14:25:48.306	56.591	22.706	16.814	17.071
<u>(43) Thor VIELAND CHRISTENSEN</u>						9	14:26:44.857	56.551	22.676	16.809	17.066
1	14:19:03.914	1:02.969	27.011	18.518	17.440	10	14:28:06.369	1:21.512	22.712	19.982	38.818
2	14:20:02.036	58.122	23.185	17.641	17.296	11	14:29:04.404	58.035	23.601	17.168	17.266
3	14:21:00.199	58.163	23.646	17.115	17.402	12	14:30:01.874	57.470	23.073	17.083	17.314
4	14:21:58.338	58.139	23.089	17.573	17.477	13	14:30:59.335	57.461	23.137	17.076	17.248
5	14:23:01.722	1:03.384	28.662	17.370	17.352	14	14:31:56.733	57.398	23.005	17.061	17.332
6	14:23:59.284	57.562	23.239	16.977	17.346	<u>(45) Sven VAN DER SLIK</u>					
7	14:24:56.716	57.432	22.969	17.170	17.293	1	14:19:03.660	1:02.877	26.113	17.793	18.971
8	14:25:53.708	56.992	22.930	16.917	17.145	2	14:20:04.178	1:00.518	23.745	18.199	18.574
9	14:26:50.579	56.871	22.838	16.845	17.188	3	14:21:07.800	1:03.622	26.633	18.906	18.083
10	14:27:47.527	56.948	22.744	16.989	17.215	4	14:22:05.793	57.993	23.391	17.169	17.433
11	14:28:44.294	56.767	22.729	16.953	17.085	<u>(27) Dennis TIJS</u>					
12	14:29:41.351	57.057	22.850	16.976	17.231	1	14:19:06.236	1:05.727	30.554	17.820	17.353
13	14:30:38.311	56.960	22.811	16.912	17.237	2	14:20:04.652	58.416	23.146	17.516	17.754
14	14:31:35.208	56.897	22.748	16.935	17.214	3	14:21:02.498	57.846	23.557	17.161	17.128
<u>(16) Ryo HIROOKA</u>						4	14:21:59.754	57.256	23.209	16.898	17.149
1	14:19:05.930	1:04.792	28.512	17.939	18.341	5	14:22:56.901	57.147	23.001	17.084	17.062
2	14:20:04.728	58.798	24.091	17.205	17.502	6	14:23:53.953	57.052	23.044	16.941	17.067
3	14:21:03.314	58.586	23.876	17.358	17.352	7	14:24:50.551	56.598	22.761	16.846	16.991
4	14:22:00.742	57.428	23.019	17.133	17.276	8	14:25:47.103	56.552	22.689	16.807	17.056
5	14:22:58.679	57.937	23.415	17.229	17.293	9	14:26:44.062	56.959	22.623	17.293	17.043
6	14:23:56.407	57.728	23.457	17.123	17.148	10	14:27:47.011	1:02.949	22.723	20.978	19.248
7	14:24:53.444	57.037	22.941	17.037	17.059	11	14:28:43.742	56.731	22.795	16.864	17.072
8	14:25:50.319	56.875	22.894	16.953	17.028	<u>(36) Henrique BAPTISTA</u>					
9	14:26:47.213	56.894	22.876	16.916	17.102	1	14:19:01.542	1:00.757	25.931	17.615	17.211
10	14:27:46.912	59.699	22.900	17.546	19.253						
11	14:28:44.528	57.616	23.228	17.184	17.204						



Rotax Euro Challenge 2012 Genk / Belgium

Rotax Juniors

Genk / Belgium 1,360 Km

Final

01.04.2012 14:00

Race (14 Laps) started at 14:18:00

Lap	Time of Day	Lap Tm	S1 Tm	S2 Tm	S3 Tm	Lap	Time of Day	Lap Tm	S1 Tm	S2 Tm	S3 Tm
2	14:20:00.222	58.680	23.576	17.827	17.277						
3	14:20:57.766	57.544	22.966	16.942	17.636						
4	14:21:54.638	56.872	22.805	16.865	17.202						
5	14:22:51.773	57.135	23.275	16.839	17.021						
6	14:24:02.516	1:10.743	36.645	16.995	17.103						
7	14:24:59.423	56.907	22.918	16.931	17.058						

Timekeeping Ingrid and Meik Wagner:

Clerk of the course Nigel Edwards:

Steward (Chairman) Olivier Steveny:

Chief Scrutineer Paul Klaassen:

www.mylaps.com

Licensed to: Motorsport Events