



Rotax Euro Challenge Salbris/France

Rotax Juniors

Salbris 1,477 Km

Free Practice 1 odd no.

03.04.2015 11:00

Practice (7:00 Time) started at 11:00:00

Pos	No.	Name	Nat.	Chassis	Race Team	Laps	Best Tm	Diff	Gap	In Lap	km/h
1	31	Axel Charpentier	GBR	Tonykart	Strawberry Racing	5	1:03.278			5	84,029
2	49	Zak Fulk	GBR	Tonykart	Coles Racing	5	1:03.435	0.157	0.157	5	83,821
3	47	Mark Kimber	GBR	FA Kart	Dan Holland Racing	5	1:03.443	0.165	0.008	5	83,811
4	65	Jean Nombrot	FRA	Sodi	Kart Pro Racing KPR	4	1:03.454	0.176	0.011	4	83,796
5	3	Dean MacDonald	GBR	Kosmic	Aim Motorsport	5	1:03.480	0.202	0.026	5	83,762
6	27	Ayrton Simmons	GBR	Tonykart	Coles Racing	5	1:03.542	0.264	0.062	5	83,680
7	51	Dikkie van der Wal	NLD	Alonso	Team TKP	5	1:03.611	0.333	0.069	5	83,589
8	71	Olli Caldwell	GBR	Tonykart	Coles Racing	5	1:03.615	0.337	0.004	5	83,584
9	79	Natael Cantin	CAN	BirelART	BirelART/KMS	6	1:03.770	0.492	0.155	6	83,381
10	33	Antoine Perceval	FRA	Tonykart	SG Drivers	5	1:03.791	0.513	0.021	5	83,353
11	23	Enzo Coursimault	FRA	Kosmic/Sodik	PKS	5	1:03.822	0.544	0.031	5	83,313
12	17	Jordan Brown-Nutley	GBR	Tonykart	CRM	5	1:03.915	0.637	0.093	5	83,192
13	75	Enzo Valente	FRA	Sodi	Kart Pro Racing KPR	5	1:03.977	0.699	0.062	5	83,111
14	35	Ido Cohen	ISR	CRG	CRG SPA	5	1:03.996	0.718	0.019	5	83,086
15	67	Mateusz Pylka	POL	Kosmic	Jastrzebski Racing	5	1:04.072	0.794	0.076	5	82,988
16	5	Alex Quinn	GBR	CRG	CRG SPA	3	1:04.110	0.832	0.038	3	82,939
17	59	Zviedris Valters	LVA	Tonykart	Jurmala/Papas Racing	5	1:04.146	0.868	0.036	5	82,892
18	63	Louis Henkefend	DEU	Alonso	Team TKP	6	1:04.165	0.887	0.019	6	82,868
19	45	Kilian Meyer	ESP	CRG SPA	CRG SPA	5	1:04.332	1.054	0.167	5	82,652
20	81	Lauri Leppa	FIN	Tonykart	VRT	5	1:04.427	1.149	0.095	4	82,531
21	19	Jack Spinola	PRT	FA Kart	Dan Holland Racing	5	1:04.432	1.154	0.005	5	82,524
22	69	Javier Gonzalez	MEX	Kosmic	Paul Carr Racing	5	1:04.441	1.163	0.009	5	82,513
23	39	Hugo Andersson	SWE	Alonso	Dan Holland Racing	5	1:04.535	1.257	0.094	4	82,393
24	73	Kenzo Aerts	BEL	OTK	Daems Racing	6	1:05.005	1.727	0.470	6	81,797
25	25	Adam Eteki	FRA	Tonykart	SG Drivers	4	1:05.160	1.882	0.155	4	81,602
26	57	Alejandro Schimpf	ESP	DR	VPDR/Gulfitoso	6	1:05.315	2.037	0.155	6	81,409
27	61	Charlie Andersen	SWE	Tonykart	Ward Racing	5	1:05.457	2.179	0.142	4	81,232
28	21	Phil Doerr	DEU	CRG	CRG SPA	5	1:05.474	2.196	0.017	4	81,211
29	99	Oscar Palomo Ortiz	ESP	Birelart	Birelart	6	1:06.936	3.658	1.462	5	79,437
30	83	Taymour Kermanshahchi	UAE	Sodi	Sodikart Middle East	3	1:07.273	3.995	0.337	2	79,039
31	77	David Rehme	SWE	CRG	CRG SPA	4	1:09.088	5.810	1.815	4	76,963





Rotax Euro Challenge Salbris/France

Rotax DD2

Salbris 1,477 Km

Free Practice 1 odd no.

03.04.2015 11:40

Practice (7:00 Time) started at 11:40:00

Pos	No.	Name	Nat.	Chassis	Race Team	Laps	Best Tm	Diff	Gap	In Lap	km/h
1	639	Henrique Baptista	PRT	FA Kart	Dan Holland Racing	7	1:00.225			4	88,289
2	609	Kevin Ludi	CHE	Kosmic	Spirit Racing	6	1:00.409	0.184	0.184	3	88,020
3	657	Mats van den Brand	NLD	DR	VPDR	6	1:00.447	0.222	0.038	4	87,965
4	619	Marcel Schirmer	DEU	Tonykart	RS Competition	6	1:00.467	0.242	0.020	5	87,936
5	647	Arnaud Kozlinski	FRA	Sodikart	Sodikart	5	1:00.546	0.321	0.079	3	87,821
6	613	Ferenc Kancsar	HUN	BirelART	BirelART/KMS	7	1:00.579	0.354	0.033	4	87,773
7	669	Constantin Schoell	AUT	Tonykart	Strawberry Racing	6	1:00.736	0.511	0.157	6	87,546
8	627	Kawase Tomokazu (M)	JPN	TBA	Uniq Racing Team	7	1:00.817	0.592	0.081	5	87,430
9	605	Filippos Kalesis	GRC	Flandria Kart	Team Flandria Kart	6	1:00.913	0.688	0.096	3	87,292
10	653	Henrijs Grube	LVA	Sodikart	RB Sports	7	1:00.915	0.690	0.002	6	87,289
11	641	Tamsin Germain (M)	GBR	CRG	DG Racing	7	1:01.057	0.832	0.142	4	87,086
12	629	Igor Mukhin (M)	RUS	CRG	CRG S.P.A.	7	1:01.068	0.843	0.011	6	87,070
13	625	Marc Berteaux (M)	FRA	Birel Art	Sologne Sport Tech	7	1:01.071	0.846	0.003	4	87,066
14	649	Martins Lapins	LVA	Flandria Kart	Team Flandria Kart	6	1:01.080	0.855	0.009	4	87,053
15	615	Maxi Fleischmann	DEU	Praga	Rotax Praga Racing Team	6	1:01.116	0.891	0.036	4	87,002
16	645	Uldis Timaks (M)	LVA	Tonykart	Uldis Timaks	3	1:01.423	1.198	0.307	1	86,567
17	637	Max Hofer	AUT	Ricciardo Kart	Speedworld	6	1:01.444	1.219	0.021	6	86,537
18	655	Christophe Adams (M)	FRA	BirelArt	BirelART/KMS	6	1:01.501	1.276	0.057	6	86,457
19	651	Steve Bull	GBR	Tonykart	Screenvyn	6	1:01.967	1.742	0.466	4	85,807
20	699	Geza Fodor (M)	HUN	Ricciardo Kart	Ricciardo/KMS	5	1:02.018	1.793	0.051	4	85,736
21	643	Marcel Steinert	DEU	Kosmic	Ratisbona Motorsport	6	1:02.717	2.492	0.699	6	84,781

Announcements

No 45 without transponder / timed by photocell



Rotax Euro Challenge Salbris/France

Rotax DD2

Salbris 1,477 Km

Free Practice 1 odd no.

03.04.2015 11:40

Practice (7:00 Time) started at 11:40:00

Lap	Time of Day	Lap Tm	Diff	S1 Tm	S2 Tm	S3 Tm	Lap	Time of Day	Lap Tm	Diff	S1 Tm	S2 Tm	S3 Tm
(639) Henrique Baptista													
1	11:41:46.544	1:03.947	+3.722	22.566	19.041	22.340	1	11:42:03.660	1:04.261	+3.348	22.707	19.032	22.522
2	11:42:47.716	1:01.172	+0.947	21.053	18.241	21.878	2	11:43:04.964	1:01.304	+0.391	20.700	18.349	22.255
3	11:43:48.243	1:00.527	+0.302	20.614	18.085	21.828	3	11:44:05.877	1:00.913		20.706	18.314	21.893
4	11:44:48.468	1:00.225		20.416	18.044	21.765	4	11:45:07.028	1:01.151	+0.238	21.024	18.188	21.939
5	11:45:48.778	1:00.310	+0.085	20.407	18.101	21.802	5	11:46:08.041	1:01.013	+0.100	20.788		
6	11:46:49.092	1:00.314	+0.089				6	11:47:09.825	1:01.784	+0.871			
7	11:47:49.679	1:00.587	+0.362										
(609) Kevin Ludi													
1	11:42:04.556	1:06.116	+5.707	24.040	19.611	22.465	1	11:41:39.455	1:04.316	+3.401	22.513	19.079	22.724
2	11:43:05.569	1:01.013	+0.604	20.749	18.234	22.030	2	11:42:41.506	1:02.051	+1.136	21.155	18.447	22.449
3	11:44:05.978	1:00.409		20.464	18.242	21.703	3	11:43:42.951	1:01.445	+0.530	21.064	18.258	22.123
4	11:45:06.415	1:00.437	+0.028	20.398	18.250	21.789	4	11:44:44.208	1:01.257	+0.342	20.787	18.343	22.127
5	11:46:06.855	1:00.440	+0.031	20.577			5	11:45:45.495	1:01.287	+0.372	20.781	18.304	22.202
6	11:47:07.415	1:00.560	+0.151				6	11:46:46.410	1:00.915				
7							7	11:47:47.540	1:01.130	+0.215			
(657) Mats van den Brand													
1	11:42:10.693	1:05.005	+4.558	22.720	19.491	22.794	1	11:41:50.208	1:05.499	+4.442	23.110	19.415	22.974
2	11:43:11.900	1:01.207	+0.760	20.769	18.409	22.029	2	11:42:52.327	1:02.119	+1.062	21.257	18.446	22.416
3	11:44:12.470	1:00.570	+0.123	20.499	18.203	21.868	3	11:43:54.039	1:01.712	+0.655	20.994	18.534	22.184
4	11:45:12.917	1:00.447		20.397	18.098	21.952	4	11:44:55.096	1:01.057		20.661	18.333	22.063
5	11:46:13.600	1:00.683	+0.236				5	11:45:56.622	1:01.526	+0.469	20.837		
6	11:47:14.185	1:00.585	+0.138				6	11:46:57.844	1:01.222	+0.165			
7							7	11:47:59.110	1:01.266	+0.209			
(619) Marcel Schirmer													
1	11:41:44.191	1:04.148	+3.681	22.516	18.974	22.658	1	11:41:49.860	1:07.987	+6.919	24.665	19.869	23.453
2	11:42:46.307	1:02.116	+1.649	21.640	18.383	22.093	2	11:42:53.135	1:03.275	+2.207	21.923	18.813	22.539
3	11:43:47.203	1:00.896	+0.429	20.719	18.217	21.960	3	11:43:54.704	1:01.569	+0.501	20.795	18.319	22.455
4	11:44:47.764	1:00.561	+0.094	20.504	18.188	21.869	4	11:44:56.327	1:01.623	+0.555	20.921	18.481	22.221
5	11:45:48.231	1:00.467		20.504	18.130	21.833	5	11:45:57.445	1:01.118	+0.050	20.712		
6	11:46:48.731	1:00.500	+0.033				6	11:46:58.513	1:01.068				
7							7	11:47:59.712	1:01.199	+0.131			
(629) Igor Mukhin (M)													
1	11:41:49.860	1:07.987	+6.919	24.665	19.869	23.453	1	11:41:49.860	1:07.987	+6.919	24.665	19.869	23.453
2	11:42:53.135	1:03.275	+2.207	21.923	18.813	22.539	2	11:42:53.135	1:03.275	+2.207	21.923	18.813	22.539
3	11:43:54.704	1:01.569	+0.501	20.795	18.319	22.455	3	11:43:54.704	1:01.569	+0.501	20.795	18.319	22.455
4	11:44:56.327	1:01.623	+0.555	20.921	18.481	22.221	4	11:44:56.327	1:01.623	+0.555	20.921	18.481	22.221
5	11:45:57.445	1:01.118	+0.050	20.712			5	11:45:57.445	1:01.118	+0.050	20.712		
6	11:46:58.513	1:01.068					6	11:46:58.513	1:01.068				
7	11:47:59.712	1:01.199	+0.131				7	11:47:59.712	1:01.199	+0.131			
(625) Marc Berteaux (M)													
1	11:41:47.965	1:06.352	+5.281	23.226	19.773	23.353	1	11:41:47.965	1:06.352	+5.281	23.226	19.773	23.353
2	11:42:51.100	1:03.135	+2.064	22.228	18.571	22.336	2	11:42:51.100	1:03.135	+2.064	22.228	18.571	22.336
3	11:43:52.701	1:01.601	+0.530	21.078	18.362	22.161	3	11:43:52.701	1:01.601	+0.530	21.078	18.362	22.161
4	11:44:53.772	1:01.071		20.730	18.265	22.076	4	11:44:53.772	1:01.071		20.730	18.265	22.076
5	11:45:54.983	1:01.211	+0.140	20.824			5	11:45:54.983	1:01.211	+0.140	20.824		
6	11:46:56.246	1:01.263	+0.192				6	11:46:56.246	1:01.263	+0.192			
7	11:47:57.547	1:01.301	+0.230				7	11:47:57.547	1:01.301	+0.230			
(649) Martins Lapins													
1	11:42:00.870	1:06.035	+4.955	23.905	19.460	22.670	1	11:42:00.870	1:06.035	+4.955	23.905	19.460	22.670
2	11:43:03.581	1:02.711	+1.631	21.666	18.715	22.330	2	11:43:03.581	1:02.711	+1.631	21.666	18.715	22.330
3	11:44:05.284	1:01.703	+0.623	21.288	18.309	22.106	3	11:44:05.284	1:01.703	+0.623	21.288	18.309	22.106
4	11:45:06.364	1:01.080		20.755	18.305	22.020	4	11:45:06.364	1:01.080		20.755	18.305	22.020
5	11:46:07.628	1:01.264	+0.184	21.048			5	11:46:07.628	1:01.264	+0.184	21.048		
6	11:47:09.126	1:01.498	+0.418				6	11:47:09.126	1:01.498	+0.418			
(615) Maxi Fleischmann													
1	11:41:48.086	1:04.908	+3.792	23.088	19.162	22.658	1	11:41:48.086	1:04.908	+3.792	23.088	19.162	22.658
2	11:42:50.479	1:02.393	+1.277	21.309	18.709	22.375	2	11:42:50.479	1:02.393	+1.277	21.309	18.709	22.375
3	11:43:51.854	1:01.375	+0.259	20.863	18.437	22.075	3	11:43:51.854	1:01.375	+0.259	20.863	18.437	22.075
4	11:44:52.970	1:01.116		20.730	18.341	22.045	4	11:44:52.970	1:01.116		20.730	18.341	22.045
5	11:46:06.127	1:13.157	+12.041	29.488			5	11:46:06.127	1:13.157	+12.041	29.488		
6	11:47:07.747	1:01.620	+0.504				6	11:47:07.747	1:01.620	+0.504			
(645) Uldis Timaks (M)													
1	11:44:54.517	1:01.423					1	11:44:54.517	1:01.423				
2	11:45:56.003	1:01.486	+0.063				2	11:45:56.003	1:01.486	+0.063			
3	11:46:57.477	1:01.474	+0.051				3	11:46:57.477	1:01.474	+0.051			
(627) Kawase Tomokazu (M)													
1	11:41:45.604	1:04.388	+3.571	22.640	19.031	22.717	1	11:41:45.604	1:04.388	+3.571	22.640	19.031	22.717
2	11:42:47.510	1:01.906	+1.089	21.125	18.462	22.319	2	11:42:47.510	1:01.906	+1.089	21.125	18.462	22.319
3	11:43:49.212	1:01.702	+0.885	21.286	18.313	22.103	3	11:43:49.212	1:01.702	+0.885	21.286	18.313	22.103
4	11:44:50.168	1:00.956	+0.139	20.711	18.165	22.080	4	11:44:50.168	1:00.956	+0.139	20.711	18.165	22.080
5	11:45:50.985	1:00.817		20.597	18.267	21.953	5	11:45:50.985	1:00.817		20.597	18.267	21.953
6	11:46:51.940	1:00.955	+0.138				6	11:46:51.940	1:00.955	+0.138			
7	11:47:53.044	1:01.104	+0.287				7	11:47:53.044	1:01.104	+0.287			



Rotax Euro Challenge Salbris/France

Rotax DD2 Salbris 1,477 Km

Free Practice 1 odd no. 03.04.2015 11:40

Practice (7:00 Time) started at 11:40:00

Lap	Time of Day	Lap Tm	Diff	S1 Tm	S2 Tm	S3 Tm	Lap	Time of Day	Lap Tm	Diff	S1 Tm	S2 Tm	S3 Tm
(637) Max Hofer													
1	11:42:00.549	1:06.005	+4.561	23.588	19.600	22.817							
2	11:43:02.826	1:02.277	+0.833	21.320	18.551	22.406							
3	11:44:04.374	1:01.548	+0.104	21.019	18.362	22.167							
4	11:45:06.208	1:01.834	+0.390	21.314	18.346	22.174							
5	11:46:08.661	1:02.453	+1.009	21.757									
6	11:47:10.105	1:01.444											
(655) Christophe Adams (M)													
1	11:41:54.987	1:07.422	+5.921	23.992	19.907	23.523							
2	11:42:58.773	1:03.786	+2.285	22.359	18.935	22.492							
3	11:44:01.095	1:02.322	+0.821	21.301	18.709	22.312							
4	11:45:08.285	1:07.190	+5.689	22.709	21.907	22.574							
5	11:46:10.110	1:01.825	+0.324	21.282									
6	11:47:11.611	1:01.501											
(651) Steve Bull													
1	11:41:53.551	1:06.373	+4.406	23.635	19.626	23.112							
2	11:43:00.377	1:06.826	+4.859	24.784	19.368	22.674							
3	11:44:02.704	1:02.327	+0.360	21.289	18.637	22.401							
4	11:45:04.671	1:01.967		21.106	18.552	22.309							
5	11:46:06.880	1:02.209	+0.242	21.285									
6	11:47:09.729	1:02.849	+0.882										
(699) Geza Fodor (M)													
1	11:41:54.327	1:07.277	+5.259	23.620	20.330	23.327							
2	11:42:59.358	1:05.031	+3.013	22.510	19.827	22.694							
3	11:44:01.990	1:02.632	+0.614	21.425	18.698	22.509							
4	11:45:04.008	1:02.018		21.054	18.534	22.430							
5	11:46:06.508	1:02.500	+0.482	20.917									
(643) Marcel Steinert													
1	11:42:00.099	1:12.898	+10.181	26.791	21.433	24.674							
2	11:43:06.145	1:06.046	+3.329	22.392	19.612	24.042							
3	11:44:09.758	1:03.613	+0.896	21.766	18.920	22.927							
4	11:45:12.860	1:03.102	+0.385	21.566	18.755	22.781							
5	11:46:15.782	1:02.922	+0.205										
6	11:47:18.499	1:02.717											

Timekeeping M. Wagner: Clerk of the course Thomas Lainer:

Steward Horst Seidel: Chief Scrutineer Paul Klaassen:



Rotax Euro Challenge Salbris/France

Rotax DD2

Salbris 1,477 Km

Free Practice 1 even no.

03.04.2015 11:50

Practice (7:00 Time) started at 11:50:02

Pos	No.	Name	Nat.	Chassis	Race Team	Laps	Best Tm	Diff	Gap	In Lap	km/h
1	628	Paolo DeConto	ITA	CRG	CRG S.P.A.	6	1:00.269			6	88,224
2	660	Barrie Pullinger	GBR	FA Kart	Dan Holland Racing	6	1:00.293	0.024	0.024	6	88,189
3	662	Rasmus Markkanen	FIN	Tonykart	VRT	6	1:00.315	0.046	0.022	6	88,157
4	606	Anthony Abbasse	FRA	Sodikart	Sodikart	6	1:00.421	0.152	0.106	6	88,003
5	624	Haralds Garkaklis	LVA	Flandria Kart	Flandria Kart	7	1:00.450	0.181	0.029	6	87,960
6	634	Oriol Dalmau	ESP	Tonykart	MDC Racing	7	1:00.530	0.261	0.080	7	87,844
7	648	Roope Markkanen	FIN	Tonykart	VRT	6	1:00.532	0.263	0.002	5	87,841
8	646	Alexis Coursault	FRA	Birelart	Sologne Sport Tech	7	1:00.564	0.295	0.032	7	87,795
9	622	Marc Lupfer	DEU	Tonykart	Ratisbona Motorsport	6	1:00.668	0.399	0.104	6	87,644
10	656	Lorenzo van Riet	NLD	Formula K	Brand Racing	7	1:00.849	0.580	0.181	7	87,384
11	616	Luka Kamali	DEU	CRG	CRG S.P.A.	6	1:00.860	0.591	0.011	6	87,368
12	644	Dimitris Vasileris	GRC	Tonykart	Prt Motorsport	6	1:00.864	0.595	0.004	6	87,362
13	654	Alessio Curto	DEU	Praga	Mtec Praga Racing	6	1:00.940	0.671	0.076	5	87,253
14	658	Fabienne Lanz	ZAF	Formula K	Brand Racing	6	1:00.952	0.683	0.012	6	87,236
15	642	Ernestis Veismanis	LVA	Tonykart	Jurmala/Papas Racing	6	1:01.159	0.890	0.207	6	86,941
16	640	Sascha Pio Haida	DEU	Birelart	JLC Racing Team	7	1:01.287	1.018	0.128	5	86,759
17	652	Ilija Aloskins (M)	LVA	Sodikart	RB Sports	6	1:01.683	1.414	0.396	4	86,202
18	618	Philipp Seewer	CHE	Kosmic	Spirit Racing	3	1:02.348	2.079	0.665	2	85,283
19	650	Ronald Billings (M)	GBR	Tonykart	Screenvyn	4	1:02.703	2.434	0.355	4	84,800



Rotax Euro Challenge Salbris/France

Rotax DD2

Salbris 1,477 Km

Free Practice 1 even no.

03.04.2015 11:50

Practice (7:00 Time) started at 11:50:02

Lap	Time of Day	Lap Tm	Diff	S1 Tm	S2 Tm	S3 Tm	Lap	Time of Day	Lap Tm	Diff	S1 Tm	S2 Tm	S3 Tm
(628) Paolo DeConto							(622) Marc Lupfer						
1	11:52:14.596	1:11.775	+11.506				1	11:51:47.919	1:06.153	+5.485			
2	11:53:22.685	1:08.089	+7.820				2	11:52:50.278	1:02.359	+1.691			
3	11:54:24.025	1:01.340	+1.071				3	11:53:51.673	1:01.395	+0.727			
4	11:55:24.675	1:00.650	+0.381				4	11:54:52.719	1:01.046	+0.378			
5	11:56:24.990	1:00.315	+0.046				5	11:55:53.673	1:00.954	+0.286			
6	11:57:25.259	1:00.269					6	11:56:54.341	1:00.668				
(660) Barrie Pullinger							(656) Lorenzo van Riet						
1	11:52:01.590	1:05.895	+5.602				1	11:51:41.635	1:03.798	+2.949			
2	11:53:02.957	1:01.367	+1.074				2	11:52:43.534	1:01.899	+1.050			
3	11:54:03.627	1:00.670	+0.377				3	11:53:47.192	1:03.658	+2.809			
4	11:55:04.321	1:00.694	+0.401				4	11:54:48.295	1:01.103	+0.254			
5	11:56:04.776	1:00.455	+0.162				5	11:55:49.411	1:01.116	+0.267			
6	11:57:05.069	1:00.293					6	11:56:50.363	1:00.952	+0.103			
(662) Rasmus Markkanen							(616) Luka Kamali						
1	11:52:03.574	1:03.937	+3.622				1	11:52:04.016	1:09.562	+8.702			
2	11:53:05.134	1:01.560	+1.245				2	11:53:06.517	1:02.501	+1.641			
3	11:54:06.155	1:01.021	+0.706				3	11:54:07.949	1:01.432	+0.572			
4	11:55:07.200	1:01.045	+0.730				4	11:55:09.092	1:01.143	+0.283			
5	11:56:07.817	1:00.617	+0.302				5	11:56:10.074	1:00.982	+0.122			
6	11:57:08.132	1:00.315					6	11:57:10.934	1:00.860				
(606) Anthony Abbasse							(644) Dimitris Vasileris						
1	11:52:16.367	1:08.910	+8.489				1	11:52:17.166	1:13.470	+12.606			
2	11:53:17.746	1:01.379	+0.958				2	11:53:19.145	1:01.979	+1.115			
3	11:54:18.388	1:00.642	+0.221				3	11:54:20.446	1:01.301	+0.437			
4	11:55:18.837	1:00.449	+0.028				4	11:55:21.360	1:00.914	+0.050			
5	11:56:19.393	1:00.556	+0.135				5	11:56:22.382	1:01.022	+0.158			
6	11:57:19.814	1:00.421					6	11:57:23.246	1:00.864				
(624) Haralds Garkaklis							(654) Alessio Curto						
1	11:51:49.511	1:04.530	+4.080				1	11:51:49.861	1:09.078	+8.138			
2	11:52:51.112	1:01.601	+1.151				2	11:52:55.781	1:05.920	+4.980			
3	11:53:52.600	1:01.488	+1.038				3	11:53:57.842	1:02.061	+1.121			
4	11:54:53.308	1:00.708	+0.258				4	11:54:58.861	1:01.019	+0.079			
5	11:55:53.986	1:00.678	+0.228				5	11:55:59.801	1:00.940				
6	11:56:54.436	1:00.450					6	11:57:00.919	1:01.118	+0.178			
7	11:57:55.177	1:00.741	+0.291				(658) Fabienne Lanz						
(634) Oriol Dalmau							1	11:51:48.753	1:05.513	+4.561			
1	11:51:50.901	1:04.327	+3.797				2	11:52:50.918	1:02.165	+1.213			
2	11:52:52.629	1:01.728	+1.198				3	11:53:52.919	1:02.001	+1.049			
3	11:53:53.457	1:00.828	+0.298				4	11:54:54.030	1:01.111	+0.159			
4	11:54:54.232	1:00.775	+0.245				5	11:55:55.625	1:01.595	+0.643			
5	11:55:54.920	1:00.688	+0.158				6	11:56:56.577	1:00.952				
6	11:56:55.607	1:00.687	+0.157				(642) Ernests Veismanis						
7	11:57:56.137	1:00.530					1	11:51:57.618	1:10.688	+9.529			
(648) Roope Markkanen							2	11:53:04.143	1:06.525	+5.366			
1	11:52:03.457	1:04.323	+3.791				3	11:54:06.707	1:02.564	+1.405			
2	11:53:04.925	1:01.468	+0.936				4	11:55:08.162	1:01.455	+0.296			
3	11:54:06.049	1:01.124	+0.592				5	11:56:09.539	1:01.377	+0.218			
4	11:55:07.814	1:01.765	+1.233				6	11:57:10.698	1:01.159				
5	11:56:08.346	1:00.532					(640) Sascha Pio Haida						
6	11:57:08.879	1:00.533	+0.001				1	11:51:48.215	1:06.077	+4.790			
(646) Alexis Coursault							2	11:52:50.783	1:02.568	+1.281			
1	11:51:40.400	1:03.204	+2.640				3	11:53:53.139	1:02.356	+1.069			
2	11:52:41.486	1:01.086	+0.522				4	11:54:54.822	1:01.683	+0.396			
3	11:53:42.487	1:01.001	+0.437				5	11:55:56.109	1:01.287				
4	11:54:43.213	1:00.726	+0.162				6	11:56:57.465	1:01.356	+0.069			
5	11:55:43.841	1:00.628	+0.064										
6	11:56:44.497	1:00.656	+0.092										

Timekeeping M. Wagner: Clerk of the course Thomas Lainer:

Steward Horst Seidel: Chief Scrutineer Paul Klaassen:



Rotax Euro Challenge Salbris/France

Rotax DD2

Salbris 1,477 Km

Free Practice 1 even no.

03.04.2015 11:50

Practice (7:00 Time) started at 11:50:02

Lap	Time of Day	Lap Tm	Diff	S1 Tm	S2 Tm	S3 Tm	Lap	Time of Day	Lap Tm	Diff	S1 Tm	S2 Tm	S3 Tm
7	11:57:58.814	1:01.349	+0.062										
(652) Ilja Aloskins (M)													
1	11:51:50.041	1:07.546	+5.863										
2	11:52:53.619	1:03.578	+1.895										
3	11:53:55.712	1:02.093	+0.410										
4	11:54:57.395	1:01.683											
5	11:55:59.233	1:01.838	+0.155										
6	11:57:01.228	1:01.995	+0.312										
(618) Philipp Seewer													
1	11:51:49.183	1:05.743	+3.395										
2	11:52:51.531	1:02.348											
3	11:54:22.435	1:30.904	+28.556										
(650) Ronald Billings (M)													
1	11:52:17.449	1:12.496	+9.793										
2	11:53:21.459	1:04.010	+1.307										
3	11:54:24.408	1:02.949	+0.246										
4	11:55:27.111	1:02.703											

Timekeeping M. Wagner: Clerk of the course Thomas Lainer:

Steward Horst Seidel: Chief Scrutineer Paul Klaassen:

Printed: 03.04.2015 12:00:14 posted at: h





Rotax Euro Challenge Salbris/France

Rotax DD2 Salbris 1,477 Km

Free Practice 2 odd no. 03.04.2015 12:40

Practice (7:00 Time) started at 12:40:00

Pos	No.	Name	Nat.	Chassis	Race Team	Laps	Best Tm	Diff	Gap	In Lap	km/h
1	647	Arnaud Kozlinski	FRA	Sodikart	Sodikart	4	59.540			4	89,305
2	613	Ferenc Kancsar	HUN	BirelART	BirelART/KMS	5	59.676	0.136	0.136	3	89,101
3	657	Mats van den Brand	NLD	DR	VPDR	5	59.767	0.227	0.091	5	88,965
4	609	Kevin Ludi	CHE	Kosmic	Spirit Racing	5	59.768	0.228	0.001	5	88,964
5	619	Marcel Schirmer	DEU	Tonykart	RS Competition	6	59.841	0.301	0.073	4	88,855
6	669	Constantin Schoell	AUT	Tonykart	Strawberry Racing	6	59.955	0.415	0.114	6	88,687
7	639	Henrique Baptista	PRT	FA Kart	Dan Holland Racing	6	1:00.052	0.512	0.097	4	88,543
8	605	Filippos Kalesis	GRC	Flandria Kart	Team Flandria Kart	4	1:00.160	0.620	0.108	4	88,384
9	649	Martins Lapins	LVA	Flandria Kart	Team Flandria Kart	6	1:00.288	0.748	0.128	4	88,197
10	641	Tamsin Germain (M)	GBR	CRG	DG Racing	6	1:00.391	0.851	0.103	4	88,046
11	627	Kawase Tomokazu (M)	JPN	TBA	Uniq Racing Team	7	1:00.473	0.933	0.082	6	87,927
12	651	Steve Bull	GBR	Tonykart	Screenvyn	7	1:00.481	0.941	0.008	6	87,915
13	637	Max Hofer	AUT	Ricciardo Kart	Speedworld	6	1:00.489	0.949	0.008	4	87,904
14	615	Maxi Fleischmann	DEU	Praga	Rotax Praga Racing Team	5	1:00.516	0.976	0.027	5	87,864
15	625	Marc Berteaux (M)	FRA	Birel Art	Sologne Sport Tech	7	1:00.710	1.170	0.194	6	87,584
16	629	Igor Mukhin (M)	RUS	CRG	CRG S.P.A.	6	1:00.758	1.218	0.048	6	87,514
17	645	Uldis Timaks (M)	LVA	Tonykart	Uldis Timaks	7	1:00.829	1.289	0.071	5	87,412
18	653	Henrijs Grube	LVA	Sodikart	RB Sports	7	1:01.143	1.603	0.314	4	86,963
19	699	Geza Fodor (M)	HUN	Ricciardo Kart	Ricciardo/KMS	6	1:01.202	1.662	0.059	4	86,880
20	655	Christophe Adams (M)	FRA	BirelArt	BirelART/KMS	5	1:01.534	1.994	0.332	5	86,411
21	643	Marcel Steinert	DEU	Kosmic	Ratisbona Motorsport	6	1:02.247	2.707	0.713	4	85,421

Timekeeping M. Wagner: Clerk of the course Thomas Lainer:

Steward Horst Seidel: Chief Scrutineer Paul Klaassen:





Rotax Euro Challenge Salbris/France

Rotax DD2

Salbris 1,477 Km

Free Practice 2 odd no.

03.04.2015 12:40

Practice (7:00 Time) started at 12:40:00

Lap	Time of Day	Lap Tm	Diff	S1 Tm	S2 Tm	S3 Tm	Lap	Time of Day	Lap Tm	Diff	S1 Tm	S2 Tm	S3 Tm
(647) Arnaud Kozlinski							(641) Tamsin Germain (M)						
1	12:42:42.621	1:09.255	+9.715	24.011	22.282	22.962	1	12:42:21.733	1:06.440	+6.049	23.791	19.654	22.995
2	12:43:43.616	1:00.995	+1.455	20.897	18.170	21.928	2	12:43:23.910	1:02.177	+1.786	21.365	18.572	22.240
3	12:44:43.529	59.913	+0.373	20.402	17.870	21.641	3	12:44:25.149	1:01.239	+0.848	20.611	18.330	22.298
4	12:45:43.069	59.540		20.162	17.859	21.519	4	12:45:25.540	1:00.391		20.445	18.075	21.871
							5	12:46:26.021	1:00.481	+0.090	20.407	18.104	21.970
							6	12:47:26.721	1:00.700	+0.309	20.659	18.075	21.966
(613) Ferenc Kancsar							(627) Kawase Tomokazu (M)						
1	12:43:09.370	1:05.667	+5.991	23.559	19.430	22.678	1	12:41:57.997	1:11.324	+10.851	28.339	19.991	22.994
2	12:44:09.983	1:00.613	+0.937	20.636	18.185	21.792	2	12:42:59.742	1:01.745	+1.272	21.189	18.451	22.105
3	12:45:09.659	59.676		20.279	17.802	21.595	3	12:44:00.658	1:00.916	+0.443	20.793	18.112	22.011
4	12:46:09.467	59.808	+0.132	20.372	17.890	21.546	4	12:45:01.215	1:00.557	+0.084	20.662	18.105	21.790
5	12:47:09.378	59.911	+0.235	20.358	17.883	21.670	5	12:46:01.824	1:00.609	+0.136	20.410	18.185	22.014
							6	12:47:02.297	1:00.473		20.596	18.059	21.818
							7	12:48:02.847	1:00.550	+0.077	20.574	18.058	21.918
(657) Mats van den Brand							(651) Steve Bull						
1	12:42:46.868	1:16.918	+17.151	28.076	24.181	24.661	1	12:41:56.971	1:05.361	+4.880	23.487	19.245	22.629
2	12:43:48.283	1:01.415	+1.648	20.980	18.461	21.974	2	12:42:58.441	1:01.470	+0.989	20.920	18.461	22.089
3	12:44:48.566	1:00.283	+0.516	20.412	18.032	21.839	3	12:43:59.144	1:00.703	+0.222	20.705	18.113	21.885
4	12:45:48.419	59.853	+0.086	20.348	17.929	21.576	4	12:44:59.773	1:00.629	+0.148	20.520	18.231	21.878
5	12:46:48.186	59.767		20.254	17.916	21.597	5	12:46:00.746	1:00.973	+0.492	20.531	18.373	22.069
							6	12:47:01.227	1:00.481		20.444	18.087	21.950
							7	12:48:02.005	1:00.778	+0.297	20.583	18.114	22.081
(609) Kevin Ludi							(637) Max Hofer						
1	12:42:40.669	1:09.394	+9.626	24.098	22.430	22.866	1	12:42:25.832	1:06.414	+5.925	23.666	19.639	23.109
2	12:43:41.562	1:00.893	+1.125	20.847	18.168	21.878	2	12:43:27.569	1:01.737	+1.248	21.189	18.385	22.163
3	12:44:41.628	1:00.066	+0.298	20.432	17.955	21.679	3	12:44:28.262	1:00.693	+0.204	20.666	18.077	21.950
4	12:45:41.520	59.892	+0.124	20.349	17.954	21.589	4	12:45:28.751	1:00.489		20.682	17.956	21.851
5	12:46:41.288	59.768		20.297	17.891	21.580	5	12:46:29.381	1:00.630	+0.141	20.672	18.037	21.921
							6	12:47:30.585	1:01.204	+0.715	20.965	18.336	21.903
(619) Marcel Schirmer							(615) Maxi Fleischmann						
1	12:42:30.988	1:10.893	+11.052	26.764	20.598	23.531	1	12:42:32.090	1:11.277	+10.761	27.058	20.463	23.756
2	12:43:33.134	1:02.146	+2.305	21.389	18.632	22.125	2	12:43:34.070	1:01.980	+1.464	21.207	18.537	22.236
3	12:44:33.596	1:00.462	+0.621	20.620	18.127	21.715	3	12:44:35.307	1:01.237	+0.721	20.837	18.292	22.108
4	12:45:33.437	59.841		20.318	17.963	21.560	4	12:45:35.968	1:00.661	+0.145	20.573	18.155	21.933
5	12:46:33.982	1:00.545	+0.704	20.208	18.270	22.067	5	12:46:36.484	1:00.516		20.473	18.148	21.895
6	12:47:33.951	59.969	+0.128	20.364	17.952	21.653							
(669) Constantin Schoell							(625) Marc Berteaux (M)						
1	12:42:25.438	1:06.513	+6.558	23.974	19.710	22.829	1	12:41:56.111	1:08.809	+8.099	26.234	19.435	23.140
2	12:43:26.633	1:01.195	+1.240	20.970	18.245	21.980	2	12:42:57.782	1:01.671	+0.961	20.998	18.331	22.342
3	12:44:27.224	1:00.591	+0.636	20.477	18.226	21.888	3	12:43:58.749	1:00.967	+0.257	20.774	18.171	22.022
4	12:45:27.393	1:00.169	+0.214	20.351	18.088	21.730	4	12:44:59.548	1:00.799	+0.089	20.667	18.138	21.994
5	12:46:27.495	1:00.102	+0.147	20.349	17.999	21.754	5	12:46:00.957	1:01.409	+0.699	20.708	18.564	22.137
6	12:47:27.450	59.955		20.332	17.979	21.644	6	12:47:01.667	1:00.710		20.649	18.096	21.965
							7	12:48:02.530	1:00.863	+0.153	20.710	18.116	22.037
(639) Henrique Baptista							(629) Igor Mukhin (M)						
1	12:42:43.883	1:24.220	+24.168	33.602	26.874	23.744	1	12:41:59.676	1:12.765	+12.007	28.994	20.156	23.615
2	12:43:45.451	1:01.568	+1.516	21.004	18.395	22.169	2	12:43:02.003	1:02.327	+1.569	21.528	18.499	22.300
3	12:44:45.648	1:00.197	+0.145	20.427	17.999	21.771	3	12:44:03.586	1:01.583	+0.825	20.971	18.538	22.074
4	12:45:45.700	1:00.052		20.328	17.906	21.818	4	12:45:04.596	1:01.010	+0.252	20.600	18.297	22.113
5	12:46:46.119	1:00.419	+0.367	20.313	17.869	22.237	5	12:46:05.377	1:00.781	+0.023	20.617	18.256	21.908
6	12:47:46.299	1:00.180	+0.128	20.373	17.952	21.855	6	12:47:06.135	1:00.758		20.526	18.207	22.025
(605) Filippos Kalesis							(645) Uldis Timaks (M)						
1	12:44:23.885	1:04.586	+4.426	23.147	19.071	22.368	1	12:41:56.567	1:09.121	+8.292	26.361	19.672	23.088
2	12:45:24.610	1:00.725	+0.565	20.603	18.220	21.902	2	12:42:59.003	1:02.436	+1.607	21.072	18.953	22.411
3	12:46:24.916	1:00.306	+0.146	20.426	18.067	21.813	3	12:43:59.946	1:00.943	+0.114	20.715	18.270	21.958
4	12:47:25.076	1:00.160		20.339	17.974	21.847	4	12:45:00.797	1:00.851	+0.022	20.635	18.200	22.016
							5	12:46:01.626	1:00.829		20.624	18.247	21.958
							6	12:47:02.952	1:01.326	+0.497	21.044	18.239	22.043
							7	12:48:03.972	1:01.020	+0.191	20.735	18.234	22.051
(649) Martins Lapins													
1	12:42:26.044	1:06.254	+5.966	23.812	19.565	22.877							
2	12:43:27.725	1:01.681	+1.393	21.030	18.594	22.057							
3	12:44:28.872	1:01.147	+0.859	20.674	18.355	22.118							
4	12:45:29.160	1:00.288		20.492	18.055	21.741							
5	12:46:29.483	1:00.323	+0.035	20.387	18.097	21.839							
6	12:47:30.314	1:00.831	+0.543	20.810	18.120	21.901							

Timekeeping M. Wagner: Clerk of the course Thomas Lainer:

Steward Horst Seidel: Chief Scrutineer Paul Klaassen:





Rotax Euro Challenge Salbris/France

Rotax DD2

Salbris 1,477 Km

Free Practice 2 odd no.

03.04.2015 12:40

Practice (7:00 Time) started at 12:40:00

Lap	Time of Day	Lap Tm	Diff	S1 Tm	S2 Tm	S3 Tm	Lap	Time of Day	Lap Tm	Diff	S1 Tm	S2 Tm	S3 Tm
(653) Henrijs Grube													
1	12:41:52.811	1:08.693	+7.550	23.844	20.626	24.223							
2	12:42:55.508	1:02.697	+1.554	21.548	18.602	22.547							
3	12:43:56.786	1:01.278	+0.135	20.867	18.237	22.174							
4	12:44:57.929	1:01.143		20.824	18.231	22.088							
5	12:45:59.182	1:01.253	+0.110	20.854	18.238	22.161							
6	12:47:00.499	1:01.317	+0.174	20.763	18.370	22.184							
7	12:48:01.735	1:01.236	+0.093	20.870	18.254	22.112							
(699) Geza Fodor (M)													
1	12:42:27.371	1:06.888	+5.686	24.323	19.570	22.995							
2	12:43:29.756	1:02.385	+1.183	21.379	18.550	22.456							
3	12:44:31.272	1:01.516	+0.314	20.936	18.425	22.155							
4	12:45:32.474	1:01.202		20.820	18.208	22.174							
5	12:46:34.417	1:01.943	+0.741	20.960	18.870	22.113							
6	12:47:35.727	1:01.310	+0.108	20.791	18.267	22.252							
(655) Christophe Adams (M)													
1	12:41:58.775	1:10.009	+8.475	27.321	19.783	22.905							
2	12:43:03.672	1:04.897	+3.363	21.077	18.422	25.398							
3	12:44:05.981	1:02.309	+0.775	21.304	18.639	22.366							
4	12:45:07.718	1:01.737	+0.203	21.118	18.414	22.205							
5	12:46:09.252	1:01.534		20.871	18.397	22.266							
(643) Marcel Steinert													
1	12:42:00.159	1:09.150	+6.903	25.451	20.110	23.589							
2	12:43:03.933	1:03.774	+1.527	21.831	18.838	23.105							
3	12:44:06.593	1:02.660	+0.413	21.594	18.689	22.377							
4	12:45:08.840	1:02.247		21.599	18.361	22.287							
5	12:46:11.152	1:02.312	+0.065	21.662	18.346	22.304							
6	12:47:14.109	1:02.957	+0.710	21.726	18.645	22.586							



Rotax Euro Challenge Salbris/France

Rotax DD2

Salbris 1,477 Km

Free Practice 2 even no.

03.04.2015 12:50

Practice (7:00 Time) started at 12:50:02

Pos	No.	Name	Nat.	Chassis	Race Team	Laps	Best Tm	Diff	Gap	In Lap	km/h
1	628	Paolo DeConto	ITA	CRG	CRG S.P.A.	5	59.776			4	88,952
2	662	Rasmus Markkanen	FIN	Tonykart	VRT	6	59.900	0.124	0.124	4	88,768
3	606	Anthony Abbasse	FRA	Sodikart	Sodikart	6	59.904	0.128	0.004	6	88,762
4	648	Roope Markkanen	FIN	Tonykart	VRT	6	59.934	0.158	0.030	5	88,718
5	660	Barrie Pullinger	GBR	FA Kart	Dan Holland Racing	6	1:00.004	0.228	0.070	6	88,614
6	646	Alexis Coursault	FRA	Birelart	Sologne Sport Tech	6	1:00.326	0.550	0.322	5	88,141
7	644	Dimitris Vasileris	GRC	Tonykart	Prt Motorsport	6	1:00.335	0.559	0.009	6	88,128
8	618	Philipp Seewer	CHE	Kosmic	Spirit Racing	6	1:00.410	0.634	0.075	5	88,019
9	634	Oriol Dalmau	ESP	Tonykart	MDC Racing	5	1:00.489	0.713	0.079	5	87,904
10	656	Lorenzo van Riet	NLD	Formula K	Brand Racing	6	1:00.497	0.721	0.008	6	87,892
11	624	Haralds Garkaklis	LVA	Flandria Kart	Flandria Kart	7	1:00.534	0.758	0.037	4	87,838
12	658	Fabienne Lanz	ZAF	Formula K	Brand Racing	6	1:00.548	0.772	0.014	6	87,818
13	622	Marc Lupfer	DEU	Tonykart	Ratisbona Motorsport	6	1:00.591	0.815	0.043	4	87,756
14	640	Sascha Pio Haida	DEU	Birelart	JLC Racing Team	6	1:00.650	0.874	0.059	6	87,670
15	616	Luka Kamali	DEU	CRG	CRG S.P.A.	6	1:00.736	0.960	0.086	6	87,546
16	654	Alessio Curto	DEU	Praga	Mtec Praga Racing	6	1:01.231	1.455	0.495	6	86,838
17	642	Ernestis Veismanis	LVA	Tonykart	Jurmala/Papas Racing	6	1:01.390	1.614	0.159	4	86,613
18	652	Ilja Aloskins (M)	LVA	Sodikart	RB Sports	7	1:01.487	1.711	0.097	7	86,477



Rotax Euro Challenge Salbris/France

Rotax DD2

Salbris 1,477 Km

Free Practice 2 even no.

03.04.2015 12:50

Practice (7:00 Time) started at 12:50:02

Lap	Time of Day	Lap Tm	Diff	S1 Tm	S2 Tm	S3 Tm	Lap	Time of Day	Lap Tm	Diff	S1 Tm	S2 Tm	S3 Tm
(628) Paolo DeConto													
1	12:52:33.314	1:25.225	+25.449	36.158	25.319	23.748	2	12:53:23.551	1:01.452	+0.963	21.017	18.342	22.093
2	12:53:36.274	1:02.960	+3.184	22.101	18.638	22.221	3	12:54:24.138	1:00.587	+0.098	20.662	18.113	21.812
3	12:54:36.723	1:00.449	+0.673	20.585	18.087	21.777	4	12:55:24.959	1:00.821	+0.332	20.864	18.118	21.839
4	12:55:36.499	59.776		20.256	17.890	21.630	5	12:56:25.448	1:00.489		20.541	18.053	21.895
5	12:56:36.445	59.946	+0.170	20.139	18.096	21.711							
(662) Rasmus Markkanen													
1	12:52:42.021	1:03.850	+3.950	22.529	18.971	22.350							
2	12:53:43.183	1:01.162	+1.262	20.839	18.326	21.997							
3	12:54:43.258	1:00.075	+0.175	20.355	17.923	21.797							
4	12:55:43.158	59.900		20.216	17.944	21.740							
5	12:56:43.072	59.914	+0.014	20.310	17.921	21.683							
6	12:57:43.093	1:00.021	+0.121	20.302	17.936	21.783							
(606) Anthony Abbasse													
1	12:52:30.294	1:11.703	+11.799	27.039	21.164	23.500							
2	12:53:32.079	1:01.785	+1.881	21.263	18.422	22.100							
3	12:54:32.123	1:00.044	+0.140	20.443	17.919	21.682							
4	12:55:32.164	1:00.041	+0.137	20.267	18.108	21.666							
5	12:56:32.170	1:00.006	+0.102	20.258	18.022	21.726							
6	12:57:32.074	59.904		20.205	17.958	21.741							
(648) Roope Markkanen													
1	12:52:40.692	1:08.096	+8.162	25.889	19.559	22.648							
2	12:53:41.781	1:01.089	+1.155	20.739	18.231	22.119							
3	12:54:42.132	1:00.351	+0.417	20.439	18.044	21.868							
4	12:55:42.094	59.962	+0.028	20.278	17.978	21.706							
5	12:56:42.028	59.934		20.252	17.953	21.729							
6	12:57:42.063	1:00.035	+0.101	20.287	17.909	21.839							
(660) Barrie Pullinger													
1	12:52:21.345	1:12.580	+12.576	28.348	21.498	22.734							
2	12:53:22.457	1:01.112	+1.108	20.845	18.283	21.984							
3	12:54:22.809	1:00.352	+0.348	20.464	18.009	21.879							
4	12:55:22.959	1:00.150	+0.146	20.356	18.010	21.784							
5	12:56:23.123	1:00.164	+0.160	20.475	17.907	21.782							
6	12:57:23.127	1:00.004		20.272	17.968	21.764							
(646) Alexis Coursault													
1	12:52:33.690	1:14.603	+14.277	27.206	23.493	23.904							
2	12:53:36.776	1:03.086	+2.760	21.986	18.761	22.339							
3	12:54:38.001	1:01.225	+0.899	20.836	18.340	22.049							
4	12:55:38.516	1:00.515	+0.189	20.530	18.198	21.787							
5	12:56:38.842	1:00.326		20.377	18.046	21.903							
6	12:57:39.301	1:00.459	+0.133	20.516	18.105	21.838							
(644) Dimitris Vasileris													
1	12:52:04.604	1:05.151	+4.816	22.855	19.409	22.887							
2	12:53:06.097	1:01.493	+1.158	20.914	18.359	22.220							
3	12:54:06.973	1:00.876	+0.541	20.641	18.186	22.049							
4	12:55:07.374	1:00.401	+0.066	20.414	18.060	21.927							
5	12:56:07.806	1:00.432	+0.097	20.563	18.047	21.822							
6	12:57:08.141	1:00.335		20.473	17.987	21.875							
(618) Philipp Seewer													
1	12:52:21.943	1:11.293	+10.883	27.026	21.498	22.769							
2	12:53:23.407	1:01.464	+1.054	20.996	18.338	22.130							
3	12:54:23.947	1:00.540	+0.130	20.570	18.130	21.840							
4	12:55:24.688	1:00.741	+0.331	20.694	18.120	21.927							
5	12:56:25.098	1:00.410		20.571	17.936	21.903							
6	12:57:25.776	1:00.678	+0.268	20.454	18.142	22.082							
(634) Oriol Dalmau													
1	12:52:22.099	1:13.654	+13.165	28.401	22.541	22.712							
(656) Lorenzo van Riet													
1	12:52:27.940	1:09.100	+8.603	25.059	20.091	23.950							
2	12:53:30.261	1:02.321	+1.824	21.415	18.600	22.306							
3	12:54:31.195	1:00.934	+0.437	20.738	18.239	21.957							
4	12:55:31.809	1:00.614	+0.117	20.563	18.119	21.932							
5	12:56:32.596	1:00.787	+0.290	20.578	18.332	21.877							
6	12:57:33.093	1:00.497		20.487	18.121	21.889							
(624) Haralds Garkaklis													
1	12:51:43.243	1:03.059	+2.525	21.884	18.620	22.555							
2	12:52:44.502	1:01.259	+0.725	20.973	18.264	22.022							
3	12:53:45.372	1:00.870	+0.336	20.683	18.262	21.925							
4	12:54:45.906	1:00.534		20.564	18.073	21.897							
5	12:55:46.566	1:00.660	+0.126	20.654	18.161	21.845							
6	12:56:47.265	1:00.699	+0.165	20.619	18.121	21.959							
7	12:57:48.094	1:00.829	+0.295	20.710	18.075	22.044							
(658) Fabienne Lanz													
1	12:52:28.109	1:09.095	+8.547	25.443	19.681	23.971							
2	12:53:30.609	1:02.500	+1.952	21.416	18.835	22.249							
3	12:54:31.472	1:00.863	+0.315	20.765	18.233	21.865							
4	12:55:32.549	1:01.077	+0.529	20.676	18.514	21.887							
5	12:56:33.256	1:00.707	+0.159	20.770	18.095	21.842							
6	12:57:33.804	1:00.548		20.589	18.049	21.910							
(622) Marc Lupfer													
1	12:52:29.942	1:20.535	+19.944	30.601	23.864	26.070							
2	12:53:34.027	1:04.085	+3.494	22.390	18.946	22.749							
3	12:54:35.298	1:01.271	+0.680	20.970	18.333	21.968							
4	12:55:35.889	1:00.591		20.585	18.121	21.885							
5	12:56:36.960	1:01.071	+0.480	20.514	18.405	22.152							
6	12:57:37.879	1:00.919	+0.328	20.477	18.198	22.244							
(640) Sascha Pio Haida													
1	12:52:22.991	1:13.787	+13.137	29.843	21.140	22.804							
2	12:53:24.323	1:01.332	+0.682	20.946	18.322	22.064							
3	12:54:25.364	1:01.041	+0.391	20.712	18.193	22.136							
4	12:55:26.820	1:01.456	+0.806	20.987	18.291	22.178							
5	12:56:27.630	1:00.810	+0.160	20.638	18.179	21.993							
6	12:57:28.280	1:00.650		20.612	18.115	21.923							
(616) Luka Kamali													
1	12:52:20.046	1:10.132	+9.396	27.309	20.045	22.778							
2	12:53:22.080	1:02.034	+1.298	21.195	18.475	22.364							
3	12:54:23.705	1:01.625	+0.889	21.227	18.293	22.105							
4	12:55:25.574	1:01.869	+1.133	21.484	18.367	22.018							
5	12:56:26.459	1:00.885	+0.149	20.722	18.228	21.935							
6	12:57:27.195	1:00.736		20.652	18.144	21.940							
(654) Alessio Curto													
1	12:51:48.346	1:05.607	+4.376	22.804	19.192	23.611							
2	12:52:50.787	1:02.441	+1.210	21.206	18.657	22.578							
3	12:53:52.528	1:01.741	+0.510	20.904	18.525	22.312							
4	12:55:42.293	1:49.765	+48.534	20.664	18.162	1:10.939							
5	12:56:46.040	1:03.747	+2.516	23.143	18.487	22.117							
6	12:57:47.271	1:01.231		20.708	18.294	22.229							
(642) Ernests Veismanis													
1	12:51:47.968	1:05.123	+3.733	23.058	19.129	22.936							
2	12:52:50.220	1:02.252	+0.862	21.295	18.613	22.344							
3	12:53:51.923	1:01.703	+0.313	21.037	18.493	22.173							



Rotax Euro Challenge Salbris/France

Rotax DD2

Salbris 1,477 Km

Free Practice 2 even no.

03.04.2015 12:50

Practice (7:00 Time) started at 12:50:02

Lap	Time of Day	Lap Tm	Diff	S1 Tm	S2 Tm	S3 Tm	Lap	Time of Day	Lap Tm	Diff	S1 Tm	S2 Tm	S3 Tm
4	12:54:53.313	1:01.390		20.787	18.311	22.292							
5	12:55:57.358	1:04.045	+2.655	23.159	18.589	22.297							
6	12:56:59.082	1:01.724	+0.334	21.018	18.421	22.285							
<hr/>													
(652) Ilja Aloskins (M)													
1	12:51:49.018	1:05.884	+4.397	23.047	19.684	23.153							
2	12:52:51.384	1:02.366	+0.879	21.376	18.526	22.464							
3	12:53:53.369	1:01.985	+0.498	21.114	18.615	22.256							
4	12:54:55.187	1:01.818	+0.331	20.971	18.452	22.395							
5	12:55:56.731	1:01.544	+0.057	20.955	18.357	22.232							
6	12:56:58.413	1:01.682	+0.195	20.841	18.437	22.404							
7	12:57:59.900	1:01.487		20.823	18.362	22.302							

Timekeeping M. Wagner: Clerk of the course Thomas Lainer:

Steward Horst Seidel: Chief Scrutineer Paul Klaassen:





Rotax Euro Challenge Salbris/France

Rotax DD2

Salbris 1,477 Km

Qualifying Practice Group D1

03.04.2015 15:40

Qualifying (8:00 Time) started at 15:40:00

Pos	No.	Name	Nat.	Chassis	Race Team	Laps	Best Tm	Diff	Gap	In Lap	km/h
1	609	Kevin Ludi	CHE	Kosmic	Spirit Racing	5	59.470			4	89,410
2	647	Arnaud Kozlinski	FRA	Sodikart	Sodikart	7	59.511	0.041	0.041	6	89,348
3	619	Marcel Schirmer	DEU	Tonykart	RS Competition	6	59.672	0.202	0.161	5	89,107
4	639	Henrique Baptista	PRT	FA Kart	Dan Holland Racing	7	59.674	0.204	0.002	5	89,104
5	669	Constantin Schoell	AUT	Tonykart	Strawberry Racing	7	59.703	0.233	0.029	5	89,061
6	657	Mats van den Brand	NLD	DR	VPDR	6	59.761	0.291	0.058	5	88,974
7	605	Filippos Kalesis	GRC	Flandria Kart	Team Flandria Kart	7	59.825	0.355	0.064	6	88,879
8	618	Philipp Seewer	CHE	Kosmic	Spirit Racing	5	59.853	0.383	0.028	5	88,838
9	660	Barrie Pullinger	GBR	FA Kart	Dan Holland Racing	7	59.876	0.406	0.023	6	88,804
10	649	Martins Lapins	LVA	Flandria Kart	Team Flandria Kart	7	59.944	0.474	0.068	5	88,703
11	641	Tamsin Germain (M)	GBR	CRG	DG Racing	7	1:00.065	0.595	0.121	6	88,524
12	653	Henrijs Grube	LVA	Sodikart	RB Sports	7	1:00.140	0.670	0.075	6	88,414
13	637	Max Hofer	AUT	Ricciardo Kart	Speedworld	7	1:00.178	0.708	0.038	6	88,358
14	644	Dimitris Vasileris	GRC	Tonykart	Prt Motorsport	7	1:00.178	0.708		4	88,358
15	624	Haralds Garkaklis	LVA	Flandria Kart	Flandria Kart	6	1:00.230	0.760	0.052	5	88,282
16	658	Fabienne Lanz	ZAF	Formula K	Brand Racing	7	1:00.258	0.788	0.028	4	88,241
17	616	Luka Kamali	DEU	CRG	CRG S.P.A.	6	1:00.432	0.962	0.174	5	87,986
18	643	Marcel Steinert	DEU	Kosmic	Ratisbona Motorsport	7	1:01.894	2.424	1.462	5	85,908
19	654	Alessio Curto	DEU	Praga	Mtec Praga Racing	3	1:06.684	7.214	4.790	3	79,737

Not classified

DNS	627	Kawase Tomokazu (M)	JPN	TBA	Uniq Racing Team					0	-
-----	-----	---------------------	-----	-----	------------------	--	--	--	--	---	---

Announcements

These results are provisional until the conclusion of any judicial and technical matters!

Timekeeping M. Wagner:

Clerk of the course Thomas Lainer:

Steward Horst Seidel:

Chief Scrutineer Paul Klaassen:

Printed: 03.04.2015 15:50:03

posted at: h





Rotax Euro Challenge Salbris/France

Rotax DD2

Salbris 1,477 Km

Qualifying Practice Group D1

03.04.2015 15:40

Qualifying (8:00 Time) started at 15:40:00

Lap	Time of Day	Lap Tm	Diff	S1 Tm	S2 Tm	S3 Tm	Lap	Time of Day	Lap Tm	Diff	S1 Tm	S2 Tm	S3 Tm
(609) Kevin Ludi													
1	15:42:32.692	1:13.078	+13.608	28.758	21.458	22.862	1	15:42:34.605	1:16.963	+17.087	29.089	24.270	23.604
2	15:43:33.862	1:01.170	+1.700	21.150	18.211	21.809	2	15:43:36.340	1:01.735	+1.859	21.258	18.348	22.129
3	15:44:33.499	59.637	+0.167	20.357	17.815	21.465	3	15:44:36.660	1:00.320	+0.444	20.521	18.061	21.738
4	15:45:32.969	59.470		20.207	17.752	21.511	4	15:45:36.944	1:00.284	+0.408	20.354	18.248	21.682
5	15:46:32.892	59.923	+0.453	20.373	17.864	21.686	5	15:46:36.895	59.951	+0.075	20.371	17.922	21.658
(660) Barrie Pullinger													
6	15:47:19.646	59.923		20.215	17.830	21.536	6	15:47:36.771	59.876		20.305	17.937	21.634
7	15:48:20.339	1:00.693	+1.182	20.355	18.490	21.848	7	15:48:36.806	1:00.035	+0.159	20.401	17.903	21.731
(647) Arnaud Kozlinski													
1	15:42:19.088	1:10.801	+11.290	27.089	20.134	23.578	(649) Martins Lapins						
2	15:43:20.769	1:01.681	+2.170	21.101	18.563	22.017	1	15:42:21.673	1:09.802	+9.858	26.175	19.965	23.662
3	15:44:20.840	1:00.071	+0.560	20.491	17.940	21.640	2	15:43:24.893	1:03.220	+3.276	22.546	18.661	22.013
4	15:45:20.470	59.630	+0.119	20.251	17.851	21.528	3	15:44:25.168	1:00.275	+0.331	20.524	18.022	21.729
5	15:46:20.135	59.665	+0.154	20.239	17.868	21.558	4	15:45:25.334	1:00.166	+0.222	20.471	17.927	21.768
6	15:47:19.646	59.511		20.145	17.830	21.536	5	15:46:25.278	59.944		20.470	17.885	21.589
7	15:48:20.339	1:00.693	+1.182	20.355	18.490	21.848	6	15:47:25.305	1:00.027	+0.083	20.402	17.863	21.762
(619) Marcel Schirmer													
1	15:42:25.466	1:11.814	+12.142	27.834	20.433	23.547	7	15:48:25.679	1:00.374	+0.430	20.492	18.026	21.856
2	15:43:28.120	1:02.654	+2.982	21.720	18.625	22.309	(641) Tamsin Germain (M)						
3	15:44:28.474	1:00.354	+0.682	20.594	18.060	21.700	1	15:42:24.502	1:11.488	+11.423	27.829	20.319	23.340
4	15:45:28.268	59.794	+0.122	20.296	17.972	21.526	2	15:43:26.479	1:01.977	+1.912	21.243	18.443	22.291
5	15:46:27.940	59.672		20.219	17.992	21.461	3	15:44:27.256	1:00.777	+0.712	20.713	18.126	21.938
6	15:47:27.765	59.825	+0.153	20.207	18.048	21.570	4	15:45:27.481	1:00.225	+0.160	20.374	18.080	21.771
(639) Henrique Baptista													
1	15:42:34.801	1:18.131	+18.457	29.765	24.812	23.554	5	15:46:27.583	1:00.102	+0.037	20.359	18.017	21.726
2	15:43:36.806	1:02.005	+2.331	21.522	18.392	22.091	6	15:47:27.648	1:00.065		20.342	17.931	21.792
3	15:44:36.832	1:00.026	+0.352	20.401	17.975	21.650	7	15:48:28.783	1:01.135	+1.070	21.013	18.133	21.989
4	15:45:36.670	59.838	+0.164	20.252	17.920	21.666	(653) Henrijs Grube						
5	15:46:36.344	59.674		20.239	17.834	21.601	1	15:42:18.782	1:09.707	+9.567	26.450	20.298	22.959
6	15:47:36.134	59.790	+0.116	20.330	17.869	21.591	2	15:43:20.595	1:01.813	+1.673	21.182	18.559	22.072
7	15:48:36.257	1:00.123	+0.449	20.440	17.890	21.793	3	15:44:21.365	1:00.770	+0.630	20.899	18.141	21.730
(669) Constantin Schoell													
1	15:42:22.397	1:10.234	+10.531	26.772	20.072	23.390	4	15:45:27.526	1:00.161	+0.021	20.524	17.965	21.672
2	15:43:24.320	1:01.923	+2.220	21.540	18.399	21.984	5	15:46:22.142	1:00.616	+0.476	20.886	18.044	21.686
3	15:44:24.351	1:00.031	+0.328	20.460	17.956	21.615	6	15:47:22.282	1:00.140		20.532	17.932	21.676
4	15:45:24.458	1:00.107	+0.404	20.449	17.894	21.764	7	15:48:22.961	1:00.679	+0.539	20.554	18.159	21.966
5	15:46:24.161	59.703		20.254	17.849	21.600	(637) Max Hofer						
6	15:47:23.956	59.795	+0.092	20.260	17.899	21.636	1	15:42:19.326	1:09.545	+9.367	25.960	20.194	23.391
7	15:48:23.929	59.973	+0.270	20.376	17.883	21.714	2	15:43:21.283	1:01.957	+1.779	21.459	18.385	22.113
(657) Mats van den Brand													
1	15:42:51.155	1:11.444	+11.683	27.309	20.261	23.874	3	15:44:21.979	1:00.696	+0.518	20.774	18.065	21.857
2	15:43:52.918	1:01.763	+2.002	21.191	18.465	22.107	4	15:45:22.230	1:00.251	+0.073	20.513	17.921	21.817
3	15:44:53.109	1:00.191	+0.430	20.462	18.042	21.687	5	15:46:22.560	1:00.330	+0.152	20.627	18.003	21.700
4	15:45:53.037	59.928	+0.167	20.333	17.945	21.650	6	15:47:22.738	1:00.178		20.495	17.915	21.768
5	15:46:52.798	59.761		20.262	17.891	21.608	7	15:48:23.311	1:00.573	+0.395	20.706	17.970	21.897
6	15:47:52.686	59.888	+0.127	20.387	17.937	21.564	(644) Dimitris Vasilieris						
(605) Filippos Kalesis													
1	15:42:36.094	1:18.771	+18.946	30.710	24.289	23.772	1	15:42:23.539	1:12.474	+12.296	25.956	23.084	23.434
2	15:43:37.270	1:01.176	+1.351	21.031	18.324	21.821	2	15:43:31.435	1:07.896	+7.718	21.259	18.346	28.291
3	15:44:37.165	59.895	+0.070	20.287	17.971	21.637	3	15:44:32.690	1:01.255	+1.077	21.058	18.237	21.960
4	15:45:37.101	59.936	+0.111	20.292	17.984	21.660	4	15:45:32.868	1:00.178		20.451	17.985	21.742
5	15:46:37.538	1:00.437	+0.612	20.800	17.973	21.664	5	15:46:33.348	1:00.480	+0.302	20.588	18.059	21.833
6	15:47:37.363	59.825		20.289	17.900	21.636	6	15:47:33.807	1:00.459	+0.281	20.655	17.981	21.823
7	15:48:37.416	1:00.053	+0.228	20.336	17.983	21.734	7	15:48:34.308	1:00.501	+0.323	20.518	18.013	21.970
(618) Philipp Seewer													
1	15:42:33.005	1:13.203	+13.350	28.711	21.523	22.969	(624) Haralds Garkaklis						
2	15:43:34.555	1:01.550	+1.697	21.304	18.248	21.998	1	15:42:46.376	1:17.434	+17.204	32.828	21.244	23.362
3	15:44:34.729	1:00.174	+0.321	20.614	17.944	21.616	2	15:43:53.634	1:07.258	+7.028	21.283	18.582	27.393
4	15:45:34.627	59.898	+0.045	20.352	17.875	21.671	3	15:44:54.481	1:00.847	+0.617	20.887	18.138	21.822
5	15:46:34.480	59.853		20.309	17.846	21.698	4	15:45:54.759	1:00.278	+0.048	20.517	18.019	21.742
							5	15:46:54.989	1:00.230		20.502	17.975	21.753
							6	15:47:55.512	1:00.523	+0.293	20.687	18.031	21.805
(658) Fabienne Lanz													
1	15:42:26.572	1:14.747	+14.489	29.480	21.185	24.082	(624) Haralds Garkaklis						
2	15:43:29.580	1:03.008	+2.750	21.821	18.799	22.388	1	15:42:46.376	1:17.434	+17.204	32.828	21.244	23.362

Timekeeping M. Wagner:

Clerk of the course Thomas Lainer:

Steward Horst Seidel:

Chief Scrutineer Paul Klaassen:



Rotax Euro Challenge Salbris/France

Rotax DD2

Salbris 1,477 Km

Qualifying Practice Group D1

03.04.2015 15:40

Qualifying (8:00 Time) started at 15:40:00

Lap	Time of Day	Lap Tm	Diff	S1 Tm	S2 Tm	S3 Tm	Lap	Time of Day	Lap Tm	Diff	S1 Tm	S2 Tm	S3 Tm
3	15:44:30.808	1:01.228	+0.970	20.971	18.420	21.837							
4	15:45:31.066	1:00.258		20.461	18.043	21.754							
5	15:46:31.439	1:00.373	+0.115	20.448	18.138	21.787							
6	15:47:34.453	1:03.014	+2.756	23.117	18.235	21.662							
7	15:48:34.759	1:00.306	+0.048	20.560	17.998	21.748							

(616) Luka Kamali

1	15:43:10.041	1:59.338	+58.906	26.791	20.020	1:12.527
2	15:44:23.880	1:13.839	+13.407	26.743	23.843	23.253
3	15:45:26.010	1:02.130	+1.698	20.959	18.467	22.704
4	15:46:26.541	1:00.531	+0.099	20.608	18.091	21.832
5	15:47:26.973	1:00.432		20.457	18.032	21.943
6	15:48:27.626	1:00.653	+0.221	20.623	18.071	21.959

(643) Marcel Steinert

1	15:42:36.760	1:17.720	+15.826	30.031	23.043	24.646
2	15:43:41.857	1:05.097	+3.203	22.557	19.514	23.026
3	15:44:45.307	1:03.450	+1.556	21.829	19.077	22.544
4	15:45:47.588	1:02.281	+0.387	21.574	18.415	22.292
5	15:46:49.482	1:01.894		21.338	18.367	22.189
6	15:47:52.194	1:02.712	+0.818	21.519	18.743	22.450
7	15:48:54.743	1:02.549	+0.655	21.624	18.482	22.443

(654) Alessio Curto

1	15:42:35.608	1:17.195	+10.511	29.681	22.582	24.932
2	15:43:43.475	1:07.867	+1.183	22.741	20.950	24.176
3	15:44:50.159	1:06.684		22.735	19.746	24.203



Rotax Euro Challenge Salbris/France

Rotax DD2

Salbris 1,477 Km

Qualifying Practice Group D2

-NEW-

03.04.2015 16:00

Qualifying (8:00 Time) started at 16:00:02

Pos	No.	Name	Nat.	Chassis	Race Team	Laps	Best Tm	Diff	Gap	In Lap	km/h
1	613	Ferenc Kancsar	HUN	BirelART	BirelART/KMS	6	59.689			5	89,082
2	628	Paolo DeConto	ITA	CRG	CRG S.P.A.	6	59.773	0.084	0.084	6	88,957
3	648	Roope Markkanen	FIN	Tonykart	VRT	7	59.775	0.086	0.002	7	88,954
4	606	Anthony Abbasse	FRA	Sodikart	Sodikart	7	59.885	0.196	0.110	6	88,790
5	662	Rasmus Markkanen	FIN	Tonykart	VRT	7	59.892	0.203	0.007	6	88,780
6	646	Alexis Coursault	FRA	Birelart	Sologne Sport Tech	7	1:00.012	0.323	0.120	7	88,602
7	622	Marc Lupfer	DEU	Tonykart	Ratisbona Motorsport	7	1:00.222	0.533	0.210	7	88,293
8	634	Oriol Dalmau	ESP	Tonykart	MDC Racing	7	1:00.365	0.676	0.143	7	88,084
9	640	Sascha Pio Haida	DEU	Birelart	JLC Racing Team	6	1:00.490	0.801	0.125	6	87,902
10	629	Igor Mukhin (M)	RUS	CRG	CRG S.P.A.	7	1:00.501	0.812	0.011	7	87,886
11	642	Ernests Veismanis	LVA	Tonykart	Jurmala/Papas Racing	7	1:00.532	0.843	0.031	6	87,841
12	625	Marc Berteaux (M)	FRA	Birel Art	Sologne Sport Tech	7	1:00.602	0.913	0.070	7	87,740
13	615	Maxi Fleischmann	DEU	Praga	Rotax Praga Racing Team	7	1:00.604	0.915	0.002	7	87,737
14	656	Lorenzo van Riet	NLD	Formula K	Brand Racing	7	1:00.660	0.971	0.056	5	87,656
15	651	Steve Bull	GBR	Tonykart	Screenvyn	8	1:00.715	1.026	0.055	7	87,576
16	655	Christophe Adams (M)	FRA	BirelArt	BirelART/KMS	7	1:00.797	1.108	0.082	7	87,458
17	645	Uldis Timaks (M)	LVA	Tonykart	Uldis Timaks	7	1:00.895	1.206	0.098	6	87,318
18	652	Ilja Aloskins (M)	LVA	Sodikart	RB Sports	8	1:01.257	1.568	0.362	8	86,802
19	650	Ronald Billings (M)	GBR	Tonykart	Screenvyn	8	1:01.845	2.156	0.588	7	85,976

Not classified

EXC	699	Geza Fodor (M)	HUN	Ricciardo Kart	Ricciardo/KMS	7	1:01.362			7	86,653
-----	-----	----------------	-----	----------------	---------------	---	----------	--	--	---	--------

Announcements

These results are provisional until the conclusion of any judicial and technical matters!
 No 699 excluded from Qualifying Practice / under the weight

Timekeeping M. Wagner:  Clerk of the course Thomas Lainer:

Steward Horst Seidel: Chief Scrutineer Paul Klaassen:

Printed: 03.04.2015 17:05:13 posted at: h





Rotax Euro Challenge Salbris/France

Rotax DD2

Salbris 1,477 Km

Qualifying Practice Group D2

03.04.2015 16:00

Qualifying (8:00 Time) started at 16:00:02

Lap	Time of Day	Lap Tm	Diff	S1 Tm	S2 Tm	S3 Tm	Lap	Time of Day	Lap Tm	Diff	S1 Tm	S2 Tm	S3 Tm
(613) Ferenc Kancsar													
1	16:03:05.924	1:29.941	+30.252	37.182	28.858	23.901	4	16:05:50.857	1:00.558	+0.193	20.533	18.133	21.892
2	16:04:12.646	1:06.722	+7.033	22.750	21.692	22.280	5	16:06:54.501	1:03.644	+3.279	23.758	18.079	21.807
3	16:05:12.635	59.989	+0.300	20.348	17.982	21.659	6	16:07:54.938	1:00.437	+0.072	20.483	18.021	21.933
4	16:06:12.394	59.759	+0.070	20.321	17.859	21.579	7	16:08:55.303	1:00.365		20.539	18.049	21.777
5	16:07:12.083	59.689		20.242	17.843	21.604	(640) Sascha Pio Haida						
6	16:08:11.782	59.699	+0.010	20.293	17.863	21.543	1	16:03:06.880	1:30.429	+29.939	38.045	28.452	23.932
(628) Paolo DeConto													
1	16:03:03.516	1:29.854	+30.081	37.461	27.668	24.725	2	16:04:13.948	1:07.068	+6.578	22.471	22.031	22.566
2	16:04:10.729	1:07.213	+7.440	23.372	21.412	22.429	3	16:05:15.581	1:01.633	+1.143	21.047	18.472	22.114
3	16:05:11.329	1:00.600	+0.827	20.640	18.149	21.811	4	16:06:16.423	1:00.842	+0.352	20.608	18.241	21.993
4	16:06:11.136	59.807	+0.034	20.317	17.882	21.608	5	16:07:17.217	1:00.794	+0.304	20.681	18.088	22.025
5	16:07:10.969	59.833	+0.060	20.258	17.874	21.701	6	16:08:17.707	1:00.490		20.591	18.070	21.829
6	16:08:10.742	59.773		20.286	17.877	21.610	(629) Igor Mukhin (M)						
(648) Roope Markkanen													
1	16:02:18.530	1:09.042	+9.267	26.120	20.197	22.725	1	16:02:35.613	1:15.989	+15.488	28.197	20.987	26.805
2	16:03:19.998	1:01.468	+1.693	20.980	18.380	22.108	2	16:03:41.600	1:05.987	+5.486	22.150	20.703	23.134
3	16:04:20.599	1:00.601	+0.826	20.590	18.068	21.943	3	16:04:46.889	1:05.289	+4.788	23.360	19.428	22.501
4	16:05:21.801	1:01.202	+1.427	21.310	18.081	21.811	4	16:05:49.077	1:02.188	+1.687	21.702	18.355	22.131
5	16:06:21.753	59.952	+0.177	20.272	18.005	21.675	5	16:06:50.369	1:01.292	+0.791	21.203	18.143	21.946
6	16:07:21.555	59.802	+0.027	20.262	17.940	21.600	6	16:07:50.875	1:00.506	+0.005	20.587	18.092	21.827
7	16:08:21.330	59.775		20.284	17.896	21.595	7	16:08:51.376	1:00.501		20.600	18.099	21.802
(606) Anthony Abbasse													
1	16:02:40.769	1:12.448	+12.563	29.451	19.918	23.079	(642) Ernests Veismanis						
2	16:03:42.711	1:01.942	+2.057	21.028	18.837	22.077	1	16:02:33.598	1:20.888	+20.356	32.403	21.836	26.649
3	16:04:43.507	1:00.796	+0.911	20.737	18.125	21.934	2	16:03:44.271	1:10.673	+10.141	24.111	23.324	23.238
4	16:05:43.798	1:00.291	+0.406	20.438	18.041	21.812	3	16:04:47.245	1:02.974	+2.442	21.853	18.801	22.320
5	16:06:43.831	1:00.033	+0.148	20.334	17.929	21.770	4	16:05:49.238	1:01.993	+1.461	21.627	18.278	22.088
6	16:07:43.716	59.885		20.320	17.902	21.663	5	16:06:50.022	1:00.784	+0.252	20.701	18.203	21.880
7	16:08:43.624	59.908	+0.023	20.302	17.914	21.692	6	16:07:50.554	1:00.532		20.656	18.064	21.812
(662) Rasmus Markkanen													
1	16:02:18.801	1:08.651	+8.759	25.661	20.166	22.824	7	16:08:51.127	1:00.573	+0.041	20.636	18.153	21.784
2	16:03:20.251	1:01.450	+1.558	20.981	18.481	21.988	(625) Marc Berteaux (M)						
3	16:04:20.681	1:00.430	+0.538	20.431	18.154	21.845	1	16:02:38.244	1:21.272	+20.670	28.418	22.721	30.133
4	16:05:20.631	59.950	+0.058	20.375	17.910	21.665	2	16:03:45.570	1:07.326	+6.724	22.832	20.961	23.533
5	16:06:20.605	59.974	+0.082	20.318	17.986	21.670	3	16:04:47.406	1:01.836	+1.234	21.165	18.473	22.198
6	16:07:20.497	59.892		20.238	17.926	21.728	4	16:05:48.867	1:01.461	+0.859	20.990	18.423	22.048
7	16:08:20.469	59.972	+0.080	20.295	17.948	21.729	5	16:06:49.629	1:00.762	+0.160	20.658	18.159	21.945
(646) Alexis Coursault													
1	16:02:37.963	1:21.962	+21.950	28.991	22.798	30.173	6	16:07:50.253	1:00.624	+0.022	20.714	18.076	21.834
2	16:03:44.551	1:06.588	+6.576	22.571	21.118	22.899	7	16:08:51.127	1:00.573		20.624	18.074	21.904
3	16:04:46.439	1:01.888	+1.876	21.247	18.437	22.204	(615) Maxi Fleischmann						
4	16:05:46.917	1:00.478	+0.466	20.488	18.216	21.774	1	16:02:41.047	1:16.640	+16.036	31.394	20.979	24.267
5	16:06:47.113	1:00.196	+0.184	20.465	17.916	21.815	2	16:03:44.284	1:03.237	+2.633	21.874	18.762	22.601
6	16:07:47.134	1:00.021	+0.009	20.427	17.907	21.687	3	16:04:46.115	1:01.831	+1.227	20.972	18.619	22.240
7	16:08:47.146	1:00.012		20.282	17.946	21.784	4	16:05:47.389	1:01.274	+0.670	20.750	18.536	21.988
(622) Marc Lupfer													
1	16:02:40.899	1:21.642	+21.420	33.550	23.020	25.072	5	16:06:48.041	1:00.652	+0.048	20.581	18.102	21.969
2	16:03:45.347	1:04.448	+4.226	22.481	18.938	23.029	6	16:07:48.893	1:00.852	+0.248	20.841	18.141	21.870
3	16:04:47.029	1:01.682	+1.460	20.974	18.472	22.236	7	16:08:49.497	1:00.604		20.563	18.129	21.912
4	16:05:48.614	1:01.585	+1.363	21.107	18.443	22.035	(656) Lorenzo van Riet						
5	16:06:49.030	1:00.416	+0.194	20.496	18.060	21.860	1	16:02:44.936	1:13.865	+13.205	29.128	21.291	23.446
6	16:07:49.470	1:00.440	+0.218	20.564	18.107	21.769	2	16:03:48.458	1:03.522	+2.862	21.484	18.859	23.179
7	16:08:49.692	1:00.222		20.360	18.141	21.721	3	16:04:49.885	1:01.427	+0.767	20.875	18.314	22.238
(634) Oriol Dalmau													
1	16:02:41.138	1:10.551	+10.186	27.635	19.863	23.053	4	16:05:50.731	1:00.846	+0.186	20.697	18.226	21.923
2	16:03:49.493	1:08.355	+7.990	25.717	18.934	23.704	5	16:06:51.391	1:00.660		20.575	18.116	21.969
3	16:04:50.299	1:00.806	+0.441	20.717	18.128	21.961	6	16:07:52.089	1:00.698	+0.038	20.613	18.106	21.979
(651) Steve Bull													
1	16:01:27.734	1:11.801	+11.086	28.062	20.412	23.327	7	16:08:53.040	1:00.951	+0.291	20.695	18.163	22.093
2	16:02:32.850	1:05.116	+4.401	21.979	19.036	24.101	(651) Steve Bull						
3	16:03:34.689	1:01.839	+1.124	21.239	18.436	22.164	1	16:01:27.734	1:11.801	+11.086	28.062	20.412	23.327
4	16:04:35.522	1:00.833	+0.118	20.623	18.128	22.082	2	16:02:32.850	1:05.116	+4.401	21.979	19.036	24.101
5	16:05:36.470	1:00.948	+0.233	20.663	18.159	22.126	3	16:03:34.689	1:01.839	+1.124	21.239	18.436	22.164
6	16:06:37.935	1:01.465	+0.750	20.642	18.218	22.605	4	16:04:35.522	1:00.833	+0.118	20.623	18.128	22.082
7	16:07:38.650	1:00.715		20.613	18.127	21.975	5	16:05:36.470	1:00.948	+0.233	20.663	18.159	22.126



Rotax Euro Challenge Salbris/France

Rotax DD2 Salbris 1,477 Km

Qualifying Practice Group D2 03.04.2015 16:00

Qualifying (8:00 Time) started at 16:00:02

Lap	Time of Day	Lap Tm	Diff	S1 Tm	S2 Tm	S3 Tm	Lap	Time of Day	Lap Tm	Diff	S1 Tm	S2 Tm	S3 Tm
-----	-------------	--------	------	-------	-------	-------	-----	-------------	--------	------	-------	-------	-------

(655) Christophe Adams (M)

1	16:02:33.230	1:23.868	+23.071	30.059	22.216	31.593
2	16:03:42.309	1:09.079	+8.282	22.832	23.158	23.089
3	16:04:50.578	1:08.269	+7.472	21.872	18.706	27.691
4	16:05:52.586	1:02.008	+1.211	21.336	18.483	22.189
5	16:06:53.887	1:01.301	+0.504	20.816	18.328	22.157
6	16:07:55.197	1:01.310	+0.513	20.711	18.219	22.380
7	16:08:55.994	1:00.797		20.706	18.168	21.923

(645) Uldis Timaks (M)

1	16:02:38.445	1:21.015	+20.120	28.176	22.782	30.057
2	16:03:45.756	1:07.311	+6.416	23.075	20.748	23.488
3	16:04:47.863	1:02.107	+1.212	21.250	18.513	22.344
4	16:05:49.469	1:01.606	+0.711	21.083	18.447	22.076
5	16:06:50.978	1:01.509	+0.614	20.861	18.558	22.090
6	16:07:51.873	1:00.895		20.730	18.243	21.922
7	16:08:53.573	1:01.700	+0.805	20.991	18.720	21.989

(652) Ilja Aloskins (M)

1	16:01:37.918	1:11.681	+10.424	28.018	20.301	23.362
2	16:02:41.693	1:03.775	+2.518	22.278	18.982	22.515
3	16:03:45.964	1:04.271	+3.014	22.113	18.821	23.337
4	16:04:48.248	1:02.284	+1.027	21.138	18.627	22.519
5	16:05:49.915	1:01.667	+0.410	20.981	18.384	22.302
6	16:06:51.295	1:01.380	+0.123	20.740	18.405	22.235
7	16:07:52.591	1:01.296	+0.039	20.979	18.280	22.037
8	16:08:53.848	1:01.257		20.691	18.489	22.077

(699) Geza Fodor (M)

1	16:02:38.722	1:18.667	+17.305	29.727	20.907	28.033
2	16:03:46.382	1:07.660	+6.298	24.820	19.969	22.871
3	16:04:48.821	1:02.439	+1.077	21.419	18.618	22.402
4	16:05:50.534	1:01.713	+0.351	20.970	18.473	22.270
5	16:06:55.641	1:05.107	+3.745	21.974	20.621	22.512
6	16:07:57.249	1:01.608	+0.246	21.023	18.467	22.118
7	16:08:58.611	1:01.362		20.900	18.378	22.084

(650) Ronald Billings (M)

1	16:01:43.532	1:15.536	+13.691	29.610	21.301	24.625
2	16:02:49.258	1:05.726	+3.881	23.232	19.345	23.149
3	16:03:52.315	1:03.057	+1.212	21.180	18.860	23.017
4	16:04:54.386	1:02.071	+0.226	21.013	18.527	22.531
5	16:05:56.457	1:02.071	+0.226	21.088	18.543	22.440
6	16:06:59.531	1:03.074	+1.229	21.086	19.049	22.939
7	16:08:01.376	1:01.845		20.846	18.504	22.495
8	16:09:04.398	1:03.022	+1.177	21.297	18.708	23.017

Timekeeping M. Wagner: Clerk of the course Thomas Lainer:

Steward Horst Seidel: Chief Scrutineer Paul Klaassen:





Rotax Euro Challenge Salbris/France

Rotax DD2

Salbris 1,477 Km

Total result Qualifying Group D1 / D2

Pos	No.	Name	Nat.	Chassis	Race Team	Total Best Tm	Diff	QD1 Best Tm	QD2 Best Tm
1	609	Kevin Ludi	CHE	Kosmic	Spirit Racing	59.470		59.470	
2	647	Arnaud Kozlinski	FRA	Sodikart	Sodikart	59.511	0.041	59.511	
3	619	Marcel Schirmer	DEU	Tonykart	RS Competition	59.672	0.202	59.672	
4	639	Henrique Baptista	PRT	FA Kart	Dan Holland Racing	59.674	0.204	59.674	
5	613	Ferenc Kancsar	HUN	BirelART	BirelART/KMS	59.689	0.219		59.689
6	669	Constantin Schoell	AUT	Tonykart	Strawberry Racing	59.703	0.233	59.703	
7	657	Mats van den Brand	NLD	DR	VPDR	59.761	0.291	59.761	
8	628	Paolo DeConto	ITA	CRG	CRG S.P.A.	59.773	0.303		59.773
9	648	Roope Markkanen	FIN	Tonykart	VRT	59.775	0.305		59.775
10	605	Filippos Kalesis	GRC	Flandria Kart	Team Flandria Kart	59.825	0.355	59.825	
11	618	Philipp Seewer	CHE	Kosmic	Spirit Racing	59.853	0.383	59.853	
12	660	Barrie Pullinger	GBR	FA Kart	Dan Holland Racing	59.876	0.406	59.876	
13	606	Anthony Abbasse	FRA	Sodikart	Sodikart	59.885	0.415		59.885
14	662	Rasmus Markkanen	FIN	Tonykart	VRT	59.892	0.422		59.892
15	649	Martins Lapins	LVA	Flandria Kart	Team Flandria Kart	59.944	0.474	59.944	
16	646	Alexis Coursault	FRA	Birelart	Sologne Sport Tech	1:00.012	0.542		1:00.012
17	641	Tamsin Germain (M)	GBR	CRG	DG Racing	1:00.065	0.595	1:00.065	
18	653	Henrijs Grube	LVA	Sodikart	RB Sports	1:00.140	0.670	1:00.140	
19	637	Max Hofer	AUT	Ricciardo Kart	Speedworld	1:00.178	0.708	1:00.178	
20	644	Dimitris Vasileris	GRC	Tonykart	Prt Motorsport	1:00.178	0.708	1:00.178	
21	622	Marc Lupfer	DEU	Tonykart	Ratisbona Motorsport	1:00.222	0.752		1:00.222
22	624	Haralds Garkaklis	LVA	Flandria Kart	Flandria Kart	1:00.230	0.760	1:00.230	
23	658	Fabienne Lanz	ZAF	Formula K	Brand Racing	1:00.258	0.788	1:00.258	
24	634	Oriol Dalmau	ESP	Tonykart	MDC Racing	1:00.365	0.895		1:00.365
25	616	Luka Kamali	DEU	CRG	CRG S.P.A.	1:00.432	0.962	1:00.432	
26	640	Sascha Pio Haida	DEU	Birelart	JLC Racing Team	1:00.490	1.020		1:00.490
27	629	Igor Mukhin (M)	RUS	CRG	CRG S.P.A.	1:00.501	1.031		1:00.501
28	642	Ernests Veismanis	LVA	Tonykart	Jurmala/Papas Racing	1:00.532	1.062		1:00.532
29	625	Marc Berteaux (M)	FRA	Birel Art	Sologne Sport Tech	1:00.602	1.132		1:00.602
30	615	Maxi Fleischmann	DEU	Praga	Rotax Praga Racing Team	1:00.604	1.134		1:00.604
31	656	Lorenzo van Riet	NLD	Formula K	Brand Racing	1:00.660	1.190		1:00.660
32	651	Steve Bull	GBR	Tonykart	Screenvyn	1:00.715	1.245		1:00.715
33	655	Christophe Adams (M)	FRA	BirelArt	BirelART/KMS	1:00.797	1.327		1:00.797
34	645	Uldis Timaks (M)	LVA	Tonykart	Uldis Timaks	1:00.895	1.425		1:00.895
35	652	Ilja Aloskins (M)	LVA	Sodikart	RB Sports	1:01.257	1.787		1:01.257
36	650	Ronald Billings (M)	GBR	Tonykart	Screenvyn	1:01.845	2.375		1:01.845
37	643	Marcel Steinert	DEU	Kosmic	Ratisbona Motorsport	1:01.894	2.424	1:01.894	
38	654	Alessio Curto	DEU	Praga	Mtec Praga Racing	1:06.684	7.214	1:06.684	
DNS	627	Kawase Tomokazu (M)	JPN	TBA	Uniq Racing Team				
EXC	699	Geza Fodor (M)	HUN	Ricciardo Kart	Ricciardo/KMS				

Announcements

These results are provisional until the conclusion of any judicial and technical matters!
 No 699 excluded from Qualifying Practice / under the weight

Heat organization Rotax Euro Challenge Salbris / France DD2 Group A

Group	Pos	No.	Firstname	Lastname	Class	Overall BestTm
Group A	1	609	Kevin	Ludi	DD2	59.470
Group A	5	613	Ferenc	Kancsar	DD2	59.689
Group A	9	648	Roope	Markkanen	DD2	59.775
Group A	13	606	Anthony	Abbasse	DD2	59.885
Group A	17	641	Tamsin	Germain (M)	DD2	1:00.065
Group A	21	622	Marc	Lupfer	DD2	1:00.222
Group A	25	616	Luka	Kamali	DD2	1:00.432
Group A	29	625	Marc	Berteaux (M)	DD2	1:00.602
Group A	33	655	Christophe	Adams (M)	DD2	1:00.797
Group A	37	643	Marcel	Steinert	DD2	1:01.894



Clerk of the course Thomas Lainer:

Stewards (Chairman) Horst Seidel:

Scrutineer Paul Klaassen:

Timekeeping M. Wagner:

Printed: 03.04.2015 17:18

Posted at: h

**Heat organization
Rotax Euro Challenge
Salbris / France
DD2 Group B**

Group	Pos	No.	Firstname	Lastname	Class	Overall BestTm
Group B	2	647	Arnaud	Kozlinski	DD2	59.511
Group B	6	669	Constantin	Schoell	DD2	59.703
Group B	10	605	Filippos	Kalesis	DD2	59.825
Group B	14	662	Rasmus	Markkanen	DD2	59.892
Group B	18	653	Henrijs	Grube	DD2	1:00.140
Group B	22	624	Haralds	Garkaklis	DD2	1:00.230
Group B	26	640	Sascha Pio	Haida	DD2	1:00.490
Group B	30	615	Maxi	Fleischmann	DD2	1:00.604
Group B	34	645	Uldis	Timaks (M)	DD2	1:00.895
Group B	38	654	Alessio	Curto	DD2	1:06.684



Clerk of the course Thomas Lainer:

Stewards (Chairman) Horst Seidel:

Scrutineer Paul Klaassen:

Timekeeping M. Wagner:

Printed: 03.04.2015 17:18

Posted at: h

**Heat organization
Rotax Euro Challenge
Salbris / France
DD2 Group C**

Group	Pos	No.	Firstname	Lastname	Class	Overall BestTm
Group C	3	619	Marcel	Schirmer	DD2	59.672
Group C	7	657	Mats	van den Brand	DD2	59.761
Group C	11	618	Philipp	Seewer	DD2	59.853
Group C	15	649	Martins	Lapins	DD2	59.944
Group C	19	637	Max	Hofer	DD2	1:00.178
Group C	23	658	Fabienne	Lanz	DD2	1:00.258
Group C	27	629	Igor	Mukhin (M)	DD2	1:00.501
Group C	31	656	Lorenzo	van Riet	DD2	1:00.660
Group C	35	652	Ilja	Aloskins (M)	DD2	1:01.257
Group C	39	627	Kawase	Tomokazu (M)	DD2	DNS



Clerk of the course Thomas Lainer:

Stewards (Chairman) Horst Seidel:

Scrutineer Paul Klaassen:

Timekeeping M. Wagner:

Printed: 03.04.2015 17:18

posted at: h

**Heat organization
Rotax Euro Challenge
Salbris / France
DD2 Group D**

Group	Pos	No.	Firstname	Lastname	Class	Overall BestTm
Group D	4	639	Henrique	Baptista	DD2	59.674
Group D	8	628	Paolo	DeConto	DD2	59.773
Group D	12	660	Barrie	Pullinger	DD2	59.876
Group D	16	646	Alexis	Coursault	DD2	1:00.012
Group D	20	644	Dimitris	Vasileris	DD2	1:00.178
Group D	24	634	Oriol	Dalmau	DD2	1:00.365
Group D	28	642	Ernests	Veismanis	DD2	1:00.532
Group D	32	651	Steve	Bull	DD2	1:00.715
Group D	36	650	Ronald	Billings (M)	DD2	1:01.845
Group D	40	699	Geza	Fodor (M)	DD2	EXC



Clerk of the course Thomas Lainer:

Stewards (Chairman) Horst Seidel:

Scrutineer Paul Klaassen:

Timekeeping M. Wagner:

Printed: 03.04.2015 17:18

posted at: h

Rotax Euro Challenge
 Class: DD2
 Date/Time: 04.04.2015 11:30

Track: Salbris / France
 Heat: Race 5 Qualifying Heat 1 A+B
 Laps: 9

Edition 1

	18	
35		36
	17	
33		34
	16	
31		32
	15	
29		30
	14	
27		28
	13	
25		26
	12	
23		24
	11	
21		22
Marcel Steinert	10	Alessio Curto
643		654
Group A 1:01.894		Group B 1:06.684
19		20
Christophe Adams (M)	9	Uldis Timaks (M)
655		645
Group A 1:00.797		Group B 1:00.895
17		18
Marc Berteaux (M)	8	Maxi Fleischmann
625		615
Group A 1:00.602		Group B 1:00.604
15		16
Luka Kamali	7	Sascha Pio Haida
616		640
Group A 1:00.432		Group B 1:00.490
13		14
Marc Lupfer	6	Haralds Garkklis
622		624
Group A 1:00.222		Group B 1:00.230
11		12
Tamsin Germain (M)	5	Henrijs Grube
641		653
Group A 1:00.065		Group B 1:00.140
9		10
Anthony Abbasse	4	Rasmus Markkanen
606		662
Group A 59.885		Group B 59.892
7		8
Roope Markkanen	3	Filippos Kalesis
648		605
Group A 59.775		Group B 59.825
5		6
Ferenc Kancsar	2	Constantin Schoell
613		669
Group A 59.689		Group B 59.703
3		4
Kevin Ludi	1	Arnaud Kozlinski
609		647
Group A 59.470		Group B 59.511
1		2

Pole Position

Clerk of the course Thomas Lainer:
 Stewards (Chairman) Horst Seidel:

Scrutineer Paul Klaassen:
 Timekeeping M. Wagner:

Rotax Euro Challenge

Class: DD2

Date/Time: 04.04.2015 11:50

Track:

Heat:

Laps:

Salbris / France

Race 6 Qualifying Heat 2 C+D

9

Edition 1

	35	18		36			
	33	17		34			
	31	16		32			
	29	15		30			
	27	14		28			
	25	13		26			
	23	12		24			
	21	11		22			
Kawase Tomokazu (M)	627	10	Group C DNS	Geza Fodor (M)	699	20	Group D EXC
Ilja Aloskins (M)	652	9	Group C 1:01.257	Ronald Billings (M)	650	18	Group D 1:01.845
Lorenzo van Riet	656	8	Group C 1:00.660	Steve Bull	651	16	Group D 1:00.715
Igor Mukhin (M)	629	7	Group C 1:00.501	Ernests Veismanis	642	14	Group D 1:00.532
Fabienne Lanz	658	6	Group C 1:00.258	Oriol Dalmau	634	12	Group D 1:00.365
Max Hofer	637	5	Group C 1:00.178	Dimitris Vasileris	644	10	Group D 1:00.178
Martins Lapins	649	4	Group C 59.944	Alexis Coursault	646	8	Group D 1:00.012
Philipp Seewer	618	3	Group C 59.853	Barrie Pullinger	660	6	Group D 59.876
Mats van den Brand	657	2	Group C 59.761	Paolo DeConto	628	4	Group D 59.773
Marcel Schirmer	619	1	Group C 59.672	Henrique Baptista	639	2	Group D 59.674
	1	Row			2		

Pole Position

Clerk of the course Thomas Lainer:

Stewards (Chairman) Horst Seidel:

Scrutineer Paul Klaassen:

Timekeeping M. Wagner:

Rotax Euro Challenge
 Class: DD2
 Date/Time: 04.04.2015 17:30

Track: Salbris / France
 Heat: Race 18 Qualifying Heat 6 B+C
 Laps: 9

Edition 1

	18	
35		36
	17	
33		34
	16	
31		32
	15	
29		30
	14	
27		28
	13	
25		26
	12	
23		24
	11	
21		22
Alessio Curto 654 Group B 1:06.684	10	Kawase Tomokazu (M) 627 Group C DNS
19		20
Uldis Timaks (M) 645 Group B 1:00.895	9	Ilja Aloskins (M) 652 Group C 1:01.257
17		18
Maxi Fleischmann 615 Group B 1:00.604	8	Lorenzo van Riet 656 Group C 1:00.660
15		16
Sascha Pio Haida 640 Group B 1:00.490	7	Igor Mukhin (M) 629 Group C 1:00.501
13		14
Haralds Garkaklis 624 Group B 1:00.230	6	Fabienne Lanz 658 Group C 1:00.258
11		12
Henrijs Grube 653 Group B 1:00.140	5	Max Hofer 637 Group C 1:00.178
9		10
Rasmus Markkanen 662 Group B 59.892	4	Martins Lapins 649 Group C 59.944
7		8
Filippos Kalesis 605 Group B 59.825	3	Philipp Seewer 618 Group C 59.853
5		6
Constantin Schoell 669 Group B 59.703	2	Mats van den Brand 657 Group C 59.761
3		4
Arnaud Kozlinski 647 Group B 59.511	1	Marcel Schirmer 619 Group C 59.672
1	Row	2

Pole Position

Clerk of the course Thomas Lainer:
 Stewards (Chairman) Horst Seidel:

Scrutineer Paul Klaassen:
 Timekeeping M. Wagner:

Rotax Euro Challenge
Class: DD2
Date/Time: 04.04.2015 17:10

Track: Salbris / France
Heat: Race 17 Qualifying Heat 5 A+D
Laps: 9

Edition 1

	18	
35		36
	17	
33		34
	16	
31		32
	15	
29		30
	14	
27		28
	13	
25		26
	12	
23		24
	11	
21		22
Marcel Steinert	10	Geza Fodor (M)
643		699
19		20
Group A 1:01.894		Group D EXC
Christophe Adams (M)	9	Ronald Billings (M)
655		650
17		18
Group A 1:00.797		Group D 1:01.845
Marc Berteaux (M)	8	Steve Bull
625		651
15		16
Group A 1:00.602		Group D 1:00.715
Luka Kamali	7	Ernest Veismanis
616		642
13		14
Group A 1:00.432		Group D 1:00.532
Marc Lupfer	6	Oriol Dalmau
622		634
11		12
Group A 1:00.222		Group D 1:00.365
Tamsin Germain (M)	5	Dimitris Vasileris
641		644
9		10
Group A 1:00.065		Group D 1:00.178
Anthony Abbasse	4	Alexis Coursault
606		646
7		8
Group A 59.885		Group D 1:00.012
Roope Markkanen	3	Barrie Pullinger
648		660
5		6
Group A 59.775		Group D 59.876
Ferenc Kancsar	2	Paolo DeConto
613		628
3		4
Group A 59.689		Group D 59.773
Kevin Ludi	1	Henrique Baptista
609		639
1		2
Group A 59.470		Group D 59.674

Pole Position

Clerk of the course Thomas Lainer:
Stewards (Chairman) Horst Seidel:

Scrutineer Paul Klaassen:
Timekeeping M. Wagner:

Rotax Euro Challenge
Class: DD2
Date/Time: 04.04.2015 14:40

Track: Salbris / France
Heat: Race 11 Qualifying Heat 3 A+C
Laps: 9
Edition 1

	18	
35		36
	17	
33		34
	16	
31		32
	15	
29		30
	14	
27		28
	13	
25		26
	12	
23		24
	11	
21		22
Marcel Steinert	10	Kawase Tomokazu (M)
643		627
19		20
Christophe Adams (M)	9	Ilja Aloskins (M)
655		652
17		18
Marc Berteaux (M)	8	Lorenzo van Riet
625		656
15		16
Luka Kamali	7	Igor Mukhin (M)
616		629
13		14
Marc Lupfer	6	Fabienne Lanz
622		658
11		12
Tamsin Germain (M)	5	Max Hofer
641		637
9		10
Anthony Abbasse	4	Martins Lapins
606		649
7		8
Roope Markkanen	3	Philipp Seewer
648		618
5		6
Ferenc Kancsar	2	Mats van den Brand
613		657
3		4
Kevin Ludi	1	Marcel Schirmer
609		619
1		2

Pole Position

Clerk of the course Thomas Lainer:
Stewards (Chairman) Horst Seidel:

Scrutineer Paul Klaassen:
Timekeeping M. Wagner:

Rotax Euro Challenge

Class: DD2

Date/Time: 04.04.2015 15:00

Track:

Heat:

Laps:

Salbris / France

Race 12 Qualifying Heat 4 B+D

9

Edition 1

	18	
35		36
	17	
33		34
	16	
31		32
	15	
29		30
	14	
27		28
	13	
25		26
	12	
23		24
	11	
21		22
Alessio Curto	10	Geza Fodor (M)
654		699
Group B 1:06.684		Group D EXC
19		20
Uldis Timaks (M)	9	Ronald Billings (M)
645		650
Group B 1:00.895		Group D 1:01.845
17		18
Maxi Fleischmann	8	Steve Bull
615		651
Group B 1:00.604		Group D 1:00.715
15		16
Sascha Pio Haida	7	Ernest Veismanis
640		642
Group B 1:00.490		Group D 1:00.532
13		14
Haralds Garkaklis	6	Oriol Dalmau
624		634
Group B 1:00.230		Group D 1:00.365
11		12
Henrijs Grube	5	Dimitris Vasileris
653		644
Group B 1:00.140		Group D 1:00.178
9		10
Rasmus Markkanen	4	Alexis Coursault
662		646
Group B 59.892		Group D 1:00.012
7		8
Filippos Kalesis	3	Barrie Pullinger
605		660
Group B 59.825		Group D 59.876
5		6
Constantin Schoell	2	Paolo DeConto
669		628
Group B 59.703		Group D 59.773
3		4
Arnaud Kozlinski	1	Henrique Baptista
647		639
Group B 59.511		Group D 59.674
1		2
	Row	

Pole Position

Clerk of the course Thomas Lainer:

Stewards (Chairman) Horst Seidel:

Scrutineer Paul Klaassen:

Timekeeping M. Wagner:



Rotax Euro Challenge Salbris/France

Rotax DD2

Salbris 1,477 Km

Warm up

04.04.2015 09:40

Practice (5:00 Time) started at 9:42:31

Pos	No.	Name	Nat.	Chassis	Race Team	Laps	Best Tm	Diff	Gap	In Lap	km/h
1	639	Henrique Baptista	PRT	FA Kart	Dan Holland Racing	4	1:14.424			3	71,445
2	606	Anthony Abbasse	FRA	Sodikart	Sodikart	4	1:14.670	0.246	0.246	2	71,209
3	660	Barrie Pullinger	GBR	FA Kart	Dan Holland Racing	3	1:15.202	0.778	0.532	3	70,706
4	653	Henrijs Grube	LVA	Sodikart	RB Sports	4	1:15.639	1.215	0.437	4	70,297
5	613	Ferenc Kancsar	HUN	BirelART	BirelART/KMS	4	1:15.874	1.450	0.235	4	70,079
6	647	Arnaud Kozlinski	FRA	Sodikart	Sodikart	4	1:16.056	1.632	0.182	4	69,912
7	605	Filippos Kalesis	GRC	Flandria Kart	Team Flandria Kart	4	1:16.069	1.645	0.013	4	69,900
8	655	Christophe Adams (M)	FRA	BirelArt	BirelART/KMS	3	1:16.078	1.654	0.009	3	69,891
9	624	Haralds Garkaklis	LVA	Flandria Kart	Flandria Kart	4	1:16.276	1.852	0.198	4	69,710
10	619	Marcel Schirmer	DEU	Tonykart	RS Competition	3	1:16.317	1.893	0.041	2	69,673
11	634	Oriol Dalmau	ESP	Tonykart	MDC Racing	4	1:16.433	2.009	0.116	3	69,567
12	644	Dimitris Vasileris	GRC	Tonykart	Prt Motorsport	4	1:16.488	2.064	0.055	3	69,517
13	648	Roope Markkanen	FIN	Tonykart	VRT	4	1:16.513	2.089	0.025	4	69,494
14	649	Martins Lapins	LVA	Flandria Kart	Team Flandria Kart	4	1:16.528	2.104	0.015	2	69,480
15	637	Max Hofer	AUT	Ricciardo Kart	Speedworld	4	1:16.532	2.108	0.004	4	69,477
16	662	Rasmus Markkanen	FIN	Tonykart	VRT	3	1:16.591	2.167	0.059	3	69,423
17	657	Mats van den Brand	NLD	DR	VPDR	3	1:16.876	2.452	0.285	3	69,166
18	652	Ilja Aloskins (M)	LVA	Sodikart	RB Sports	4	1:16.960	2.536	0.084	4	69,090
19	699	Geza Fodor (M)	HUN	Ricciardo Kart	Ricciardo/KMS	4	1:16.970	2.546	0.010	2	69,081
20	628	Paolo DeConto	ITA	CRG	CRG S.P.A.	3	1:16.987	2.563	0.017	2	69,066
21	641	Tamsin Germain (M)	GBR	CRG	DG Racing	4	1:17.335	2.911	0.348	3	68,755
22	656	Lorenzo van Riet	NLD	Formula K	Brand Racing	4	1:17.358	2.934	0.023	3	68,735
23	622	Marc Lupfer	DEU	Tonykart	Ratisbona Motorsport	4	1:17.576	3.152	0.218	3	68,542
24	629	Igor Mukhin (M)	RUS	CRG	CRG S.P.A.	4	1:17.666	3.242	0.090	4	68,462
25	669	Constantin Schoell	AUT	Tonykart	Strawberry Racing	2	1:17.937	3.513	0.271	2	68,224
26	625	Marc Berteaux (M)	FRA	Birel Art	Sologne Sport Tech	4	1:18.250	3.826	0.313	3	67,951
27	615	Maxi Fleischmann	DEU	Praga	Rotax Praga Racing Team	4	1:18.361	3.937	0.111	4	67,855
28	646	Alexis Coursault	FRA	Birelart	Sologne Sport Tech	3	1:18.764	4.340	0.403	2	67,508
29	645	Uldis Timaks (M)	LVA	Tonykart	Uldis Timaks	4	1:18.803	4.379	0.039	3	67,475
30	654	Alessio Curto	DEU	Praga	Mtec Praga Racing	3	1:19.594	5.170	0.791	3	66,804
31	651	Steve Bull	GBR	Tonykart	Screenvyn	3	1:19.673	5.249	0.079	3	66,738
32	658	Fabienne Lanz	ZAF	Formula K	Brand Racing	4	1:20.141	5.717	0.468	2	66,348
33	650	Ronald Billings (M)	GBR	Tonykart	Screenvyn	4	1:20.369	5.945	0.228	2	66,160
34	627	Kawase Tomokazu (M)	JPN	TBA	Uniq Racing Team	4	1:20.742	6.318	0.373	4	65,854
35	642	Ernestis Veismanis	LVA	Tonykart	Jurmala/Papas Racing	3	1:21.248	6.824	0.506	2	65,444
36	640	Sascha Pio Haida	DEU	Birelart	JLC Racing Team	3	1:21.984	7.560	0.736	1	64,857
37	643	Marcel Steinert	DEU	Kosmic	Ratisbona Motorsport	3	1:22.012	7.588	0.028	3	64,834
38	609	Kevin Ludi	CHE	Kosmic	Spirit Racing	2	1:28.218	13.794	6.206	2	60,273
39	616	Luka Kamali	DEU	CRG	CRG S.P.A.	1	1:31.276	16.852	3.058	1	58,254
40	618	Philipp Seewer	CHE	Kosmic	Spirit Racing					0	-

Announcements

No. 616 no transponder / timed by photocell



Rotax Euro Challenge Salbris/France

Rotax DD2

Salbris 1,477 Km

Warm up

04.04.2015 09:40

Practice (5:00 Time) started at 9:42:31

Lap	Time of Day	Lap Tm	Diff	S1 Tm	S2 Tm	S3 Tm	Lap	Time of Day	Lap Tm	Diff	S1 Tm	S2 Tm	S3 Tm
(639) Henrique Baptista							(648) Roope Markkanen						
1	9:45:00.595	1:16.908	+2.484	27.439	22.718	26.751	2	9:45:59.922	1:17.324	+0.836	26.577	23.186	27.561
2	9:46:16.348	1:15.753	+1.329	25.827	23.089	26.837	3	9:47:16.410	1:16.488		26.565	22.902	27.021
3	9:47:30.772	1:14.424		25.975	22.105	26.344	4	9:48:34.080	1:17.670	+1.182	26.727	23.269	27.674
4	9:48:46.104	1:15.332	+0.908	25.522	22.185	27.625	(649) Martins Lapins						
(606) Anthony Abbasse							(649) Martins Lapins						
1	9:44:26.602	1:17.094	+2.424	26.953	23.281	26.860	1	9:44:49.119	1:16.916	+0.388	27.034	22.856	27.026
2	9:45:41.272	1:14.670		25.793	22.378	26.499	2	9:46:05.647	1:16.528		26.177	22.835	27.516
3	9:46:56.275	1:15.003	+0.333	25.621	22.590	26.792	3	9:47:22.973	1:17.326	+0.798	27.360	22.797	27.169
4	9:48:10.995	1:14.720	+0.050	25.944	22.262	26.514	4	9:48:40.174	1:17.201	+0.673	26.204	22.878	28.119
(660) Barrie Pullinger							(637) Max Hofer						
1	9:44:39.444	1:16.819	+1.617	26.311	23.150	27.358	1	9:44:34.306	1:18.140	+1.608	27.095	23.461	27.584
2	9:45:55.227	1:15.783	+0.581	26.332	22.454	26.997	2	9:45:51.447	1:17.141	+0.609	26.676	22.941	27.524
3	9:47:10.429	1:15.202		25.866	22.536	26.800	3	9:47:08.732	1:17.285	+0.753	27.200	22.889	27.196
(653) Henrijs Grube							(662) Rasmus Markkanen						
1	9:44:22.170	1:16.927	+1.288	26.648	23.105	27.174	1	9:44:47.190	1:17.766	+1.175	27.692	22.924	27.150
2	9:45:38.610	1:16.440	+0.801	26.616	22.422	27.402	2	9:46:04.171	1:16.981	+0.390	26.846	22.944	27.191
3	9:46:54.697	1:16.087	+0.448	26.285	22.534	27.268	3	9:47:20.762	1:16.591		26.823	22.817	26.951
4	9:48:10.336	1:15.639		26.281	22.312	27.046	(657) Mats van den Brand						
(613) Ferenc Kancsar							(657) Mats van den Brand						
1	9:44:48.269	1:18.274	+2.400	27.504	23.443	27.327	1	9:44:58.237	1:18.602	+1.726	27.541	23.407	27.654
2	9:46:04.747	1:16.478	+0.604	26.266	22.998	27.214	2	9:46:16.284	1:18.047	+1.171	27.187	23.611	27.249
3	9:47:21.359	1:16.612	+0.738	27.267	22.601	26.744	3	9:47:33.160	1:16.876		26.649	23.183	27.044
4	9:48:37.233	1:15.874		26.134	22.555	27.185	(652) Ilija Aloskins (M)						
(647) Arnaud Kozlinski							(652) Ilija Aloskins (M)						
1	9:44:46.404	1:17.591	+1.535	26.964	23.230	27.397	1	9:44:28.425	1:18.965	+2.005	27.855	23.268	27.842
2	9:46:02.788	1:16.384	+0.328	26.534	23.017	26.833	2	9:45:46.757	1:18.332	+1.372	26.864	23.407	28.061
3	9:47:19.592	1:16.804	+0.748	26.801	22.616	27.387	3	9:47:04.922	1:18.165	+1.205	27.068	23.272	27.825
4	9:48:35.648	1:16.056		26.303	22.646	27.107	4	9:48:21.882	1:16.960		26.561	22.944	27.455
(605) Filippos Kalesis							(699) Geza Fodor (M)						
1	9:44:30.122	1:18.617	+2.548	27.787	23.413	27.417	1	9:44:51.895	1:20.042	+3.072	27.950	24.101	27.991
2	9:45:47.792	1:17.670	+1.601	27.130	22.817	27.723	2	9:46:08.865	1:16.970		26.720	22.855	27.395
3	9:47:04.766	1:16.974	+0.905	26.730	22.966	27.278	3	9:47:26.056	1:17.191	+0.221	26.203	23.002	27.986
4	9:48:20.835	1:16.069		26.234	22.499	27.336	4	9:48:43.808	1:17.752	+0.782	26.919	22.672	28.161
(655) Christophe Adams (M)							(628) Paolo DeConto						
1	9:44:26.618	1:18.199	+2.121	27.794	23.118	27.287	1	9:45:09.823	1:18.959	+1.972	27.574	23.495	27.890
2	9:45:43.325	1:16.707	+0.629	26.752	22.989	26.966	2	9:46:26.810	1:16.987		26.585	22.952	27.450
3	9:46:59.403	1:16.078		26.418	22.873	26.787	3	9:47:44.173	1:17.363	+0.376	26.475	23.051	27.837
(624) Haralds Garkaklis							(641) Tamsin Germain (M)						
1	9:44:22.509	1:17.706	+1.430	27.008	22.972	27.726	1	9:44:37.417	1:19.335	+2.000	27.511	23.667	28.157
2	9:45:39.680	1:17.171	+0.895	27.028	22.831	27.312	2	9:45:55.143	1:17.726	+0.391	26.955	23.247	27.524
3	9:46:56.313	1:16.633	+0.357	26.392	22.662	27.579	3	9:47:12.478	1:17.335		26.927	22.819	27.589
4	9:48:12.589	1:16.276		26.393	22.667	27.216	4	9:48:30.370	1:17.892	+0.557	26.848	22.898	28.146
(619) Marcel Schirmer							(656) Lorenzo van Riet						
1	9:44:41.519	1:17.760	+1.443	27.041	23.138	27.581	1	9:44:33.620	1:19.027	+1.669	27.507	23.501	28.019
2	9:45:57.836	1:16.317		26.457	23.012	26.848	2	9:45:51.262	1:17.642	+0.284	26.598	23.053	27.991
3	9:47:14.182	1:16.346	+0.029	26.515	22.744	27.087	3	9:47:08.620	1:17.358		26.893	22.965	27.500
(634) Oriol Dalmau							(622) Marc Lupfer						
1	9:44:33.251	1:17.942	+1.509	26.893	23.375	27.674	1	9:44:35.536	1:21.733	+4.157	28.975	24.124	28.634
2	9:45:50.495	1:17.244	+0.811	26.311	23.254	27.679	2	9:45:53.797	1:18.261	+0.685	27.113	23.335	27.813
3	9:47:06.928	1:16.433		26.133	22.989	27.311	3	9:47:11.373	1:17.576		26.629	23.042	27.905
4	9:48:23.995	1:17.067	+0.634	26.616	22.950	27.501	4	9:48:28.967	1:17.594	+0.018	26.656	23.093	27.845
(644) Dimitris Vasileris													
1	9:44:42.598	1:18.158	+1.670	27.567	23.105	27.486							

Timekeeping M. Wagner: Clerk of the course Thomas Lainer:

Steward Horst Seidel: Chief Scrutineer Paul Klaassen:





Rotax Euro Challenge Salbris/France

Rotax DD2

Salbris 1,477 Km

Warm up

04.04.2015 09:40

Practice (5:00 Time) started at 9:42:31

Lap	Time of Day	Lap Tm	Diff	S1 Tm	S2 Tm	S3 Tm
(629) Igor Mukhin (M)						
1	9:44:29.304	1:21.061	+3.395	29.179	24.048	27.834
2	9:45:48.039	1:18.735	+1.069	27.052	23.512	28.171
3	9:47:05.890	1:17.851	+0.185	26.863	23.552	27.436
4	9:48:23.556	1:17.666		26.930	23.344	27.392

(669) Constantin Schoell						
1	9:46:17.829	1:22.063	+4.126	30.072	24.550	27.441
2	9:47:35.766	1:17.937		27.278	23.385	27.274

(625) Marc Berteaux (M)						
1	9:44:38.895	1:19.815	+1.565	27.597	23.843	28.375
2	9:45:57.496	1:18.601	+0.351	27.045	23.660	27.896
3	9:47:15.746	1:18.250		26.933	23.517	27.800
4	9:48:34.741	1:18.995	+0.745	27.028	23.381	28.586

(615) Maxi Fleischmann						
1	9:44:45.845	1:21.115	+2.754	28.295	24.070	28.750
2	9:46:04.892	1:19.047	+0.686	27.469	23.361	28.217
3	9:47:24.242	1:19.350	+0.989	28.251	23.590	27.509
4	9:48:42.603	1:18.361		27.254	23.019	28.088

(646) Alexis Coursault						
1	9:44:56.702	1:20.033	+1.269	28.214	23.705	28.114
2	9:46:15.466	1:18.764		26.988	23.928	27.848
3	9:47:47.295	1:31.829	+13.065	27.206	36.648	27.975

(645) Uldis Timaks (M)						
1	9:44:31.686	1:21.933	+3.130	28.928	24.415	28.590
2	9:45:51.199	1:19.513	+0.710	27.519	23.793	28.201
3	9:47:10.002	1:18.803		27.759	23.147	27.897
4	9:48:30.261	1:20.259	+1.456	27.994	23.531	28.734

(654) Alessio Curto						
1	9:44:40.434	1:23.137	+3.543	29.848	24.493	28.796
2	9:46:00.945	1:20.511	+0.917	27.848	24.221	28.442
3	9:47:20.539	1:19.594		27.020	23.839	28.735

(651) Steve Bull						
1	9:44:57.347	1:20.785	+1.112	28.702	23.965	28.118
2	9:46:17.509	1:20.162	+0.489	28.324	23.907	27.931
3	9:47:37.182	1:19.673		27.128	24.582	27.963

(658) Fabienne Lanz						
1	9:44:39.362	1:23.572	+3.431	29.042	25.059	29.471
2	9:45:59.503	1:20.141		27.666	24.212	28.263
3	9:47:20.125	1:20.622	+0.481	27.501	24.481	28.640
4	9:48:42.156	1:22.031	+1.890	28.142	23.880	30.009

(650) Ronald Billings (M)						
1	9:44:42.275	1:22.499	+2.130	28.843	24.613	29.043
2	9:46:02.644	1:20.369		27.703	24.018	28.648
3	9:47:25.559	1:22.915	+2.546	30.101	24.398	28.416
4	9:48:46.810	1:21.251	+0.882	27.592	23.859	29.800

(627) Kawase Tomokazu (M)						
1	9:44:45.002	1:20.796	+0.054	28.498	23.545	28.753
2	9:46:06.116	1:21.114	+0.372	28.442	24.428	28.244
3	9:47:27.225	1:21.109	+0.367	27.861	23.497	29.751
4	9:48:47.967	1:20.742		27.640	23.420	29.682

(642) Ernests Veismanis						
1	9:44:51.705	1:31.145	+9.897	28.652	27.646	34.847
2	9:46:12.953	1:21.248		27.705	24.021	29.522
3	9:47:39.656	1:26.703	+5.455	27.874	23.985	34.844

(640) Sascha Pio Haida						
1	9:44:39.607	1:21.984		28.624	24.245	29.115
2	9:46:02.399	1:22.792	+0.808	27.987	24.397	30.408
3	9:47:50.151	1:47.752	+25.768	28.016	23.910	55.826

(643) Marcel Steinert						
1	9:44:54.002	1:25.094	+3.082	30.241	25.043	29.810
2	9:46:25.737	1:31.735	+9.723	37.225	25.045	29.465
3	9:47:47.749	1:22.012		28.009	24.292	29.711

(609) Kevin Ludi						
1	9:45:07.457	1:30.112	+1.894	31.683	27.202	31.227
2	9:46:35.675	1:28.218		31.036	26.213	30.969

(616) Luka Kamali						
1	9:48:01.850	1:31.276				



Rotax Euro Challenge Salbris/France

Rotax DD2

Salbris 1,477 Km

RACE 5 Qualifying Heat 1 A-B

04.04.2015 11:30

Race (9 Laps) started at 11:33:36

Pos	No.	Name	Nat.	Chassis	Race Team	Laps	Total Tm	Diff	Best Tm	In Lap	km/h	Points
1	609	Kevin Ludi	CHE	Kosmic	Spirit Racing	9	11:23.916		1:15.500	3	70,426	0
2	647	Arnaud Kozlinski	FRA	Sodikart	Sodikart	9	11:31.609	7.693	1:16.269	7	69,716	2
3	613	Ferenc Kancsar	HUN	BirelART	BirelART/KMS	9	11:31.952	8.036	1:16.155	7	69,821	3
4	648	Roope Markkanen	FIN	Tonykart	VRT	9	11:32.339	8.423	1:16.137	6	69,837	4
5	606	Anthony Abbasse	FRA	Sodikart	Sodikart	9	11:32.642	8.726	1:16.027	7	69,938	5
6	662	Rasmus Markkanen	FIN	Tonykart	VRT	9	11:34.372	10.456	1:16.377	6	69,618	6
7	669	Constantin Schoell	AUT	Tonykart	Strawberry Racing	9	11:37.551	13.635	1:16.296	8	69,692	7
8	653	Henrijs Grube	LVA	Sodikart	RB Sports	9	11:42.035	18.119	1:17.420	4	68,680	8
9	615	Maxi Fleischmann	DEU	Praga	Rotax Praga Racing Team	9	11:42.564	18.648	1:16.978	7	69,074	9
10	616	Luka Kamali	DEU	CRG	CRG S.P.A.	9	11:45.255	21.339	1:16.386	9	69,610	10
11	605	Filippos Kalesis	GRC	Flandria Kart	Team Flandria Kart	9	11:48.024	24.108	1:17.074	7	68,988	11
12	655	Christophe Adams (M)	FRA	BirelArt	BirelART/KMS	9	11:49.589	25.673	1:17.360	9	68,733	12
13	641	Tamsin Germain (M)	GBR	CRG	DG Racing	9	11:51.867	27.951	1:17.569	8	68,548	13
14	622	Marc Lupfer	DEU	Tonykart	Ratisbona Motorsport	9	11:54.324	30.408	1:17.817	8	68,330	14
15	640	Sascha Pio Haida	DEU	Birelart	JLC Racing Team	9	11:54.436	30.520	1:18.038	8	68,136	15
16	625	Marc Berteaux (M)	FRA	Birel Art	Sologne Sport Tech	9	11:58.102	34.186	1:17.331	9	68,759	16
17	624	Haralds Garkaklis	LVA	Flandria Kart	Flandria Kart	9	12:00.672	36.756	1:17.847	7	68,303	17
18	654	Alessio Curto	DEU	Praga	Mtec Praga Racing	9	12:00.796	36.880	1:18.034	8	68,140	18
19	645	Uldis Timaks (M)	LVA	Tonykart	Uldis Timaks	9	12:09.016	45.100	1:17.761	8	68,379	19
20	643	Marcel Steinert	DEU	Kosmic	Ratisbona Motorsport	9	12:15.334	51.418	1:19.909	9	66,541	20

Announcements

these results are provisional until the conclusion of any judicial and technical matters!

Margin of Victory	Ø km/h	Best Lap Tm	km/h	Best Lap by
7.693	69,972	1:15.500	70,426	609 - Kevin Ludi

Official Timing www.rgmmc.com

Orbits

Timekeeping M. Wagner:

Clerk of the course Thomas Lainer:

www.mylaps.com

Steward Horst Seidel:

Chief Scrutineer Paul Klaassen:

Licensed to: Motorsport Events

Printed: 04.04.2015 11:47:03

posted at:

h



Rotax Euro Challenge Salbris/France

Rotax DD2

Salbris 1,477 Km

RACE 5 Qualifying Heat 1 A-B

04.04.2015 11:30

Race (9 Laps) started at 11:33:36

Lap	Time of Day	Lap Tm	Diff	S1 Tm	S2 Tm	S3 Tm	Lap	Time of Day	Lap Tm	Diff	S1 Tm	S2 Tm	S3 Tm
(609) Kevin Ludi							(669) Constantin Schoell						
1	11:34:54.219	1:17.428	+1.928	26.816	23.227	27.385	1	11:34:56.725	1:19.195	+2.899	28.052	23.465	27.678
2	11:36:10.274	1:16.055	+0.555	26.123	23.010	26.922	2	11:36:14.457	1:17.732	+1.436	27.212	23.210	27.310
3	11:37:25.774	1:15.500		25.859	22.831	26.810	3	11:37:31.961	1:17.504	+1.208	26.795	23.302	27.407
4	11:38:41.979	1:16.205	+0.705	26.176	22.824	27.205	4	11:38:49.489	1:17.528	+1.232	26.597	23.516	27.415
5	11:39:57.623	1:15.644	+0.144	26.071	22.698	26.875	5	11:40:06.599	1:17.110	+0.814	26.285	23.346	27.479
6	11:41:13.367	1:15.744	+0.244	25.991	22.893	26.860	6	11:41:23.912	1:17.313	+1.017	26.412	23.215	27.686
7	11:42:29.443	1:16.076	+0.576	26.022	22.855	27.199	7	11:42:40.882	1:16.970	+0.674	26.220	23.146	27.604
8	11:43:45.032	1:15.589	+0.089	25.810	22.681	27.098	8	11:43:57.178	1:16.296		26.181	22.928	27.187
9	11:45:00.707	1:15.675	+0.175	25.717	22.902	27.056	9	11:45:14.342	1:17.164	+0.868	26.287	23.213	27.664

(647) Arnaud Kozlinski							(653) Henrijs Grube						
1	11:34:55.460	1:18.210	+1.941	27.493	23.330	27.387	1	11:34:58.062	1:20.285	+2.865	28.714	23.478	28.093
2	11:36:12.034	1:16.574	+0.305	26.335	23.104	27.135	2	11:36:15.637	1:17.575	+0.155	26.358	23.266	27.951
3	11:37:28.756	1:16.722	+0.453	26.313	23.142	27.267	3	11:37:33.261	1:17.624	+0.204	26.447	23.412	27.765
4	11:38:45.451	1:16.695	+0.426	26.187	23.262	27.246	4	11:38:50.681	1:17.420		26.555	23.129	27.736
5	11:40:01.981	1:16.530	+0.261	26.465	23.093	26.972	5	11:40:08.129	1:17.448	+0.028	26.521	23.201	27.726
6	11:41:18.430	1:16.449	+0.180	26.268	23.181	27.000	6	11:41:25.782	1:17.653	+0.233	26.862	23.158	27.633
7	11:42:34.699	1:16.269		26.148	23.047	27.074	7	11:42:43.801	1:18.019	+0.599	26.788	23.319	27.912
8	11:43:51.462	1:16.763	+0.494	26.573	23.026	27.164	8	11:44:01.244	1:17.443	+0.023	26.598	23.260	27.585
9	11:45:08.400	1:16.938	+0.669	26.332	23.329	27.277	9	11:45:18.826	1:17.582	+0.162	26.701	23.074	27.807

(613) Ferenc Kancsar							(615) Maxi Fleischmann						
1	11:34:54.804	1:17.770	+1.615	26.934	23.228	27.608	1	11:34:59.617	1:20.924	+3.946	29.166	23.750	28.008
2	11:36:11.608	1:16.804	+0.649	26.166	23.100	27.538	2	11:36:17.680	1:18.063	+1.085	26.880	23.617	27.566
3	11:37:29.054	1:17.446	+1.291	26.071	23.150	28.225	3	11:37:35.388	1:17.708	+0.730	26.519	23.367	27.822
4	11:38:45.998	1:16.944	+0.789	26.335	23.089	27.520	4	11:38:52.846	1:17.458	+0.480	26.604	23.130	27.724
5	11:40:02.656	1:16.658	+0.503	26.231	23.147	27.280	5	11:40:10.313	1:17.467	+0.489	26.436	23.142	27.889
6	11:41:19.326	1:16.670	+0.515	26.257	23.144	27.269	6	11:41:27.918	1:17.605	+0.627	26.662	23.218	27.682
7	11:42:35.481	1:16.155		25.872	23.009	27.274	7	11:42:44.896	1:16.978		26.311	23.012	27.655
8	11:43:52.090	1:16.609	+0.454	26.435	22.837	27.337	8	11:44:01.928	1:17.032	+0.054	26.393	23.142	27.497
9	11:45:08.743	1:16.653	+0.498	25.985	23.337	27.331	9	11:45:19.355	1:17.427	+0.449	26.451	23.362	27.614

(648) Roope Markkanen							(616) Luka Kamali						
1	11:34:56.374	1:18.751	+2.614	27.583	23.373	27.795	1	11:35:01.190	1:22.513	+6.127	29.497	24.690	28.326
2	11:36:13.488	1:17.114	+0.977	26.287	23.169	27.658	2	11:36:20.512	1:19.322	+2.936	27.627	23.533	28.162
3	11:37:30.672	1:17.184	+1.047	26.465	23.140	27.579	3	11:37:39.236	1:18.724	+2.338	26.740	23.718	28.266
4	11:38:47.848	1:17.176	+1.039	26.461	23.274	27.441	4	11:38:57.679	1:18.443	+2.057	26.762	23.652	28.029
5	11:40:04.142	1:16.294	+0.157	25.847	23.162	27.285	5	11:40:15.184	1:17.505	+1.119	26.745	23.279	27.481
6	11:41:19.326	1:16.137		25.969	22.991	27.177	6	11:41:32.359	1:17.175	+0.789	26.510	23.128	27.537
7	11:42:36.480	1:16.201	+0.064	26.082	22.869	27.250	7	11:42:48.918	1:16.559	+0.173	26.346	22.779	27.434
8	11:43:52.785	1:16.305	+0.168	26.025	22.979	27.301	8	11:44:05.660	1:16.742	+0.356	26.510	22.814	27.418
9	11:45:09.130	1:16.345	+0.208	25.839	23.093	27.413	9	11:45:22.046	1:16.386		26.134	22.871	27.381

(606) Anthony Abbasse							(605) Filippos Kalesis						
1	11:34:57.131	1:19.311	+3.284	28.190	23.569	27.552	1	11:35:01.554	1:23.674	+6.600	29.673	25.095	28.906
2	11:36:13.876	1:16.745	+0.718	26.479	23.091	27.175	2	11:36:20.078	1:18.524	+1.450	26.979	23.566	27.979
3	11:37:30.782	1:16.906	+0.879	26.565	22.965	27.376	3	11:37:38.850	1:18.772	+1.698	26.907	23.633	28.232
4	11:38:48.097	1:17.315	+1.288	26.250	23.746	27.319	4	11:38:57.895	1:19.045	+1.971	26.830	23.538	28.677
5	11:40:04.359	1:16.262	+0.235	26.041	23.160	27.061	5	11:40:16.131	1:18.236	+1.162	26.700	23.600	27.936
6	11:41:20.861	1:16.502	+0.475	26.240	23.031	27.231	6	11:41:33.454	1:17.323	+0.249	26.394	23.196	27.733
7	11:42:36.888	1:16.027		26.191	22.795	27.041	7	11:42:50.528	1:17.074		26.447	23.055	27.572
8	11:43:53.054	1:16.166	+0.139	26.127	23.024	27.015	8	11:44:07.681	1:17.153	+0.079	26.348	23.244	27.561
9	11:45:09.433	1:16.379	+0.352	25.961	22.954	27.464	9	11:45:24.815	1:17.134	+0.060	26.440	23.089	27.605

(662) Rasmus Markkanen							(655) Christophe Adams (M)						
1	11:34:56.510	1:18.700	+2.323	27.127	23.486	28.087	1	11:35:00.828	1:21.889	+4.529	29.131	24.277	28.481
2	11:36:13.809	1:17.299	+0.922	26.702	23.167	27.430	2	11:36:19.241	1:18.413	+1.053	26.925	23.488	28.000
3	11:37:31.703	1:17.894	+1.517	27.050	23.373	27.471	3	11:37:38.779	1:19.538	+2.178	27.140	23.619	28.779
4	11:38:48.494	1:16.791	+0.414	26.299	23.201	27.291	4	11:38:57.278	1:18.499	+1.139	26.782	23.761	27.956
5	11:40:05.102	1:16.608	+0.231	26.297	23.017	27.294	5	11:40:14.816	1:17.538	+0.178	26.712	23.062	27.764
6	11:41:21.479	1:16.377		26.272	22.788	27.317	6	11:41:33.552	1:18.736	+1.376	26.472	23.095	29.169
7	11:42:38.226	1:16.747	+0.370	26.446	23.073	27.228	7	11:42:51.593	1:18.041	+0.681	26.770	23.185	28.086
8	11:43:54.762	1:16.536	+0.159	26.291	23.019	27.226	8	11:44:09.020	1:17.427	+0.067	26.660	23.103	27.664
9	11:45:11.163	1:16.401	+0.024	26.079	23.062	27.260	9	11:45:26.380	1:17.360		26.671	23.251	27.438

Timekeeping M. Wagner: Clerk of the course Thomas Lainer:

Steward Horst Seidel: Chief Scrutineer Paul Klaassen:





Rotax Euro Challenge Salbris/France

Rotax DD2

Salbris 1,477 Km

RACE 5 Qualifying Heat 1 A-B

04.04.2015 11:30

Race (9 Laps) started at 11:33:36

Lap	Time of Day	Lap Tm	Diff	S1 Tm	S2 Tm	S3 Tm	Lap	Time of Day	Lap Tm	Diff	S1 Tm	S2 Tm	S3 Tm
(641) Tamsin Germain (M)													
1	11:34:59.575	1:21.413	+3.844	29.353	23.616	28.444	1	11:35:19.069	1:40.051	+22.290	48.138	23.804	28.109
2	11:36:18.790	1:19.215	+1.646	27.331	23.782	28.102	2	11:36:38.063	1:18.994	+1.233	27.011	23.717	28.266
3	11:37:39.281	1:20.491	+2.922	27.300	24.262	28.929	3	11:37:56.571	1:18.508	+0.747	26.880	23.590	28.038
4	11:38:58.763	1:19.482	+1.913	27.243	23.846	28.393	4	11:39:15.033	1:18.462	+0.701	26.843	23.472	28.147
5	11:40:17.399	1:18.636	+1.067	26.903	23.473	28.260	5	11:40:33.199	1:18.166	+0.405	26.702	23.427	28.037
6	11:41:35.136	1:17.737	+0.168	26.567	23.396	27.774	6	11:41:51.397	1:18.198	+0.437	26.607	23.479	28.112
7	11:42:52.964	1:17.828	+0.259	26.660	23.477	27.691	7	11:43:09.993	1:18.596	+0.835	27.171	23.399	28.026
8	11:44:10.533	1:17.569		26.442	23.424	27.703	8	11:44:27.754	1:17.761		26.552	23.372	27.837
9	11:45:28.658	1:18.125	+0.556	26.602	23.391	28.132	9	11:45:45.807	1:18.053	+0.292	26.592	23.418	28.043
(622) Marc Lupfer													
1	11:35:03.723	1:24.740	+6.923	30.415	25.017	29.308	1	11:35:05.196	1:25.962	+6.053	30.207	25.649	30.106
2	11:36:22.865	1:19.142	+1.325	27.074	23.759	28.309	2	11:36:27.170	1:21.974	+2.065	27.999	24.147	29.828
3	11:37:41.418	1:18.553	+0.736	27.092	23.504	27.957	3	11:37:48.396	1:21.226	+1.317	27.277	24.408	29.541
4	11:38:59.783	1:18.365	+0.548	27.109	23.477	27.779	4	11:39:08.833	1:20.437	+0.528	27.018	24.065	29.354
5	11:40:18.318	1:18.535	+0.718	26.605	23.530	28.400	5	11:40:30.851	1:22.018	+2.109	27.312	25.024	29.682
6	11:41:37.161	1:18.843	+1.026	27.238	23.765	27.840	6	11:41:51.719	1:20.868	+0.959	27.375	23.866	29.627
7	11:42:55.215	1:18.054	+0.237	26.654	23.472	27.928	7	11:43:12.182	1:20.463	+0.554	27.354	23.946	29.163
8	11:44:13.032	1:17.817		26.711	23.296	27.810	8	11:44:32.216	1:20.034	+0.125	26.904	24.039	29.091
9	11:45:31.115	1:18.083	+0.266	26.685	23.453	27.945	9	11:45:52.125	1:19.909		27.090	23.623	29.196
(640) Sascha Pio Haida													
1	11:35:01.091	1:22.632	+4.594	29.278	24.260	29.094	1	11:35:01.091	1:22.632				
2	11:36:20.606	1:19.515	+1.477	26.697	23.863	28.955	2	11:36:20.606	1:19.515				
3	11:37:39.836	1:19.230	+1.192	26.954	23.935	28.341	3	11:37:39.836	1:19.230				
4	11:38:59.140	1:19.304	+1.266	26.871	23.892	28.541	4	11:38:59.140	1:19.304				
5	11:40:17.728	1:18.588	+0.550	26.710	23.755	28.123	5	11:40:17.728	1:18.588				
6	11:41:35.851	1:18.123	+0.085	26.832	23.316	27.975	6	11:41:35.851	1:18.123				
7	11:42:54.141	1:18.290	+0.252	26.713	23.450	28.127	7	11:42:54.141	1:18.290				
8	11:44:12.179	1:18.038		26.509	23.241	28.288	8	11:44:12.179	1:18.038				
9	11:45:31.227	1:19.048	+1.010	26.878	23.498	28.672	9	11:45:31.227	1:19.048				
(625) Marc Berteaux (M)													
1	11:35:05.019	1:25.988	+8.657	29.766	25.443	30.779	1	11:35:05.019	1:25.988				
2	11:36:25.595	1:20.576	+3.245	27.020	23.563	29.993	2	11:36:25.595	1:20.576				
3	11:37:45.731	1:20.136	+2.805	27.981	23.604	28.551	3	11:37:45.731	1:20.136				
4	11:39:04.930	1:19.199	+1.868	26.987	23.732	28.480	4	11:39:04.930	1:19.199				
5	11:40:23.820	1:18.890	+1.559	26.907	23.446	28.537	5	11:40:23.820	1:18.890				
6	11:41:42.285	1:18.465	+1.134	26.967	23.255	28.243	6	11:41:42.285	1:18.465				
7	11:43:00.203	1:17.918	+0.587	26.935	23.342	27.641	7	11:43:00.203	1:17.918				
8	11:44:17.562	1:17.359	+0.028	26.399	23.041	27.919	8	11:44:17.562	1:17.359				
9	11:45:34.893	1:17.331		26.466	22.933	27.932	9	11:45:34.893	1:17.331				
(624) Haralds Garkaklis													
1	11:35:03.822	1:25.668	+7.821	29.802	25.796	30.070	1	11:35:03.822	1:25.668				
2	11:36:25.931	1:22.109	+4.262	28.072	24.359	29.678	2	11:36:25.931	1:22.109				
3	11:37:45.857	1:19.926	+2.079	27.276	23.544	29.106	3	11:37:45.857	1:19.926				
4	11:39:04.900	1:19.043	+1.196	26.992	23.669	28.382	4	11:39:04.900	1:19.043				
5	11:40:23.383	1:18.483	+0.636	26.697	23.499	28.287	5	11:40:23.383	1:18.483				
6	11:41:41.571	1:18.188	+0.341	26.545	23.317	28.326	6	11:41:41.571	1:18.188				
7	11:42:59.418	1:17.847		26.454	23.401	27.992	7	11:42:59.418	1:17.847				
8	11:44:18.097	1:18.679	+0.832	26.573	23.748	28.358	8	11:44:18.097	1:18.679				
9	11:45:37.463	1:19.366	+1.519	26.719	23.714	28.933	9	11:45:37.463	1:19.366				
(654) Alessio Curto													
1	11:35:04.869	1:25.726	+7.692	30.007	25.438	30.281	1	11:35:04.869	1:25.726				
2	11:36:26.737	1:21.868	+3.834	28.422	24.565	28.881	2	11:36:26.737	1:21.868				
3	11:37:47.075	1:20.338	+2.304	27.430	23.949	28.959	3	11:37:47.075	1:20.338				
4	11:39:06.589	1:19.514	+1.480	27.269	23.718	28.527	4	11:39:06.589	1:19.514				
5	11:40:25.110	1:18.521	+0.487	26.682	23.483	28.356	5	11:40:25.110	1:18.521				
6	11:41:43.385	1:18.275	+0.241	26.567	23.611	28.097	6	11:41:43.385	1:18.275				
7	11:43:01.440	1:18.055	+0.021	26.523	23.560	27.972	7	11:43:01.440	1:18.055				
8	11:44:19.474	1:18.034		26.439	23.513	28.082	8	11:44:19.474	1:18.034				
9	11:45:37.587	1:18.113	+0.079	26.439	23.419	28.255	9	11:45:37.587	1:18.113				





Rotax Euro Challenge Salbris/France

Rotax DD2

Salbris 1,477 Km

RACE 6 Qualifying Heat 2 C-D

-NEW.

04.04.2015 11:50

Race (9 Laps) started at 11:56:08

Pos	No.	Name	Nat.	Chassis	Race Team	Laps	Total Tm	Diff	Best Tm	In Lap	km/h	Points
1	660	Barrie Pullinger	GBR	FA Kart	Dan Holland Racing	9	11:34.116		1:16.039	7	69,927	0
2	639	Henrique Baptista	PRT	FA Kart	Dan Holland Racing	9	11:36.453	2.337	1:16.262	9	69,723	2
3	628	Paolo DeConto	ITA	CRG	CRG S.P.A.	9	11:36.726	2.610	1:15.915	9	70,041	3
4	657	Mats van den Brand	NLD	DR	VPDR	9	11:38.614	4.498	1:17.034	4	69,024	4
5	634	Oriol Dalmau	ESP	Tonykart	MDC Racing	9	11:41.727	7.611	1:16.652	7	69,368	5
6	649	Martins Lapins	LVA	Flandria Kart	Team Flandria Kart	9	11:49.845	15.729	1:17.453	6	68,651	6
7	646	Alexis Coursault	FRA	Birelart	Sologne Sport Tech	9	11:51.984	17.868	1:17.728	3	68,408	7
8	619	Marcel Schirmer	DEU	Tonykart	RS Competition	9	11:52.157	18.041	1:16.760	4	69,270	8
9	699	Geza Fodor (M)	HUN	Ricciardo Kart	Ricciardo/KMS	9	11:52.329	18.213	1:16.859	7	69,181	9
10	629	Igor Mukhin (M)	RUS	CRG	CRG S.P.A.	9	11:54.023	19.907	1:17.540	7	68,574	10
11	652	Ilja Aloskins (M)	LVA	Sodikart	RB Sports	9	11:56.521	22.405	1:18.372	6	67,846	11
12	644	Dimitris Vasileris	GRC	Tonykart	Prt Motorsport	9	11:57.415	23.299	1:17.203	9	68,873	12
13	637	Max Hofer	AUT	Ricciardo Kart	Speedworld	9	11:57.820	23.704	1:17.206	9	68,870	13
14	658	Fabienne Lanz	ZAF	Formula K	Brand Racing	9	11:58.327	24.211	1:18.271	7	67,933	14
15	627	Kawase Tomokazu (M)	JPN	TBA	Uniq Racing Team	9	11:58.638	24.522	1:17.639	5	68,486	15
16	618	Philipp Seewer	CHE	Kosmic	Spirit Racing	9	12:01.484	27.368	1:17.438	4	68,664	16
17	650	Ronald Billings (M)	GBR	Tonykart	Screenvyn	9	12:04.940	30.824	1:18.720	7	67,546	17
18	656	Lorenzo van Riet	NLD	Formula K	Brand Racing	9	12:07.263	33.147	1:18.038	8	68,136	18
19	651	Steve Bull	GBR	Tonykart	Screenvyn	9	12:09.994	35.878	1:18.619	4	67,633	19
20	642	Ernests Veismanis	LVA	Tonykart	Jurmala/Papas Racing	8	11:55.756	1 Lap	1:18.943	5	67,355	20

Announcements

These results are provisional until the conclusion of any judicial and technical matters!

No. 618 time penalty 3 sec. / leaving corridor with 2 wheels

No. 646 warning board / time penalty 5 sec

No. 618 + 637 + 644 time penalty 10 sec. / overtaking under yellow

Margin of Victory	Ø km/h	Best Lap Tm	km/h	Best Lap by
2.337	68,944	1:15.915	70,041	628 - Paolo DeConto

Official Timing www.rgmmc.com

Orbits

Timekeeping M. Wagner:

Clerk of the course Thomas Lainer:

www.mylaps.com

Steward Horst Seidel:

Chief Scrutineer Paul Klaassen:

Licensed to: Motorsport Events

Printed: 04.04.2015 13:40:17

posted at:

h



Rotax Euro Challenge Salbris/France

Rotax DD2

Salbris 1,477 Km

RACE 6 Qualifying Heat 2 C-D

04.04.2015 11:50

Race (9 Laps) started at 11:56:08

Lap	Time of Day	Lap Tm	Diff	S1 Tm	S2 Tm	S3 Tm	Lap	Time of Day	Lap Tm	Diff	S1 Tm	S2 Tm	S3 Tm
(629) Igor Mukhin (M)													
1	11:57:31.948	1:22.584	+5.044	30.219	23.992	28.373	1	11:57:45.705	1:35.785	+17.166	44.070	23.566	28.149
2	11:58:54.969	1:23.021	+5.481	27.068	27.416	28.537	2	11:59:05.250	1:19.545	+0.926	26.657	24.198	28.690
3	12:00:13.718	1:18.749	+1.209	27.154	23.445	28.150	3	12:00:23.902	1:18.652	+0.033	26.955	23.503	28.194
4	12:01:32.673	1:18.955	+1.415	26.566	23.622	28.767	4	12:01:42.521	1:18.619		26.817	23.677	28.125
5	12:02:50.661	1:17.988	+0.448	26.624	23.186	28.178	5	12:03:01.430	1:18.909	+0.290	27.073	23.683	28.153
6	12:04:08.497	1:17.836	+0.296	27.079	23.152	27.605	6	12:04:20.376	1:18.946	+0.327	26.877	23.914	28.155
7	12:05:26.037	1:17.540		26.195	23.367	27.978	7	12:05:40.438	1:20.062	+1.443	27.653	23.995	28.414
8	12:06:44.437	1:18.400	+0.860	26.639	23.507	28.254	8	12:06:59.553	1:19.115	+0.496	27.005	23.715	28.395
9	12:08:02.570	1:18.133	+0.593	26.688	22.938	28.507	9	12:08:18.541	1:18.988	+0.369	26.759	23.746	28.483
(651) Steve Bull													
1	11:57:33.515	1:23.854	+5.482	30.918	24.133	28.803	1	11:57:36.536	1:26.755	+7.812	34.155	23.988	28.612
2	11:58:52.964	1:19.449	+1.077	26.969	24.158	28.322	2	11:58:56.472	1:19.936	+0.993	26.862	24.130	28.944
3	12:00:12.252	1:19.288	+0.916	26.934	24.041	28.313	3	12:00:16.356	1:19.884	+0.941	28.156	23.645	28.083
4	12:01:31.675	1:19.423	+1.051	27.107	23.649	28.667	4	12:02:07.126	1:50.770	+31.827	27.052	55.333	28.385
5	12:02:50.184	1:18.509	+0.137	26.831	23.548	28.130	5	12:03:26.069	1:18.943		27.186	23.657	28.100
6	12:04:08.556	1:18.372		26.918	23.212	28.242	6	12:04:45.038	1:18.969	+0.026	27.232	23.936	27.801
7	12:05:27.885	1:19.329	+0.957	27.610	23.454	28.265	7	12:06:40.826	1:55.788	+36.845	27.625	23.758	1:04.405
8	12:06:46.366	1:18.481	+0.109	27.065	23.374	28.042	8	12:08:04.303	1:23.477	+4.534	26.954	23.775	32.748
9	12:08:05.068	1:18.702	+0.330	26.833	23.422	28.447							
(652) Ilja Aloskins (M)													
1	11:57:35.680	1:26.418	+8.147	32.510	24.917	28.991							
2	11:58:56.152	1:20.472	+2.201	26.801	24.402	29.269							
3	12:00:15.642	1:19.490	+1.219	26.980	23.839	28.671							
4	12:01:34.476	1:18.834	+0.563	26.764	23.793	28.277							
5	12:02:53.247	1:18.771	+0.500	26.687	23.876	28.208							
6	12:04:11.701	1:18.454	+0.183	26.524	23.710	28.220							
7	12:05:29.972	1:18.271		26.512	23.588	28.171							
8	12:06:48.479	1:18.507	+0.236	26.484	23.711	28.312							
9	12:08:06.874	1:18.395	+0.124	26.349	23.857	28.189							
(658) Fabienne Lanz													
1	11:57:33.762	1:23.626	+5.987	30.267	23.895	29.464							
2	11:58:55.432	1:21.670	+4.031	27.916	24.591	29.163							
3	12:00:17.700	1:22.268	+4.629	28.103	24.099	30.066							
4	12:01:36.598	1:18.898	+1.259	27.381	23.595	27.922							
5	12:02:54.237	1:17.639		26.825	23.027	27.787							
6	12:04:12.496	1:18.259	+0.620	26.966	23.373	27.920							
7	12:05:30.614	1:18.118	+0.479	26.749	23.189	28.180							
8	12:06:49.201	1:18.587	+0.948	26.712	23.296	28.579							
9	12:08:07.185	1:17.984	+0.345	26.830	23.235	27.919							
(627) Kawase Tomokazu (M)													
1	11:57:34.106	1:23.579	+4.859	30.387	24.312	28.880							
2	11:58:56.089	1:21.983	+3.263	27.823	24.732	29.428							
3	12:00:19.062	1:22.973	+4.253	30.457	23.973	28.543							
4	12:01:38.803	1:19.741	+1.021	27.146	24.029	28.566							
5	12:02:58.077	1:19.274	+0.554	26.779	23.888	28.607							
6	12:04:17.106	1:19.029	+0.309	26.678	23.750	28.601							
7	12:05:35.826	1:18.720		26.892	23.758	28.070							
8	12:06:54.588	1:18.762	+0.042	26.801	23.600	28.361							
9	12:08:13.487	1:18.899	+0.179	26.591	23.813	28.495							
(650) Ronald Billings (M)													
1	11:57:42.611	1:33.152	+15.114	31.970	27.257	33.925							
2	11:59:04.892	1:22.281	+4.243	28.874	24.173	29.234							
3	12:00:24.866	1:19.974	+1.936	27.368	23.997	28.609							
4	12:01:43.790	1:18.924	+0.886	27.174	23.554	28.196							
5	12:03:02.070	1:18.280	+0.242	26.773	23.323	28.184							
6	12:04:20.728	1:18.658	+0.620	26.554	23.654	28.450							
7	12:05:39.330	1:18.602	+0.564	27.230	23.482	27.890							
8	12:06:57.368	1:18.038		26.838	23.418	27.782							
9	12:08:15.810	1:18.442	+0.404	26.609	23.724	28.109							
(656) Lorenzo van Riet													
1	11:57:42.611	1:33.152	+15.114	31.970	27.257	33.925							
2	11:59:04.892	1:22.281	+4.243	28.874	24.173	29.234							
3	12:00:24.866	1:19.974	+1.936	27.368	23.997	28.609							
4	12:01:43.790	1:18.924	+0.886	27.174	23.554	28.196							
5	12:03:02.070	1:18.280	+0.242	26.773	23.323	28.184							
6	12:04:20.728	1:18.658	+0.620	26.554	23.654	28.450							
7	12:05:39.330	1:18.602	+0.564	27.230	23.482	27.890							
8	12:06:57.368	1:18.038		26.838	23.418	27.782							
9	12:08:15.810	1:18.442	+0.404	26.609	23.724	28.109							



Rotax Euro Challenge Salbris/France

Rotax DD2

Salbris 1,477 Km

RACE 11 Qualifying Heat 3 A-C

04.04.2015 14:40

Race (9 Laps) started at 14:43:31

Pos	No.	Name	Nat.	Chassis	Race Team	Laps	Total Tm	Diff	Best Tm	In Lap	km/h	Points
1	606	Anthony Abbasse	FRA	Sodikart	Sodikart	9	10:58.631		1:11.340	9	74,533	0
2	657	Mats van den Brand	NLD	DR	VPDR	9	10:59.825	1.194	1:12.085	8	73,763	2
3	613	Ferenc Kancsar	HUN	BirelART	BirelART/KMS	9	11:00.854	2.223	1:11.695	9	74,164	3
4	648	Roope Markkanen	FIN	Tonykart	VRT	9	11:01.683	3.052	1:11.583	9	74,280	4
5	619	Marcel Schirmer	DEU	Tonykart	RS Competition	9	11:01.982	3.351	1:12.303	8	73,541	5
6	649	Martins Lapins	LVA	Flandria Kart	Team Flandria Kart	9	11:02.494	3.863	1:11.982	9	73,868	6
7	656	Lorenzo van Riet	NLD	Formula K	Brand Racing	9	11:02.512	3.881	1:11.643	9	74,218	7
8	609	Kevin Ludi	CHE	Kosmic	Spirit Racing	9	11:03.498	4.867	1:12.894	8	72,944	8
9	629	Igor Mukhin (M)	RUS	CRG	CRG S.P.A.	9	11:03.570	4.939	1:11.862	8	73,992	9
10	637	Max Hofer	AUT	Ricciardo Kart	Speedworld	9	11:03.838	5.207	1:11.957	9	73,894	10
11	616	Luka Kamali	DEU	CRG	CRG S.P.A.	9	11:08.899	10.268	1:12.434	9	73,408	11
12	618	Philipp Seewer	CHE	Kosmic	Spirit Racing	9	11:09.769	11.138	1:12.904	9	72,934	12
13	641	Tamsin Germain (M)	GBR	CRG	DG Racing	9	11:10.486	11.855	1:12.615	9	73,225	13
14	625	Marc Berteaux (M)	FRA	Birel Art	Sologne Sport Tech	9	11:11.413	12.782	1:12.718	8	73,121	14
15	622	Marc Lupfer	DEU	Tonykart	Ratisbona Motorsport	9	11:11.606	12.975	1:12.458	9	73,383	15
16	655	Christophe Adams (M)	FRA	BirelArt	BirelART/KMS	9	11:12.462	13.831	1:12.368	9	73,474	16
17	652	Ilja Aloskins (M)	LVA	Sodikart	RB Sports	9	11:16.203	17.572	1:12.896	9	72,942	17
18	627	Kawase Tomokazu (M)	JPN	TBA	Uniq Racing Team	9	11:16.446	17.815	1:12.954	9	72,884	18
19	643	Marcel Steinert	DEU	Kosmic	Ratisbona Motorsport	9	11:47.588	48.957	1:11.869	9	73,985	19
20	658	Fabienne Lanz	ZAF	Formula K	Brand Racing	9	11:57.301	58.670	1:12.754	8	73,085	20

Announcements

These results are provisional until the conclusion of any judicial and technical matters!

Margin of Victory	Ø km/h	Best Lap Tm	km/h	Best Lap by
1.194	72,658	1:11.340	74,533	606 - Anthony Abbasse

Official Timing www.rgmmc.com

Orbits

Timekeeping M. Wagner:

Clerk of the course Thomas Lainer:

www.mylaps.com

Steward Horst Seidel:

Chief Scrutineer Paul Klaassen:

Licensed to: Motorsport Events

Printed: 04.04.2015 14:57:06

posted at:

h



Rotax Euro Challenge Salbris/France

Rotax DD2

Salbris 1,477 Km

RACE 11 Qualifying Heat 3 A-C

04.04.2015 14:40

Race (9 Laps) started at 14:43:31

Lap	Time of Day	Lap Tm	Diff	S1 Tm	S2 Tm	S3 Tm	Lap	Time of Day	Lap Tm	Diff	S1 Tm	S2 Tm	S3 Tm
(641) Tamsin Germain (M)							(643) Marcel Steinert						
1	14:44:50.307	1:18.330	+5.715	27.863	22.892	27.575	1	14:45:01.026	1:27.145	+15.276	30.534	25.778	30.833
2	14:46:06.247	1:15.940	+3.325	25.624	22.867	27.449	2	14:46:26.556	1:25.530	+13.661	32.368	24.517	28.645
3	14:47:21.296	1:15.049	+2.434	25.938	22.405	26.706	3	14:47:47.430	1:20.874	+9.005	28.366	23.777	28.731
4	14:48:35.480	1:14.184	+1.569	25.404	22.189	26.591	4	14:49:06.213	1:18.783	+6.914	27.151	23.364	28.268
5	14:49:49.417	1:13.937	+1.322	25.317	22.133	26.487	5	14:50:23.606	1:17.393	+5.524	26.434	23.071	27.888
6	14:51:02.918	1:13.501	+0.886	25.012	22.067	26.422	6	14:51:38.494	1:14.888	+3.019	25.647	22.511	26.730
7	14:52:15.910	1:12.992	+0.377	24.948	21.950	26.094	7	14:52:53.048	1:14.554	+2.685	25.602	22.233	26.719
8	14:53:28.969	1:13.059	+0.444	24.991	21.942	26.126	8	14:54:06.817	1:13.769	+1.900	24.887	22.400	26.482
9	14:54:41.584	1:12.615		24.712	21.575	26.328	9	14:55:18.686	1:11.869		24.309	21.514	26.046
(625) Marc Berteaux (M)							(658) Fabienne Lanz						
1	14:44:51.708	1:18.673	+5.955	28.273	23.021	27.379	1	14:45:37.079	2:05.036	+52.282	1:15.129	22.794	27.113
2	14:46:06.784	1:15.076	+2.358	25.770	22.342	26.964	2	14:46:52.086	1:15.007	+2.253	25.631	22.376	27.000
3	14:47:21.828	1:15.044	+2.326	25.760	22.502	26.782	3	14:48:07.058	1:14.972	+2.218	25.713	22.335	26.924
4	14:48:36.360	1:14.532	+1.814	25.574	22.215	26.743	4	14:49:21.595	1:14.537	+1.783	25.351	22.369	26.817
5	14:49:50.389	1:14.029	+1.311	25.086	22.244	26.699	5	14:50:35.619	1:14.024	+1.270	25.259	22.166	26.599
6	14:51:03.748	1:13.359	+0.641	24.976	21.974	26.409	6	14:51:49.637	1:14.018	+1.264	25.204	22.137	26.677
7	14:52:16.928	1:13.180	+0.462	25.065	21.964	26.151	7	14:53:02.607	1:12.970	+0.216	24.914	22.081	25.975
8	14:53:29.646	1:12.718		24.717	21.810	26.191	8	14:54:15.361	1:12.754		24.733	21.940	26.081
9	14:54:42.511	1:12.865	+0.147	24.719	21.845	26.301	9	14:55:28.399	1:13.038	+0.284	24.523	22.110	26.405
(622) Marc Lupfer							(655) Christophe Adams (M)						
1	14:44:51.067	1:18.303	+5.845	27.625	23.230	27.448	1	14:44:52.038	1:18.469	+6.101	27.967	23.256	27.246
2	14:46:07.320	1:16.253	+3.795	26.722	22.642	26.889	2	14:46:07.804	1:15.766	+3.398	26.025	22.927	26.814
3	14:47:22.732	1:15.412	+2.954	25.375	23.266	26.771	3	14:47:22.309	1:14.505	+2.137	25.337	22.422	26.746
4	14:48:37.113	1:14.381	+1.923	25.430	22.268	26.683	4	14:48:36.548	1:14.239	+1.871	25.382	22.360	26.497
5	14:49:50.942	1:13.829	+1.371	25.107	22.193	26.529	5	14:49:52.301	1:15.753	+3.385	25.264	23.968	26.521
6	14:51:04.422	1:13.480	+1.022	24.838	22.120	26.522	6	14:51:05.852	1:13.551	+1.183	25.207	22.040	26.304
7	14:52:17.438	1:13.016	+0.558	24.938	21.939	26.139	7	14:52:18.558	1:12.706	+0.338	24.926	21.793	25.987
8	14:53:30.246	1:12.808	+0.350	24.744	22.023	26.041	8	14:53:31.192	1:12.634	+0.266	24.962	21.806	25.866
9	14:54:42.704	1:12.458		24.752	21.635	26.071	9	14:54:43.560	1:12.368		24.784	21.683	25.901
(652) Ilja Aloskins (M)							(627) Kawase Tomokazu (M)						
1	14:44:51.614	1:18.857	+5.961	28.187	23.173	27.497	1	14:44:52.673	1:19.505	+6.551	28.546	23.377	27.582
2	14:46:08.417	1:16.803	+3.907	26.120	23.744	26.939	2	14:46:08.633	1:15.960	+3.006	25.903	23.127	26.930
3	14:47:23.421	1:15.004	+2.108	25.380	22.658	26.966	3	14:47:23.633	1:15.000	+2.046	25.679	22.518	26.803
4	14:48:38.160	1:14.739	+1.843	25.338	22.375	27.026	4	14:48:38.564	1:14.931	+1.977	25.464	22.260	27.207
5	14:49:53.631	1:15.471	+2.575	25.007	23.284	27.180	5	14:49:53.336	1:14.772	+1.818	25.103	23.081	26.588
6	14:51:07.797	1:14.166	+1.270	25.593	22.230	26.343	6	14:51:07.328	1:13.992	+1.038	25.652	21.802	26.538
7	14:52:21.501	1:13.704	+0.808	25.146	21.833	26.725	7	14:52:20.726	1:13.398	+0.444	25.073	22.035	26.290
8	14:53:34.405	1:12.904	+0.008	24.720	22.023	26.161	8	14:53:34.590	1:13.864	+0.910	25.091	21.994	26.779
9	14:54:47.301	1:12.896		24.686	21.794	26.416	9	14:54:47.544	1:12.954		25.002	21.987	25.965



Rotax Euro Challenge Salbris/France

Rotax DD2

Salbris 1,477 Km

RACE 12 Qualifying Heat 4 B-D

-NEW-

04.04.2015 15:00

Race (9 Laps) started at 15:03:59

Pos	No.	Name	Nat.	Chassis	Race Team	Laps	Total Tm	Diff	Best Tm	In Lap	km/h	Points
1	660	Barrie Pullinger	GBR	FA Kart	Dan Holland Racing	9	9:43.240		1:03.106	7	84,258	0
2	653	Henrijs Grube	LVA	Sodikart	RB Sports	9	9:47.898	4.658	1:03.530	6	83,696	2
3	605	Filippos Kalesis	GRC	Flandria Kart	Team Flandria Kart	9	9:53.094	9.854	1:02.854	8	84,596	3
4	639	Henrique Baptista	PRT	FA Kart	Dan Holland Racing	9	9:53.607	10.367	1:02.596	8	84,945	4
5	646	Alexis Coursault	FRA	Birelart	Sologne Sport Tech	9	9:56.805	13.565	1:03.498	9	83,738	5
6	662	Rasmus Markkanen	FIN	Tonykart	VRT	9	9:57.029	13.789	1:02.868	9	84,577	6
7	669	Constantin Schoell	AUT	Tonykart	Strawberry Racing	9	10:14.003	30.763	1:03.440	9	83,815	7
8	640	Sascha Pio Haida	DEU	Birelart	JLC Racing Team	9	10:14.502	31.262	1:04.230	9	82,784	8
9	615	Maxi Fleischmann	DEU	Praga	Rotax Praga Racing Team	9	10:14.649	31.409	1:03.897	9	83,215	9
10	645	Uldis Timaks (M)	LVA	Tonykart	Uldis Timaks	9	10:20.002	36.762	1:04.107	7	82,943	10
11	699	Geza Fodor (M)	HUN	Ricciardo Kart	Ricciardo/KMS	9	10:28.063	44.823	1:04.556	6	82,366	11
12	647	Arnaud Kozlinski	FRA	Sodikart	Sodikart	9	10:32.073	48.833	1:09.313	3	76,713	12
13	644	Dimitris Vasileris	GRC	Tonykart	Prt Motorsport	9	10:35.518	52.278	1:08.993	2	77,069	13
14	628	Paolo DeConto	ITA	CRG	CRG S.P.A.	9	10:37.484	54.244	1:08.717	2	77,378	14
15	642	Ernestis Veismanis	LVA	Tonykart	Jurmala/Papas Racing	9	10:52.446	1:09.206	1:10.021	2	75,937	15
16	650	Ronald Billings (M)	GBR	Tonykart	Screenvyn	8	9:43.332	1 Lap	1:11.703	2	74,156	16
17	651	Steve Bull	GBR	Tonykart	Screenvyn	8	9:43.574	1 Lap	1:11.334	8	74,539	17
18	634	Oriol Dalmau	ESP	Tonykart	MDC Racing	8	9:44.509	1 Lap	1:11.629	2	74,233	18
19	624	Haralds Garkaklis	LVA	Flandria Kart	Flandria Kart	3	3:34.597	6 Laps	1:09.208	2	76,829	19
Not classified												
EXC	654	Alessio Curto	DEU	Praga	Mtec Praga Racing	9	9:56.041	EXC	1:02.801	8	84,667	22

Announcements

These results are provisional until the conclusion of any judicial and technical matters!
 No. 654 exclusion from Heat B-D / technical non conformity

Margin of Victory	Ø km/h	Best Lap Tm	km/h	Best Lap by
4.658	82,050	1:02.596	84,945	639 - Henrique Baptista

Official Timing www.rgmmc.com

Orbits

Timekeeping M. Wagner:

Clerk of the course Thomas Lainer:

www.mylaps.com

Steward Horst Seidel:

Chief Scrutineer Paul Klaassen:

Licensed to: Motorsport Events

Printed: 04.04.2015 16:02:18

posted at:

h



Rotax Euro Challenge Salbris/France

Rotax DD2

Salbris 1,477 Km

RACE 12 Qualifying Heat 4 B-D

04.04.2015 15:00

Race (9 Laps) started at 15:03:59

Lap	Time of Day	Lap Tm	Diff	S1 Tm	S2 Tm	S3 Tm	Lap	Time of Day	Lap Tm	Diff	S1 Tm	S2 Tm	S3 Tm
(660) Barrie Pullinger							(662) Rasmus Markkanen						
1	15:05:12.237	1:12.016	+8.910	26.937	20.615	24.464	1	15:05:18.298	1:17.466	+14.598	26.404	26.871	24.191
2	15:06:18.469	1:06.232	+3.126	22.842	19.535	23.855	2	15:06:25.922	1:07.624	+4.756	22.050	21.297	24.277
3	15:07:21.883	1:03.414	+0.308	21.525	18.982	22.907	3	15:07:31.090	1:05.168	+2.300	22.294	19.371	23.503
4	15:08:25.363	1:03.480	+0.374	21.528	18.994	22.958	4	15:08:35.482	1:04.392	+1.524	22.260	19.126	23.006
5	15:09:28.808	1:03.445	+0.339	21.396	19.137	22.912	5	15:09:41.449	1:05.967	+3.099	23.140	19.786	23.041
6	15:10:31.916	1:03.108	+0.002	21.232	18.892	22.984	6	15:10:45.322	1:03.873	+1.005	21.881	19.063	22.929
7	15:11:35.022	1:03.106		21.304	19.017	22.785	7	15:11:48.305	1:02.983	+0.115	21.233	18.895	22.855
8	15:12:38.413	1:03.391	+0.285	21.236	19.078	23.077	8	15:12:53.829	1:05.524	+2.656	21.147	18.919	25.458
9	15:13:42.908	1:04.495	+1.389	21.335	19.092	24.068	9	15:13:56.697	1:02.868		21.473	18.716	22.679

(653) Henrijs Grube							(669) Constantin Schoell						
1	15:05:11.744	1:10.906	+7.376	26.189	20.124	24.593	1	15:05:14.165	1:14.334	+10.894	23.485	20.122	30.727
2	15:06:17.698	1:05.954	+2.424	22.108	19.917	23.929	2	15:06:20.507	1:06.342	+2.902	22.248	19.619	24.475
3	15:07:21.717	1:04.019	+0.489	21.757	19.058	23.204	3	15:07:27.331	1:06.824	+3.384	22.409	20.904	23.511
4	15:08:26.435	1:04.718	+1.188	21.548	20.180	22.990	4	15:08:31.468	1:04.137	+0.697	21.963	19.066	23.108
5	15:09:30.252	1:03.817	+0.287	21.350	19.206	23.261	5	15:09:52.496	1:21.028	+17.588	21.278	19.018	40.732
6	15:10:33.782	1:03.530		21.399	19.104	23.027	6	15:11:00.751	1:08.255	+4.815	22.683	21.201	24.371
7	15:11:38.198	1:04.416	+0.886	21.963	19.192	23.261	7	15:12:04.919	1:04.168	+0.728	21.313	19.435	23.420
8	15:12:43.050	1:04.852	+1.322	21.559	19.954	23.339	8	15:13:10.231	1:05.312	+1.872	22.544	19.672	23.096
9	15:13:47.566	1:04.516	+0.986	21.747	19.369	23.400	9	15:14:13.671	1:03.440		21.317	19.189	22.934

(605) Filippos Kalesis							(640) Sascha Pio Haida						
1	15:05:14.398	1:13.950	+11.096	26.631	21.127	26.192	1	15:05:18.430	1:17.213	+12.983	27.520	21.161	28.532
2	15:06:23.679	1:09.281	+6.427	23.824	21.108	24.349	2	15:06:28.181	1:09.751	+5.521	22.934	21.686	25.131
3	15:07:29.616	1:05.937	+3.083	21.958	19.782	24.197	3	15:07:36.648	1:08.467	+4.237	23.917	20.652	23.898
4	15:08:34.932	1:05.316	+2.462	21.834	20.287	23.195	4	15:08:45.042	1:08.394	+4.164	23.160	20.724	24.510
5	15:09:40.080	1:05.148	+2.294	22.917	19.257	22.974	5	15:09:52.020	1:06.978	+2.748	22.832	20.301	23.845
6	15:10:43.693	1:03.613	+0.759	21.477	19.163	22.973	6	15:10:58.342	1:06.322	+2.092	22.907	19.984	23.431
7	15:11:46.601	1:02.908	+0.054	21.152	18.911	22.845	7	15:12:05.182	1:06.840	+2.610	21.903	21.034	23.903
8	15:12:49.455	1:02.854		21.169	18.962	22.723	8	15:13:09.940	1:04.758	+0.528	21.871	19.464	23.423
9	15:13:52.762	1:03.307	+0.453	21.223	19.041	23.043	9	15:14:14.170	1:04.230		21.408	19.124	23.698

(639) Henrique Baptista							(615) Maxi Fleischmann						
1	15:05:15.881	1:15.854	+13.258	25.979	20.327	29.548	1	15:05:14.890	1:13.498	+9.601	26.464	21.922	25.112
2	15:06:24.097	1:08.216	+5.620	22.703	20.843	24.670	2	15:06:27.086	1:12.196	+8.299	23.429	23.899	24.868
3	15:07:30.549	1:06.452	+3.856	23.462	19.583	23.407	3	15:07:34.460	1:07.374	+3.477	23.697	19.514	24.163
4	15:08:35.626	1:05.077	+2.481	22.843	19.347	22.887	4	15:08:40.916	1:06.456	+2.559	23.244	19.425	23.787
5	15:09:39.773	1:04.147	+1.551	22.046	19.218	22.883	5	15:09:52.233	1:11.317	+7.420	23.072	20.034	28.211
6	15:10:44.151	1:04.378	+1.782	21.226	19.354	23.798	6	15:11:01.077	1:08.844	+4.947	22.780	21.564	24.500
7	15:11:47.106	1:02.955	+0.359	21.155	18.995	22.805	7	15:12:05.692	1:04.615	+0.718	21.539	19.780	23.296
8	15:12:49.702	1:02.596		21.124	18.911	22.561	8	15:13:10.420	1:04.728	+0.831	21.577	19.550	23.601
9	15:13:53.275	1:03.573	+0.977	21.177	19.060	23.336	9	15:14:14.317	1:03.897		21.496	19.268	23.133

(654) Alessio Curto							(645) Uldis Timaks (M)						
1	15:05:15.421	1:13.535	+10.734	27.030	21.156	25.349	1	15:05:16.723	1:14.923	+10.816	28.115	21.960	24.848
2	15:06:24.285	1:08.864	+6.063	23.103	21.465	24.296	2	15:06:32.687	1:15.964	+11.857	23.490	28.382	24.092
3	15:07:32.317	1:08.032	+5.231	24.545	19.552	23.935	3	15:07:40.747	1:08.060	+3.953	23.573	19.855	24.632
4	15:08:38.198	1:05.881	+3.080	21.967	20.379	23.535	4	15:08:47.762	1:07.015	+2.908	23.185	20.409	23.421
5	15:09:41.673	1:03.475	+0.674	21.304	19.123	23.048	5	15:09:53.622	1:05.860	+1.753	22.581	19.975	23.304
6	15:10:46.188	1:04.515	+1.714	22.756	18.893	22.866	6	15:11:02.203	1:08.581	+4.474	22.236	21.124	25.221
7	15:11:49.658	1:03.470	+0.689	21.243	19.136	23.091	7	15:12:06.310	1:04.107		21.545	19.620	22.942
8	15:12:52.459	1:02.801		21.142	18.826	22.833	8	15:13:10.627	1:04.317	+0.210	21.549	19.770	22.998
9	15:13:55.709	1:03.250	+0.449	21.059	19.111	23.080	9	15:14:19.670	1:09.043	+4.936	22.144	19.170	27.729

(646) Alexis Coursault							(699) Geza Fodor (M)						
1	15:05:11.059	1:10.801	+7.303	26.625	20.118	24.058	1	15:05:37.532	1:35.776	+31.220	51.396	20.473	23.907
2	15:06:18.806	1:07.747	+4.249	22.081	21.103	24.563	2	15:06:43.378	1:05.846	+1.290	22.124	19.878	23.844
3	15:07:26.061	1:07.255	+3.757	23.071	20.515	23.669	3	15:07:49.757	1:06.379	+1.823	22.706	19.522	24.151
4	15:08:30.474	1:04.413	+0.915	21.618	19.596	23.199	4	15:08:55.768	1:06.011	+1.455	22.297	19.630	24.084
5	15:09:40.138	1:09.664	+6.166	21.311	19.472	28.881	5	15:10:02.138	1:06.370	+1.814	22.064	20.698	23.608
6	15:10:44.454	1:04.316	+0.818	22.076	19.134	23.106	6	15:11:06.694	1:04.556		21.759	19.622	23.175
7	15:11:49.324	1:04.870	+1.372	22.879	19.133	22.858	7	15:12:11.294	1:04.600	+0.044	21.701	19.619	23.280
8	15:12:52.975	1:03.651	+0.153	21.257	18.959	23.435	8	15:13:20.733	1:09.439	+4.883	21.364	23.839	24.236
9	15:13:56.473	1:03.498		21.256	18.922	23.320	9	15:14:27.731	1:06.998	+2.442	22.098	21.243	23.657

Timekeeping M. Wagner:

Clerk of the course Thomas Lainer:

Steward Horst Seidel:

Chief Scrutineer Paul Klaassen:



Rotax Euro Challenge Salbris/France

Rotax DD2

Salbris 1,477 Km

RACE 12 Qualifying Heat 4 B-D

04.04.2015 15:00

Race (9 Laps) started at 15:03:59

Lap	Time of Day	Lap Tm	Diff	S1 Tm	S2 Tm	S3 Tm	Lap	Time of Day	Lap Tm	Diff	S1 Tm	S2 Tm	S3 Tm
(647) Arnaud Kozlinski							1	15:05:09.252	1:09.584	+0.271	23.600	20.992	24.992
2	15:06:19.531	1:10.279	+0.966	23.615	20.871	25.793	2	15:06:27.095	1:11.629		26.680	21.871	26.127
3	15:07:28.844	1:09.313		23.302	20.986	25.025	3	15:07:39.897	1:12.802	+1.173	24.499	21.392	25.738
4	15:08:39.432	1:10.588	+1.275	23.704	21.765	25.119	4	15:08:52.703	1:12.806	+1.177	25.246	21.679	25.877
5	15:09:50.325	1:10.893	+1.580	23.342	22.244	25.307	5	15:10:05.663	1:12.960	+1.331	24.576	22.111	26.119
6	15:11:02.318	1:11.993	+2.680	23.953	22.068	25.972	6	15:11:18.792	1:13.129	+1.500	24.487	22.396	26.077
7	15:12:12.111	1:09.793	+0.480	23.294	21.016	25.483	7	15:12:31.415	1:12.623	+0.994	24.940	22.064	26.125
8	15:13:21.597	1:09.486	+0.173	23.116	21.076	25.294	8	15:13:44.177	1:12.762	+1.133	24.499	21.861	26.263
9	15:14:31.741	1:10.144	+0.831	23.343	21.456	25.345	(624) Haralds Garkaklis						
(644) Dimitris Vasileris							1	15:05:14.518	1:13.590	+4.382	26.795	21.915	24.880
2	15:06:21.551	1:08.993		25.837	20.439	25.599	2	15:06:23.726	1:09.208		23.479	21.192	24.537
3	15:07:32.246	1:10.695	+1.702	23.359	21.368	25.968	3	15:07:34.265	1:10.539	+1.331	23.827	21.763	24.949
4	15:08:42.571	1:10.325	+1.332	23.757	21.111	25.457	(628) Paolo DeConto						
5	15:09:53.366	1:10.795	+1.802	23.708	21.415	25.672	1	15:05:11.860	1:11.804	+3.087	25.686	21.018	25.100
6	15:11:04.479	1:11.113	+2.120	24.570	21.226	25.317	2	15:06:20.577	1:08.717		23.314	20.682	24.721
7	15:12:15.026	1:10.547	+1.554	23.722	21.668	25.157	3	15:07:29.700	1:09.123	+0.406	23.299	20.890	24.934
8	15:13:25.250	1:10.224	+1.231	23.890	21.233	25.101	4	15:08:39.967	1:10.267	+1.550	23.642	21.323	25.302
9	15:14:35.186	1:09.936	+0.943	23.618	21.287	25.031	5	15:09:51.103	1:11.136	+2.419	24.230	21.412	25.494
(628) Paolo DeConto							6	15:11:03.000	1:11.897	+3.180	23.817	21.993	26.087
1	15:05:11.860	1:11.804	+3.087	25.686	21.018	25.100	7	15:12:14.626	1:11.626	+2.909	24.113	21.619	25.894
2	15:06:20.577	1:08.717		23.314	20.682	24.721	8	15:13:26.098	1:11.472	+2.755	24.197	21.866	25.409
3	15:07:29.700	1:09.123	+0.406	23.299	20.890	24.934	9	15:14:37.152	1:11.054	+2.337	23.809	21.588	25.657
4	15:08:39.967	1:10.267	+1.550	23.642	21.323	25.302	(642) Ernests Veismanis						
5	15:09:51.103	1:11.136	+2.419	24.230	21.412	25.494	1	15:05:14.777	1:13.909	+3.888	26.660	21.981	25.268
6	15:11:03.000	1:11.897	+3.180	23.817	21.993	26.087	2	15:06:24.798	1:10.021		23.389	21.708	24.924
7	15:12:14.626	1:11.626	+2.909	24.113	21.619	25.894	3	15:07:35.240	1:10.442	+0.421	24.110	20.977	25.355
8	15:13:26.098	1:11.472	+2.755	24.197	21.866	25.409	4	15:08:46.243	1:11.003	+0.982	23.645	21.692	25.666
9	15:14:37.152	1:11.054	+2.337	23.809	21.588	25.657	5	15:09:58.607	1:12.364	+2.343	24.645	21.968	25.751
(642) Ernests Veismanis							6	15:11:10.926	1:12.319	+2.298	24.574	22.044	25.701
1	15:05:14.777	1:13.909	+3.888	26.660	21.981	25.268	7	15:12:25.418	1:14.492	+4.471	24.398	22.552	27.542
2	15:06:24.798	1:10.021		23.389	21.708	24.924	8	15:13:38.986	1:13.568	+3.547	24.294	22.076	27.198
3	15:07:35.240	1:10.442	+0.421	24.110	20.977	25.355	9	15:14:52.114	1:13.128	+3.107	24.170	22.100	26.858
4	15:08:46.243	1:11.003	+0.982	23.645	21.692	25.666	(650) Ronald Billings (M)						
5	15:09:58.607	1:12.364	+2.343	24.645	21.968	25.751	1	15:05:16.185	1:14.590	+2.887	27.463	21.793	25.334
6	15:11:10.926	1:12.319	+2.298	24.574	22.044	25.701	2	15:06:27.888	1:11.703		23.949	21.451	26.303
7	15:12:25.418	1:14.492	+4.471	24.398	22.552	27.542	3	15:07:40.900	1:13.012	+1.309	24.540	21.954	26.518
8	15:13:38.986	1:13.568	+3.547	24.294	22.076	27.198	4	15:08:53.080	1:12.180	+0.477	24.065	21.898	26.217
9	15:14:52.114	1:13.128	+3.107	24.170	22.100	26.858	5	15:10:05.995	1:12.915	+1.212	24.459	22.600	25.856
(650) Ronald Billings (M)							6	15:11:18.999	1:13.004	+1.301	24.632	22.252	26.120
1	15:05:16.185	1:14.590	+2.887	27.463	21.793	25.334	7	15:12:31.012	1:12.013	+0.310	24.493	21.833	25.687
2	15:06:27.888	1:11.703		23.949	21.451	26.303	8	15:13:43.000	1:11.988	+0.285	24.133	21.868	25.987
3	15:07:40.900	1:13.012	+1.309	24.540	21.954	26.518	(651) Steve Bull						
4	15:08:53.080	1:12.180	+0.477	24.065	21.898	26.217	1	15:05:17.226	1:16.101	+4.767	27.936	22.249	25.916
5	15:10:05.995	1:12.915	+1.212	24.459	22.600	25.856	2	15:06:30.032	1:12.806	+1.472	23.984	21.671	27.151
6	15:11:18.999	1:13.004	+1.301	24.632	22.252	26.120	3	15:07:42.282	1:12.250	+0.916	24.288	21.539	26.423
7	15:12:31.012	1:12.013	+0.310	24.493	21.833	25.687	4	15:08:55.182	1:12.900	+1.566	24.548	22.058	26.294
8	15:13:43.000	1:11.988	+0.285	24.133	21.868	25.987	5	15:10:07.720	1:12.538	+1.204	24.207	21.912	26.419
(651) Steve Bull							6	15:11:19.242	1:11.522	+0.188	23.982	21.535	26.005
1	15:05:17.226	1:16.101	+4.767	27.936	22.249	25.916	7	15:12:31.908	1:12.666	+1.332	24.770	21.902	25.994
2	15:06:30.032	1:12.806	+1.472	23.984	21.671	27.151	8	15:13:43.242	1:11.334		24.011	21.611	25.712
3	15:07:42.282	1:12.250	+0.916	24.288	21.539	26.423	(634) Oriol Dalmou						
4	15:08:55.182	1:12.900	+1.566	24.548	22.058	26.294	1	15:05:17.226	1:16.101	+4.767	27.936	22.249	25.916
5	15:10:07.720	1:12.538	+1.204	24.207	21.912	26.419	2	15:06:30.032	1:12.806	+1.472	23.984	21.671	27.151
6	15:11:19.242	1:11.522	+0.188	23.982	21.535	26.005	3	15:07:42.282	1:12.250	+0.916	24.288	21.539	26.423
7	15:12:31.908	1:12.666	+1.332	24.770	21.902	25.994	4	15:08:55.182	1:12.900	+1.566	24.548	22.058	26.294
8	15:13:43.242	1:11.334		24.011	21.611	25.712	5	15:10:07.720	1:12.538	+1.204	24.207	21.912	26.419
(634) Oriol Dalmou							6	15:11:19.242	1:11.522	+0.188	23.982	21.535	26.005



Rotax Euro Challenge Salbris/France

Rotax DD2

Salbris 1,477 Km

RACE 17 Qualifying Heat 5 A-D

-NEW-

04.04.2015 17:10

Race (9 Laps) started at 17:13:05

Pos	No.	Name	Nat.	Chassis	Race Team	Laps	Total Tm	Diff	Best Tm	In Lap	km/h	Points
1	613	Ferenc Kancsar	HUN	BirelART	BirelART/KMS	9	9:10.427		1:00.656	7	87,662	0
2	606	Anthony Abbasse	FRA	Sodikart	Sodikart	9	9:12.602	2.175	1:00.539	5	87,831	2
3	639	Henrique Baptista	PRT	FA Kart	Dan Holland Racing	9	9:12.718	2.291	1:00.568	6	87,789	3
4	648	Roope Markkanen	FIN	Tonykart	VRT	9	9:13.417	2.990	1:00.515	6	87,866	4
5	609	Kevin Ludi	CHE	Kosmic	Spirit Racing	9	9:13.526	3.099	1:00.332	5	88,132	5
6	660	Barrie Pullinger	GBR	FA Kart	Dan Holland Racing	9	9:15.063	4.636	1:00.747	4	87,530	6
7	616	Luka Kamali	DEU	CRG	CRG S.P.A.	9	9:15.144	4.717	1:00.765	9	87,504	7
8	622	Marc Lupfer	DEU	Tonykart	Ratisbona Motorsport	9	9:17.267	6.840	1:00.951	7	87,237	8
9	641	Tamsin Germain (M)	GBR	CRG	DG Racing	9	9:17.589	7.162	1:00.948	6	87,242	9
10	646	Alexis Coursault	FRA	Birelart	Sologne Sport Tech	9	9:19.317	8.890	1:00.790	5	87,468	10
11	651	Steve Bull	GBR	Tonykart	Screenvyn	9	9:19.540	9.113	1:01.321	5	86,711	11
12	625	Marc Berteaux (M)	FRA	Birel Art	Sologne Sport Tech	9	9:19.739	9.312	1:01.154	5	86,948	12
13	634	Oriol Dalmau	ESP	Tonykart	MDC Racing	9	9:19.898	9.471	1:00.733	7	87,550	13
14	655	Christophe Adams (M)	FRA	BirelArt	BirelART/KMS	9	9:21.915	11.488	1:01.322	4	86,710	14
15	699	Geza Fodor (M)	HUN	Ricciardo Kart	Ricciardo/KMS	9	9:22.923	12.496	1:01.329	3	86,700	15
16	642	Ernestis Veismanis	LVA	Tonykart	Jurmala/Papas Racing	9	9:29.980	19.553	1:01.770	3	86,081	16
17	643	Marcel Steinert	DEU	Kosmic	Ratisbona Motorsport	9	9:32.465	22.038	1:02.294	8	85,357	17
18	650	Ronald Billings (M)	GBR	Tonykart	Screenvyn	9	9:33.052	22.625	1:02.296	6	85,354	18
19	628	Paolo DeConto	ITA	CRG	CRG S.P.A.	6	6:20.709	3 Laps	1:01.379	5	86,629	19
20	644	Dimitris Vasileris	GRC	Tonykart	Prt Motorsport		11.050	9 Laps		0	-	20

Announcements

These results are provisional until the conclusion of any judicial and technical matters!
 No. 644 time penalty 10 sec. / unfair driving

Margin of Victory	Ø km/h	Best Lap Tm	km/h	Best Lap by
2.175	86,941	1:00.332	88,132	609 - Kevin Ludi

Official Timing www.rgmmc.com

Orbits

Timekeeping M. Wagner:

Clerk of the course Thomas Lainer:

www.mylaps.com

Steward Horst Seidel:

Chief Scrutineer Paul Klaassen:

Licensed to: Motorsport Events

Printed: 04.04.2015 18:04:14

posted at:

h



Rotax Euro Challenge Salbris/France

Rotax DD2

Salbris 1,477 Km

RACE 17 Qualifying Heat 5 A-D

04.04.2015 17:10

Race (9 Laps) started at 17:13:05

Lap	Time of Day	Lap Tm	Diff	S1 Tm	S2 Tm	S3 Tm	Lap	Time of Day	Lap Tm	Diff	S1 Tm	S2 Tm	S3 Tm
(634) Oriol Dalmau							(628) Paolo DeConto						
1	17:14:16.404	1:09.618	+8.885	28.530	18.775	22.313	1	17:14:14.940	1:08.869	+7.490	23.104	23.061	22.704
2	17:15:18.225	1:01.821	+1.088	21.308	18.300	22.213	2	17:15:17.558	1:02.618	+1.239	22.107	18.419	22.092
3	17:16:19.715	1:01.490	+0.757	20.826	18.644	22.020	3	17:16:19.656	1:02.098	+0.719	21.536	18.347	22.215
4	17:17:20.970	1:01.255	+0.522	20.991	18.253	22.011	4	17:17:21.769	1:02.113	+0.734	21.875	18.218	22.020
5	17:18:22.108	1:01.138	+0.405	20.683	18.247	22.208	5	17:18:23.148	1:01.379		21.142	18.220	22.017
6	17:19:22.951	1:00.843	+0.110	20.585	18.214	22.044	6	17:19:26.288	1:03.140	+1.761	21.424	18.308	23.408
7	17:20:23.684	1:00.733		20.593	18.232	21.908							
8	17:21:24.660	1:00.976	+0.243	20.700	18.270	22.006							
9	17:22:25.477	1:00.817	+0.084	20.531	18.332	21.954							

Lap	Time of Day	Lap Tm	Diff	S1 Tm	S2 Tm	S3 Tm
(655) Christophe Adams (M)						
1	17:14:12.793	1:05.578	+4.256	23.538	19.171	22.869
2	17:15:14.991	1:02.198	+0.876	21.070	18.777	22.351
3	17:16:16.540	1:01.549	+0.227	20.791	18.515	22.243
4	17:17:17.862	1:01.322		20.722	18.398	22.202
5	17:18:19.300	1:01.438	+0.116	20.837	18.454	22.147
6	17:19:21.918	1:02.618	+1.296	21.653	18.685	22.280
7	17:20:23.501	1:01.583	+0.261	20.918	18.451	22.214
8	17:21:25.567	1:02.066	+0.744	21.313	18.519	22.234
9	17:22:27.494	1:01.927	+0.605	20.858	18.711	22.358

Lap	Time of Day	Lap Tm	Diff	S1 Tm	S2 Tm	S3 Tm
(699) Geza Fodor (M)						
1	17:14:14.272	1:06.456	+5.127	24.450	19.150	22.856
2	17:15:16.490	1:02.218	+0.889	21.187	18.647	22.384
3	17:16:17.819	1:01.329		20.713	18.323	22.293
4	17:17:19.814	1:01.995	+0.666	21.082	18.449	22.464
5	17:18:22.379	1:02.565	+1.236	21.313	18.603	22.649
6	17:19:23.881	1:01.502	+0.173	20.675	18.560	22.267
7	17:20:25.439	1:01.558	+0.229	20.758	18.526	22.274
8	17:21:27.022	1:01.583	+0.254	20.799	18.485	22.299
9	17:22:28.502	1:01.480	+0.151	20.869	18.489	22.122

Lap	Time of Day	Lap Tm	Diff	S1 Tm	S2 Tm	S3 Tm
(642) Ernests Veismanis						
1	17:14:16.273	1:09.157	+7.387	27.636	18.840	22.681
2	17:15:18.546	1:02.273	+0.503	21.501	18.586	22.186
3	17:16:20.316	1:01.770		20.763	18.690	22.317
4	17:17:23.434	1:03.118	+1.348	21.629	18.321	23.168
5	17:18:26.400	1:02.966	+1.196	21.265	19.265	22.436
6	17:19:28.387	1:01.987	+0.217	21.036	18.510	22.441
7	17:20:30.820	1:02.433	+0.663	21.157	18.491	22.785
8	17:21:32.942	1:02.122	+0.352	20.951	18.577	22.594
9	17:22:35.559	1:02.617	+0.847	21.147	18.834	22.636

Lap	Time of Day	Lap Tm	Diff	S1 Tm	S2 Tm	S3 Tm
(643) Marcel Steinert						
1	17:14:13.766	1:06.230	+3.936	23.638	19.170	23.422
2	17:15:17.117	1:03.351	+1.057	21.592	18.910	22.849
3	17:16:19.563	1:02.446	+0.152	21.181	18.667	22.598
4	17:17:24.055	1:04.492	+2.198	22.538	19.169	22.785
5	17:18:26.751	1:02.696	+0.402	21.422	18.659	22.615
6	17:19:29.739	1:02.988	+0.694	21.373	18.534	23.081
7	17:20:32.433	1:02.694	+0.400	21.217	18.719	22.758
8	17:21:34.727	1:02.294		21.029	18.616	22.649
9	17:22:38.044	1:03.317	+1.023	21.287	18.685	23.345

Lap	Time of Day	Lap Tm	Diff	S1 Tm	S2 Tm	S3 Tm
(650) Ronald Billings (M)						
1	17:14:14.881	1:07.330	+5.034	24.680	19.535	23.115
2	17:15:20.031	1:05.150	+2.854	23.250	18.968	22.932
3	17:16:23.709	1:03.678	+1.382	21.217	19.600	22.861
4	17:17:26.334	1:02.625	+0.329	21.269	18.667	22.689
5	17:18:28.831	1:02.497	+0.201	21.103	18.734	22.660
6	17:19:31.127	1:02.296		21.005	18.557	22.734
7	17:20:33.584	1:02.457	+0.161	21.080	18.647	22.730
8	17:21:36.183	1:02.599	+0.303	21.122	18.702	22.775
9	17:22:38.631	1:02.448	+0.152	21.038	18.700	22.710

Timekeeping M. Wagner: Clerk of the course Thomas Lainer:

Steward Horst Seidel: Chief Scrutineer Paul Klaassen:





Rotax Euro Challenge Salbris/France

Rotax DD2

Salbris 1,477 Km

RACE 18 Qualifying Heat 6 B-C

04.04.2015 17:30

Race (9 Laps) started at 17:33:21

Pos	No.	Name	Nat.	Chassis	Race Team	Laps	Total Tm	Diff	Best Tm	In Lap	km/h	Points
1	657	Mats van den Brand	NLD	DR	VPDR	9	9:11.820		1:00.780	6	87,483	0
2	662	Rasmus Markkanen	FIN	Tonykart	VRT	9	9:13.301	1.481	1:00.538	7	87,832	2
3	605	Filippos Kalesis	GRC	Flandria Kart	Team Flandria Kart	9	9:13.456	1.636	1:00.714	7	87,578	3
4	669	Constantin Schoell	AUT	Tonykart	Strawberry Racing	9	9:15.258	3.438	1:00.605	6	87,735	4
5	619	Marcel Schirmer	DEU	Tonykart	RS Competition	9	9:15.435	3.615	1:00.673	6	87,637	5
6	618	Philipp Seewer	CHE	Kosmic	Spirit Racing	9	9:17.351	5.531	1:00.974	8	87,204	6
7	658	Fabienne Lanz	ZAF	Formula K	Brand Racing	9	9:17.954	6.134	1:00.850	6	87,382	7
8	656	Lorenzo van Riet	NLD	Formula K	Brand Racing	9	9:18.062	6.242	1:00.641	6	87,683	8
9	637	Max Hofer	AUT	Ricciardo Kart	Speedworld	9	9:19.260	7.440	1:01.047	8	87,100	9
10	649	Martins Lapins	LVA	Flandria Kart	Team Flandria Kart	9	9:19.394	7.574	1:00.965	5	87,217	10
11	629	Igor Mukhin (M)	RUS	CRG	CRG S.P.A.	9	9:19.575	7.755	1:01.070	8	87,067	11
12	653	Henrijs Grube	LVA	Sodikart	RB Sports	9	9:20.256	8.436	1:01.098	8	87,027	12
13	615	Maxi Fleischmann	DEU	Praga	Rotax Praga Racing Team	9	9:20.585	8.765	1:00.924	8	87,276	13
14	627	Kawase Tomokazu (M)	JPN	TBA	Uniq Racing Team	9	9:21.309	9.489	1:01.091	8	87,037	14
15	640	Sascha Pio Haida	DEU	Birelart	JLC Racing Team	9	9:23.167	11.347	1:01.284	7	86,763	15
16	654	Alessio Curto	DEU	Praga	Mtec Praga Racing	9	9:23.267	11.447	1:01.009	7	87,154	16
17	652	Ilja Aloskins (M)	LVA	Sodikart	RB Sports	9	9:26.006	14.186	1:01.722	6	86,148	17
18	645	Uldis Timaks (M)	LVA	Tonykart	Uldis Timaks	9	9:26.141	14.321	1:01.545	9	86,395	18
19	624	Haralds Garkaklis	LVA	Flandria Kart	Flandria Kart	4	4:19.601	5 Laps	1:02.624	2	84,907	19
20	647	Arnaud Kozlinski	FRA	Sodikart	Sodikart					0	-	20

Announcements

These results are provisional until the conclusion of any judicial and technical matters!

Margin of Victory	Ø km/h	Best Lap Tm	km/h	Best Lap by
1.481	86,722	1:00.538	87,832	662 - Rasmus Markkanen

Official Timing www.rgmmc.com

Orbits

Timekeeping M. Wagner:

Clerk of the course Thomas Lainer:

www.mylaps.com

Steward Horst Seidel:

Chief Scrutineer Paul Klaassen:

Licensed to: Motorsport Events

Printed: 04.04.2015 17:44:32

posted at: h



Rotax Euro Challenge Salbris/France

Rotax DD2

Salbris 1,477 Km

RACE 18 Qualifying Heat 6 B-C

04.04.2015 17:30

Race (9 Laps) started at 17:33:21

Lap	Time of Day	Lap Tm	Diff	S1 Tm	S2 Tm	S3 Tm	Lap	Time of Day	Lap Tm	Diff	S1 Tm	S2 Tm	S3 Tm
(657) Mats van den Brand							(658) Fabienne Lanz						
1	17:34:24.707	1:03.630	+2.850	22.337	18.853	22.440	1	17:34:27.595	1:05.952	+5.102	24.871	18.711	22.370
2	17:35:26.292	1:01.585	+0.805	20.720	18.633	22.232	2	17:35:30.159	1:02.564	+1.714	21.374	18.684	22.506
3	17:36:27.361	1:01.069	+0.289	20.683	18.275	22.111	3	17:36:31.635	1:01.476	+0.626	20.849	18.464	22.163
4	17:37:28.361	1:01.000	+0.220	20.652	18.301	22.047	4	17:37:32.740	1:01.105	+0.255	20.768	18.294	22.043
5	17:38:29.325	1:00.964	+0.184	20.564	18.305	22.095	5	17:38:33.855	1:01.115	+0.265	20.737	18.342	22.036
6	17:39:30.105	1:00.780		20.562	18.240	21.978	6	17:39:34.705	1:00.850		20.643	18.250	21.957
7	17:40:30.887	1:00.782	+0.002	20.581	18.172	22.029	7	17:40:36.219	1:01.514	+0.664	21.037	18.349	22.128
8	17:41:31.798	1:00.911	+0.131	20.614	18.236	22.061	8	17:41:37.503	1:01.284	+0.434	20.805	18.352	22.127
9	17:42:32.827	1:01.029	+0.249	20.580	18.258	22.191	9	17:42:38.961	1:01.458	+0.608	20.760	18.354	22.344
(662) Rasmus Markkanen							(656) Lorenzo van Riet						
1	17:34:25.625	1:04.182	+3.644	22.674	19.086	22.422	1	17:34:29.049	1:06.847	+6.206	25.146	18.924	22.777
2	17:35:26.849	1:01.224	+0.686	20.605	18.340	22.279	2	17:35:30.897	1:01.848	+1.207	20.948	18.481	22.419
3	17:36:27.867	1:01.018	+0.480	20.595	18.251	22.172	3	17:36:32.384	1:01.487	+0.846	21.088	18.478	21.921
4	17:37:29.576	1:01.709	+1.171	20.494	18.913	22.302	4	17:37:33.657	1:01.273	+0.632	20.759	18.521	21.993
5	17:38:30.849	1:01.273	+0.735	20.627	18.625	22.021	5	17:38:34.476	1:00.819	+0.178	20.725	18.200	21.894
6	17:39:31.476	1:00.627	+0.089	20.432	18.194	22.001	6	17:39:35.117	1:00.641		20.492	18.230	21.919
7	17:40:32.014	1:00.538		20.423	18.185	21.930	7	17:40:36.853	1:01.736	+1.095	21.427	18.336	21.973
8	17:41:32.867	1:00.853	+0.315	20.557	18.291	22.005	8	17:41:37.841	1:00.988	+0.347	20.597	18.317	22.074
9	17:42:34.308	1:01.441	+0.903	20.520	18.709	22.212	9	17:42:39.069	1:01.228	+0.587	20.560	18.317	22.351
(605) Filippos Kalesis							(637) Max Hofer						
1	17:34:25.731	1:04.363	+3.649	22.646	19.327	22.390	1	17:34:26.541	1:04.977	+3.930	23.315	18.859	22.803
2	17:35:27.072	1:01.341	+0.627	20.788	18.406	22.147	2	17:35:28.112	1:01.571	+0.524	20.928	18.375	22.268
3	17:36:28.133	1:01.061	+0.347	20.712	18.303	22.046	3	17:36:29.683	1:01.571	+0.524	21.159	18.217	22.195
4	17:37:29.212	1:01.079	+0.365	20.650	18.309	22.120	4	17:37:31.792	1:02.109	+1.062	20.773	19.096	22.240
5	17:38:30.222	1:01.010	+0.296	20.640	18.276	22.094	5	17:38:32.982	1:01.190	+0.143	20.753	18.271	22.166
6	17:39:31.104	1:00.882	+0.168	20.632	18.227	22.023	6	17:39:34.566	1:01.584	+0.537	20.765	18.402	22.417
7	17:40:31.818	1:00.714		20.496	18.249	21.969	7	17:40:37.229	1:02.663	+1.616	21.996	18.506	22.161
8	17:41:32.605	1:00.787	+0.073	20.597	18.214	21.976	8	17:41:38.276	1:01.047		20.583	18.241	22.223
9	17:42:34.463	1:01.858	+1.144	20.693	18.999	22.166	9	17:42:40.267	1:01.991	+0.944	20.993	18.445	22.553
(669) Constantin Schoell							(649) Martins Lapins						
1	17:34:26.260	1:05.108	+4.503	22.716	19.780	22.612	1	17:34:27.034	1:05.615	+4.650	24.095	18.823	22.697
2	17:35:27.562	1:01.302	+0.697	20.690	18.317	22.295	2	17:35:30.268	1:03.234	+2.269	21.785	18.871	22.578
3	17:36:28.508	1:00.946	+0.341	20.630	18.160	22.156	3	17:36:31.897	1:01.629	+0.664	21.025	18.353	22.251
4	17:37:29.763	1:01.255	+0.650	20.557	18.284	22.414	4	17:37:33.064	1:01.167	+0.202	20.849	18.305	22.013
5	17:38:31.114	1:01.351	+0.746	20.660	18.656	22.035	5	17:38:34.029	1:00.965		20.645	18.353	21.967
6	17:39:31.719	1:00.605		20.443	18.121	22.041	6	17:39:35.014	1:00.985	+0.020	20.730	18.304	21.951
7	17:40:32.555	1:00.836	+0.231	20.544	18.199	22.093	7	17:40:36.479	1:01.465	+0.500	21.021	18.251	22.193
8	17:41:33.500	1:00.945	+0.340	20.641	18.199	22.105	8	17:41:38.117	1:01.638	+0.673	20.714	18.736	22.188
9	17:42:36.265	1:02.765	+2.160	20.921	19.173	22.671	9	17:42:40.401	1:02.284	+1.319	21.399	18.413	22.472
(619) Marcel Schirmer							(629) Igor Mukhin (M)						
1	17:34:24.436	1:03.429	+2.756	22.252	18.708	22.469	1	17:34:28.323	1:06.480	+5.410	24.964	18.865	22.651
2	17:35:26.475	1:02.039	+1.366	20.866	18.891	22.282	2	17:35:30.438	1:02.115	+1.045	21.028	18.699	22.388
3	17:36:27.592	1:01.117	+0.444	20.622	18.284	22.211	3	17:36:32.151	1:01.713	+0.643	21.012	18.364	22.337
4	17:37:29.340	1:01.748	+1.075	20.641	18.710	22.397	4	17:37:33.557	1:01.406	+0.336	20.755	18.525	22.126
5	17:38:31.472	1:02.132	+1.459	20.673	19.373	22.086	5	17:38:35.331	1:01.774	+0.704	21.066	18.539	22.169
6	17:39:32.145	1:00.673		20.567	18.203	21.903	6	17:39:36.512	1:01.181	+0.111	20.721	18.394	22.066
7	17:40:32.849	1:00.704	+0.031	20.552	18.187	21.965	7	17:40:37.654	1:01.142	+0.072	20.690	18.423	22.029
8	17:41:33.632	1:00.783	+0.110	20.580	18.222	21.981	8	17:41:38.724	1:01.070		20.641	18.413	22.016
9	17:42:36.442	1:02.810	+2.137	20.838	19.198	22.774	9	17:42:40.582	1:01.858	+0.788	20.835	18.571	22.452
(618) Philipp Seewer							(653) Henrijs Grube						
1	17:34:26.733	1:05.395	+4.421	23.035	19.222	23.138	1	17:34:26.898	1:05.282	+4.184	23.696	18.765	22.821
2	17:35:28.219	1:01.486	+0.512	21.001	18.261	22.224	2	17:35:31.159	1:04.261	+3.163	22.313	19.158	22.790
3	17:36:29.839	1:01.620	+0.646	21.235	18.273	22.112	3	17:36:33.253	1:02.094	+0.996	21.031	18.541	22.522
4	17:37:31.624	1:01.785	+0.811	20.751	18.858	22.176	4	17:37:34.867	1:01.614	+0.516	21.107	18.352	22.155
5	17:38:32.818	1:01.194	+0.220	20.671	18.381	22.142	5	17:38:36.281	1:01.414	+0.316	20.887	18.445	22.082
6	17:39:34.603	1:01.785	+0.811	20.789	18.681	22.315	6	17:39:37.505	1:01.224	+0.126	20.781	18.337	22.106
7	17:40:35.896	1:01.293	+0.319	20.831	18.233	22.229	7	17:40:38.898	1:01.393	+0.295	20.893	18.323	22.177
8	17:41:36.870	1:00.974		20.720	18.151	22.103	8	17:41:39.996	1:01.098		20.713	18.330	22.055
9	17:42:38.358	1:01.488	+0.514	20.884	18.299	22.305	9	17:42:41.263	1:01.267	+0.169	20.717	18.338	22.212



Rotax Euro Challenge Salbris/France

Rotax DD2

Salbris 1,477 Km

RACE 18 Qualifying Heat 6 B-C

04.04.2015 17:30

Race (9 Laps) started at 17:33:21

Lap	Time of Day	Lap Tm	Diff	S1 Tm	S2 Tm	S3 Tm	Lap	Time of Day	Lap Tm	Diff	S1 Tm	S2 Tm	S3 Tm
(615) Maxi Fleischmann							(624) Haralds Garkaklis						
1	17:34:29.282	1:06.785	+5.861	25.263	18.984	22.538	1	17:34:27.500		+2.905	24.370	18.728	22.431
2	17:35:31.839	1:02.557	+1.633	21.346	18.672	22.539	2	17:35:30.124	1:02.624		21.416	18.675	22.533
3	17:36:33.559	1:01.720	+0.796	21.205	18.382	22.133	3	17:36:33.209	1:03.085	+0.461	21.815	18.618	22.652
4	17:37:35.001	1:01.442	+0.518	20.937	18.438	22.067	4	17:37:40.608	1:07.399	+4.775	22.372	18.443	26.584
5	17:38:36.429	1:01.428	+0.504	21.139	18.295	21.994							
6	17:39:38.206	1:01.777	+0.853	21.282	18.421	22.074							
7	17:40:39.561	1:01.355	+0.431	20.881	18.376	22.098							
8	17:41:40.485	1:00.924		20.651	18.302	21.971							
9	17:42:41.592	1:01.107	+0.183	20.818	18.294	21.995							
(627) Kawase Tomokazu (M)													
1	17:34:30.340	1:07.469	+6.378	25.560	19.333	22.576							
2	17:35:32.440	1:02.100	+1.009	21.167	18.723	22.210							
3	17:36:33.854	1:01.414	+0.323	21.051	18.294	22.069							
4	17:37:35.130	1:01.276	+0.185	20.800	18.414	22.062							
5	17:38:36.569	1:01.439	+0.348	21.232	18.246	21.961							
6	17:39:37.766	1:01.197	+0.106	21.086	18.204	21.907							
7	17:40:39.313	1:01.547	+0.456	21.251	18.271	22.025							
8	17:41:40.404	1:01.091		20.767	18.238	22.086							
9	17:42:42.316	1:01.912	+0.821	21.190	18.687	22.035							
(640) Sascha Pio Haida													
1	17:34:30.171	1:07.732	+6.448	25.538	19.256	22.938							
2	17:35:32.641	1:02.470	+1.186	21.123	19.089	22.258							
3	17:36:34.274	1:01.633	+0.349	20.906	18.580	22.147							
4	17:37:35.795	1:01.521	+0.237	20.893	18.369	22.259							
5	17:38:37.126	1:01.331	+0.047	20.806	18.359	22.166							
6	17:39:39.114	1:01.988	+0.704	20.850	18.939	22.199							
7	17:40:40.398	1:01.284		20.760	18.291	22.233							
8	17:41:41.954	1:01.556	+0.272	20.886	18.385	22.285							
9	17:42:44.174	1:02.220	+0.936	21.160	18.657	22.403							
(654) Alessio Curto													
1	17:34:31.082	1:07.967	+6.958	25.512	19.192	23.263							
2	17:35:33.200	1:02.118	+1.109	20.967	18.589	22.562							
3	17:36:35.472	1:02.272	+1.263	20.902	18.781	22.589							
4	17:37:37.451	1:01.979	+0.970	21.255	18.478	22.246							
5	17:38:39.022	1:01.571	+0.562	20.747	18.593	22.231							
6	17:39:40.032	1:01.010	+0.001	20.662	18.243	22.105							
7	17:40:41.041	1:01.009		20.562	18.287	22.160							
8	17:41:42.125	1:01.084	+0.075	20.663	18.341	22.080							
9	17:42:44.274	1:02.149	+1.140	21.054	18.704	22.391							
(652) Ilja Aloskins (M)													
1	17:34:29.008	1:06.651	+4.929	24.579	19.159	22.913							
2	17:35:31.758	1:02.750	+1.028	21.522	18.560	22.668							
3	17:36:35.221	1:03.463	+1.741	21.801	18.940	22.722							
4	17:37:37.101	1:01.880	+0.158	21.003	18.475	22.402							
5	17:38:39.540	1:02.439	+0.717	21.057	18.991	22.391							
6	17:39:41.262	1:01.722		20.826	18.533	22.363							
7	17:40:43.171	1:01.909	+0.187	20.936	18.553	22.420							
8	17:41:45.089	1:01.918	+0.196	20.971	18.512	22.435							
9	17:42:47.013	1:01.924	+0.202	20.888	18.519	22.517							
(645) Uldis Timaks (M)													
1	17:34:30.255	1:07.227	+5.682	24.836	19.690	22.701							
2	17:35:33.035	1:02.780	+1.235	21.583	18.687	22.510							
3	17:36:35.315	1:02.280	+0.735	20.900	18.812	22.568							
4	17:37:37.742	1:02.427	+0.882	21.548	18.589	22.290							
5	17:38:39.907	1:02.165	+0.620	21.121	18.540	22.504							
6	17:39:41.540	1:01.633	+0.088	20.771	18.487	22.375							
7	17:40:43.985	1:02.445	+0.900	20.895	19.104	22.446							
8	17:41:45.603	1:01.618	+0.073	20.976	18.433	22.209							
9	17:42:47.148	1:01.545		20.814	18.406	22.325							



Rotax Euro Challenge

DD2

Salbris / France

Ranking after Heats

Pos.	No.	Firstname	Lastname	Nat.	Chassis	Race Team	QP	Points	Diff.	A-B	C-D	A-C	B-D	A-D	B-C
1	613	Ferenc	Kancsar	HUN	BirelART	BirelART/KMS	5	6		3	--	3	--	0	--
2	657	Mats	van den Brand	NLD	DR	VPDR	7	6	0	--	4	2	--	--	0
3	660	Barrie	Pullinger	GBR	FA Kart	Dan Holland Racing	12	6	0	--	0	--	0	6	--
4	606	Anthony	Abbasse	FRA	Sodikart	Sodikart	13	7	-1	5	--	0	--	2	--
5	639	Henrique	Baptista	PRT	FA Kart	Dan Holland Racing	4	9	-3	--	2	--	4	3	--
6	648	Roope	Markkanen	FIN	Tonykart	VRT	9	12	-6	4	--	4	--	4	--
7	609	Kevin	Ludi	CHE	Kosmic	Spirit Racing	1	13	-7	0	--	8	--	5	--
8	662	Rasmus	Markkanen	FIN	Tonykart	VRT	14	14	-8	6	--	--	6	--	2
9	605	Filippos	Kalesis	GRC	Flandria Kart	Team Flandria Kart	10	17	-11	11	--	--	3	--	3
10	619	Marcel	Schirmer	DEU	Tonykart	RS Competition	3	18	-12	--	8	5	--	--	5
11	669	Constantin	Schoell	AUT	Tonykart	Strawberry Racing	6	18	-12	7	--	--	7	--	4
12	649	Martins	Lapins	LVA	Flandria Kart	Team Flandria Kart	15	22	-16	--	6	6	--	--	10
13	646	Alexis	Coursault	FRA	Birelart	Sologne Sport Tech	16	22	-16	--	7	--	5	10	--
14	653	Henrijs	Grube	LVA	Sodikart	RB Sports	18	22	-16	8	--	--	2	--	12
15	616	Luka	Kamali	DEU	CRG	CRG S.P.A.	25	28	-22	10	--	11	--	7	--
16	629	Igor	Mukhin (M)	RUS	CRG	CRG S.P.A.	27	30	-24	--	10	9	--	--	11
17	615	Maxi	Fleischmann	DEU	Praga	Rotax Praga Racing Tea	30	31	-25	9	--	--	9	--	13
18	637	Max	Hofer	AUT	Ricciardo Kar	Speedworld	19	32	-26	--	13	10	--	--	9
19	656	Lorenzo	van Riet	NLD	Formula K	Brand Racing	31	33	-27	--	18	7	--	--	8
20	647	Arnaud	Kozlinski	FRA	Sodikart	Sodikart	2	34	-28	2	--	--	12	--	20
21	618	Philipp	Seewer	CHE	Kosmic	Spirit Racing	11	34	-28	--	16	12	--	--	6
22	641	Tamsin	Germain (M)	GBR	CRG	DG Racing	17	35	-29	13	--	13	--	9	--
23	699	Geza	Fodor (M)	HUN	Ricciardo Kar	Ricciardo/KMS	40	35	-29	--	9	--	11	15	--
24	628	Paolo	DeConto	ITA	CRG	CRG S.P.A.	8	36	-30	--	3	--	14	19	--
25	634	Oriol	Dalmau	ESP	Tonykart	MDC Racing	24	36	-30	--	5	--	18	13	--
26	622	Marc	Lupfer	DEU	Tonykart	Ratisbona Motorsport	21	37	-31	14	--	15	--	8	--
27	640	Sascha Pio	Haida	DEU	Birelart	JLC Racing Team	26	38	-32	15	--	--	8	--	15
28	658	Fabienne	Lanz	ZAF	Formula K	Brand Racing	23	41	-35	--	14	20	--	--	7

Position 1 -28 qualified for Prefinal

29	625	Marc	Berteaux (M)	FRA	Birel Art	Sologne Sport Tech	29	42	-36	16	--	14	--	12	--
30	655	Christophe	Adams (M)	FRA	BirelArt	BirelART/KMS	33	42	-36	12	--	16	--	14	--
31	644	Dimitris	Vasileris	GRC	Tonykart	Prt Motorsport	20	45	-39	--	12	--	13	20	--
32	652	Ilija	Aloskins (M)	LVA	Sodikart	RB Sports	35	45	-39	--	11	17	--	--	17
33	651	Steve	Bull	GBR	Tonykart	Screenvyn	32	47	-41	--	19	--	17	11	--
34	645	Uldis	Timaks (M)	LVA	Tonykart	Uldis Timaks	34	47	-41	19	--	--	10	--	18
35	627	Kawase	Tomokazu (M)	JPN	TBA	Uniq Racing Team	39	47	-41	--	15	18	--	--	14
36	642	Ernest	Veismanis	LVA	Tonykart	Jurmala/Papas Racing	28	51	-45	--	20	--	15	16	--
37	650	Ronald	Billings (M)	GBR	Tonykart	Screenvyn	36	51	-45	--	17	--	16	18	--
38	624	Haralds	Garkklis	LVA	Flandria Kart	Flandria Kart	22	55	-49	17	--	--	19	--	19
39	643	Marcel	Steinert	DEU	Kosmic	Ratisbona Motorsport	37	56	-50	20	--	19	--	17	--
40	654	Alessio	Curto	DEU	Praga	Mtec Praga Racing	38	56	-50	18	--	--	22	--	16

Announcements:

These results are provisional until the conclusion of any judicial and technical matters

Clerk of the course Thomas Lainer:

Stewards (Chairman) Horst Seidel:

Timekeeping M. Wagner:

Scrutineer Paul Klaassen:

Printed: 04.04.2015 18:11

Posted at: h

Rotax Euro Challenge
 Class: DD2
 Date/Time: 05.04.2015 11:00

Track: Salbris / France
 Heat: Second Chance Heat
 Laps: 9

Edition 1

33
31
29
27
25
23
21
19
17
15
13

17
16
15
14
13
12
11
10
9
8
7
6
5
4
3
2
1
Row

34
32
30
28
26
24
22
20
18
16
14

Marcel Steinert	643	Points 56 Quali Rank 37
-----------------	------------	----------------------------

Ronald Billings (M)	650	Points 51 Quali Rank 36
---------------------	------------	----------------------------

Kawase Tomokazu (M)	627	Points 47 Quali Rank 39
---------------------	------------	----------------------------

Steve Bull	651	Points 47 Quali Rank 32
------------	------------	----------------------------

Dimitris Vasileris	644	Points 45 Quali Rank 20
--------------------	------------	----------------------------

Marc Berteaux (M)	625	Points 42 Quali Rank 29
-------------------	------------	----------------------------

Alessio Curto	654	Points 56 Quali Rank 38
---------------	------------	----------------------------

Haralds Garkaklis	624	Points 55 Quali Rank 22
-------------------	------------	----------------------------

Ernests Veismanis	642	Points 51 Quali Rank 28
-------------------	------------	----------------------------

Uldis Timaks (M)	645	Points 47 Quali Rank 34
------------------	------------	----------------------------

Ilja Aloskins (M)	652	Points 45 Quali Rank 35
-------------------	------------	----------------------------

Christophe Adams (M)	655	Points 42 Quali Rank 33
----------------------	------------	----------------------------

Pole Position

Clerk of the course Thomas Lainer:
 Stewards (Chairman) Horst Seidel:

Scrutineer Paul Klaassen:
 Timekeeping M. Wagner:



Rotax Euro Challenge Salbris/France

Rotax DD2

Salbris 1,477 Km

Warm up qualified 29-62

05.04.2015 09:20

Practice (5:00 Time) started at 9:20:01

Pos	No.	Name	Nat.	Chassis	Race Team	Laps	Best Tm	Diff	Gap	In Lap	km/h
1	627	Kawase Tomokazu (M)	JPN	TBA	Uniq Racing Team	5	1:00.961			5	87,223
2	654	Alessio Curto	DEU	Praga	Mtec Praga Racing	4	1:01.275	0.314	0.314	4	86,776
3	644	Dimitris Vasileris	GRC	Tonykart	Prt Motorsport	3	1:01.384	0.423	0.109	3	86,622
4	624	Haralds Garkaklis	LVA	Flandria Kart	Flandria Kart	5	1:01.405	0.444	0.021	4	86,592
5	645	Uldis Timaks (M)	LVA	Tonykart	Uldis Timaks	5	1:01.863	0.902	0.458	4	85,951
6	655	Christophe Adams (M)	FRA	BirelArt	BirelART/KMS	5	1:01.954	0.993	0.091	5	85,825
7	651	Steve Bull	GBR	Tonykart	Screenvyn	5	1:01.996	1.035	0.042	4	85,767
8	642	Ernestis Veismanis	LVA	Tonykart	Jurmala/Papas Racing	5	1:02.339	1.378	0.343	5	85,295
9	652	Ilja Aloskins (M)	LVA	Sodikart	RB Sports	5	1:02.655	1.694	0.316	5	84,865
10	643	Marcel Steinert	DEU	Kosmic	Ratisbona Motorsport	4	1:03.199	2.238	0.544	4	84,134
11	650	Ronald Billings (M)	GBR	Tonykart	Screenvyn	4	1:03.622	2.661	0.423	4	83,575
12	625	Marc Berteaux (M)	FRA	Birel Art	Sologne Sport Tech	2	1:08.625	7.664	5.003	1	77,482



Rotax Euro Challenge Salbris/France

Rotax DD2

Salbris 1,477 Km

Warm up qualified 29-62

05.04.2015 09:20

Practice (5:00 Time) started at 9:20:01

Lap	Time of Day	Lap Tm	Diff	S1 Tm	S2 Tm	S3 Tm
(627) Kawase Tomokazu (M)						
1	9:21:51.456	1:07.430	+6.469	24.638	19.662	23.130
2	9:22:54.125	1:02.669	+1.708	21.433	18.762	22.474
3	9:23:55.822	1:01.697	+0.736	20.958	18.509	22.230
4	9:24:57.352	1:01.530	+0.569	20.844	18.429	22.257
5	9:25:58.313	1:00.961		20.708	18.143	22.110

Lap	Time of Day	Lap Tm	Diff	S1 Tm	S2 Tm	S3 Tm
(650) Ronald Billings (M)						
1	9:21:57.824	1:11.125	+7.503	25.207	21.187	24.731
2	9:23:02.967	1:05.143	+1.521	22.196	19.608	23.339
3	9:24:07.069	1:04.102	+0.480	21.453	19.171	23.478
4	9:25:10.691	1:03.622		21.327	18.896	23.399

Lap	Time of Day	Lap Tm	Diff	S1 Tm	S2 Tm	S3 Tm
(654) Alessio Curto						
1	9:21:53.217	1:08.747	+7.472	24.646	20.539	23.562
2	9:22:55.903	1:02.686	+1.411	21.450	18.708	22.528
3	9:23:57.918	1:02.015	+0.740	21.046	18.501	22.468
4	9:24:59.193	1:01.275		20.715	18.369	22.191

Lap	Time of Day	Lap Tm	Diff	S1 Tm	S2 Tm	S3 Tm
(625) Marc Berteaux (M)						
1	9:21:50.525	1:08.625		24.695	19.974	23.956
2	9:23:21.386	1:30.861	+22.236	21.570	44.263	25.028

Lap	Time of Day	Lap Tm	Diff	S1 Tm	S2 Tm	S3 Tm
(644) Dimitris Vasileris						
1	9:23:06.776	2:23.199	+1:21.815	25.099	21.411	1:36.689
2	9:24:11.435	1:04.659	+3.275	22.826	19.048	22.785
3	9:25:12.819	1:01.384		20.740	18.306	22.338

Lap	Time of Day	Lap Tm	Diff	S1 Tm	S2 Tm	S3 Tm
(624) Haralds Garkaklis						
1	9:21:43.056	1:05.046	+3.641	23.044	19.056	22.946
2	9:22:45.030	1:01.974	+0.569	20.910	18.549	22.515
3	9:23:46.635	1:01.605	+0.200	20.829	18.468	22.308
4	9:24:48.040	1:01.405		20.818	18.353	22.234
5	9:25:49.570	1:01.530	+0.125	20.835	18.376	22.319

Lap	Time of Day	Lap Tm	Diff	S1 Tm	S2 Tm	S3 Tm
(645) Uldis Timaks (M)						
1	9:21:53.026	1:09.352	+7.489	25.261	20.617	23.474
2	9:22:56.223	1:03.197	+1.334	21.603	18.972	22.622
3	9:23:59.359	1:03.136	+1.273	21.065	19.472	22.599
4	9:25:01.222	1:01.863		21.024	18.455	22.384
5	9:26:03.188	1:01.966	+0.103	20.967	18.577	22.422

Lap	Time of Day	Lap Tm	Diff	S1 Tm	S2 Tm	S3 Tm
(655) Christophe Adams (M)						
1	9:21:54.310	1:09.346	+7.392	25.032	20.333	23.981
2	9:22:57.341	1:03.031	+1.077	21.454	18.939	22.638
3	9:24:00.376	1:03.035	+1.081	21.017	18.827	23.191
4	9:25:02.417	1:02.041	+0.087	21.135	18.525	22.381
5	9:26:04.371	1:01.954		20.901	18.570	22.483

Lap	Time of Day	Lap Tm	Diff	S1 Tm	S2 Tm	S3 Tm
(651) Steve Bull						
1	9:21:51.025	1:07.667	+5.671	23.698	20.025	23.944
2	9:22:53.974	1:02.949	+0.953	21.366	18.845	22.738
3	9:23:56.393	1:02.419	+0.423	20.957	18.890	22.572
4	9:24:58.389	1:01.996		20.948	18.499	22.549
5	9:26:00.716	1:02.327	+0.331	20.879	18.758	22.690

Lap	Time of Day	Lap Tm	Diff	S1 Tm	S2 Tm	S3 Tm
(642) Ernests Veismanis						
1	9:21:46.771	1:07.451	+5.112	24.227	19.753	23.471
2	9:22:50.381	1:03.610	+1.271	21.748	18.917	22.945
3	9:23:53.264	1:02.883	+0.544	21.432	18.674	22.777
4	9:24:55.910	1:02.646	+0.307	21.082	18.574	22.990
5	9:25:58.249	1:02.339		21.294	18.534	22.511

Lap	Time of Day	Lap Tm	Diff	S1 Tm	S2 Tm	S3 Tm
(652) Ilja Aloskins (M)						
1	9:21:51.250	1:09.407	+6.752	25.004	20.125	24.278
2	9:22:55.569	1:04.319	+1.664	21.870	19.335	23.114
3	9:24:00.912	1:05.343	+2.688	21.344	20.654	23.345
4	9:25:03.966	1:03.054	+0.399	21.081	19.022	22.951
5	9:26:06.621	1:02.655		21.077	18.806	22.772

Lap	Time of Day	Lap Tm	Diff	S1 Tm	S2 Tm	S3 Tm
(643) Marcel Steinert						
1	9:21:55.089	1:09.996	+6.797	25.310	20.716	23.970
2	9:23:00.756	1:05.667	+2.468	22.929	19.565	23.173
3	9:24:07.595	1:06.839	+3.640	21.722	18.876	26.241
4	9:25:10.794	1:03.199		21.720	18.719	22.760

Timekeeping M. Wagner: Clerk of the course Thomas Lainer:

Steward Horst Seidel: Chief Scrutineer Paul Klaassen:

Printed: 05.04.2015 09:27:31 posted at: h





Rotax Euro Challenge Salbris/France

Rotax DD2 Salbris 1,477 Km

Warm up qualified 1-28 05.04.2015 09:50

Practice (5:00 Time) started at 9:50:00

Pos	No.	Name	Nat.	Chassis	Race Team	Laps	Best Tm	Diff	Gap	In Lap	km/h
1	613	Ferenc Kancsar	HUN	BirelART	BirelART/KMS	5	59.970			4	88,664
2	609	Kevin Ludi	CHE	Kosmic	Spirit Racing	5	1:00.026	0.056	0.056	5	88,582
3	647	Arnaud Kozlinski	FRA	Sodikart	Sodikart	5	1:00.028	0.058	0.002	4	88,579
4	619	Marcel Schirmer	DEU	Tonykart	RS Competition	5	1:00.058	0.088	0.030	5	88,534
5	606	Anthony Abbasse	FRA	Sodikart	Sodikart	5	1:00.118	0.148	0.060	4	88,446
6	648	Roope Markkanen	FIN	Tonykart	VRT	5	1:00.230	0.260	0.112	5	88,282
7	662	Rasmus Markkanen	FIN	Tonykart	VRT	5	1:00.234	0.264	0.004	5	88,276
8	660	Barrie Pullinger	GBR	FA Kart	Dan Holland Racing	4	1:00.332	0.362	0.098	3	88,132
9	605	Filippos Kalesis	GRC	Flandria Kart	Team Flandria Kart	4	1:00.349	0.379	0.017	3	88,108
10	656	Lorenzo van Riet	NLD	Formula K	Brand Racing	5	1:00.431	0.461	0.082	4	87,988
11	628	Paolo DeConto	ITA	CRG	CRG S.P.A.	5	1:00.450	0.480	0.019	5	87,960
12	657	Mats van den Brand	NLD	DR	VPDR	4	1:00.498	0.528	0.048	3	87,891
13	615	Maxi Fleischmann	DEU	Praga	Rotax Praga Racing Team	5	1:00.552	0.582	0.054	4	87,812
14	616	Luka Kamali	DEU	CRG	CRG S.P.A.	4	1:00.638	0.668	0.086	3	87,688
15	622	Marc Lupfer	DEU	Tonykart	Ratisbona Motorsport	5	1:00.717	0.747	0.079	5	87,573
16	634	Oriol Dalmau	ESP	Tonykart	MDC Racing	5	1:00.747	0.777	0.030	4	87,530
17	639	Henrique Baptista	PRT	FA Kart	Dan Holland Racing	4	1:00.765	0.795	0.018	4	87,504
18	649	Martins Lapins	LVA	Flandria Kart	Team Flandria Kart	4	1:00.833	0.863	0.068	3	87,407
19	618	Philipp Seewer	CHE	Kosmic	Spirit Racing	5	1:00.860	0.890	0.027	4	87,368
20	653	Henrijs Grube	LVA	Sodikart	RB Sports	5	1:00.888	0.918	0.028	5	87,328
21	629	Igor Mukhin (M)	RUS	CRG	CRG S.P.A.	4	1:01.057	1.087	0.169	4	87,086
22	640	Sascha Pio Haida	DEU	Birelart	JLC Racing Team	4	1:01.194	1.224	0.137	4	86,891
23	658	Fabienne Lanz	ZAF	Formula K	Brand Racing	4	1:01.337	1.367	0.143	4	86,688
24	646	Alexis Coursault	FRA	Birelart	Sologne Sport Tech	4	1:01.497	1.527	0.160	3	86,463
25	699	Geza Fodor (M)	HUN	Ricciardo Kart	Ricciardo/KMS	4	1:01.729	1.759	0.232	3	86,138
26	669	Constantin Schoell	AUT	Tonykart	Strawberry Racing	4	1:01.781	1.811	0.052	3	86,065
27	641	Tamsin Germain (M)	GBR	CRG	DG Racing	1	1:07.070	7.100	5.289	1	79,278
28	637	Max Hofer	AUT	Ricciardo Kart	Speedworld	1	1:10.833	10.863	3.763	1	75,067

Timekeeping M. Wagner: Clerk of the course Thomas Lainer:

Steward Horst Seidel: Chief Scrutineer Paul Klaassen:





Rotax Euro Challenge Salbris/France

Rotax DD2

Salbris 1,477 Km

Warm up qualified 1-28

05.04.2015 09:50

Practice (5:00 Time) started at 9:50:00

Lap	Time of Day	Lap Tm	Diff	S1 Tm	S2 Tm	S3 Tm	Lap	Time of Day	Lap Tm	Diff	S1 Tm	S2 Tm	S3 Tm
(613) Ferenc Kancsar													
1	9:51:57.328	1:03.700	+3.730	22.395	19.000	22.305	4	9:54:48.287	1:00.431		20.450	18.021	21.960
2	9:52:59.566	1:02.238	+2.268	20.736	19.405	22.097	5	9:55:48.891	1:00.604	+0.173	20.536	18.047	22.021
3	9:54:00.278	1:00.712	+0.742	20.503	18.335	21.874	(628) Paolo DeConto						
4	9:55:00.248	59.970		20.329	17.921	21.720	1	9:51:43.368	1:07.061	+6.611	24.146	19.697	23.218
5	9:56:00.264	1:00.016	+0.046	20.290	17.915	21.811	2	9:52:45.634	1:02.266	+1.816	21.489	18.356	22.421
(609) Kevin Ludi													
1	9:51:55.208	1:03.160	+3.134	21.863	18.779	22.518	3	9:53:46.313	1:00.679	+0.229	20.653	18.117	21.909
2	9:52:58.628	1:03.420	+3.394	21.795	19.336	22.289	4	9:54:46.914	1:00.601	+0.151	20.566	17.919	22.116
3	9:53:59.156	1:00.528	+0.502	20.527	18.097	21.904	5	9:55:47.364	1:00.450		20.698	17.915	21.837
4	9:54:59.479	1:00.323	+0.297	20.403	17.958	21.962	(657) Mats van den Brand						
5	9:55:59.505	1:00.026		20.229	17.939	21.858	1	9:52:14.387	1:04.659	+4.161	22.716	19.243	22.700
(647) Arnaud Kozlinski													
1	9:51:45.301	1:07.517	+7.489	24.782	19.841	22.894	2	9:53:15.258	1:00.871	+0.373	20.657	18.226	21.988
2	9:52:46.725	1:01.424	+1.396	20.868	18.351	22.205	3	9:54:15.756	1:00.498		20.362	18.051	22.085
3	9:53:47.149	1:00.424	+0.396	20.481	18.045	21.898	4	9:55:16.383	1:00.627	+0.129	20.342	18.114	22.171
4	9:54:47.177	1:00.028		20.357	17.877	21.794	(615) Maxi Fleischmann						
5	9:55:48.036	1:00.859	+0.831	20.870	18.116	21.873	1	9:51:52.762	1:09.020	+8.468	24.834	20.452	23.734
(619) Marcel Schirmer													
1	9:51:53.929	1:07.202	+7.144	23.734	19.875	23.593	2	9:52:55.725	1:02.963	+2.411	21.704	18.842	22.417
2	9:52:57.060	1:03.131	+3.073	22.255	18.646	22.230	3	9:53:56.685	1:00.960	+0.408	20.643	18.183	22.134
3	9:53:57.833	1:00.773	+0.715	20.609	18.187	21.977	4	9:54:57.237	1:00.552		20.448	18.073	22.031
4	9:54:58.245	1:00.412	+0.354	20.452	18.050	21.910	5	9:55:57.867	1:00.630	+0.078	20.566	18.008	22.056
5	9:55:58.303	1:00.058		20.317	17.960	21.781	(616) Luka Kamali						
(606) Anthony Abbasse													
1	9:51:52.862	1:03.431	+3.313	22.206	18.789	22.436	1	9:52:00.342	1:04.464	+3.826	22.830	19.138	22.496
2	9:52:54.091	1:01.229	+1.111	20.740	18.276	22.213	2	9:53:01.905	1:01.563	+0.925	20.846	18.578	22.139
3	9:53:54.232	1:00.141	+0.023	20.288	17.954	21.899	3	9:54:02.543	1:00.638		20.490	18.157	21.991
4	9:54:54.350	1:00.118		20.297	17.893	21.928	4	9:55:03.582	1:01.039	+0.401	20.926	18.224	21.889
5	9:55:54.590	1:00.240	+0.122	20.363	17.911	21.966	(622) Marc Lupfer						
(648) Roope Markkanen													
1	9:51:44.233	1:06.089	+5.859	23.857	19.138	23.094	1	9:51:49.357	1:07.387	+6.670	24.168	20.014	23.205
2	9:52:45.496	1:01.263	+1.033	20.976	18.201	22.086	2	9:52:54.467	1:05.110	+4.393	23.396	19.024	22.690
3	9:53:46.216	1:00.720	+0.490	20.666	18.016	22.038	3	9:53:55.672	1:01.205	+0.488	20.688	18.364	22.153
4	9:54:46.771	1:00.555	+0.325	20.817	17.817	21.817	4	9:54:56.510	1:00.838	+0.121	20.490	18.312	22.036
5	9:55:47.001	1:00.230		20.344	17.968	21.918	5	9:55:57.227	1:00.717		20.578	18.071	22.068
(662) Rasmus Markkanen													
1	9:51:44.750	1:05.871	+5.637	23.704	19.260	22.907	(634) Oriol Dalmau						
2	9:52:46.151	1:01.401	+1.167	20.983	18.313	22.105	1	9:51:46.119	1:07.253	+6.506	24.074	20.090	23.089
3	9:53:47.068	1:00.917	+0.683	20.653	18.218	22.046	2	9:52:47.744	1:01.625	+0.878	21.076	18.323	22.226
4	9:54:47.671	1:00.603	+0.369	20.680	18.056	21.867	3	9:53:48.510	1:00.766	+0.019	20.576	18.074	22.116
5	9:55:47.905	1:00.234		20.318	18.018	21.898	4	9:54:49.257	1:00.747		20.568	18.114	22.065
(660) Barrie Pullinger													
1	9:52:00.666	1:04.261	+3.929	22.487	19.234	22.540	5	9:55:50.074	1:00.817	+0.070	20.469	18.144	22.204
2	9:53:02.272	1:01.606	+1.274	20.787	18.455	22.364	(639) Henrique Baptista						
3	9:54:02.604	1:00.332		20.459	18.115	21.758	1	9:51:56.552	1:03.735	+2.970	22.237	18.907	22.591
4	9:55:03.185	1:00.581	+0.249	20.549	18.214	21.818	2	9:52:59.502	1:02.950	+2.185	20.948	19.510	22.492
(605) Filippos Kalesis													
1	9:51:59.125	1:03.513	+3.164	22.382	18.803	22.328	3	9:54:00.930	1:01.428	+0.663	20.425	18.247	22.756
2	9:53:01.183	1:02.058	+1.709	20.729	18.799	22.530	4	9:55:01.695	1:00.765		20.432	18.129	22.204
3	9:54:01.532	1:00.349		20.370	18.149	21.830	(649) Martins Lapins						
4	9:55:01.952	1:00.420	+0.071	20.516	18.075	21.829	1	9:51:58.997	1:04.477	+3.644	22.745	19.038	22.694
(656) Lorenzo van Riet													
1	9:51:45.524	1:06.294	+5.863	23.805	19.746	22.743	2	9:53:01.546	1:02.549	+1.716	21.127	18.841	22.581
2	9:52:47.122	1:01.598	+1.167	21.076	18.385	22.137	3	9:54:02.379	1:00.833		20.546	18.143	22.144
3	9:53:47.856	1:00.734	+0.303	20.580	18.153	22.001	4	9:55:03.752	1:01.373	+0.540	21.200	18.252	21.921
(618) Philipp Seewer													
1	9:51:49.650	1:06.876	+6.016	24.026	19.607	23.243	(653) Henrijs Grube						
2	9:52:53.266	1:03.616	+2.756	22.634	18.651	22.331	1	9:51:44.175	1:06.128	+5.240	23.477	19.522	23.129
3	9:53:54.138	1:00.872	+0.012	20.624	18.143	22.105	2	9:52:56.367	1:12.192	+11.304	21.446	27.989	22.757
4	9:54:54.998	1:00.860		20.720	18.119	22.021	3	9:53:57.686	1:01.319	+0.431	20.818	18.336	22.165
5	9:55:55.947	1:00.949	+0.089	20.717	18.110	22.122							

Timekeeping M. Wagner:

Clerk of the course Thomas Lainer:

Steward Horst Seidel:

Chief Scrutineer Paul Klaassen:





Rotax Euro Challenge Salbris/France

Rotax DD2

Salbris 1,477 Km

Warm up qualified 1-28

05.04.2015 09:50

Practice (5:00 Time) started at 9:50:00

Lap	Time of Day	Lap Tm	Diff	S1 Tm	S2 Tm	S3 Tm	Lap	Time of Day	Lap Tm	Diff	S1 Tm	S2 Tm	S3 Tm
4	9:54:58.850	1:01.164	+0.276	20.937	18.169	22.058							
5	9:55:59.738	1:00.888		20.514	18.081	22.293							
(629) Igor Mukhin (M)													
1	9:51:49.525	1:07.193	+6.136	24.192	19.733	23.268							
2	9:52:53.732	1:04.207	+3.150	22.550	18.978	22.679							
3	9:53:55.200	1:01.468	+0.411	20.930	18.464	22.074							
4	9:54:56.257	1:01.057		20.570	18.322	22.165							
(640) Sascha Pio Haida													
1	9:51:55.147	1:05.003	+3.809	22.884	19.331	22.788							
2	9:52:59.091	1:03.944	+2.750	22.068	19.405	22.471							
3	9:54:00.642	1:01.551	+0.357	20.747	18.724	22.080							
4	9:55:01.836	1:01.194		20.730	18.335	22.129							
(658) Fabienne Lanz													
1	9:51:48.777	1:07.727	+6.390	24.450	19.975	23.302							
2	9:53:08.188	1:19.411	+18.074	37.218	19.471	22.722							
3	9:54:09.935	1:01.747	+0.410	21.004	18.471	22.272							
4	9:55:11.272	1:01.337		20.720	18.305	22.312							
(646) Alexis Coursault													
1	9:52:04.106	1:06.130	+4.633	23.556	19.444	23.130							
2	9:53:06.258	1:02.152	+0.655	21.186	18.562	22.404							
3	9:54:07.755	1:01.497		20.772	18.501	22.224							
4	9:55:09.288	1:01.533	+0.036	20.958	18.257	22.318							
(699) Geza Fodor (M)													
1	9:52:02.968	1:07.360	+5.631	24.213	19.788	23.359							
2	9:53:05.861	1:02.893	+1.164	21.280	18.778	22.835							
3	9:54:07.590	1:01.729		20.985	18.402	22.342							
4	9:55:09.616	1:02.026	+0.297	21.413	18.294	22.319							
(669) Constantin Schoell													
1	9:51:53.858	1:10.489	+8.708	24.768	20.558	25.163							
2	9:53:12.290	1:18.432	+16.651	22.953	32.664	22.815							
3	9:54:14.071	1:01.781		21.144	18.386	22.251							
4	9:55:16.562	1:02.491	+0.710	21.363	18.592	22.536							
(641) Tamsin Germain (M)													
1	9:51:49.029	1:07.070		23.829	19.980	23.261							
(637) Max Hofer													
1	9:51:53.322	1:10.833		24.706	20.430	25.697							

Timekeeping M. Wagner:  Clerk of the course Thomas Lainer:

Steward Horst Seidel: Chief Scrutineer Paul Klaassen:



Rotax Euro Challenge Salbris/France

Rotax DD2

-NEW-

Salbris 1,477 Km

Second Chance Heat

05.04.2015 11:00

Race (9 Laps) started at 11:02:16

Pos	No.	Name	Nat.	Chassis	Race Team	Laps	Total Tm	Diff	Best Tm	In Lap	km/h	Points
1	624	Haralds Garkaklis	LVA	Flandria Kart	Flandria Kart	9	9:14.051		1:00.675	3	87,634	0
2	627	Kawase Tomokazu (M)	JPN	TBA	Uniq Racing Team	9	9:14.216	0.165	1:00.735	7	87,548	0
3	651	Steve Bull	GBR	Tonykart	Screenvyn	9	9:14.755	0.704	1:00.830	5	87,411	0
4	625	Marc Berteaux (M)	FRA	Birel Art	Sologne Sport Tech	9	9:19.092	5.041	1:01.070	7	87,067	0
5	644	Dimitris Vasileris	GRC	Tonykart	Prt Motorsport	9	9:19.600	5.549	1:00.337	4	88,125	0
6	654	Alessio Curto	DEU	Praga	Mtec Praga Racing	9	9:20.426	6.375	1:00.939	5	87,254	0
7	655	Christophe Adams (M)	FRA	BirelArt	BirelART/KMS	9	9:20.638	6.587	1:00.891	5	87,323	0
8	652	Ilja Aloskins (M)	LVA	Sodikart	RB Sports	9	9:22.109	8.058	1:01.428	5	86,560	0
9	650	Ronald Billings (M)	GBR	Tonykart	Screenvyn	9	9:27.710	13.659	1:01.938	7	85,847	0
10	645	Uldis Timaks (M)	LVA	Tonykart	Uldis Timaks	9	9:27.781	13.730	1:01.266	8	86,789	0
11	643	Marcel Steinert	DEU	Kosmic	Ratisbona Motorsport	9	9:31.534	17.483	1:02.243	4	85,426	0

Not classified

EXC	642	Ernestis Veismanis	LVA	Tonykart	Jurmala/Papas Racing	9	9:18.815	EXC	1:01.072	5	87,064	0
-----	-----	--------------------	-----	----------	----------------------	---	----------	-----	----------	---	--------	---

Announcements

These results are provisional until the conclusion of any judicial and technical matters!
 No. 642 exclusion from Prefinal / technical non conformity

Margin of Victory	Ø km/h	Best Lap Tm	km/h	Best Lap by
0.165	86,373	1:00.337	88,125	644 - Dimitris Vasileris

Official Timing www.rgmmc.com Orbits

Timekeeping M. Wagner:

Clerk of the course Thomas Lainer:

www.mylaps.com

Steward Horst Seidel:

Chief Scrutineer Paul Klaassen:

Licensed to: Motorsport Events

Printed: 05.04.2015 12:06:00

posted at: h



Rotax Euro Challenge Salbris/France

Rotax DD2

Salbris 1,477 Km

Second Chance Heat

05.04.2015 11:00

Race (9 Laps) started at 11:02:16

Lap	Time of Day	Lap Tm	Diff	S1 Tm	S2 Tm	S3 Tm	Lap	Time of Day	Lap Tm	Diff	S1 Tm	S2 Tm	S3 Tm
(624) Haralds Garkaklis							(654) Alessio Curto						
1	11:03:23.520	1:06.342	+5.667	24.942	18.933	22.467	1	11:03:24.458	1:07.036	+6.097	25.237	19.144	22.655
2	11:04:24.614	1:01.094	+0.419	20.693	18.233	22.168	2	11:04:27.786	1:03.328	+2.389	22.373	18.563	22.392
3	11:05:25.289	1:00.675		20.604	18.095	21.976	3	11:05:29.323	1:01.537	+0.598	20.867	18.391	22.279
4	11:06:26.152	1:00.863	+0.188	20.513	18.169	22.181	4	11:06:30.291	1:00.968	+0.029	20.621	18.205	22.142
5	11:07:26.864	1:00.712	+0.037	20.540	18.117	22.055	5	11:07:31.230	1:00.939		20.615	18.239	22.085
6	11:08:27.808	1:00.944	+0.269	20.695	18.162	22.087	6	11:08:32.580	1:01.350	+0.411	20.626	18.334	22.390
7	11:09:28.650	1:00.842	+0.167	20.577	18.147	22.118	7	11:09:34.517	1:01.937	+0.998	21.041	18.332	22.564
8	11:10:29.569	1:00.919	+0.244	20.637	18.184	22.098	8	11:10:35.705	1:01.188	+0.249	20.675	18.239	22.274
9	11:11:30.471	1:00.902	+0.227	20.677	18.161	22.064	9	11:11:36.846	1:01.141	+0.202	20.664	18.254	22.223
(627) Kawase Tomokazu (M)							(655) Christophe Adams (M)						
1	11:03:21.661	1:05.059	+4.324	23.406	18.774	22.879	1	11:03:25.241	1:08.753	+7.862	26.463	19.436	22.854
2	11:04:23.363	1:01.702	+0.967	21.125	18.349	22.228	2	11:04:27.607	1:02.366	+1.475	21.416	18.448	22.502
3	11:05:24.398	1:01.035	+0.300	20.763	18.189	22.083	3	11:05:29.598	1:01.991	+1.100	20.882	18.394	22.715
4	11:06:26.317	1:01.919	+1.184	20.809	18.644	22.466	4	11:06:31.047	1:01.449	+0.558	20.794	18.384	22.271
5	11:07:27.230	1:00.913	+0.178	20.672	18.178	22.063	5	11:07:31.938	1:00.891		20.656	18.181	22.054
6	11:08:28.108	1:00.878	+0.143	20.587	18.266	22.025	6	11:08:33.576	1:01.638	+0.747	21.110	18.409	22.119
7	11:09:28.843	1:00.735		20.495	18.157	22.083	7	11:09:35.009	1:01.433	+0.542	20.717	18.460	22.256
8	11:10:29.779	1:00.936	+0.201	20.738	18.152	22.046	8	11:10:36.091	1:01.082	+0.191	20.845	18.253	21.984
9	11:11:30.636	1:00.857	+0.122	20.639	18.189	22.029	9	11:11:37.058	1:00.967	+0.076	20.672	18.123	22.172
(651) Steve Bull							(652) Ilja Aloskins (M)						
1	11:03:21.803	1:05.296	+4.466	23.392	18.584	23.320	1	11:03:22.923	1:06.182	+4.754	24.073	19.320	22.789
2	11:04:23.604	1:01.801	+0.971	21.083	18.460	22.258	2	11:04:25.321	1:02.398	+0.970	20.801	18.541	23.056
3	11:05:24.594	1:00.990	+0.160	20.726	18.178	22.086	3	11:05:27.431	1:02.110	+0.682	20.913	18.489	22.708
4	11:06:25.914	1:01.320	+0.490	20.654	18.440	22.226	4	11:06:28.996	1:01.565	+0.137	20.841	18.383	22.341
5	11:07:26.744	1:00.830		20.452	18.177	22.201	5	11:07:30.424	1:01.428		20.711	18.405	22.312
6	11:08:28.255	1:01.511	+0.681	20.761	18.389	22.361	6	11:08:32.453	1:02.029	+0.601	21.239	18.392	22.398
7	11:09:29.157	1:00.902	+0.072	20.609	18.209	22.084	7	11:09:35.068	1:02.615	+1.187	21.707	18.278	22.630
8	11:10:30.151	1:00.994	+0.164	20.613	18.320	22.061	8	11:10:36.847	1:01.779	+0.351	20.953	18.491	22.335
9	11:11:31.175	1:01.024	+0.194	20.618	18.246	22.160	9	11:11:38.529	1:01.682	+0.254	20.807	18.511	22.364
(642) Ernests Veismanis							(650) Ronald Billings (M)						
1	11:03:23.781	1:06.750	+5.678	24.949	19.195	22.606	1	11:03:25.930	1:09.030	+7.092	25.383	20.387	23.260
2	11:04:25.467	1:01.686	+0.614	20.988	18.359	22.339	2	11:04:28.998	1:03.068	+1.130	21.587	18.722	22.759
3	11:05:27.062	1:01.595	+0.523	20.973	18.406	22.216	3	11:05:31.337	1:02.339	+0.401	21.016	18.486	22.837
4	11:06:28.501	1:01.439	+0.367	20.824	18.411	22.204	4	11:06:33.742	1:02.405	+0.467	21.055	18.533	22.817
5	11:07:29.573	1:01.072		20.695	18.270	22.107	5	11:07:36.043	1:02.301	+0.363	21.010	18.503	22.788
6	11:08:30.942	1:01.369	+0.297	20.866	18.274	22.229	6	11:08:38.065	1:02.022	+0.084	20.849	18.549	22.624
7	11:09:32.310	1:01.368	+0.296	20.876	18.285	22.207	7	11:09:40.003	1:01.938		20.814	18.602	22.522
8	11:10:33.843	1:01.533	+0.461	20.977	18.383	22.173	8	11:10:42.132	1:02.129	+0.191	20.873	18.590	22.666
9	11:11:35.235	1:01.392	+0.320	20.817	18.279	22.296	9	11:11:44.130	1:01.998	+0.060	20.904	18.423	22.671
(625) Marc Berteaux (M)							(645) Uldis Timaks (M)						
1	11:03:24.186	1:07.766	+6.696	25.399	18.968	23.399	1	11:03:24.325	1:07.428	+6.162	25.248	19.293	22.887
2	11:04:26.385	1:02.199	+1.129	20.998	18.525	22.676	2	11:04:34.225	1:09.900	+8.634	28.769	18.623	22.508
3	11:05:27.733	1:01.348	+0.278	20.683	18.287	22.378	3	11:05:35.736	1:01.511	+0.245	20.822	18.337	22.352
4	11:06:29.199	1:01.466	+0.396	20.824	18.239	22.403	4	11:06:37.034	1:01.298	+0.032	20.705	18.344	22.249
5	11:07:30.611	1:01.412	+0.342	20.821	18.346	22.245	5	11:07:38.487	1:01.453	+0.187	20.708	18.416	22.329
6	11:08:32.194	1:01.583	+0.513	20.952	18.344	22.287	6	11:08:39.764	1:01.277	+0.011	20.736	18.199	22.342
7	11:09:33.264	1:01.070		20.692	18.213	22.165	7	11:09:41.303	1:01.539	+0.273	20.981	18.385	22.173
8	11:10:34.340	1:01.076	+0.006	20.597	18.231	22.248	8	11:10:42.569	1:01.266		20.693	18.259	22.314
9	11:11:35.512	1:01.172	+0.102	20.776	18.188	22.208	9	11:11:44.201	1:01.632	+0.366	20.649	18.508	22.475
(644) Dimitris Vasileris							(643) Marcel Steinert						
1	11:03:28.796	1:06.246	+5.909	24.255	19.345	22.646	1	11:03:26.069	1:09.078	+6.835	25.999	19.871	23.208
2	11:04:30.034	1:01.238	+0.901	20.771	18.185	22.282	2	11:04:29.442	1:03.373	+1.130	21.893	18.884	22.596
3	11:05:30.910	1:00.876	+0.539	20.675	18.065	22.136	3	11:05:32.132	1:02.690	+0.447	21.777	18.456	22.457
4	11:06:31.247	1:00.337		20.487	18.002	21.848	4	11:06:34.375	1:02.243		21.387	18.377	22.479
5	11:07:32.145	1:00.898	+0.561	20.644	18.260	21.994	5	11:07:36.982	1:02.607	+0.364	21.389	18.686	22.532
6	11:08:33.112	1:00.967	+0.630	20.702	18.173	22.092	6	11:08:39.398	1:02.416	+0.173	21.473	18.521	22.422
7	11:09:34.328	1:01.216	+0.879	20.680	18.315	22.221	7	11:09:41.789	1:02.391	+0.148	21.721	18.409	22.261
8	11:10:35.230	1:00.902	+0.565	20.649	18.070	22.183	8	11:10:45.088	1:03.299	+1.056	21.614	18.987	22.698
9	11:11:36.020	1:00.790	+0.453	20.596	18.078	22.116	9	11:11:47.954	1:02.866	+0.623	21.643	18.571	22.652

Timekeeping M. Wagner:

Clerk of the course Thomas Lainer:

Steward Horst Seidel:

Chief Scrutineer Paul Klaassen:



Rotax Euro Challenge

Class: DD2

Date/Time: 05.04.2015 12:20

Track:

Heat:

Laps:

Salbris / France

Prefinal

13

Edition 1

Dimitris Vasileris	644	2nd Chance 5	17	Alessio Curto	654	2nd Chance 6
	33				34	
Steve Bull	651	2nd Chance 3	16	Marc Berteaux (M)	625	2nd Chance 4
	31				32	
Haralds Garkaklis	624	2nd Chance 1	15	Kawase Tomokazu (M)	627	2nd Chance 2
	29				30	
Sascha Pio Haida	640	Points 38 Quali Rank 26	14	Fabienne Lanz	658	Points 41 Quali Rank 23
	27				28	
Oriol Dalmau	634	Points 36 Quali Rank 24	13	Marc Lupfer	622	Points 37 Quali Rank 21
	25				26	
Geza Fodor (M)	699	Points 35 Quali Rank 40	12	Paolo DeConto	628	Points 36 Quali Rank 8
	23				24	
Philipp Seewer	618	Points 34 Quali Rank 11	11	Tamsin Germain (M)	641	Points 35 Quali Rank 17
	21				22	
Lorenzo van Riet	656	Points 33 Quali Rank 31	10	Arnaud Kozlinski	647	Points 34 Quali Rank 2
	19				20	
Maxi Fleischmann	615	Points 31 Quali Rank 30	9	Max Hofer	637	Points 32 Quali Rank 19
	17				18	
Luka Kamali	616	Points 28 Quali Rank 25	8	Igor Mukhin (M)	629	Points 30 Quali Rank 27
	15				16	
Alexis Coursault	646	Points 22 Quali Rank 16	7	Henrijs Grube	653	Points 22 Quali Rank 18
	13				14	
Constantin Schoell	669	Points 18 Quali Rank 6	6	Martins Lapins	649	Points 22 Quali Rank 15
	11				12	
Filippos Kalesis	605	Points 17 Quali Rank 10	5	Marcel Schirmer	619	Points 18 Quali Rank 3
	9				10	
Kevin Ludi	609	Points 13 Quali Rank 1	4	Rasmus Markkanen	662	Points 14 Quali Rank 14
	7				8	
Henrique Baptista	639	Points 9 Quali Rank 4	3	Roope Markkanen	648	Points 12 Quali Rank 9
	5				6	
Barrie Pullinger	660	Points 6 Quali Rank 12	2	Anthony Abbasse	606	Points 7 Quali Rank 13
	3				4	
Ferenc Kancsar	613	Points 6 Quali Rank 5	1	Mats van den Brand	657	Points 6 Quali Rank 7
	1		Row		2	

Pole Position

Clerk of the course Thomas Lainer:

Stewards (Chairman) Horst Seidel:

Scrutineer Paul Klaassen:

Timekeeping M. Wagner:



Rotax Euro Challenge Salbris/France

Rotax DD2

Salbris 1,477 Km

Pre-Final

05.04.2015 12:20

Race (13 Laps) started at 12:24:02

Pos	No.	Name	Nat.	Chassis	Race Team	Laps	Total Tm	Diff	Best Tm	In Lap	km/h	Points
1	613	Ferenc Kancsar	HUN	BirelART	BirelART/KMS	13	13:13.390		1:00.643	7	87,680	34
2	606	Anthony Abbasse	FRA	Sodikart	Sodikart	13	13:13.486	0.096	1:00.553	6	87,811	33
3	657	Mats van den Brand	NLD	DR	VPDR	13	13:14.470	1.080	1:00.473	9	87,927	32
4	609	Kevin Ludi	CHE	Kosmic	Spirit Racing	13	13:14.699	1.309	1:00.515	4	87,866	31
5	648	Roope Markkanen	FIN	Tonykart	VRT	13	13:14.973	1.583	1:00.470	7	87,931	30
6	639	Henrique Baptista	PRT	FA Kart	Dan Holland Racing	13	13:15.087	1.697	1:00.620	6	87,714	29
7	619	Marcel Schirmer	DEU	Tonykart	RS Competition	13	13:16.819	3.429	1:00.727	4	87,559	28
8	605	Filippos Kalesis	GRC	Flandria Kart	Team Flandria Kart	13	13:17.972	4.582	1:00.588	4	87,760	27
9	660	Barrie Pullinger	GBR	FA Kart	Dan Holland Racing	13	13:18.556	5.166	1:00.825	10	87,418	26
10	646	Alexis Coursault	FRA	Birelart	Sologne Sport Tech	13	13:19.351	5.961	1:00.656	6	87,662	25
11	647	Arnaud Kozlinski	FRA	Sodikart	Sodikart	13	13:19.751	6.361	1:00.448	9	87,963	24
12	662	Rasmus Markkanen	FIN	Tonykart	VRT	13	13:21.240	7.850	1:00.735	6	87,548	23
13	628	Paolo DeConto	ITA	CRG	CRG S.P.A.	13	13:23.585	10.195	1:00.525	6	87,851	22
14	653	Henrijs Grube	LVA	Sodikart	RB Sports	13	13:27.415	14.025	1:01.089	6	87,040	21
15	656	Lorenzo van Riet	NLD	Formula K	Brand Racing	13	13:27.524	14.134	1:00.846	9	87,388	20
16	618	Philipp Seewer	CHE	Kosmic	Spirit Racing	13	13:27.893	14.503	1:01.120	6	86,996	19
17	629	Igor Mukhin (M)	RUS	CRG	CRG S.P.A.	13	13:28.446	15.056	1:00.828	4	87,414	18
18	669	Constantin Schoell	AUT	Tonykart	Strawberry Racing	13	13:30.329	16.939	1:00.637	4	87,689	17
19	634	Oriol Dalmau	ESP	Tonykart	MDC Racing	13	13:30.812	17.422	1:01.083	4	87,049	16
20	615	Maxi Fleischmann	DEU	Praga	Rotax Praga Racing Team	13	13:31.149	17.759	1:01.056	10	87,087	15
21	649	Martins Lapins	LVA	Flandria Kart	Team Flandria Kart	13	13:36.371	22.981	1:01.235	4	86,833	14
22	616	Luka Kamali	DEU	CRG	CRG S.P.A.	13	13:36.457	23.067	1:01.218	3	86,857	13
23	654	Alessio Curto	DEU	Praga	Mtec Praga Racing	13	13:36.545	23.155	1:01.243	4	86,821	12
24	658	Fabienne Lanz	ZAF	Formula K	Brand Racing	13	13:36.611	23.221	1:01.139	9	86,969	11
25	644	Dimitris Vasileris	GRC	Tonykart	Prt Motorsport	13	13:36.870	23.480	1:01.262	9	86,794	10
26	622	Marc Lupfer	DEU	Tonykart	Ratisbona Motorsport	13	13:37.053	23.663	1:01.361	10	86,654	9
27	640	Sascha Pio Haida	DEU	Birelart	JLC Racing Team	13	13:37.242	23.852	1:01.277	5	86,773	8
28	637	Max Hofer	AUT	Ricciardo Kart	Speedworld	13	13:37.707	24.317	1:01.514	3	86,439	7
29	627	Kawase Tomokazu (M)	JPN	TBA	Uniq Racing Team	13	13:37.827	24.437	1:01.283	4	86,765	6
30	625	Marc Berteaux (M)	FRA	Birel Art	Sologne Sport Tech	13	13:38.137	24.747	1:01.297	4	86,745	5
31	651	Steve Bull	GBR	Tonykart	Screenvyn	13	13:39.765	26.375	1:01.513	4	86,440	4
32	699	Geza Fodor (M)	HUN	Ricciardo Kart	Ricciardo/KMS	13	13:43.981	30.591	1:02.084	10	85,645	3
33	641	Tamsin Germain (M)	GBR	CRG	DG Racing		1.755	13 Laps		0	-	2
34	624	Haralds Garkaklis	LVA	Flandria Kart	Flandria Kart		2.822	13 Laps		0	-	1

Announcements

These results are provisional until the conclusion of any judicial and technical matters!

No. 669 warning board / time penalty 5 sec

Margin of Victory	Ø km/h	Best Lap Tm	km/h	Best Lap by
0.096	87,124	1:00.448	87,963	647 - Arnaud Kozlinski

Official Timing www.rgmmc.com

Orbits

Timekeeping M. Wagner:

Clerk of the course Thomas Lainer:

www.mylaps.com

Steward Horst Seidel:

Chief Scrutineer Paul Klaassen:

Licensed to: Motorsport Events

Printed: 05.04.2015 13:05:50

posted at:

h



Rotax Euro Challenge Salbris/France

Rotax DD2

Salbris 1,477 Km

Pre-Final

05.04.2015 12:20

Race (13 Laps) started at 12:24:02

Lap	Time of Day	Lap Tm	Diff	S1 Tm	S2 Tm	S3 Tm	Lap	Time of Day	Lap Tm	Diff	S1 Tm	S2 Tm	S3 Tm
11	12:35:19.061	1:01.004	+0.179	20.698	18.215	22.091	2	12:26:10.365	1:01.949	+0.860	21.099	18.440	22.410
12	12:36:19.935	1:00.874	+0.049	20.566	18.252	22.056	3	12:27:11.647	1:01.282	+0.193	20.798	18.301	22.183
13	12:37:20.885	1:00.950	+0.125	20.610	18.160	22.180	4	12:28:12.794	1:01.147	+0.058	20.827	18.198	22.122
(646) Alexis Coursault							5	12:29:14.189	1:01.395	+0.306	20.910	18.278	22.207
1	12:25:08.909	1:05.454	+4.798	24.355	18.729	22.370	6	12:30:15.278	1:01.089		20.759	18.189	22.141
2	12:26:10.170	1:01.261	+0.605	20.828	18.307	22.126	7	12:31:16.538	1:01.260	+0.171	20.841	18.205	22.214
3	12:27:11.055	1:00.885	+0.229	20.638	18.132	22.115	8	12:32:18.162	1:01.624	+0.535	20.840	18.583	22.201
4	12:28:11.747	1:00.692	+0.036	20.574	18.121	21.997	9	12:33:20.796	1:02.634	+1.545	20.832	18.920	22.882
5	12:29:12.407	1:00.660	+0.004	20.551	18.112	21.997	10	12:34:24.154	1:03.358	+2.269	21.119	19.506	22.733
6	12:30:13.063	1:00.656		20.588	18.105	21.963	11	12:35:26.069	1:01.915	+0.826	21.026	18.476	22.413
7	12:31:15.045	1:01.982	+1.326	20.648	18.680	22.654	12	12:36:28.272	1:02.203	+1.114	21.284	18.559	22.360
8	12:32:16.698	1:01.653	+0.997	20.896	18.612	22.145	13	12:37:29.744	1:01.472	+0.383	20.897	18.345	22.230
9	12:33:17.619	1:00.921	+0.265	20.719	18.228	21.974	(656) Lorenzo van Riet						
10	12:34:18.640	1:01.021	+0.365	20.690	18.164	22.167	1	12:25:12.571	1:08.728	+7.882	27.390	18.939	22.399
11	12:35:19.786	1:01.146	+0.490	20.795	18.180	22.171	2	12:26:14.883	1:02.312	+1.466	21.068	18.813	22.431
12	12:36:20.743	1:00.957	+0.301	20.639	18.243	22.075	3	12:27:16.477	1:01.594	+0.748	21.203	18.255	22.136
13	12:37:21.680	1:00.937	+0.281	20.595	18.191	22.151	4	12:28:18.070	1:01.593	+0.747	20.539	18.600	22.454
(647) Arnaud Kozlinski							5	12:29:19.849	1:01.779	+0.933	21.066	18.311	22.402
1	12:25:11.525	1:07.736	+7.288	25.579	19.120	23.037	6	12:30:20.753	1:00.904	+0.058	20.680	18.150	22.074
2	12:26:13.795	1:02.270	+1.822	21.551	18.383	22.336	7	12:31:21.907	1:01.154	+0.308	20.569	18.344	22.241
3	12:27:14.785	1:00.990	+0.542	20.724	18.397	21.869	8	12:32:23.168	1:01.261	+0.415	20.850	18.265	22.146
4	12:28:15.317	1:00.532	+0.084	20.615	18.069	21.848	9	12:33:24.014	1:00.846		20.566	18.186	22.094
5	12:29:15.789	1:00.472	+0.024	20.444	18.010	22.018	10	12:34:25.088	1:01.074	+0.228	20.718	18.266	22.090
6	12:30:16.345	1:00.556	+0.108	20.416	18.175	21.965	11	12:35:26.163	1:01.075	+0.229	20.701	18.205	22.169
7	12:31:16.855	1:00.510	+0.062	20.455	17.997	22.058	12	12:36:28.575	1:02.412	+1.566	21.322	18.712	22.378
8	12:32:17.860	1:01.005	+0.557	20.749	18.217	22.039	13	12:37:29.853	1:01.278	+0.432	20.771	18.289	22.218
9	12:33:18.308	1:00.448		20.470	18.045	21.933	(618) Philipp Seewer						
10	12:34:19.019	1:00.711	+0.263	20.434	18.042	22.235	1	12:25:11.739	1:07.586	+6.466	25.565	18.969	23.052
11	12:35:20.577	1:01.558	+1.110	20.957	18.415	22.186	2	12:26:14.044	1:02.305	+1.185	21.595	18.445	22.265
12	12:36:21.423	1:00.846	+0.398	20.565	18.229	22.052	3	12:27:15.385	1:01.341	+0.221	20.827	18.298	22.216
13	12:37:22.080	1:00.657	+0.209	20.567	18.075	22.015	4	12:28:17.853	1:02.468	+1.348	21.252	18.849	22.367
(662) Rasmus Markkanen							5	12:29:19.202	1:01.349	+0.229	20.842	18.251	22.256
1	12:25:08.208	1:05.086	+4.351	23.203	19.412	22.471	6	12:30:20.322	1:01.120		20.685	18.184	22.251
2	12:26:09.597	1:01.389	+0.654	20.891	18.292	22.206	7	12:31:22.136	1:01.814	+0.694	20.943	18.196	22.675
3	12:27:10.365	1:00.768	+0.033	20.581	18.168	22.019	8	12:32:23.502	1:01.366	+0.246	20.844	18.313	22.209
4	12:28:11.208	1:00.843	+0.108	20.553	18.168	22.122	9	12:33:24.724	1:01.222	+0.102	20.669	18.253	22.300
5	12:29:12.218	1:01.010	+0.275	20.649	18.247	22.114	10	12:34:26.148	1:01.424	+0.304	20.848	18.258	22.318
6	12:30:12.953	1:00.735		20.543	18.182	22.010	11	12:35:27.556	1:01.408	+0.288	20.830	18.219	22.359
7	12:31:15.214	1:02.261	+1.526	20.668	18.847	22.746	12	12:36:28.815	1:01.259	+0.139	20.749	18.322	22.188
8	12:32:16.503	1:01.289	+0.554	20.794	18.366	22.129	13	12:37:30.222	1:01.407	+0.287	20.969	18.302	22.136
9	12:33:17.477	1:00.974	+0.239	20.622	18.295	22.057	(629) Igor Mukhin (M)						
10	12:34:18.906	1:01.429	+0.694	20.619	18.236	22.574	1	12:25:10.164	1:06.724	+5.896	24.994	19.111	22.619
11	12:35:20.938	1:02.032	+1.297	21.003	18.728	22.301	2	12:26:11.925	1:01.761	+0.933	21.018	18.396	22.347
12	12:36:22.131	1:01.193	+0.458	20.676	18.305	22.212	3	12:27:13.421	1:01.496	+0.668	20.860	18.317	22.319
13	12:37:23.569	1:01.438	+0.703	20.759	18.369	22.310	4	12:28:14.249	1:00.828		20.533	18.214	22.081
(628) Paolo DeConto							5	12:29:15.363	1:01.114	+0.286	20.724	18.196	22.194
1	12:25:11.267	1:06.831	+6.306	24.742	19.173	22.916	6	12:30:16.510	1:01.147	+0.319	20.711	18.151	22.285
2	12:26:13.682	1:02.415	+1.890	21.596	18.497	22.322	7	12:31:17.555	1:01.045	+0.217	20.699	18.180	22.166
3	12:27:15.142	1:01.460	+0.935	20.782	18.630	22.048	8	12:32:18.578	1:01.023	+0.195	20.744	18.226	22.053
4	12:28:16.309	1:01.167	+0.642	21.048	18.113	22.006	9	12:33:21.030	1:02.452	+1.624	20.742	18.932	22.778
5	12:29:17.115	1:00.806	+0.281	20.627	18.064	22.115	10	12:34:24.358	1:03.328	+2.500	21.009	19.551	22.768
6	12:30:17.640	1:00.525		20.580	18.003	21.942	11	12:35:26.368	1:02.010	+1.182	20.946	18.464	22.600
7	12:31:18.481	1:00.841	+0.316	20.696	18.061	22.084	12	12:36:28.489	1:02.121	+1.293	21.324	18.420	22.377
8	12:32:19.200	1:00.719	+0.194	20.681	18.080	21.958	13	12:37:30.775	1:02.286	+1.458	21.498	18.475	22.313
9	12:33:20.572	1:01.372	+0.847	20.576	18.321	22.475	(669) Constantin Schoell						
10	12:34:22.871	1:02.299	+1.774	21.277	18.627	22.395	1	12:25:10.086	1:06.744	+6.107	24.934	19.157	22.653
11	12:35:24.127	1:01.256	+0.731	20.874	18.169	22.213	2	12:26:11.762	1:01.676	+1.039	20.863	18.392	22.421
12	12:36:25.087	1:00.960	+0.435	20.711	18.151	22.098	3	12:27:13.039	1:01.277	+0.640	20.761	18.329	22.187
13	12:37:25.914	1:00.827	+0.302	20.680	18.081	22.066	4	12:28:13.676	1:00.637		20.489	18.122	22.026
(653) Henrijs Grube							5	12:29:14.615	1:00.939	+0.302	20.622	18.193	22.124
1	12:25:08.416	1:05.154	+4.065	23.591	19.152	22.411	6	12:30:15.493	1:00.878	+0.241	20.536	18.242	22.100
							7	12:31:16.722	1:01.229	+0.592	20.821	18.210	22.198

Official Timing www.rgmmc.com

Orbits

Timekeeping M. Wagner: Clerk of the course Thomas Lainer:

Steward Horst Seidel: Chief Scrutineer Paul Klassen:

Printed: 05.04.2015 13:06:21

posted at: h





Rotax Euro Challenge Salbris/France

Rotax DD2

Salbris 1,477 Km

Pre-Final

05.04.2015 12:20

Race (13 Laps) started at 12:24:02

Lap	Time of Day	Lap Tm	Diff	S1 Tm	S2 Tm	S3 Tm	Lap	Time of Day	Lap Tm	Diff	S1 Tm	S2 Tm	S3 Tm
8	12:32:18.350	1:01.628	+0.991	21.227	18.216	22.185							
9	12:33:20.440	1:02.090	+1.453	20.809	18.715	22.566							
10	12:34:23.294	1:02.854	+2.217	21.858	18.660	22.336							
11	12:35:24.765	1:01.471	+0.834	20.888	18.242	22.341							
12	12:36:26.176	1:01.411	+0.774	20.823	18.278	22.310							
13	12:37:27.658	1:01.482	+0.845	20.784	18.378	22.320							
(634) Oriol Dalmáu													
1	12:25:13.711	1:09.141	+8.058	27.281	19.314	22.546	1	12:25:14.506	1:08.421	+7.178	26.644	19.244	22.533
2	12:26:15.226	1:01.515	+0.432	20.916	18.360	22.239	2	12:26:17.000	1:02.494	+1.251	21.096	18.939	22.459
3	12:27:17.615	1:02.389	+1.306	21.409	18.601	22.379	3	12:27:18.904	1:01.904	+0.661	20.875	18.585	22.444
4	12:28:18.698	1:01.083		20.669	18.269	22.145	4	12:28:20.147	1:01.243		20.805	18.275	22.163
5	12:29:20.776	1:02.078	+0.995	20.686	18.949	22.443	5	12:29:21.636	1:01.489	+0.246	20.707	18.474	22.308
6	12:30:23.281	1:02.505	+1.422	21.691	18.496	22.318	6	12:30:24.746	1:03.110	+1.867	21.815	19.050	22.245
7	12:31:25.484	1:02.203	+1.120	20.928	18.742	22.533	7	12:31:26.265	1:01.519	+0.276	20.794	18.299	22.426
8	12:32:26.962	1:01.478	+0.395	20.849	18.305	22.324	8	12:32:28.351	1:02.086	+0.843	21.347	18.372	22.367
9	12:33:28.232	1:01.270	+0.187	20.691	18.261	22.318	9	12:33:29.675	1:01.324	+0.081	20.724	18.343	22.257
10	12:34:29.560	1:01.328	+0.245	20.721	18.289	22.318	10	12:34:31.727	1:02.052	+0.809	20.718	18.660	22.674
11	12:35:30.742	1:01.182	+0.099	20.688	18.222	22.272	11	12:35:34.139	1:02.412	+1.169	21.418	18.434	22.560
12	12:36:31.968	1:01.226	+0.143	20.713	18.266	22.247	12	12:36:36.112	1:01.973	+0.730	20.895	18.633	22.445
13	12:37:33.141	1:01.173	+0.090	20.674	18.224	22.275	13	12:37:38.874	1:02.762	+1.519	21.110	18.974	22.678
(615) Maxi Fleischmann													
1	12:25:12.175	1:08.429	+7.373	25.167	19.349	23.913							
2	12:26:14.817	1:02.642	+1.586	21.218	18.800	22.624							
3	12:27:16.715	1:01.898	+0.842	21.013	18.365	22.520							
4	12:28:18.169	1:01.454	+0.398	20.790	18.291	22.373							
5	12:29:20.934	1:02.765	+1.709	21.104	19.267	22.394							
6	12:30:23.018	1:02.084	+1.028	21.211	18.504	22.369							
7	12:31:25.751	1:02.733	+1.677	21.684	18.548	22.501							
8	12:32:27.226	1:01.475	+0.419	20.867	18.340	22.268							
9	12:33:28.728	1:01.502	+0.446	20.970	18.324	22.208							
10	12:34:29.784	1:01.056		20.683	18.287	22.086							
11	12:35:31.035	1:01.251	+0.195	20.841	18.234	22.176							
12	12:36:32.144	1:01.109	+0.053	20.657	18.313	22.139							
13	12:37:33.478	1:01.334	+0.278	20.773	18.277	22.284							
(649) Martins Lapins													
1	12:25:15.240	1:11.962	+10.727	30.534	18.864	22.564							
2	12:26:17.538	1:02.298	+1.063	20.850	19.023	22.425							
3	12:27:19.196	1:01.658	+0.423	20.841	18.268	22.549							
4	12:28:20.431	1:01.235		20.808	18.200	22.227							
5	12:29:21.794	1:01.363	+0.128	20.774	18.314	22.275							
6	12:30:24.585	1:02.791	+1.556	21.609	18.968	22.214							
7	12:31:26.176	1:01.591	+0.356	20.646	18.262	22.683							
8	12:32:27.745	1:01.569	+0.334	21.062	18.278	22.229							
9	12:33:29.000	1:01.255	+0.020	20.731	18.303	22.221							
10	12:34:31.512	1:02.512	+1.277	20.866	18.895	22.751							
11	12:35:34.035	1:02.523	+1.288	21.530	18.395	22.598							
12	12:36:36.028	1:01.993	+0.758	20.935	18.575	22.483							
13	12:37:38.700	1:02.672	+1.437	21.089	18.710	22.873							
(616) Luka Kamali													
1	12:25:11.195	1:07.439	+6.221	24.916	19.481	23.042							
2	12:26:18.916	1:07.721	+6.503	22.105	23.284	22.332							
3	12:27:20.134	1:01.218		20.678	18.259	22.281							
4	12:28:21.834	1:01.700	+0.482	21.350	18.240	22.110							
5	12:29:23.344	1:01.510	+0.292	20.553	18.721	22.236							
6	12:30:25.816	1:02.472	+1.254	20.903	19.219	22.350							
7	12:31:27.906	1:02.090	+0.872	21.515	18.344	22.231							
8	12:32:29.225	1:01.319	+0.101	20.877	18.358	22.084							
9	12:33:31.095	1:01.870	+0.652	20.874	18.704	22.292							
10	12:34:32.386	1:01.291	+0.073	20.805	18.293	22.193							
11	12:35:34.722	1:02.336	+1.118	21.158	18.883	22.295							
12	12:36:36.338	1:01.616	+0.398	20.840	18.321	22.455							
13	12:37:38.786	1:02.448	+1.230	20.901	18.739	22.808							
(654) Alessio Curto													
1	12:25:14.506	1:08.421	+7.178	26.644	19.244	22.533							
2	12:26:17.000	1:02.494	+1.251	21.096	18.939	22.459							
3	12:27:18.904	1:01.904	+0.661	20.875	18.585	22.444							
4	12:28:20.147	1:01.243		20.805	18.275	22.163							
5	12:29:21.636	1:01.489	+0.246	20.707	18.474	22.308							
6	12:30:24.746	1:03.110	+1.867	21.815	19.050	22.245							
7	12:31:26.265	1:01.519	+0.276	20.794	18.299	22.426							
8	12:32:28.351	1:02.086	+0.843	21.347	18.372	22.367							
9	12:33:29.675	1:01.324	+0.081	20.724	18.343	22.257							
10	12:34:31.727	1:02.052	+0.809	20.718	18.660	22.674							
11	12:35:34.139	1:02.412	+1.169	21.418	18.434	22.560							
12	12:36:36.112	1:01.973	+0.730	20.895	18.633	22.445							
13	12:37:38.874	1:02.762	+1.519	21.110	18.974	22.678							
(658) Fabienne Lanz													
1	12:25:13.875	1:08.912	+7.773	26.853	19.543	22.516							
2	12:26:16.772	1:02.897	+1.758	21.509	19.026	22.362							
3	12:27:19.250	1:02.478	+1.339	20.950	19.117	22.411							
4	12:28:20.520	1:01.270	+0.131	20.895	18.287	22.088							
5	12:29:22.660	1:02.140	+1.001	20.826	19.032	22.282							
6	12:30:25.405	1:02.745	+1.606	21.027	19.520	22.198							
7	12:31:26.736	1:01.331	+0.192	20.858	18.233	22.240							
8	12:32:28.163	1:01.427	+0.288	20.969	18.399	22.059							
9	12:33:29.302	1:01.139		20.757	18.286	22.096							
10	12:34:31.297	1:01.995	+0.856	20.892	18.626	22.477							
11	12:35:34.388	1:03.091	+1.952	21.981	18.501	22.609							
12	12:36:36.485	1:02.097	+0.958	21.261	18.548	22.288							
13	12:37:38.940	1:02.455	+1.316	20.922	18.890	22.643							
(644) Dimitris Vasilieris													
1	12:25:14.981	1:08.793	+7.531	26.530	19.639	22.624							
2	12:26:17.706	1:02.725	+1.463	20.971	19.075	22.679							
3	12:27:19.486	1:01.780	+0.518	20.853	18.450	22.477							
4	12:28:20.968	1:01.482	+0.220	20.893	18.419	22.170							
5	12:29:22.613	1:01.645	+0.383	20.675	18.640	22.330							
6	12:30:25.168	1:02.555	+1.293	20.927	19.363	22.265							
7	12:31:26.502	1:01.334	+0.072	20.680	18.294	22.360							
8	12:32:27.961	1:01.459	+0.197	20.934	18.377	22.148							
9	12:33:29.223	1:01.262		20.718									



Rotax Euro Challenge Salbris/France

Rotax DD2

Salbris 1,477 Km

Pre-Final

05.04.2015 12:20

Race (13 Laps) started at 12:24:02

Lap	Time of Day	Lap Tm	Diff	S1 Tm	S2 Tm	S3 Tm	Lap	Time of Day	Lap Tm	Diff	S1 Tm	S2 Tm	S3 Tm
5	12:29:23.656	1:01.277		20.786	18.301	22.190	11	12:35:37.888	1:02.324	+0.811	21.126	18.664	22.534
6	12:30:26.176	1:02.520	+1.243	20.927	19.063	22.530	12	12:36:39.960	1:02.072	+0.559	20.979	18.558	22.535
7	12:31:28.071	1:01.895	+0.618	21.286	18.379	22.230	13	12:37:42.094	1:02.134	+0.621	21.028	18.607	22.499
8	12:32:29.701	1:01.630	+0.353	21.181	18.281	22.168	(699) Geza Fodor (M)						
9	12:33:31.416	1:01.715	+0.438	20.937	18.443	22.335	1	12:25:17.640	1:13.172	+11.088	30.227	19.491	23.454
10	12:34:32.843	1:01.427	+0.150	20.771	18.460	22.196	2	12:26:20.580	1:02.940	+0.856	21.309	18.709	22.922
11	12:35:35.872	1:03.029	+1.752	20.960	19.150	22.919	3	12:27:23.177	1:02.597	+0.513	21.172	18.651	22.774
12	12:36:37.382	1:01.510	+0.233	20.913	18.336	22.261	4	12:28:25.518	1:02.341	+0.257	21.059	18.614	22.668
13	12:37:39.571	1:02.189	+0.912	20.860	18.662	22.667	5	12:29:27.997	1:02.479	+0.395	21.290	18.518	22.671
(637) Max Hofer							6	12:30:30.400	1:02.403	+0.319	21.271	18.532	22.600
1	12:25:11.039	1:07.335	+5.821	24.896	19.454	22.985	7	12:31:32.871	1:02.471	+0.387	21.173	18.684	22.614
2	12:26:13.223	1:02.184	+0.670	21.047	18.655	22.482	8	12:32:35.163	1:02.292	+0.208	21.177	18.477	22.638
3	12:27:14.737	1:01.514		20.881	18.384	22.249	9	12:33:37.439	1:02.276	+0.192	20.997	18.646	22.633
4	12:28:17.912	1:03.175	+1.661	21.957	18.641	22.577	10	12:34:39.523	1:02.084		21.010	18.524	22.550
5	12:29:20.716	1:02.804	+1.290	21.244	19.092	22.468	11	12:35:41.920	1:02.397	+0.313	21.099	18.725	22.573
6	12:30:22.952	1:02.236	+0.722	21.266	18.581	22.389	12	12:36:44.026	1:02.106	+0.022	21.073	18.534	22.499
7	12:31:27.029	1:04.077	+2.563	21.186	18.728	24.163	13	12:37:46.310	1:02.284	+0.200	21.108	18.628	22.548
8	12:32:28.914	1:01.885	+0.371	21.103	18.398	22.384	(627) Kawase Tomokazu (M)						
9	12:33:31.789	1:02.875	+1.361	21.091	18.913	22.871	1	12:25:12.365	1:07.318	+6.035	25.948	18.924	22.446
10	12:34:33.777	1:01.988	+0.474	21.399	18.374	22.215	2	12:26:14.686	1:02.321	+1.038	21.126	18.802	22.393
11	12:35:36.232	1:02.455	+0.941	21.211	18.372	22.872	3	12:27:18.267	1:03.581	+2.298	21.912	19.191	22.478
12	12:36:37.930	1:01.698	+0.184	20.966	18.455	22.277	4	12:28:19.550	1:01.283		20.814	18.236	22.233
13	12:37:40.036	1:02.106	+0.592	21.067	18.589	22.450	5	12:29:21.024	1:01.474	+0.191	20.730	18.383	22.361
(625) Marc Berteaux (M)							6	12:30:27.588	1:06.564	+5.281	21.586	22.201	22.777
1	12:25:14.122	1:08.657	+7.360	26.551	19.563	22.543	7	12:31:29.416	1:01.828	+0.545	21.079	18.426	22.323
2	12:26:16.363	1:02.241	+0.944	21.226	18.590	22.425	8	12:32:31.007	1:01.591	+0.308	20.900	18.486	22.205
3	12:27:18.602	1:02.239	+0.942	20.834	18.603	22.802	9	12:33:32.381	1:01.374	+0.091	20.762	18.431	22.181
4	12:28:19.899	1:01.297		20.828	18.280	22.189	10	12:34:33.975	1:01.594	+0.311	20.874	18.456	22.264
5	12:29:21.397	1:01.498	+0.201	20.832	18.450	22.216	11	12:35:36.442	1:02.467	+1.184	21.054	18.467	22.946
6	12:30:25.603	1:04.206	+2.909	21.397	20.334	22.475	12	12:36:38.087	1:01.645	+0.362	21.037	18.333	22.275
7	12:31:28.248	1:02.645	+1.348	21.877	18.567	22.201	13	12:37:40.156	1:02.069	+0.786	21.018	18.550	22.501
8	12:32:30.191	1:01.943	+0.646	21.104	18.458	22.381	(651) Steve Bull						
9	12:33:31.918	1:01.727	+0.430	20.850	18.333	22.544	1	12:25:14.310	1:08.602	+7.089	26.758	19.314	22.530
10	12:34:33.707	1:01.789	+0.492	20.997	18.428	22.364	2	12:26:17.877	1:03.567	+2.054	21.418	19.634	22.515
11	12:35:36.331	1:02.624	+1.327	21.027	18.450	23.147	3	12:27:19.897	1:02.020	+0.507	20.919	18.722	22.379
12	12:36:38.413	1:02.082	+0.785	21.124	18.617	22.341	4	12:28:21.410	1:01.513		20.867	18.451	22.195
13	12:37:40.466	1:02.053	+0.756	20.925	18.522	22.606	5	12:29:23.265	1:01.855	+0.342	20.816	18.713	22.326
(651) Steve Bull							6	12:30:25.732	1:02.467	+0.954	21.064	18.965	22.438
1	12:25:14.310	1:08.602	+7.089	26.758	19.314	22.530	7	12:31:27.550	1:01.818	+0.305	20.957	18.502	22.359
2	12:26:17.877	1:03.567	+2.054	21.418	19.634	22.515	8	12:32:31.486	1:03.936	+2.423	22.549	18.732	22.655
3	12:27:19.897	1:02.020	+0.507	20.919	18.722	22.379	9	12:33:33.567	1:02.081	+0.568	21.004	18.572	22.505
4	12:28:21.410	1:01.513		20.867	18.451	22.195	10	12:34:35.564	1:01.997	+0.484	21.074	18.554	22.369
5	12:29:23.265	1:01.855	+0.342	20.816	18.713	22.326							
6	12:30:25.732	1:02.467	+0.954	21.064	18.965	22.438							
7	12:31:27.550	1:01.818	+0.305	20.957	18.502	22.359							
8	12:32:31.486	1:03.936	+2.423	22.549	18.732	22.655							
9	12:33:33.567	1:02.081	+0.568	21.004	18.572	22.505							
10	12:34:35.564	1:01.997	+0.484	21.074	18.554	22.369							

Timekeeping M. Wagner: Clerk of the course Thomas Lainer:

Steward Horst Seidel: Chief Scrutineer Paul Klaassen:



Rotax Euro Challenge
 Class: DD2
 Date/Time: 05.04.2015 15:15

Track: Salbris / France
 Heat: Final
 Laps: 16

Edition 1

Tamsin Germain (M)	641	Laps 0 Tm. 1.755	17	Haralds Garkaklis	624	Laps 0 Tm. 2.822
	33				34	
Steve Bull	651	Laps 13 Tm. 13:39.765	16	Geza Fodor (M)	699	Laps 13 Tm. 13:43.981
	31				32	
Kawase Tomokazu (M)	627	Laps 13 Tm. 13:37.827	15	Marc Berteaux (M)	625	Laps 13 Tm. 13:38.137
	29				30	
Sascha Pio Haida	640	Laps 13 Tm. 13:37.242	14	Max Hofer	637	Laps 13 Tm. 13:37.707
	27				28	
Dimitris Vasileris	644	Laps 13 Tm. 13:36.870	13	Marc Lupfer	622	Laps 13 Tm. 13:37.053
	25				26	
Alessio Curto	654	Laps 13 Tm. 13:36.545	12	Fabienne Lanz	658	Laps 13 Tm. 13:36.611
	23				24	
Martins Lapins	649	Laps 13 Tm. 13:36.371	11	Luka Kamali	616	Laps 13 Tm. 13:36.457
	21				22	
Oriol Dalmau	634	Laps 13 Tm. 13:30.812	10	Maxi Fleischmann	615	Laps 13 Tm. 13:31.149
	19				20	
Igor Mukhin (M)	629	Laps 13 Tm. 13:28.446	9	Constantin Schoell	669	Laps 13 Tm. 13:30.329
	17				18	
Lorenzo van Riet	656	Laps 13 Tm. 13:27.524	8	Philipp Seewer	618	Laps 13 Tm. 13:27.893
	15				16	
Paolo DeConto	628	Laps 13 Tm. 13:23.585	7	Henrijs Grube	653	Laps 13 Tm. 13:27.415
	13				14	
Arnaud Kozlinski	647	Laps 13 Tm. 13:19.751	6	Rasmus Markkanen	662	Laps 13 Tm. 13:21.240
	11				12	
Barrie Pullinger	660	Laps 13 Tm. 13:18.556	5	Alexis Coursault	646	Laps 13 Tm. 13:19.351
	9				10	
Marcel Schirmer	619	Laps 13 Tm. 13:16.819	4	Filippos Kalesis	605	Laps 13 Tm. 13:17.972
	7				8	
Roope Markkanen	648	Laps 13 Tm. 13:14.973	3	Henrique Baptista	639	Laps 13 Tm. 13:15.087
	5				6	
Mats van den Brand	657	Laps 13 Tm. 13:14.470	2	Kevin Ludi	609	Laps 13 Tm. 13:14.699
	3				4	
Ferenc Kancsar	613	Laps 13 Tm. 13:13.390	1	Anthony Abbasse	606	Laps 13 Tm. 13:13.486
	1				2	

Pole Position

Clerk of the course Thomas Lainer:
 Stewards (Chairman) Horst Seidel:

Scrutineer Paul Klaassen:
 Timekeeping M. Wagner:



Rotax Euro Challenge Salbris/France

Rotax DD2

Salbris 1,477 Km

Final

05.04.2015 15:15

Race (16 Laps) started at 15:21:38

Pos	No.	Name	Nat.	Chassis	Race Team	Laps	Total Tm	Diff	Best Tm	In Lap	km/h	Points
1	606	Anthony Abbasse	FRA	Sodikart	Sodikart	16	16:09.292		1:00.144	7	88,408	55
2	613	Ferenc Kancsar	HUN	BirelART	BirelART/KMS	16	16:10.133	0.841	1:00.127	6	88,433	52
3	609	Kevin Ludi	CHE	Kosmic	Spirit Racing	16	16:10.403	1.111	1:00.123	6	88,439	50
4	619	Marcel Schirmer	DEU	Tonykart	RS Competition	16	16:10.700	1.408	1:00.028	3	88,579	49
5	605	Filippos Kalesis	GRC	Flandria Kart	Team Flandria Kart	16	16:11.098	1.806	1:00.127	8	88,433	48
6	657	Mats van den Brand	NLD	DR	VPDR	16	16:11.229	1.937	1:00.347	3	88,110	47
7	639	Henrique Baptista	PRT	FA Kart	Dan Holland Racing	16	16:13.445	4.153	1:00.171	6	88,368	46
8	656	Lorenzo van Riet	NLD	Formula K	Brand Racing	16	16:16.962	7.670	1:00.077	6	88,506	45
9	628	Paolo DeConto	ITA	CRG	CRG S.P.A.	16	16:18.296	9.004	1:00.051	3	88,545	44
10	660	Barrie Pullinger	GBR	FA Kart	Dan Holland Racing	16	16:18.484	9.192	1:00.261	7	88,236	43
11	634	Oriol Dalmau	ESP	Tonykart	MDC Racing	16	16:19.237	9.945	1:00.252	7	88,249	42
12	646	Alexis Coursault	FRA	Birelart	Sologne Sport Tech	16	16:19.401	10.109	1:00.304	3	88,173	41
13	615	Maxi Fleischmann	DEU	Praga	Rotax Praga Racing Team	16	16:23.777	14.485	1:00.636	6	87,690	40
14	616	Luka Kamali	DEU	CRG	CRG S.P.A.	16	16:23.929	14.637	1:00.517	6	87,863	39
15	669	Constantin Schoell	AUT	Tonykart	Strawberry Racing	16	16:24.229	14.937	1:00.501	4	87,886	38
16	627	Kawase Tomokazu (M)	JPN	TBA	Uniq Racing Team	16	16:25.874	16.582	1:00.841	12	87,395	37
17	622	Marc Lupfer	DEU	Tonykart	Ratisbona Motorsport	16	16:26.815	17.523	1:00.548	8	87,818	36
18	644	Dimitris Vasileris	GRC	Tonykart	Prt Motorsport	16	16:28.231	18.939	1:00.656	7	87,662	35
19	624	Haralds Garkaklis	LVA	Flandria Kart	Flandria Kart	16	16:28.618	19.326	1:00.677	8	87,631	34
20	629	Igor Mukhin (M)	RUS	CRG	CRG S.P.A.	16	16:29.462	20.170	1:00.678	12	87,630	33
21	641	Tamsin Germain (M)	GBR	CRG	DG Racing	16	16:29.854	20.562	1:00.718	5	87,572	32
22	662	Rasmus Markkanen	FIN	Tonykart	VRT	16	16:30.216	20.924	1:00.184	3	88,349	31
23	637	Max Hofer	AUT	Ricciardo Kart	Speedworld	16	16:31.315	22.023	1:00.859	5	87,369	30
24	658	Fabienne Lanz	ZAF	Formula K	Brand Racing	16	16:36.080	26.788	1:00.643	6	87,680	29
25	651	Steve Bull	GBR	Tonykart	Screenvyn	16	16:36.271	26.979	1:01.194	7	86,891	28
26	699	Geza Fodor (M)	HUN	Ricciardo Kart	Ricciardo/KMS	16	16:36.955	27.663	1:00.997	8	87,172	27
27	640	Sascha Pio Haida	DEU	Birelart	JLC Racing Team	16	16:40.733	31.441	1:00.901	5	87,309	26
28	618	Philipp Seewer	CHE	Kosmic	Spirit Racing	16	16:45.626	36.334	1:00.956	4	87,230	25
29	653	Henrijs Grube	LVA	Sodikart	RB Sports	16	17:02.133	52.841	1:00.904	7	87,305	24
30	654	Alessio Curto	DEU	Praga	Mtec Praga Racing	10	10:24.578	6 Laps	1:00.738	5	87,543	23
31	625	Marc Berteaux (M)	FRA	Birel Art	Sologne Sport Tech	9	9:38.037	7 Laps	1:03.041	5	84,345	22
32	648	Roope Markkanen	FIN	Tonykart	VRT	4	4:06.753	12 Laps	1:00.308	3	88,167	21
33	647	Arnaud Kozlinski	FRA	Sodikart	Sodikart	4	4:07.033	12 Laps	59.977	3	88,654	20
34	649	Martins Lapins	LVA	Flandria Kart	Team Flandria Kart	2	2:10.612	14 Laps	1:03.318	2	83,976	19

Announcements

These results are provisional until the conclusion of any judicial and technical matters!

No. 628 warning board / time penalty 5 sec

No. 640 time penalty 10 sec. / unfair driving

Margin of Victory	Ø km/h	Best Lap Tm	km/h	Best Lap by
0.841	87,770	59.977	88,654	647 - Arnaud Kozlinski

Official Timing www.rgmmc.com

Orbits

Timekeeping M. Wagner:

Clerk of the course Thomas Lainer:

www.mylaps.com

Steward Horst Seidel:

Chief Scrutineer Paul Klaassen:

Licensed to: Motorsport Events

Printed: 05.04.2015 16:33:31

posted at:

h



Rotax Euro Challenge Salbris/France

Rotax DD2

Salbris 1,477 Km

Final

05.04.2015 15:15

Race (16 Laps) started at 15:21:38

Lap	Time of Day	Lap Tm	Diff	S1 Tm	S2 Tm	S3 Tm	Lap	Time of Day	Lap Tm	Diff	S1 Tm	S2 Tm	S3 Tm
(606) Anthony Abbasse							(605) Filippos Kalesis						
1	15:22:41.365	1:02.949	+2.805	21.703	19.080	22.166	11	15:32:45.634	1:00.552	+0.524	20.496	18.124	21.932
2	15:23:41.686	1:00.321	+0.177	20.481	18.082	21.758	12	15:33:46.032	1:00.398	+0.370	20.508	18.108	21.782
3	15:24:41.847	1:00.161	+0.017	20.388	18.038	21.735	13	15:34:46.552	1:00.520	+0.492	20.522	18.150	21.848
4	15:25:42.262	1:00.415	+0.271	20.543	18.038	21.834	14	15:35:47.173	1:00.621	+0.593	20.563	18.168	21.890
5	15:26:42.699	1:00.437	+0.293	20.556	17.948	21.933	15	15:36:47.921	1:00.748	+0.720	20.535	18.237	21.976
6	15:27:42.887	1:00.188	+0.044	20.350	17.979	21.859	16	15:37:48.834	1:00.913	+0.885	20.570	18.314	22.029
7	15:28:43.031	1:00.144		20.318	17.932	21.894	(605) Filippos Kalesis						
8	15:29:43.424	1:00.393	+0.249	20.480	18.006	21.907	1	15:22:42.207	1:03.216	+3.089	22.395	18.490	22.331
9	15:30:43.821	1:00.397	+0.253	20.363	18.054	21.980	2	15:23:42.847	1:00.640	+0.513	20.644	18.159	21.837
10	15:31:44.374	1:00.553	+0.409	20.465	18.051	22.037	3	15:24:42.984	1:00.137	+0.010	20.295	18.054	21.788
11	15:32:44.857	1:00.483	+0.339	20.492	18.076	21.915	4	15:25:44.322	1:01.338	+1.211	20.514	18.890	21.934
12	15:33:45.216	1:00.359	+0.215	20.387	18.046	21.926	5	15:26:44.500	1:00.178	+0.051	20.348	18.016	21.814
13	15:34:45.824	1:00.608	+0.464	20.572	18.052	21.984	6	15:27:44.665	1:00.165	+0.038	20.370	18.019	21.776
14	15:35:46.299	1:00.475	+0.331	20.449	18.092	21.934	7	15:28:44.863	1:00.198	+0.071	20.294	17.976	21.928
15	15:36:46.842	1:00.543	+0.399	20.567	18.075	21.901	8	15:29:44.990	1:00.127		20.317	18.031	21.779
16	15:37:47.426	1:00.584	+0.440	20.520	18.111	21.953	9	15:30:45.257	1:00.267	+0.140	20.328	18.046	21.893
(613) Ferenc Kancsar							10	15:31:45.828	1:00.571	+0.444	20.507	18.141	21.923
1	15:22:40.427	1:02.293	+2.166	21.672	18.308	22.313	11	15:32:46.422	1:00.594	+0.467	20.495	18.141	21.958
2	15:23:41.152	1:00.725	+0.598	20.613	18.124	21.988	12	15:33:46.825	1:00.403	+0.276	20.434	18.091	21.878
3	15:24:41.615	1:00.463	+0.336	20.454	18.032	21.977	13	15:34:47.261	1:00.436	+0.309	20.474	18.095	21.867
4	15:25:42.965	1:01.350	+1.223	21.394	18.161	21.795	14	15:35:47.680	1:00.419	+0.292	20.458	18.104	21.857
5	15:26:43.196	1:00.231	+0.104	20.266	18.190	21.775	15	15:36:48.194	1:00.514	+0.387	20.489	18.173	21.852
6	15:27:43.323	1:00.127		20.425	17.911	21.761	16	15:37:49.232	1:01.038	+0.911	20.677	18.281	22.080
7	15:28:43.486	1:00.163	+0.036	20.308	18.078	21.777	(657) Mats van den Brand						
8	15:29:43.698	1:00.212	+0.085	20.401	18.065	21.746	1	15:22:40.603	1:02.291	+1.944	21.676	18.397	22.218
9	15:30:44.229	1:00.531	+0.404	20.513	18.081	21.937	2	15:23:41.358	1:00.755	+0.408	20.553	18.205	21.997
10	15:31:44.761	1:00.532	+0.405	20.495	18.065	21.972	3	15:24:41.705	1:00.347		20.405	18.089	21.853
11	15:32:45.210	1:00.449	+0.322	20.480	18.048	21.921	4	15:25:42.159	1:00.454	+0.107	20.467	18.062	21.925
12	15:33:45.613	1:00.403	+0.276	20.442	18.079	21.882	5	15:26:43.083	1:00.924	+0.577	20.950	18.123	21.851
13	15:34:46.241	1:00.628	+0.501	20.552	18.070	22.006	6	15:27:43.619	1:00.536	+0.189	20.603	18.072	21.861
14	15:35:46.807	1:00.566	+0.439	20.523	18.087	21.956	7	15:28:44.092	1:00.473	+0.126	20.276	18.042	22.155
15	15:36:47.485	1:00.678	+0.551	20.598	18.147	21.933	8	15:29:44.451	1:00.359	+0.012	20.378	18.099	21.882
16	15:37:48.267	1:00.782	+0.655	20.585	18.199	21.998	9	15:30:44.847	1:00.396	+0.049	20.425	18.066	21.905
(609) Kevin Ludi							10	15:31:45.268	1:00.421	+0.074	20.446	18.101	21.874
1	15:22:41.535	1:02.904	+2.781	22.057	18.693	22.154	11	15:32:45.848	1:00.580	+0.233	20.435	18.209	21.936
2	15:23:41.842	1:00.307	+0.184	20.516	18.030	21.761	12	15:33:46.285	1:00.437	+0.090	20.491	18.108	21.838
3	15:24:42.009	1:00.167	+0.044	20.379	18.015	21.773	13	15:34:46.681	1:00.396	+0.049	20.450	18.122	21.824
4	15:25:42.490	1:00.481	+0.358	20.828	17.935	21.718	14	15:35:47.368	1:00.687	+0.340	20.546	18.214	21.927
5	15:26:42.886	1:00.396	+0.273	20.560	17.990	21.846	15	15:36:48.037	1:00.669	+0.322	20.495	18.222	21.952
6	15:27:43.009	1:00.123		20.356	18.035	21.732	16	15:37:49.363	1:01.326	+0.979	20.658	18.344	22.324
7	15:28:43.226	1:00.217	+0.094	20.350	18.026	21.841	(639) Henrique Baptista						
8	15:29:43.624	1:00.398	+0.275	20.428	18.082	21.888	1	15:22:41.856	1:03.106	+2.935	22.081	18.720	22.305
9	15:30:44.337	1:00.713	+0.590	20.673	18.179	21.861	2	15:23:42.214	1:00.358	+0.187	20.472	18.023	21.863
10	15:31:44.941	1:00.604	+0.481	20.605	18.093	21.906	3	15:24:42.393	1:00.179	+0.008	20.265	17.954	21.960
11	15:32:45.394	1:00.453	+0.330	20.415	18.137	21.901	4	15:25:44.634	1:02.241	+2.070	21.012	19.306	21.923
12	15:33:45.847	1:00.453	+0.330	20.565	18.086	21.802	5	15:26:44.821	1:00.187	+0.016	20.317	18.004	21.866
13	15:34:46.371	1:00.524	+0.401	20.573	18.085	21.866	6	15:27:44.992	1:00.171		20.356	17.965	21.850
14	15:35:46.934	1:00.563	+0.440	20.500	18.172	21.891	7	15:28:45.355	1:00.363	+0.192	20.356	18.082	21.925
15	15:36:47.711	1:00.777	+0.654	20.609	18.206	21.962	8	15:29:45.650	1:00.295	+0.124	20.420	18.018	21.857
16	15:37:48.537	1:00.826	+0.703	20.671	18.211	21.944	9	15:30:46.197	1:00.547	+0.376	20.361	18.145	22.041
(619) Marcel Schirmer							10	15:31:47.468	1:01.271	+1.100	21.066	18.168	22.037
1	15:22:42.071	1:03.192	+3.164	22.165	18.611	22.416	11	15:32:48.150	1:00.682	+0.511	20.669	18.016	21.997
2	15:23:42.588	1:00.517	+0.489	20.561	18.099	21.857	12	15:33:48.647	1:00.497	+0.326	20.440	18.118	21.939
3	15:24:42.616	1:00.028		20.237	18.003	21.788	13	15:34:49.369	1:00.722	+0.551	20.604	18.111	22.007
4	15:25:43.230	1:00.614	+0.586	20.679	18.080	21.855	14	15:35:49.974	1:00.605	+0.434	20.492	18.082	22.031
5	15:26:43.362	1:00.132	+0.104	20.317	18.092	21.723	15	15:36:50.804	1:00.830	+0.659	20.610	18.194	22.026
6	15:27:43.777	1:00.415	+0.387	20.509	18.090	21.816	16	15:37:51.579	1:00.775	+0.604	20.586	18.188	22.001
7	15:28:43.951	1:00.174	+0.146	20.358	17.983	21.833	(656) Lorenzo van Riet						
8	15:29:44.209	1:00.258	+0.230	20.339	18.021	21.898	1	15:22:43.960	1:04.356	+4.279	22.971	18.876	22.509
9	15:30:44.602	1:00.393	+0.365	20.454	18.086	21.853	2	15:23:45.207	1:01.247	+1.170	21.116	18.203	21.928
10	15:31:45.082	1:00.480	+0.452	20.535	18.106	21.839	3	15:24:46.440	1:01.233	+1.156	20.888	18.302	22.043
							4	15:25:47.009	1:00.569	+0.492	20.512	18.095	21.962

Official Timing www.rgmmc.com

Orbits

Timekeeping M. Wagner:

Clerk of the course Thomas Lainer:

Steward Horst Seidel:

Chief Scrutineer Paul Klaassen:

Printed: 05.04.2015 16:34:32

posted at: h





Rotax Euro Challenge Salbris/France

Rotax DD2

Salbris 1,477 Km

Final

05.04.2015 15:15

Race (16 Laps) started at 15:21:38

Lap	Time of Day	Lap Tm	Diff	S1 Tm	S2 Tm	S3 Tm	Lap	Time of Day	Lap Tm	Diff	S1 Tm	S2 Tm	S3 Tm
(628) Paolo DeConto													
1	15:22:43.007	1:03.553	+3.502	22.488	18.886	22.179							
2	15:23:43.651	1:00.644	+0.593	20.774	18.042	21.828							
3	15:24:43.702	1:00.051		20.351	17.911	21.789							
4	15:25:44.785	1:01.083	+1.032	20.474	18.731	21.878							
5	15:26:45.279	1:00.494	+0.443	20.717	17.971	21.806							
6	15:27:45.342	1:00.063	+0.012	20.357	17.917	21.789							
7	15:28:45.592	1:00.250	+0.199	20.426	17.936	21.888							
8	15:29:45.918	1:00.326	+0.275	20.479	18.059	21.788							
9	15:30:46.310	1:00.392	+0.341	20.440	18.015	21.937							
10	15:31:47.352	1:01.042	+0.991	20.898	18.087	22.057							
11	15:32:47.939	1:00.587	+0.536	20.550	18.044	21.993							
12	15:33:48.474	1:00.535	+0.484	20.529	18.052	21.954							
13	15:34:49.143	1:00.669	+0.618	20.568	18.072	22.029							
14	15:35:49.805	1:00.662	+0.611	20.598	18.029	22.035							
15	15:36:50.529	1:00.724	+0.673	20.613	18.100	22.011							
16	15:37:51.430	1:00.901	+0.850	20.668	18.155	22.078							
(646) Alexis Coursault													
1	15:22:42.945	1:03.891	+3.587	22.746	18.688	22.457							
2	15:23:43.946	1:01.001	+0.697	20.985	18.171	21.845							
3	15:24:44.250	1:00.304		20.380	18.078	21.846							
4	15:25:45.820	1:01.570	+1.266	20.991	18.559	22.020							
5	15:26:46.918	1:01.098	+0.794	20.909	18.211	21.978							
6	15:27:47.408	1:00.490	+0.186	20.455	18.093	21.942							
7	15:28:48.632	1:01.224	+0.920	20.960	18.296	21.968							
8	15:29:49.299	1:00.667	+0.363	20.582	18.121	21.964							
9	15:30:49.899	1:00.600	+0.296	20.452	18.138	22.010							
10	15:31:52.000	1:02.101	+1.797	21.228	18.505	22.368							
11	15:32:53.089	1:01.089	+0.785	20.790	18.271	22.028							
12	15:33:53.906	1:00.817	+0.513	20.581	18.255	21.981							
13	15:34:54.851	1:00.945	+0.641	20.651	18.262	22.032							
14	15:35:55.734	1:00.883	+0.579	20.596	18.275	22.012							
15	15:36:56.648	1:00.914	+0.610	20.627	18.261	22.026							
16	15:37:57.535	1:00.887	+0.583	20.688	18.194	22.005							
(615) Maxi Fleischmann													
1	15:22:44.541	1:04.462	+3.826	23.128	18.876	22.458							
2	15:23:47.288	1:02.747	+2.111	21.812	18.688	22.247							
3	15:24:48.236	1:00.948	+0.312	20.702	18.203	22.043							
4	15:25:48.928	1:00.692	+0.056	20.420	18.185	22.087							
5	15:26:50.132	1:01.204	+0.568	20.873	18.246	22.085							
6	15:27:50.768	1:00.636		20.580	18.106	21.950							
7	15:28:51.503	1:00.735	+0.099	20.628	18.068	22.039							
8	15:29:52.392	1:00.889	+0.253	20.682	18.121	22.086							
9	15:30:53.293	1:00.901	+0.265	20.693	18.076	22.132							
10	15:31:54.314	1:01.021	+0.385	20.657	18.199	22.165							
11	15:32:55.306	1:00.992	+0.356	20.733	18.175	22.084							
12	15:33:56.749	1:01.443	+0.807	21.199	18.175	22.069							
13	15:34:57.803	1:01.054	+0.418	20.718	18.237	22.099							
14	15:35:58.787	1:00.984	+0.348	20.693	18.175	22.116							
15	15:36:59.881	1:01.094	+0.458	20.739	18.239	22.116							
16	15:38:01.911	1:02.030	+1.394	21.024	18.668	22.338							
(616) Luka Kamali													
1	15:22:45.084	1:04.775	+4.258	23.624	18.772	22.379							
2	15:23:48.015	1:02.931	+2.414	21.385	19.334	22.212							
3	15:24:48.729	1:00.714	+0.197	20.596	18.215	21.903							
4	15:25:49.284	1:00.555	+0.038	20.509	18.096	21.950							
5	15:26:50.837	1:01.553	+1.036	21.302	18.296	21.955							
6	15:27:51.354	1:00.517		20.498	18.070	21.949							
7	15:28:52.006	1:00.652	+0.135	20.556	18.106	21.990							
8	15:29:52.724	1:00.718	+0.201	20.513	18.160	22.045							
9	15:30:53.478	1:00.754	+0.237	20.547	18.194	22.013							
10	15:31:54.504	1:01.026	+0.509	20.741	18.194	22.091							
11	15:32:55.478	1:00.974	+0.457	20.747	18.222	22.005							
12	15:33:57.200	1:01.722	+1.205	21.183	18.477	22.062							
13	15:34:58.185	1:00.985	+0.468	20.841	18.209	21.935							
14	15:35:59.167	1:00.982	+0.465	20.734	18.217	22.031							
15	15:37:00.047	1:00.880	+0.363	20.683	18.224	21.973							
16	15:38:02.063	1:02.016	+1.499	20.915	18.873	22.228							
(669) Constantin Schoell													
1	15:22:44.920	1:04.912	+4.411	23.764	18.688	22.460							
2	15:23:48.552	1:03.632	+3.131	21.775	19.466	22.391							
3	15:24:49.552	1:01.000	+0.499	20.903	18.112	21.985							
4	15:25:50.053	1:00.501		20.466	18.041	21.994							
5	15:26:51.577	1:01.524	+1.023	20.931	18.574	22.019							
6	15:27:52.279	1:00.702	+0.201	20.502	18.122	22.078							
7	15:28:52.996	1:00.717	+0.216	20.506	18.115	22.096							
8	15:29:53.602	1:00.606	+0.105	20.455	18.119	22.032							
9	15:30:54.207	1:00.605	+0.104	20.493	18.089	22.023							
10	15:31:54.993	1:00.786	+0.285	20.557	18.160	22.069							

Timekeeping M. Wagner: Clerk of the course Thomas Lainer:

Steward Horst Seidel: Chief Scrutineer Paul Klaassen:





Rotax Euro Challenge Salbris/France

Rotax DD2

Salbris 1,477 Km

Final

05.04.2015 15:15

Race (16 Laps) started at 15:21:38

Table with 6 columns: Lap, Time of Day, Lap Tm, Diff, S1 Tm, S2 Tm, S3 Tm. Data for laps 11-16.

Table with 6 columns: Lap, Time of Day, Lap Tm, Diff, S1 Tm, S2 Tm, S3 Tm. Data for laps 5-16.

(627) Kawase Tomokazu (M)

Table with 6 columns: Lap, Time of Day, Lap Tm, Diff, S1 Tm, S2 Tm, S3 Tm. Data for laps 1-16.

(629) Igor Mukhin (M)

Table with 6 columns: Lap, Time of Day, Lap Tm, Diff, S1 Tm, S2 Tm, S3 Tm. Data for laps 1-16.

(622) Marc Lupfer

Table with 6 columns: Lap, Time of Day, Lap Tm, Diff, S1 Tm, S2 Tm, S3 Tm. Data for laps 1-16.

(641) Tamsin Germain (M)

Table with 6 columns: Lap, Time of Day, Lap Tm, Diff, S1 Tm, S2 Tm, S3 Tm. Data for laps 1-16.

(644) Dimitris Vasileris

Table with 6 columns: Lap, Time of Day, Lap Tm, Diff, S1 Tm, S2 Tm, S3 Tm. Data for laps 1-16.

(662) Rasmus Markkanen

Table with 6 columns: Lap, Time of Day, Lap Tm, Diff, S1 Tm, S2 Tm, S3 Tm. Data for laps 1-16.

(624) Haralds Garkaklis

Table with 6 columns: Lap, Time of Day, Lap Tm, Diff, S1 Tm, S2 Tm, S3 Tm. Data for laps 1-4.





Rotax Euro Challenge Salbris/France

Rotax DD2

Salbris 1,477 Km

Final

05.04.2015 15:15

Race (16 Laps) started at 15:21:38

Lap	Time of Day	Lap Tm	Diff	S1 Tm	S2 Tm	S3 Tm	Lap	Time of Day	Lap Tm	Diff	S1 Tm	S2 Tm	S3 Tm
(637) Max Hofer													
1	15:22:47.443	1:06.585	+5.726	24.921	19.084	22.580	11	15:33:07.797	1:01.781	+0.784	21.276	18.358	22.147
2	15:23:50.137	1:02.694	+1.835	20.884	19.342	22.468	12	15:34:09.917	1:02.120	+1.123	21.185	18.424	22.511
3	15:24:51.982	1:01.845	+0.986	20.954	18.633	22.258	13	15:35:11.214	1:01.297	+0.300	20.758	18.238	22.301
4	15:25:53.524	1:01.542	+0.683	21.229	18.339	21.974	14	15:36:12.431	1:01.217	+0.220	20.763	18.249	22.205
5	15:26:54.383	1:00.859		20.697	18.143	22.019	15	15:37:13.609	1:01.178	+0.181	20.718	18.281	22.179
6	15:27:55.737	1:01.354	+0.495	20.711	18.563	22.080	16	15:38:15.089	1:01.480	+0.483	20.833	18.357	22.290
7	15:28:57.485	1:01.748	+0.889	21.071	18.549	22.128	(640) Sascha Pio Haida						
8	15:29:58.925	1:01.440	+0.581	21.051	18.176	22.213	1	15:22:46.809	1:06.242	+5.341	24.856	18.947	22.439
9	15:31:00.358	1:01.433	+0.574	20.973	18.290	22.170	2	15:23:49.691	1:02.882	+1.981	21.153	19.318	22.411
10	15:32:01.590	1:01.232	+0.373	20.748	18.243	22.241	3	15:24:51.255	1:01.564	+0.663	20.981	18.471	22.112
11	15:33:03.044	1:01.454	+0.595	21.011	18.299	22.144	4	15:25:52.315	1:01.060	+0.159	20.707	18.378	21.975
12	15:34:04.216	1:01.172	+0.313	20.693	18.323	22.156	5	15:26:53.216	1:00.901		20.818	18.190	21.893
13	15:35:05.404	1:01.188	+0.329	20.750	18.264	22.174	6	15:27:54.399	1:01.183	+0.282	20.780	18.259	22.144
14	15:36:06.847	1:01.443	+0.584	20.792	18.545	22.106	7	15:28:55.462	1:01.063	+0.162	20.744	18.223	22.096
15	15:37:08.039	1:01.192	+0.333	20.757	18.233	22.202	8	15:29:56.448	1:00.986	+0.085	20.687	18.235	22.064
16	15:38:09.449	1:01.410	+0.551	20.857	18.365	22.188	9	15:30:58.531	1:02.083	+1.182	21.628	18.305	22.150
(658) Fabienne Lanz													
1	15:22:46.361	1:05.919	+5.276	24.351	19.070	22.498	10	15:32:00.498	1:01.967	+1.066	21.338	18.484	22.145
2	15:23:51.073	1:04.712	+4.069	21.504	20.187	23.021	11	15:33:01.501	1:01.003	+0.102	20.783	18.147	22.073
3	15:24:53.239	1:02.166	+1.523	20.693	19.275	22.198	12	15:34:02.461	1:00.960	+0.059	20.668	18.232	22.060
4	15:25:54.601	1:01.362	+0.719	20.806	18.597	21.959	13	15:35:03.523	1:01.062	+0.161	20.731	18.197	22.134
5	15:27:01.450	1:06.849	+6.206	20.739	24.024	22.086	14	15:36:05.251	1:01.728	+0.827	21.158	18.300	22.270
6	15:28:02.093	1:00.643		20.607	18.124	21.912	15	15:37:07.015	1:01.764	+0.863	20.899	18.416	22.449
7	15:29:02.800	1:00.707	+0.064	20.721	18.080	21.906	16	15:38:08.867	1:01.852	+0.951	20.925	18.668	22.259
8	15:30:03.636	1:00.836	+0.193	20.621	18.211	22.004	(618) Philipp Seewer						
9	15:31:04.817	1:01.181	+0.538	20.796	18.372	22.013	1	15:22:44.147	1:04.366	+3.410	23.106	18.739	22.521
10	15:32:06.119	1:01.302	+0.659	20.919	18.295	22.088	2	15:23:48.392	1:04.245	+3.289	22.173	19.684	22.388
11	15:33:07.470	1:01.351	+0.708	20.932	18.337	22.082	3	15:24:49.895	1:01.503	+0.547	21.167	18.221	22.115
12	15:34:08.416	1:00.946	+0.303	20.761	18.222	21.963	4	15:25:50.851	1:00.956		20.560	18.240	22.156
13	15:35:09.586	1:01.170	+0.527	20.777	18.262	22.131	5	15:26:52.757	1:01.906	+0.950	21.210	18.494	22.202
14	15:36:10.782	1:01.196	+0.553	20.821	18.327	22.048	6	15:28:05.755	1:12.998	+12.042	21.012	18.375	33.611
15	15:37:12.148	1:01.366	+0.723	20.763	18.439	22.164	7	15:29:07.152	1:01.397	+0.441	20.949	18.230	22.218
16	15:38:14.214	1:02.066	+1.423	20.916	18.377	22.773	8	15:30:08.480	1:01.328	+0.372	20.761	18.247	22.320
(651) Steve Bull													
1	15:22:48.746	1:08.060	+6.866	25.190	19.887	22.983	9	15:31:10.030	1:01.550	+0.594	20.796	18.376	22.378
2	15:23:51.226	1:02.480	+1.286	20.947	18.565	22.968	10	15:32:11.343	1:01.313	+0.357	20.695	18.204	22.414
3	15:24:53.121	1:01.895	+0.701	20.853	18.721	22.321	11	15:33:12.602	1:01.259	+0.303	20.812	18.267	22.180
4	15:25:54.555	1:01.434	+0.240	20.864	18.511	22.059	12	15:34:14.085	1:01.483	+0.527	20.871	18.336	22.276
5	15:26:57.217	1:02.662	+1.468	20.756	19.612	22.294	13	15:35:15.666	1:01.581	+0.625	20.685	18.291	22.605
6	15:27:58.946	1:01.729	+0.535	20.736	18.348	22.645	14	15:36:17.410	1:01.744	+0.788	20.801	18.594	22.349
7	15:29:00.140	1:01.194		20.756	18.329	22.109	15	15:37:19.762	1:02.352	+1.396	20.792	18.949	22.611
8	15:30:01.522	1:01.382	+0.188	20.763	18.300	22.319	16	15:38:23.760	1:03.998	+3.042	21.529	19.116	23.353
9	15:31:03.267	1:01.745	+0.551	20.803	18.505	22.437	(653) Henrijs Grube						
10	15:32:04.808	1:01.541	+0.347	20.823	18.327	22.391	1	15:22:43.905	1:04.366	+3.462	22.914	18.855	22.597
11	15:33:06.183	1:01.375	+0.181	20.697	18.347	22.331	2	15:24:23.737	1:39.832	+38.928	22.041	18.565	59.226
12	15:34:07.589	1:01.406	+0.212	20.734	18.370	22.302	3	15:25:25.514	1:01.777	+0.873	21.309	18.253	22.215
13	15:35:08.972	1:01.383	+0.189	20.787	18.336	22.260	4	15:26:26.515	1:01.001	+0.097	20.736	18.147	22.118
14	15:36:10.516	1:01.544	+0.350	20.908	18.432	22.204	5	15:27:27.455	1:00.940	+0.036	20.645	18.211	22.084
15	15:37:11.974	1:01.458	+0.264	20.806	18.406	22.246	6	15:28:28.455	1:01.000	+0.096	20.641	18.155	22.204
16	15:38:14.405	1:02.431	+1.237	20.930	18.394	23.107	7	15:29:29.359	1:00.904		20.730	18.088	22.086
(653) Henrijs Grube													
1	15:22:48.907	1:07.713	+6.716	24.791	19.968	22.954	8	15:30:30.459	1:01.100	+0.196	20.741	18.070	22.289
2	15:23:51.561	1:02.654	+1.657	21.067	18.726	22.861	9	15:31:31.584	1:01.125	+0.221	20.655	18.213	22.257
3	15:24:53.476	1:01.915	+0.918	21.080	18.528	22.307	10	15:32:32.625	1:01.041	+0.137	20.608	18.294	22.139
4	15:25:57.507	1:04.031	+3.034	20.866	20.105	23.060	11	15:33:33.607	1:00.982	+0.078	20.703	18.140	22.139
5	15:26:59.546	1:02.039	+1.042	21.076	18.632	22.331	12	15:34:34.924	1:01.317	+0.413	20.893	18.268	22.156
6	15:28:00.875	1:01.329	+0.332	20.727	18.314	22.288	13	15:35:36.272	1:01.348	+0.444	20.876	18.315	22.157
7	15:29:02.412	1:01.537	+0.540	20.784	18.456	22.297	14	15:36:37.376	1:01.104	+0.200	20.680	18.336	22.088
8	15:30:03.409	1:00.997		20.600	18.208	22.189	15	15:37:38.821	1:01.445	+0.541	20.936	18.306	22.203
9	15:31:04.770	1:01.361	+0.364	20.698	18.306	22.357	16	15:38:40.267	1:01.446	+0.542	20.786	18.209	22.451
10	15:32:06.016	1:01.246	+0.249	20.722	18.304	22.220	(654) Alessio Curto						
1	15:22:46.127	1:05.717	+4.979	24.337	18.886	22.494	1	15:22:46.127	1:05.717	+4.979	24.337	18.886	22.494
2	15:23:49.937	1:03.810	+3.072	21.227	20.012	22.571	2	15:23:49.937	1:03.810	+3.072	21.227	20.012	22.571
3	15:24:52.393	1:02.456	+1.718	20.902	19.281	22.273	3	15:24:52.393	1:02.456	+1.718	20.902	19.281	22.273
4	15:25:54.193	1:01.800	+1.062	21.295	18.362	22.143	4	15:25:54.193	1:01.800	+1.062	21.295	18.362	22.143

Timekeeping M. Wagner:

Clerk of the course Thomas Lainer:

Steward Horst Seidel:

Chief Scrutineer Paul Klaassen:



Rotax Euro Challenge Salbris/France

Rotax DD2

Salbris 1,477 Km

Final

05.04.2015 15:15

Race (16 Laps) started at 15:21:38

Lap	Time of Day	Lap Tm	Diff	S1 Tm	S2 Tm	S3 Tm	Lap	Time of Day	Lap Tm	Diff	S1 Tm	S2 Tm	S3 Tm
5	15:26:54.931	1:00.738		20.591	18.148	21.999							
6	15:27:56.235	1:01.304	+0.566	20.703	18.511	22.090							
7	15:28:57.842	1:01.607	+0.869	20.795	18.721	22.091							
8	15:29:59.076	1:01.234	+0.496	20.772	18.302	22.160							
9	15:31:00.863	1:01.787	+1.049	20.768	18.630	22.389							
10	15:32:02.712	1:01.849	+1.111	21.204	18.442	22.203							

(625) Marc Berteaux (M)

1	15:22:49.817	1:08.716	+5.675	24.372	19.874	24.470
2	15:23:53.670	1:03.853	+0.812	21.647	18.829	23.377
3	15:24:57.046	1:03.376	+0.335	21.550	18.748	23.078
4	15:26:00.324	1:03.278	+0.237	21.444	18.668	23.166
5	15:27:03.365	1:03.041		21.329	18.697	23.015
6	15:28:06.522	1:03.157	+0.116	21.341	18.617	23.199
7	15:29:09.630	1:03.108	+0.067	21.269	18.696	23.143
8	15:30:12.687	1:03.057	+0.016	21.183	18.712	23.162
9	15:31:16.171	1:03.484	+0.443	21.383	18.680	23.421

(648) Roope Markkanen

1	15:22:42.566	1:03.949	+3.641	21.640	19.312	22.997
2	15:23:43.005	1:00.439	+0.131	20.554	18.081	21.804
3	15:24:43.313	1:00.308		20.414	18.091	21.803
4	15:25:44.887	1:01.574	+1.266	20.270	19.402	21.902

(647) Arnaud Kozlinski

1	15:22:43.613	1:04.348	+4.371	22.892	19.008	22.448
2	15:23:44.488	1:00.875	+0.898	20.996	17.978	21.901
3	15:24:44.465	59.977		20.278	17.891	21.808
4	15:25:45.167	1:00.702	+0.725	20.616	18.221	21.865

(649) Martins Lapins

1	15:22:45.428	1:05.337	+2.019	24.206	18.715	22.416
2	15:23:48.746	1:03.318		21.554	19.320	22.444

Timekeeping M. Wagner: Clerk of the course Thomas Lainer:

Steward Horst Seidel: Chief Scrutineer Paul Klaassen:



Rotax Euro Challenge Salbris/France

Rotax Seniors Salbris 1,477 Km

Free Practice 1 odd no. 03.04.2015 11:20

Practice (7:00 Time) started at 11:20:01

Pos	No.	Name	Nat.	Chassis	Race Team	Laps	Best Tm	Diff	Gap	In Lap	km/h
1	207	Brett Ward	GBR	Kosmic	Aim Motorsport	6	1:01.066			5	87,073
2	243	Thomas Preining	AUT	Intrepid	Team TKP	7	1:01.184	0.118	0.118	5	86,905
3	241	Oliver Askew	USA	BirelART	BirelART/KMS	6	1:01.482	0.416	0.298	4	86,484
4	265	John Stewart	GBR	Tonykart	Strawberry Racing	6	1:01.485	0.419	0.003	4	86,480
5	233	Berkay Besler	TUR	Intrepid	Bouvin Power	7	1:01.503	0.437	0.018	5	86,454
6	259	Dave Blom	NLD	Intrepid	Intrepid Driver Program	6	1:01.556	0.490	0.053	4	86,380
7	239	Joel Deptuch	FRA	FA Kart	Team Race Evo	6	1:01.571	0.505	0.015	6	86,359
8	231	Shane Daly	IRL	FA Kart	Dan Holland Racing	6	1:01.575	0.509	0.004	5	86,353
9	235	Michael Cool	BEL	Tonykart	Bouvin Power	6	1:01.617	0.551	0.042	4	86,294
10	203	Edward Brand	GBR	CRG	CRG SPA	6	1:01.627	0.561	0.010	5	86,280
11	209	Tom Grice	GBR	Intrepid	Intrepid Driver Program	6	1:01.630	0.564	0.003	6	86,276
12	221	Louis-Ferdinand Simmena	FRA	Tonykart	Jana Racing	6	1:01.638	0.572	0.008	4	86,265
13	217	Christopher Dreyspring	DEU	DR	VPDR/TAD Racing	6	1:01.684	0.618	0.046	4	86,201
14	263	Luke Knott	GBR	Alonso	Dan Holland Racing	3	1:01.702	0.636	0.018	3	86,175
15	223	Max Timmermans	BEL	TBA	TBA	6	1:01.745	0.679	0.043	6	86,115
16	213	Josh White	GBR	BirelART	BirelART/KMS	7	1:01.755	0.689	0.010	5	86,102
17	247	Kalle Astrand	SWE	Gillard	PDB Racing Team	6	1:01.780	0.714	0.025	6	86,067
18	271	Lennert van Bogaert	BEL	CRG	EGP Belgium	6	1:01.892	0.826	0.112	4	85,911
19	261	Carlos Gil	ESP	Sodikart	Sodikart	6	1:01.900	0.834	0.008	6	85,900
20	229	Jaakkomatti Paulin	FIN	Tonykart	VRT	7	1:01.904	0.838	0.004	4	85,894
21	267	Bryce Choquer	CAN	Gillard	PDB Racing Team	6	1:01.909	0.843	0.005	3	85,887
22	225	Mauricio van der Laan	ESP	CRG	CRG SPA	6	1:01.924	0.858	0.015	3	85,867
23	257	Andrew Williamson	FRA	FA Kart	DSS	6	1:02.011	0.945	0.087	6	85,746
24	215	Luke Varley	UAE	Sodikart	Sodikart	7	1:02.027	0.961	0.016	5	85,724
25	251	Maximilian Schmitt	DEU	Praga	M-Tec Praga Racing	6	1:02.183	1.117	0.156	6	85,509
26	249	Luuk Montfoort	NLD	Kosmic	Montfoort Motorsport	7	1:02.270	1.204	0.087	7	85,389
27	253	Kezia Santoso	IDN	Gillard	PDB Racing Team	6	1:02.273	1.207	0.003	4	85,385
28	255	Michal Stepinski	POL	Kosmic	Uniq Racing	6	1:02.400	1.334	0.127	6	85,212
29	245	Gabriel Delgado Barrios	PER	Gillard	PDB Racing Team	6	1:02.746	1.680	0.346	4	84,742
30	219	Rinus van Kalmthout	NLD	FA Kart	Team TKP	1	1:05.913	4.847	3.167	1	80,670
31	201	Harry Webb	GBR	CRG	CRG SPA					0	-

Timekeeping M. Wagner: Clerk of the course Thomas Lainer:

Steward Horst Seidel: Chief Scrutineer Paul Klaassen:





Rotax Euro Challenge Salbris/France

Rotax Seniors

Salbris 1,477 Km

Free Practice 1 odd no.

03.04.2015 11:20

Practice (7:00 Time) started at 11:20:01

Lap	Time of Day	Lap Tm	Diff	S1 Tm	S2 Tm	S3 Tm	Lap	Time of Day	Lap Tm	Diff	S1 Tm	S2 Tm	S3 Tm
(207) Brett Ward													
1	11:21:55.269	1:06.026	+4.960	23.282	19.755	22.989	1	11:22:05.672	1:06.921	+5.304	23.044	19.966	23.911
2	11:22:57.762	1:02.493	+1.427	21.340	18.723	22.430	2	11:23:08.185	1:02.513	+0.896	21.489	18.640	22.384
3	11:23:59.106	1:01.344	+0.278	21.013	18.265	22.066	3	11:24:09.975	1:01.790	+0.173	21.079	18.419	22.292
4	11:25:00.306	1:01.200	+0.134	20.982	18.165	22.053	4	11:25:11.592	1:01.617		21.063	18.377	22.177
5	11:26:01.372	1:01.066		20.832	18.241	21.993	5	11:26:13.222	1:01.630	+0.013	21.072	18.389	22.169
6	11:27:02.895	1:01.523	+0.457	21.016	18.338	22.169	6	11:27:14.995	1:01.773	+0.156	21.048	18.489	22.236
(235) Michael Cool													
1	11:21:50.649	1:06.956	+5.772	23.712	19.680	23.564	1	11:21:47.469	1:04.552	+2.925	22.673	19.091	22.788
2	11:22:53.110	1:02.461	+1.277	21.696	18.482	22.283	2	11:22:49.932	1:02.463	+0.836	21.429	18.525	22.509
3	11:23:54.822	1:01.712	+0.528	21.157	18.346	22.209	3	11:23:51.794	1:01.862	+0.235	21.176	18.429	22.257
4	11:24:56.170	1:01.348	+0.164	21.047	18.282	22.019	4	11:24:53.638	1:01.844	+0.217	21.219	18.435	22.190
5	11:25:57.354	1:01.184		20.970	18.207	22.007	5	11:25:55.265	1:01.627		21.082	18.341	22.204
6	11:26:58.860	1:01.506	+0.322	21.010	18.191	22.305	6	11:26:57.102	1:01.837	+0.210	21.094	18.446	22.297
7	11:28:00.153	1:01.293	+0.109	21.044	18.209	22.040							
(203) Edward Brand													
1	11:21:55.848	1:10.385	+8.903	26.179	21.076	23.130	1	11:22:21.698	1:06.160	+4.530	23.488	19.656	23.016
2	11:22:59.563	1:03.715	+2.233	22.299	18.964	22.452	2	11:23:24.630	1:02.932	+1.302	21.782	18.735	22.415
3	11:24:01.740	1:02.177	+0.695	21.142	18.786	22.249	3	11:24:26.484	1:01.854	+0.224	21.199	18.443	22.212
4	11:25:03.222	1:01.482		21.043	18.384	22.055	4	11:25:28.180	1:01.696	+0.066	21.164	18.452	22.080
5	11:26:04.967	1:01.745	+0.263	20.946	18.601	22.198	5	11:26:29.858	1:01.678	+0.048	21.108	18.422	22.148
6	11:27:06.494	1:01.527	+0.045	21.097	18.313	22.117	6	11:27:31.488	1:01.630		21.075	18.433	22.122
(209) Tom Grice													
1	11:21:53.906	1:06.191	+4.706	23.953	19.403	22.835	1	11:22:02.914	1:06.070	+4.432	23.826	19.424	22.820
2	11:22:56.199	1:02.293	+0.808	21.501	18.480	22.312	2	11:23:05.237	1:02.323	+0.685	21.456	18.588	22.279
3	11:23:58.145	1:01.946	+0.461	21.180	18.428	22.338	3	11:24:06.891	1:01.654	+0.016	21.066	18.352	22.236
4	11:24:59.630	1:01.485		20.979	18.381	22.125	4	11:25:08.529	1:01.638		21.059	18.348	22.231
5	11:26:01.227	1:01.597	+0.112	20.909	18.494	22.194	5	11:26:10.175	1:01.646	+0.008	21.171	18.329	22.146
6	11:27:03.098	1:01.871	+0.386	21.012	18.589	22.270	6	11:27:11.884	1:01.709	+0.071	21.112	18.320	22.277
(221) Louis-Ferdinand Simmenauer													
1	11:21:50.557	1:07.491	+5.988	24.772	19.810	22.909	1	11:22:02.914	1:06.070	+4.432	23.826	19.424	22.820
2	11:22:52.906	1:02.349	+0.846	21.490	18.532	22.327	2	11:23:05.237	1:02.323	+0.685	21.456	18.588	22.279
3	11:23:54.751	1:01.845	+0.342	21.119	18.489	22.237	3	11:24:06.891	1:01.654	+0.016	21.066	18.352	22.236
4	11:24:56.837	1:02.086	+0.583	21.499	18.442	22.145	4	11:25:08.529	1:01.638		21.059	18.348	22.231
5	11:25:58.340	1:01.503		21.027	18.350	22.126	5	11:26:10.175	1:01.646	+0.008	21.171	18.329	22.146
6	11:26:59.947	1:01.607	+0.104	21.082	18.383	22.142	6	11:27:11.884	1:01.709	+0.071	21.112	18.320	22.277
7	11:28:01.721	1:01.774	+0.271	21.076	18.364	22.334							
(217) Christopher Dreyspring													
1	11:21:50.649	1:05.745	+4.189	23.624	19.421	22.700	1	11:21:55.687	1:08.134	+6.450	24.033	20.879	23.222
2	11:23:03.106	1:02.037	+0.481	21.323	18.506	22.208	2	11:22:59.293	1:03.606	+1.922	22.104	19.008	22.494
3	11:24:04.875	1:01.769	+0.213	21.213	18.387	22.169	3	11:24:01.233	1:01.940	+0.256	21.205	18.366	22.369
4	11:25:06.431	1:01.556		21.148	18.312	22.096	4	11:25:02.917	1:01.684		21.097	18.411	22.176
5	11:26:08.379	1:01.948	+0.392	21.063	18.725	22.160	5	11:26:04.822	1:01.905	+0.221	21.032	18.662	22.211
6	11:27:10.137	1:01.758	+0.202	21.230	18.423	22.105	6	11:27:06.882	1:02.060	+0.376	21.401	18.415	22.244
(263) Luke Knott													
1	11:21:50.649	1:05.745	+4.189	23.624	19.421	22.700	1	11:21:50.290	1:05.417	+3.715	23.019	19.431	22.967
2	11:23:03.106	1:02.037	+0.481	21.323	18.506	22.208	2	11:22:53.774	1:03.484	+1.782	22.129	18.833	22.522
3	11:24:04.875	1:01.769	+0.213	21.213	18.387	22.169	3	11:23:55.476	1:01.702		21.162	18.414	22.126
(223) Max Timmermans													
1	11:21:50.649	1:05.745	+4.189	23.624	19.421	22.700	1	11:21:50.099	1:04.391	+2.646	22.422	19.005	22.964
2	11:23:03.106	1:02.037	+0.481	21.323	18.506	22.208	2	11:23:10.832	1:05.733	+3.988	24.574	18.734	22.425
3	11:24:04.875	1:01.769	+0.213	21.213	18.387	22.169	3	11:24:12.929	1:02.097	+0.352	21.341	18.493	22.263
4	11:25:06.431	1:01.556		21.148	18.312	22.096	4	11:25:14.900	1:01.971	+0.226	21.283	18.472	22.216
5	11:26:08.379	1:01.948	+0.392	21.063	18.725	22.160	5	11:26:16.846	1:01.946	+0.201	21.302	18.440	22.204
6	11:27:10.137	1:01.758	+0.202	21.230	18.423	22.105	6	11:27:18.591	1:01.745		21.184	18.427	22.134
(213) Josh White													
1	11:21:50.649	1:05.745	+4.189	23.624	19.421	22.700	1	11:21:41.835	1:05.246	+3.491	23.063	19.236	22.947
2	11:23:03.106	1:02.037	+0.481	21.323	18.506	22.208	2	11:22:44.526	1:02.691	+0.936	21.639	18.641	22.411
3	11:24:04.875	1:01.769	+0.213	21.213	18.387	22.169	3	11:23:46.616	1:02.090	+0.335	21.334	18.558	22.198
4	11:25:06.431	1:01.556		21.148	18.312	22.096	4	11:24:48.484	1:01.868	+0.113	21.270	18.442	22.156
5	11:26:08.379	1:01.948	+0.392	21.063	18.725	22.160	5	11:25:50.239	1:01.755		21.159	18.381	22.215
6	11:27:10.137	1:01.758	+0.202	21.230	18.423	22.105	6	11:26:52.143	1:01.904	+0.149	21.197	18.456	22.251
7	11:28:01.721	1:01.774	+0.271	21.076	18.364	22.334	7	11:27:54.383	1:02.240	+0.485	21.217	18.622	22.401
(247) Kalle Astrand													
1	11:21:50.649	1:05.745	+4.189	23.624	19.421	22.700	1	11:21:54.345	1:05.925	+4.145	23.476	19.475	22.974
2	11:23:03.106	1:02.037	+0.481	21.323	18.506	22.208	2	11:22:57.604	1:03.259	+1.479	21.884	18.793	22.582



Rotax Euro Challenge Salbris/France

Rotax Seniors

Salbris 1,477 Km

Free Practice 1 odd no.

03.04.2015 11:20

Practice (7:00 Time) started at 11:20:01

Lap	Time of Day	Lap Tm	Diff	S1 Tm	S2 Tm	S3 Tm	Lap	Time of Day	Lap Tm	Diff	S1 Tm	S2 Tm	S3 Tm
3	11:24:00.261	1:02.657	+0.877	21.787	18.483	22.387	3	11:23:51.617	1:02.934	+0.751	21.810	18.570	22.554
4	11:25:02.452	1:02.191	+0.411	21.141	18.437	22.613	4	11:24:54.267	1:02.650	+0.467	21.636	18.555	22.459
5	11:26:04.406	1:01.954	+0.174	21.142	18.481	22.331	5	11:25:56.524	1:02.257	+0.074	21.347	18.506	22.404
6	11:27:06.186	1:01.780		21.043	18.410	22.327	6	11:26:58.707	1:02.183		21.271	18.535	22.377

(271) Lennert van Bogaert

1	11:21:51.614	1:05.860	+3.968	23.132	19.550	23.178
2	11:22:55.155	1:03.541	+1.649	21.868	19.004	22.669
3	11:23:57.201	1:02.046	+0.154	21.342	18.413	22.291
4	11:24:59.093	1:01.892		21.263	18.398	22.231
5	11:26:01.012	1:01.919	+0.027	21.267	18.442	22.210
6	11:27:03.570	1:02.558	+0.666	21.831	18.451	22.276

(249) Luuk Montfoort

1	11:21:39.318	1:05.016	+2.746	22.704	19.285	23.027
2	11:22:42.217	1:02.899	+0.629	21.560	18.830	22.509
3	11:23:44.852	1:02.635	+0.365	21.529	18.602	22.504
4	11:24:47.232	1:02.380	+0.110	21.403	18.636	22.341
5	11:25:49.613	1:02.381	+0.111	21.464	18.558	22.359
6	11:26:51.917	1:02.304	+0.034	21.381	18.535	22.388
7	11:27:54.187	1:02.270		21.327	18.513	22.430

(261) Carlos Gil

1	11:21:49.864	1:06.474	+4.574	24.102	19.495	22.877
2	11:22:52.743	1:02.879	+0.979	21.622	18.729	22.528
3	11:23:55.329	1:02.586	+0.686	21.764	18.599	22.223
4	11:24:57.995	1:02.666	+0.766	21.607	18.514	22.545
5	11:26:02.093	1:04.098	+2.198	22.154	19.804	22.140
6	11:27:03.993	1:01.900		21.165	18.561	22.174

(253) Kezia Santos

1	11:21:58.179	1:07.080	+4.807	23.854	19.471	23.755
2	11:23:01.204	1:03.025	+0.752	21.711	18.718	22.596
3	11:24:03.674	1:02.470	+0.197	21.340	18.586	22.544
4	11:25:05.947	1:02.273		21.261	18.599	22.413
5	11:26:09.115	1:03.168	+0.895	21.260	19.394	22.514
6	11:27:11.453	1:02.338	+0.065	21.406	18.525	22.407

(229) Jaakkomatti Paulin

1	11:21:45.849	1:07.059	+5.155	24.117	19.725	23.217
2	11:22:48.970	1:03.121	+1.217	21.738	18.801	22.582
3	11:23:51.204	1:02.234	+0.330	21.283	18.570	22.381
4	11:24:53.108	1:01.904		21.152	18.589	22.163
5	11:25:55.046	1:01.938	+0.034	21.192	18.467	22.279
6	11:26:57.278	1:02.232	+0.328	21.526	18.528	22.178
7	11:27:59.184	1:01.906	+0.002	21.094	18.485	22.327

(255) Michal Stepinski

1	11:21:52.222	1:07.374	+4.974	23.741	20.274	23.359
2	11:22:55.983	1:03.761	+1.361	22.049	18.977	22.735
3	11:23:59.008	1:03.025	+0.625	21.911	18.665	22.449
4	11:25:02.046	1:03.038	+0.638	21.695	19.027	22.316
5	11:26:05.430	1:03.384	+0.984	21.720	19.299	22.365
6	11:27:07.830	1:02.400		21.376	18.608	22.416

(267) Bryce Choquer

1	11:21:52.082	1:05.744	+3.835	23.839	19.084	22.821
2	11:22:54.668	1:02.586	+0.677	21.528	18.693	22.365
3	11:23:56.577	1:01.909		21.168	18.399	22.342
4	11:24:58.588	1:02.011	+0.102	21.261	18.453	22.297
5	11:26:00.676	1:02.088	+0.179	21.286	18.507	22.295
6	11:27:02.732	1:02.056	+0.147	21.193	18.520	22.343

(245) Gabriel Delgado Barrios

1	11:21:53.810	1:06.708	+3.962	23.849	19.681	23.178
2	11:22:58.662	1:04.852	+2.106	22.597	19.367	22.888
3	11:24:02.423	1:03.761	+1.015	21.762	19.336	22.663
4	11:25:05.169	1:02.746		21.296	18.774	22.676
5	11:26:10.013	1:04.844	+2.098	21.925	20.141	22.778
6	11:27:13.076	1:03.063	+0.317	21.726	18.674	22.663

(225) Mauricio van der Laan

1	11:21:51.723	1:05.760	+3.836	23.106	19.589	23.065
2	11:22:54.281	1:02.558	+0.634	21.548	18.544	22.466
3	11:23:56.205	1:01.924		21.142	18.474	22.308
4	11:24:58.157	1:01.952	+0.028	21.136	18.378	22.438
5	11:26:00.231	1:02.074	+0.150	21.269	18.502	22.303
6	11:27:02.354	1:02.123	+0.199	21.340	18.443	22.340

(219) Rinus van Kalmhout

1	11:21:49.350	1:05.913		23.649	19.326	22.938
---	--------------	----------	--	--------	--------	--------

(257) Andrew Williamson

1	11:21:57.909	1:05.796	+3.785	23.222	19.407	23.167
2	11:23:00.874	1:02.965	+0.954	21.555	18.881	22.529
3	11:24:03.050	1:02.176	+0.165	21.353	18.554	22.269
4	11:25:05.355	1:02.305	+0.294	21.202	18.607	22.496
5	11:26:07.673	1:02.318	+0.307	21.477	18.586	22.255
6	11:27:09.684	1:02.011		21.154	18.571	22.286

(215) Luke Varley

1	11:21:43.767	1:05.132	+3.105	23.023	19.167	22.942
2	11:22:46.469	1:02.702	+0.675	21.572	18.617	22.513
3	11:23:48.787	1:02.318	+0.291	21.443	18.502	22.373
4	11:24:50.903	1:02.116	+0.089	21.328	18.456	22.332
5	11:25:52.930	1:02.027		21.326	18.406	22.295
6	11:26:55.106	1:02.176	+0.149	21.301	18.442	22.433
7	11:27:57.136	1:02.030	+0.003	21.298	18.415	22.317

(251) Maximilian Schmitt

1	11:21:45.286	1:06.771	+4.588	23.856	19.660	23.255
2	11:22:48.683	1:03.397	+1.214	21.744	18.860	22.793

Timekeeping M. Wagner: Clerk of the course Thomas Lainer:

Steward Horst Seidel: Chief Scrutineer Paul Klaassen:





Rotax Euro Challenge Salbris/France

Rotax Seniors

Salbris 1,477 Km

Free Practice 1 even no.

03.04.2015 11:30

Practice (7:00 Time) started at 11:30:28

Pos	No.	Name	Nat.	Chassis	Race Team	Laps	Best Tm	Diff	Gap	In Lap	km/h
1	270	Jai Nijjar	GBR	Tonykart	Strawberry Racing	7	1:01.186			4	86,902
2	206	Pierce Lehane	AUS	Tonykart	Strawberry Racing	7	1:01.380	0.194	0.194	6	86,628
3	216	Thomas Drouet	FRA	FA Kart	RM Concept	7	1:01.397	0.211	0.017	6	86,604
4	266	Sam Marsh	GBR	Alonso	Dan Holland Racing	7	1:01.431	0.245	0.034	6	86,556
5	222	Sam Smelt	GBR	Kosmic	KR Sport	7	1:01.482	0.296	0.051	5	86,484
6	204	Viktor Oberg	SWE	Gillard	PDB Racing Team	7	1:01.509	0.323	0.027	7	86,446
7	236	Denis Mavlanov	RUS	Tonykart	KR Sport	7	1:01.528	0.342	0.019	7	86,419
8	238	Manuel Maldonado	GBR	Tonykart	MBR Racing	7	1:01.537	0.351	0.009	6	86,407
9	210	Martin Mortensen	DEU	Formula K	Formula K Kartschmie.de	7	1:01.574	0.388	0.037	4	86,355
10	230	Alessandro Trombelli	ITA	Tonykart	MKS srl	7	1:01.646	0.460	0.072	4	86,254
11	256	Adrien Renaudin	FRA	Sodi	Kart Pro Racing	7	1:01.661	0.475	0.015	7	86,233
12	240	Gary Donnelly	IRL	Tonykart	Strawberry Racing	5	1:01.664	0.478	0.003	4	86,229
13	228	Luc Willemse	NLD	FA Kart	Team TKP	7	1:01.694	0.508	0.030	7	86,187
14	260	Nicolas Picot	FRA	Sodikart	KPR	7	1:01.719	0.533	0.025	5	86,152
15	248	Thomas Hodier	FRA	FA Kart	DSS	7	1:01.778	0.592	0.059	5	86,069
16	272	Antti Johansson	FIN	OTK	TBA	7	1:01.790	0.604	0.012	6	86,053
17	212	Glenn van Parijs	BEL	Tonykart	Bouvin Power	6	1:01.819	0.633	0.029	4	86,012
18	258	Jonathan Aberdein	ZAF	Tonykart	KR Sport	7	1:01.829	0.643	0.010	4	85,998
19	218	Leonard Hoogenboom	NLD	Tonykart	Strawberry Racing	7	1:01.859	0.673	0.030	4	85,957
20	262	Bas De Laat	NLD	Gillard	PDB Racing Team	7	1:01.919	0.733	0.060	7	85,873
21	244	Petr Bezel	CZE	MSKart	Bezel Petr	7	1:01.979	0.793	0.060	4	85,790
22	234	Robert Whiting	ZAF	Alonso	Dan Holland Racing	7	1:02.020	0.834	0.041	4	85,734
23	254	Rasmus Fridell	SWE	Kosmic	Paul Carr Racing	7	1:02.061	0.875	0.041	6	85,677
24	264	Romain Jaloux	FRA	Tonykart	SG Drivers	7	1:02.063	0.877	0.002	7	85,674
25	250	Mick Wishofer	AUT	Ricciardo Kart	Speedworld	7	1:02.081	0.895	0.018	6	85,649
26	246	Mike Bartels	NLD	Gillard	PDB Racing Team	7	1:02.112	0.926	0.031	7	85,607
27	232	Jake Craig	USA	Formula K	Formula K Kartschmie.de	7	1:02.124	0.938	0.012	4	85,590
28	242	Tom Croydon	GBR	Tonykart	Coles Racing	7	1:02.404	1.218	0.280	5	85,206
29	268	Sanne van Wagenveld	NLD	FA Kart	Team TKP	7	1:02.494	1.308	0.090	5	85,083



Rotax Euro Challenge Salbris/France

Rotax Seniors

Salbris 1,477 Km

Free Practice 1 even no.

03.04.2015 11:30

Practice (7:00 Time) started at 11:30:28

Lap	Time of Day	Lap Tm	Diff	S1 Tm	S2 Tm	S3 Tm	Lap	Time of Day	Lap Tm	Diff	S1 Tm	S2 Tm	S3 Tm							
(270) Jai Nijjar																				
1	11:32:04.285	1:04.179	+2.993	22.645	19.021	22.513	2	11:32:59.333	1:02.311	+0.774	21.387	18.600	22.324							
2	11:33:05.977	1:01.692	+0.506	21.140	18.412	22.140	3	11:34:01.093	1:01.760	+0.223	21.178	18.480	22.102							
3	11:34:07.226	1:01.249	+0.063	20.951	18.263	22.035	4	11:35:03.547	1:02.454	+0.917	21.157	18.690	22.607							
4	11:35:08.412	1:01.186		20.928	18.260	21.998	5	11:36:05.690	1:02.143	+0.606	21.391	18.524	22.228							
5	11:36:09.651	1:01.239	+0.053	20.858	18.310	22.071	6	11:37:07.227	1:01.537		20.994	18.440	22.103							
6	11:37:12.034	1:02.383	+1.197	21.866	18.412	22.105	7	11:38:09.725	1:02.498	+0.961	21.605	18.633	22.260							
7	11:38:13.761	1:01.727	+0.541	21.180	18.404	22.143	(210) Martin Mortensen													
1	11:32:07.901	1:04.054	+2.480	22.322	18.982	22.750	2	11:33:10.127	1:02.226	+0.652	21.402	18.607	22.217							
2	11:33:10.127	1:02.226	+0.652	21.402	18.607	22.217	3	11:34:11.799	1:01.672	+0.098	21.147	18.372	22.153							
3	11:34:11.799	1:01.672	+0.098	21.147	18.372	22.153	4	11:35:13.373	1:01.574		21.151	18.302	22.121							
4	11:35:13.373	1:01.574		21.151	18.302	22.121	5	11:36:15.174	1:01.801	+0.227	21.152	18.458	22.191							
5	11:36:15.174	1:01.801	+0.227	21.152	18.458	22.191	6	11:37:17.050	1:01.876	+0.302	21.195	18.477	22.204							
6	11:37:17.050	1:01.876	+0.302	21.195	18.477	22.204	7	11:38:19.017	1:01.967	+0.393	21.165	18.503	22.299							
7	11:38:19.017	1:01.967	+0.393	21.165	18.503	22.299	(230) Alessandro Trombelli													
1	11:32:01.336	1:06.251	+4.605	23.148	19.611	23.492	2	11:33:04.149	1:02.813	+1.167	21.590	18.738	22.485							
2	11:33:04.149	1:02.813	+1.167	21.590	18.738	22.485	3	11:34:06.111	1:01.962	+0.316	21.231	18.426	22.305							
3	11:34:06.111	1:01.962	+0.316	21.231	18.426	22.305	4	11:35:07.757	1:01.646		21.127	18.347	22.172							
4	11:35:07.757	1:01.646		21.127	18.347	22.172	5	11:36:09.495	1:01.738	+0.092	21.015	18.420	22.303							
5	11:36:09.495	1:01.738	+0.092	21.015	18.420	22.303	6	11:37:11.705	1:02.210	+0.564	21.436	18.441	22.333							
6	11:37:11.705	1:02.210	+0.564	21.436	18.441	22.333	7	11:38:14.113	1:02.408	+0.762	21.765	18.471	22.172							
7	11:38:14.113	1:02.408	+0.762	21.765	18.471	22.172	(256) Adrien Renaudin													
1	11:31:52.439	1:04.523	+2.862	22.703	19.106	22.714	2	11:32:54.848	1:02.409	+0.748	21.347	18.635	22.427							
2	11:32:54.848	1:02.409	+0.748	21.347	18.635	22.427	3	11:33:56.788	1:01.940	+0.279	21.195	18.465	22.280							
3	11:33:56.788	1:01.940	+0.279	21.195	18.465	22.280	4	11:34:58.854	1:02.066	+0.405	21.065	18.767	22.234							
4	11:34:58.854	1:02.066	+0.405	21.065	18.767	22.234	5	11:36:00.590	1:01.736	+0.075	21.263	18.370	22.103							
5	11:36:00.590	1:01.736	+0.075	21.263	18.370	22.103	6	11:37:02.490	1:01.900	+0.239	21.334	18.430	22.136							
6	11:37:02.490	1:01.900	+0.239	21.334	18.430	22.136	7	11:38:04.151	1:01.661		21.095	18.394	22.172							
7	11:38:04.151	1:01.661		21.095	18.394	22.172	(240) Gary Donnelly													
1	11:31:47.466	1:05.399	+3.735	22.951	19.304	23.144	2	11:32:50.029	1:02.563	+0.899	21.392	18.788	22.383							
2	11:32:50.029	1:02.563	+0.899	21.392	18.788	22.383	3	11:33:52.079	1:02.050	+0.386	21.299	18.615	22.136							
3	11:33:52.079	1:02.050	+0.386	21.299	18.615	22.136	4	11:34:53.743	1:01.664		20.989	18.463	22.212							
4	11:34:53.743	1:01.664		20.989	18.463	22.212	5	11:35:55.457	1:01.714	+0.050	21.154	18.416	22.144							
5	11:35:55.457	1:01.714	+0.050	21.154	18.416	22.144	(228) Luc Willemsse													
1	11:31:49.338	1:04.759	+3.065	22.722	19.225	22.812	2	11:32:51.776	1:02.438	+0.744	21.389	18.632	22.417							
2	11:32:51.776	1:02.438	+0.744	21.389	18.632	22.417	3	11:33:54.744	1:02.968	+1.274	21.323	19.230	22.415							
3	11:33:54.744	1:02.968	+1.274	21.323	19.230	22.415	4	11:34:56.499	1:01.755	+0.061	21.071	18.429	22.255							
4	11:34:56.499	1:01.755	+0.061	21.071	18.429	22.255	5	11:35:59.188	1:02.689	+0.995	21.569	18.848	22.272							
5	11:35:59.188	1:02.689	+0.995	21.569	18.848	22.272	6	11:37:02.154	1:02.966	+1.272	21.608	18.965	22.393							
6	11:37:02.154	1:02.966	+1.272	21.608	18.965	22.393	7	11:38:03.848	1:01.694		21.078	18.452	22.164							
7	11:38:03.848	1:01.694		21.078	18.452	22.164	(260) Nicolas Picot													
1	11:31:47.505	1:05.026	+3.307	22.772	19.339	22.915	2	11:32:50.240	1:02.735	+1.016	21.535	18.738	22.462							
2	11:32:50.240	1:02.735	+1.016	21.535	18.738	22.462	3	11:33:52.302	1:02.062	+0.343	21.151	18.669	22.242							
3	11:33:52.302	1:02.062	+0.343	21.151	18.669	22.242	4	11:34:54.215	1:01.913	+0.194	21.189	18.403	22.321							
4	11:34:54.215	1:01.913	+0.194	21.189	18.403	22.321	5	11:35:55.934	1:01.719		21.086	18.391	22.242							
5	11:35:55.934	1:01.719		21.086	18.391	22.242	6	11:36:57.710	1:01.776	+0.057	21.114	18.454	22.208							
6	11:36:57.710	1:01.776	+0.057	21.114	18.454	22.208	7	11:38:00.148	1:02.438	+0.719	21.485	18.610	22.343							
7	11:38:00.148	1:02.438	+0.719	21.485	18.610	22.343	(248) Thomas Hodier													
1	11:31:46.870	1:05.747	+3.969	23.303	19.309	23.135	2	11:32:49.838	1:02.968	+1.190	21.354	19.105	22.509							
2	11:32:49.838	1:02.968	+1.190	21.354	19.105	22.509	3	11:33:52.678	1:02.840	+1.062	21.275	19.097	22.468							
3	11:33:52.678	1:02.840	+1.062	21.275	19.097	22.468	4	11:34:54.628	1:01.950	+0.172	21.265	18.465	22.220							
4	11:34:54.628	1:01.950	+0.172	21.265	18.465	22.220	5	11:35:56.406	1:01.778		21.202	18.422	22.154							
5	11:35:56.406	1:01.778		21.202	18.422	22.154	6	11:36:58.833	1:02.427	+0.649	21.202	18.884	22.341							
6	11:36:58.833	1:02.427	+0.649	21.202	18.884	22.341														
(238) Manuel Maldonado																				
1	11:31:57.022	1:05.467	+3.930	23.138	19.510	22.819														

Timekeeping M. Wagner:

Clerk of the course Thomas Lainer:

Steward Horst Seidel:

Chief Scrutineer Paul Klaassen:





Rotax Euro Challenge Salbris/France

Rotax Seniors

Salbris 1,477 Km

Free Practice 1 even no.

03.04.2015 11:30

Practice (7:00 Time) started at 11:30:28

Lap	Time of Day	Lap Tm	Diff	S1 Tm	S2 Tm	S3 Tm	Lap	Time of Day	Lap Tm	Diff	S1 Tm	S2 Tm	S3 Tm
7	11:38:01.090	1:02.257	+0.479	21.320	18.629	22.308	2	11:32:51.481	1:04.307	+2.246	22.565	19.125	22.617
(272) Antti Johansson							3	11:33:54.913	1:03.432	+1.371	21.356	19.279	22.797
1	11:31:57.045	1:07.944	+6.154	24.129	20.349	23.466	4	11:35:02.124	1:07.211	+5.150	23.257	21.335	22.619
2	11:33:00.725	1:03.680	+1.890	22.183	18.881	22.616	5	11:36:04.356	1:02.232	+0.171	21.319	18.502	22.411
3	11:34:02.823	1:02.098	+0.308	21.131	18.594	22.373	6	11:37:06.417	1:02.061		21.156	18.510	22.395
4	11:35:04.664	1:01.841	+0.051	21.054	18.419	22.368	7	11:38:12.409	1:05.992	+3.931	23.408	19.791	22.793
5	11:36:06.518	1:01.854	+0.064	21.182	18.417	22.255	(264) Romain Jaloux						
6	11:37:08.308	1:01.790		21.019	18.426	22.345	1	11:31:46.504	1:06.612	+4.549	23.578	19.912	23.122
7	11:38:10.928	1:02.620	+0.830	21.044	19.132	22.444	2	11:32:50.654	1:04.150	+2.087	21.542	19.876	22.732
(212) Glenn van Parijs							3	11:33:54.112	1:03.458	+1.395	21.589	19.309	22.560
1	11:31:54.108	1:04.957	+3.138	23.026	19.199	22.732	4	11:34:56.210	1:02.098	+0.035	21.227	18.482	22.389
2	11:32:56.791	1:02.683	+0.864	21.370	18.904	22.409	5	11:35:58.910	1:02.700	+0.637	21.554	18.876	22.270
3	11:33:58.903	1:02.112	+0.293	21.183	18.596	22.333	6	11:37:01.044	1:02.134	+0.071	21.116	18.505	22.513
4	11:35:00.722	1:01.819		21.154	18.429	22.236	7	11:38:03.107	1:02.063		21.183	18.540	22.340
5	11:36:02.717	1:01.995	+0.176	21.255	18.408	22.332	(250) Mick Wishofer						
6	11:37:04.814	1:02.097	+0.278	21.099	18.442	22.556	1	11:31:56.252	1:05.274	+3.193	22.759	19.720	22.795
(258) Jonathan Aberdein							2	11:32:58.882	1:02.630	+0.549	21.525	18.724	22.381
1	11:31:46.195	1:07.346	+5.517	24.549	19.737	23.060	3	11:34:01.021	1:02.139	+0.058	21.344	18.573	22.222
2	11:32:49.087	1:02.892	+1.063	21.569	18.800	22.523	4	11:35:04.427	1:03.406	+1.325	22.428	18.718	22.260
3	11:33:51.776	1:02.689	+0.860	21.694	18.653	22.342	5	11:36:07.012	1:02.585	+0.504	21.480	18.665	22.440
4	11:34:53.605	1:01.829		21.057	18.481	22.291	6	11:37:09.093	1:02.081		21.272	18.498	22.311
5	11:35:55.723	1:02.118	+0.289	21.450	18.448	22.220	7	11:38:11.446	1:02.353	+0.272	21.361	18.596	22.396
6	11:36:57.605	1:01.882	+0.053	21.068	18.430	22.384	(246) Mike Bartels						
7	11:38:00.699	1:03.094	+1.265	22.297	18.523	22.274	1	11:31:58.984	1:05.173	+3.061	22.955	19.337	22.881
(218) Leonard Hoogenboom							2	11:33:01.901	1:02.917	+0.805	21.611	18.827	22.479
1	11:31:54.282	1:04.859	+3.000	23.029	19.164	22.666	3	11:34:04.547	1:02.646	+0.534	21.326	18.779	22.541
2	11:32:56.633	1:02.351	+0.492	21.297	18.633	22.421	4	11:35:06.808	1:02.261	+0.149	21.331	18.563	22.367
3	11:33:58.734	1:02.101	+0.242	21.207	18.567	22.327	5	11:36:09.406	1:02.598	+0.486	21.377	18.710	22.511
4	11:35:00.593	1:01.859		21.123	18.468	22.268	6	11:37:12.697	1:03.291	+1.179	22.287	18.675	22.329
5	11:36:02.959	1:02.366	+0.507	21.443	18.581	22.342	7	11:38:14.809	1:02.112		21.134	18.524	22.454
6	11:37:04.923	1:01.964	+0.105	21.050	18.492	22.422	(232) Jake Craig						
7	11:38:07.035	1:02.112	+0.253	21.377	18.472	22.263	1	11:31:51.822	1:05.567	+3.443	23.069	19.464	23.034
(262) Bas De Laat							2	11:32:54.962	1:03.140	+1.016	21.670	18.801	22.669
1	11:31:43.463	1:09.415	+7.496	22.530	21.545	25.340	3	11:33:57.114	1:02.152	+0.028	21.333	18.523	22.296
2	11:32:46.306	1:02.843	+0.924	21.641	18.754	22.448	4	11:34:59.238	1:02.124		21.264	18.578	22.282
3	11:33:54.275	1:07.969	+6.050	25.830	19.568	22.571	5	11:36:01.462	1:02.224	+0.100	21.275	18.657	22.292
4	11:34:56.359	1:02.084	+0.165	21.278	18.475	22.331	6	11:37:04.455	1:02.993	+0.869	21.230	19.322	22.441
5	11:35:59.677	1:03.318	+1.399	21.264	19.661	22.393	7	11:38:09.035	1:04.580	+2.456	23.080	18.844	22.656
6	11:37:01.634	1:01.957	+0.038	21.151	18.416	22.390	(242) Tom Croydon						
7	11:38:03.553	1:01.919		21.177	18.422	22.320	1	11:31:50.527	1:05.529	+3.125	22.930	19.704	22.895
(244) Petr Bezel							2	11:32:53.516	1:02.989	+0.585	21.622	18.796	22.571
1	11:31:45.389	1:06.221	+4.242	23.885	19.470	22.866	3	11:33:56.193	1:02.677	+0.273	21.259	18.849	22.569
2	11:32:48.214	1:02.825	+0.846	21.608	18.724	22.493	4	11:34:58.755	1:02.562	+0.158	21.328	18.868	22.366
3	11:33:53.030	1:04.816	+2.837	22.950	19.408	22.458	5	11:36:01.159	1:02.404		21.516	18.539	22.349
4	11:34:55.009	1:01.979		21.158	18.550	22.271	6	11:37:03.748	1:02.589	+0.185	21.279	18.743	22.567
5	11:35:57.387	1:02.378	+0.399	21.566	18.553	22.259	7	11:38:06.645	1:02.897	+0.493	21.588	18.895	22.414
6	11:36:59.542	1:02.155	+0.176	21.268	18.607	22.280	(268) Sanne van Wagenveld						
7	11:38:01.736	1:02.194	+0.215	21.340	18.556	22.298	1	11:31:47.826	1:06.013	+3.519	22.955	19.228	23.830
(234) Robert Whiting							2	11:32:51.727	1:03.901	+1.407	22.217	19.036	22.648
1	11:31:52.147	1:05.353	+3.333	23.067	19.400	22.886	3	11:33:55.255	1:03.528	+1.034	21.800	19.109	22.619
2	11:32:55.466	1:03.319	+1.299	21.931	18.853	22.535	4	11:34:57.841	1:02.586	+0.092	21.317	18.845	22.424
3	11:33:57.824	1:02.358	+0.338	21.383	18.570	22.405	5	11:36:00.335	1:02.494		21.348	18.677	22.469
4	11:34:59.844	1:02.020		21.280	18.484	22.256	6	11:37:04.632	1:04.297	+1.803	22.057	19.706	22.534
5	11:36:01.897	1:02.053	+0.033	21.152	18.550	22.351	7	11:38:09.282	1:04.650	+2.156	23.273	18.939	22.438
6	11:37:04.176	1:02.279	+0.259	21.229	18.688	22.362	(254) Rasmus Fridell						
7	11:38:06.356	1:02.180	+0.160	21.207	18.602	22.371	1	11:31:47.174	1:06.909	+4.848	23.363	19.921	23.625

Timekeeping M. Wagner:

Clerk of the course Thomas Lainer:

Steward Horst Seidel:

Chief Scrutineer Paul Klaassen:





Rotax Euro Challenge Salbris/France

Rotax Seniors

Salbris 1,477 Km

Free Practice 2 odd no.

03.04.2015 12:20

Practice (7:00 Time) started at 12:20:00

Pos	No.	Name	Nat.	Chassis	Race Team	Laps	Best Tm	Diff	Gap	In Lap	km/h
1	219	Rinus van Kalmthout	NLD	FA Kart	Team TKP	6	1:00.861			5	87,366
2	215	Luke Varley	UAE	Sodikart	Sodikart	6	1:01.045	0.184	0.184	4	87,103
3	243	Thomas Preining	AUT	Intrepid	Team TKP	7	1:01.062	0.201	0.017	5	87,079
4	213	Josh White	GBR	BirelART	BirelART/KMS	6	1:01.091	0.230	0.029	6	87,037
5	201	Harry Webb	GBR	CRG	CRG SPA	7	1:01.105	0.244	0.014	5	87,017
6	221	Louis-Ferdinand Simmena	FRA	Tonykart	Jana Racing	6	1:01.124	0.263	0.019	4	86,990
7	209	Tom Grice	GBR	Intrepid	Intrepid Driver Program	6	1:01.154	0.293	0.030	6	86,948
8	207	Brett Ward	GBR	Kosmic	Aim Motorsport	6	1:01.166	0.305	0.012	5	86,931
9	239	Joel Deptuch	FRA	FA Kart	Team Race Evo	7	1:01.167	0.306	0.001	6	86,929
10	241	Oliver Askew	USA	BirelART	BirelART/KMS	7	1:01.167	0.306		5	86,929
11	223	Max Timmermans	BEL	TBA	TBA	6	1:01.181	0.320	0.014	3	86,909
12	233	Berkay Besler	TUR	Intrepid	Bouvin Power	6	1:01.203	0.342	0.022	6	86,878
13	263	Luke Knott	GBR	Alonso	Dan Holland Racing	6	1:01.251	0.390	0.048	6	86,810
14	225	Mauricio van der Laan	ESP	CRG	CRG SPA	6	1:01.261	0.400	0.010	6	86,796
15	259	Dave Blom	NLD	Intrepid	Intrepid Driver Program	7	1:01.283	0.422	0.022	5	86,765
16	261	Carlos Gil	ESP	Sodikart	Sodikart	6	1:01.292	0.431	0.009	5	86,752
17	265	John Stewart	GBR	Tonykart	Strawberry Racing	6	1:01.306	0.445	0.014	6	86,732
18	235	Michael Cool	BEL	Tonykart	Bouvin Power	6	1:01.313	0.452	0.007	4	86,722
19	203	Edward Brand	GBR	CRG	CRG SPA	6	1:01.381	0.520	0.068	6	86,626
20	229	Jaakkomatti Paulin	FIN	Tonykart	VRT	6	1:01.386	0.525	0.005	6	86,619
21	247	Kalle Astrand	SWE	Gillard	PDB Racing Team	6	1:01.530	0.669	0.144	4	86,416
22	217	Christopher Dreyspring	DEU	DR	VPDR/TAD Racing	5	1:01.569	0.708	0.039	5	86,362
23	249	Luuk Montfoort	NLD	Kosmic	Montfoort Motorsport	7	1:01.671	0.810	0.102	4	86,219
24	231	Shane Daly	IRL	FA Kart	Dan Holland Racing	5	1:01.739	0.878	0.068	3	86,124
25	271	Lennert van Bogaert	BEL	CRG	EGP Belgium	7	1:01.807	0.946	0.068	6	86,029
26	257	Andrew Williamson	FRA	FA Kart	DSS	6	1:01.914	1.053	0.107	6	85,880
27	251	Maximilian Schmitt	DEU	Praga	M-Tec Praga Racing	6	1:02.163	1.302	0.249	6	85,536
28	255	Michal Stepinski	POL	Kosmic	Uniq Racing	6	1:02.264	1.403	0.101	5	85,398
29	253	Kezia Santoso	IDN	Gillard	PDB Racing Team	6	1:02.288	1.427	0.024	3	85,365
30	245	Gabriel Delgado Barrios	PER	Gillard	PDB Racing Team	6	1:02.327	1.466	0.039	5	85,311
31	267	Bryce Choquer	CAN	Gillard	PDB Racing Team	3	1:02.879	2.018	0.552	3	84,562



Rotax Euro Challenge Salbris/France

Rotax Seniors

Salbris 1,477 Km

Free Practice 2 odd no.

03.04.2015 12:20

Practice (7:00 Time) started at 12:20:00

Lap	Time of Day	Lap Tm	Diff	S1 Tm	S2 Tm	S3 Tm	Lap	Time of Day	Lap Tm	Diff	S1 Tm	S2 Tm	S3 Tm
(219) Rinus van Kalmthout													
1	12:21:50.434	1:12.183	+11.322	26.318	22.510	23.355	1	12:21:47.644	1:08.014	+6.847	24.234	20.315	23.465
2	12:22:52.937	1:02.503	+1.642	21.489	18.631	22.383	2	12:22:49.990	1:02.346	+1.179	21.551	18.585	22.210
3	12:23:54.456	1:01.519	+0.658	21.035	18.280	22.204	3	12:23:51.654	1:01.664	+0.497	21.093	18.439	22.132
4	12:24:55.595	1:01.139	+0.278	20.906	18.190	22.043	4	12:24:52.843	1:01.189	+0.022	20.970	18.328	21.891
5	12:25:56.456	1:00.861		20.731	18.106	22.024	5	12:25:54.269	1:01.426	+0.259	20.988	18.471	21.967
6	12:26:57.682	1:01.226	+0.365	20.910	18.186	22.130	6	12:26:55.436	1:01.167		20.939	18.336	21.892
							7	12:27:57.068	1:01.632	+0.465	21.062	18.588	21.982
(215) Luke Varley													
1	12:22:05.869	1:15.576	+14.531	28.421	23.175	23.980	1	12:21:48.468	1:07.300	+6.133	23.916	20.049	23.335
2	12:23:08.355	1:02.486	+1.441	21.622	18.585	22.279	2	12:22:51.090	1:02.622	+1.455	21.471	18.762	22.389
3	12:24:09.466	1:01.111	+0.066	21.029	18.229	21.853	3	12:23:52.734	1:01.644	+0.477	21.171	18.398	22.075
4	12:25:10.511	1:01.045		20.816	18.282	21.947	4	12:24:54.028	1:01.294	+0.127	21.000	18.251	22.043
5	12:26:12.888	1:02.377	+1.332	20.964	19.232	22.181	5	12:25:55.195	1:01.167		20.940	18.234	21.993
6	12:27:14.078	1:01.190	+0.145	21.061	18.230	21.899	6	12:26:56.574	1:01.379	+0.212	20.920	18.341	22.118
							7	12:27:57.881	1:01.307	+0.140	21.025	18.313	21.969
(241) Oliver Askew													
1	12:22:10.789	1:09.221	+8.040	26.794	19.386	23.041	1	12:22:10.789	1:09.221	+8.040	26.794	19.386	23.041
2	12:23:12.703	1:01.914	+0.733	21.314	18.447	22.153	2	12:23:12.703	1:01.914	+0.733	21.314	18.447	22.153
3	12:24:13.884	1:01.181		20.971	18.192	22.018	3	12:24:13.884	1:01.181		20.971	18.192	22.018
4	12:25:20.284	1:06.400	+5.219	20.962	22.980	22.458	4	12:25:20.284	1:06.400	+5.219	20.962	22.980	22.458
5	12:26:21.778	1:01.494	+0.313	21.087	18.253	22.154	5	12:26:21.778	1:01.494	+0.313	21.087	18.253	22.154
6	12:27:23.093	1:01.315	+0.134	21.025	18.207	22.083	6	12:27:23.093	1:01.315	+0.134	21.025	18.207	22.083
(223) Max Timmermans													
1	12:22:00.213	1:14.989	+13.786	26.592	23.047	25.350	1	12:22:00.213	1:14.989	+13.786	26.592	23.047	25.350
2	12:23:07.263	1:07.050	+5.847	23.452	20.777	22.821	2	12:23:07.263	1:07.050	+5.847	23.452	20.777	22.821
3	12:24:09.062	1:01.799	+0.596	21.275	18.345	22.179	3	12:24:09.062	1:01.799	+0.596	21.275	18.345	22.179
4	12:25:10.321	1:01.259	+0.056	20.998	18.128	22.133	4	12:25:10.321	1:01.259	+0.056	20.998	18.128	22.133
5	12:26:11.892	1:01.571	+0.368	20.915	18.439	22.217	5	12:26:11.892	1:01.571	+0.368	20.915	18.439	22.217
6	12:27:13.095	1:01.203		20.972	18.189	22.042	6	12:27:13.095	1:01.203		20.972	18.189	22.042
(233) Berkay Besler													
1	12:22:00.602	1:07.543	+6.292	23.989	19.981	23.573	1	12:22:00.602	1:07.543	+6.292	23.989	19.981	23.573
2	12:23:03.840	1:03.238	+1.987	21.779	18.884	22.575	2	12:23:03.840	1:03.238	+1.987	21.779	18.884	22.575
3	12:24:05.316	1:01.476	+0.225	21.023	18.336	22.117	3	12:24:05.316	1:01.476	+0.225	21.023	18.336	22.117
4	12:25:07.562	1:02.246	+0.995	21.060	18.613	22.573	4	12:25:07.562	1:02.246	+0.995	21.060	18.613	22.573
5	12:26:08.958	1:01.396	+0.145	21.000	18.321	22.075	5	12:26:08.958	1:01.396	+0.145	21.000	18.321	22.075
6	12:27:10.209	1:01.251		20.971	18.245	22.035	6	12:27:10.209	1:01.251		20.971	18.245	22.035
(263) Luke Knott													
1	12:22:02.060	1:08.431	+7.170	24.618	19.991	23.822	1	12:22:02.060	1:08.431	+7.170	24.618	19.991	23.822
2	12:23:05.135	1:03.075	+1.814	21.643	18.937	22.495	2	12:23:05.135	1:03.075	+1.814	21.643	18.937	22.495
3	12:24:06.780	1:01.645	+0.384	21.011	18.362	22.272	3	12:24:06.780	1:01.645	+0.384	21.011	18.362	22.272
4	12:25:08.336	1:01.556	+0.295	20.961	18.181	22.414	4	12:25:08.336	1:01.556	+0.295	20.961	18.181	22.414
5	12:26:09.970	1:01.634	+0.373	21.289	18.222	22.123	5	12:26:09.970	1:01.634	+0.373	21.289	18.222	22.123
6	12:27:11.231	1:01.261		20.969	18.228	22.064	6	12:27:11.231	1:01.261		20.969	18.228	22.064
(225) Mauricio van der Laan													
1	12:22:02.331	1:05.984	+4.830	23.378	19.669	22.937	1	12:22:02.331	1:05.984	+4.830	23.378	19.666	23.075
2	12:23:05.978	1:03.647	+2.493	22.550	18.730	22.367	2	12:23:05.978	1:03.647	+2.493	21.584	18.497	22.337
3	12:24:07.185	1:01.207	+0.053	20.894	18.207	22.106	3	12:23:51.250	1:01.913	+0.630	21.564	18.247	22.102
4	12:25:09.069	1:01.884	+0.730	20.762	18.163	22.959	4	12:24:52.587	1:01.337	+0.054	21.150	18.118	22.069
5	12:26:12.376	1:03.307	+2.153	22.788	18.193	22.326	5	12:25:53.870	1:01.283		21.048	18.225	22.010
6	12:27:13.530	1:01.154		20.907	18.244	22.003	6	12:26:55.180	1:01.310	+0.027	21.101	18.210	21.999
							7	12:27:56.742	1:01.562	+0.279	21.223	18.259	22.080
(209) Tom Grice													
1	12:22:09.955	1:06.234	+5.068	23.399	19.684	23.151	1	12:22:00.953	1:06.543	+5.251	23.473	19.636	23.434
2	12:23:12.288	1:02.333	+1.167	21.507	18.582	22.244	2	12:23:04.100	1:03.147	+1.855	21.850	18.833	22.464
3	12:24:13.709	1:01.421	+0.255	21.063	18.207	22.151	3	12:24:05.550	1:01.450	+0.158	21.020	18.369	22.061
4	12:25:22.916	1:09.207	+8.041	21.198	25.361	22.648	4	12:25:07.428	1:01.878	+0.586	21.054	18.508	22.316
5	12:26:24.082	1:01.166		20.966	18.193	22.007	5	12:26:08.720	1:01.292		20.962	18.305	22.025
6	12:27:25.304	1:01.222	+0.056	21.042	18.206	21.974							
(207) Brett Ward													
1	12:22:09.955	1:06.234	+5.068	23.399	19.684	23.151	1	12:22:00.953	1:06.543	+5.251	23.473	19.636	23.434
2	12:23:12.288	1:02.333	+1.167	21.507	18.582	22.244	2	12:23:04.100	1:03.147	+1.855	21.850	18.833	22.464
3	12:24:13.709	1:01.421	+0.255	21.063	18.207	22.151	3	12:24:05.550	1:01.450	+0.158	21.020	18.369	22.061
4	12:25:22.916	1:09.207	+8.041	21.198	25.361	22.648	4	12:25:07.428	1:01.878	+0.586	21.054	18.508	22.316
5	12:26:24.082	1:01.166		20.966	18.193	22.007	5	12:26:08.720	1:01.292		20.962	18.305	22.025
6	12:27:25.304	1:01.222	+0.056	21.042	18.206	21.974							
(261) Carlos Gil													
1	12:22:09.955	1:06.234	+5.068	23.399	19.684	23.151	1	12:22:00.953	1:06.543	+5.251	23.473	19.636	23.434
2	12:23:12.288	1:02.333	+1.167	21.507	18.582	22.244	2	12:23:04.100	1:03.147	+1.855	21.850	18.833	22.464
3	12:24:13.709	1:01.421	+0.255	21.063	18.207	22.151	3	12:24:05.550	1:01.450	+0.158	21.020	18.369	22.061
4	12:25:22.916	1:09.207	+8.041	21.198	25.361	22.648	4	12:25:07.428	1:01.878	+0.586	21.054	18.508	22.316
5	12:26:24.082	1:01.166		20.966	18.193	22.007	5	12:26:08.720	1:01.292		20.962	18.305	22.025
6	12:27:25.304	1:01.222	+0.056	21.042	18.206	21.974							

Timekeeping M. Wagner: Clerk of the course Thomas Lainer:

Steward Horst Seidel: Chief Scrutineer Paul Klaassen:





Rotax Euro Challenge Salbris/France

Rotax Seniors

Salbris 1,477 Km

Free Practice 2 odd no.

03.04.2015 12:20

Practice (7:00 Time) started at 12:20:00

Lap	Time of Day	Lap Tm	Diff	S1 Tm	S2 Tm	S3 Tm	Lap	Time of Day	Lap Tm	Diff	S1 Tm	S2 Tm	S3 Tm
6	12:27:10.025	1:01.305	+0.013	20.973	18.291	22.041	1	12:21:49.201	1:10.589	+8.782	25.505	21.397	23.687
(265) John Stewart							2	12:22:52.130	1:02.929	+1.122	21.693	18.626	22.610
1	12:21:59.643	1:07.827	+6.521	24.256	19.785	23.786	3	12:23:54.110	1:01.980	+0.173	21.342	18.376	22.262
2	12:23:05.758	1:06.115	+4.809	22.432	20.748	22.935	4	12:24:56.590	1:02.480	+0.673	21.910	18.347	22.223
3	12:24:07.792	1:02.034	+0.728	21.404	18.439	22.191	5	12:25:58.620	1:02.030	+0.223	21.558	18.332	22.140
4	12:25:09.249	1:01.457	+0.151	20.938	18.253	22.266	6	12:27:00.427	1:01.807		21.241	18.373	22.193
5	12:26:10.563	1:01.314	+0.008	20.974	18.280	22.060	7	12:28:02.356	1:01.929	+0.122	21.289	18.338	22.302
6	12:27:11.869	1:01.306		20.919	18.322	22.065	(257) Andrew Williamson						
(235) Michael Cool							1	12:21:54.803	1:07.053	+5.139	23.849	19.530	23.674
1	12:21:58.440	1:07.307	+5.994	23.860	19.965	23.482	2	12:22:57.654	1:02.851	+0.937	21.515	18.767	22.569
2	12:23:01.410	1:02.970	+1.657	21.797	18.654	22.519	3	12:23:59.810	1:02.156	+0.242	21.272	18.581	22.303
3	12:24:03.087	1:01.677	+0.364	21.057	18.397	22.223	4	12:25:01.819	1:02.009	+0.095	21.204	18.536	22.269
4	12:25:04.400	1:01.313		20.991	18.277	22.045	5	12:26:03.901	1:02.082	+0.168	21.238	18.562	22.282
5	12:26:08.049	1:03.649	+2.336	20.866	18.406	24.377	6	12:27:05.815	1:01.914		21.133	18.565	22.216
6	12:27:09.375	1:01.326	+0.013	21.038	18.313	21.975	(251) Maximilian Schmitt						
(203) Edward Brand							1	12:21:52.055	1:06.295	+4.132	23.495	19.585	23.215
1	12:22:00.287	1:07.795	+6.414	24.419	19.786	23.590	2	12:22:55.072	1:03.017	+0.854	21.728	18.678	22.611
2	12:23:02.939	1:02.652	+1.271	21.623	18.583	22.446	3	12:23:57.723	1:02.651	+0.488	21.515	18.489	22.647
3	12:24:04.776	1:01.837	+0.456	21.185	18.331	22.321	4	12:25:03.703	1:05.980	+3.817	21.616	21.495	22.869
4	12:25:06.271	1:01.495	+0.114	21.019	18.303	22.173	5	12:26:05.917	1:02.214	+0.051	21.302	18.454	22.458
5	12:26:07.680	1:01.409	+0.028	20.954	18.230	22.225	6	12:27:08.080	1:02.163		21.267	18.475	22.421
6	12:27:09.061	1:01.381		21.020	18.236	22.125	(255) Michal Stepinski						
(229) Jaakkomatti Paulin							1	12:21:51.655	1:06.387	+4.123	23.437	19.580	23.370
1	12:21:50.611	1:08.621	+7.235	23.820	21.502	23.299	2	12:22:54.770	1:03.115	+0.851	21.672	18.764	22.679
2	12:22:53.499	1:02.888	+1.502	21.563	18.704	22.621	3	12:23:57.818	1:03.048	+0.784	21.613	18.594	22.841
3	12:23:55.236	1:01.737	+0.351	21.161	18.353	22.223	4	12:25:00.201	1:02.383	+0.119	21.380	18.572	22.431
4	12:24:56.832	1:01.596	+0.210	21.102	18.334	22.160	5	12:26:02.465	1:02.264		21.365	18.486	22.413
5	12:25:58.325	1:01.493	+0.107	21.069	18.328	22.096	6	12:27:04.844	1:02.379	+0.115	21.448	18.499	22.432
6	12:26:59.711	1:01.386		21.133	18.272	21.981	(253) Kezia Santoso						
(247) Kalle Astrand							1	12:21:58.207	1:09.223	+6.935	24.202	20.577	24.444
1	12:21:57.616	1:08.254	+6.724	24.594	20.062	23.598	2	12:23:02.325	1:04.118	+1.830	22.354	19.019	22.745
2	12:23:01.037	1:03.421	+1.891	21.844	18.834	22.743	3	12:24:04.613	1:02.288		21.353	18.488	22.447
3	12:24:03.444	1:02.407	+0.877	21.402	18.648	22.357	4	12:25:08.110	1:03.497	+1.209	21.408	19.440	22.649
4	12:25:04.974	1:01.530		21.025	18.272	22.233	5	12:26:12.692	1:04.582	+2.294	22.709	19.057	22.816
5	12:26:06.627	1:01.653	+0.123	21.056	18.228	22.369	6	12:27:31.252	1:18.560	+16.272	36.955	19.005	22.600
6	12:27:08.358	1:01.731	+0.201	21.056	18.326	22.349	(245) Gabriel Delgado Barrios						
(217) Christopher Dreyspring							1	12:22:11.318	1:08.973	+6.646	24.199	20.774	24.000
1	12:23:38.249	1:06.665	+5.096	24.007	19.691	22.967	2	12:23:15.489	1:04.171	+1.844	21.864	19.060	23.247
2	12:24:40.852	1:02.603	+1.034	21.640	18.482	22.481	3	12:24:18.598	1:03.109	+0.782	21.700	18.710	22.699
3	12:25:54.985	1:14.133	+12.564	30.398	21.184	22.551	4	12:25:21.424	1:02.826	+0.499	21.429	18.630	22.767
4	12:26:56.727	1:01.742	+0.173	20.968	18.358	22.416	5	12:26:23.751	1:02.327		21.327	18.605	22.395
5	12:27:58.296	1:01.569		21.071	18.333	22.165	6	12:27:26.159	1:02.408	+0.081	21.367	18.626	22.415
(249) Luuk Montfoort							(267) Bryce Choquer						
1	12:21:47.946	1:07.761	+6.090	24.142	20.120	23.499	1	12:21:52.923	1:06.963	+4.084	24.221	19.589	23.153
2	12:22:51.360	1:03.414	+1.743	21.670	18.875	22.869	2	12:22:56.298	1:03.375	+0.496	21.962	18.851	22.562
3	12:23:53.414	1:02.054	+0.383	21.268	18.507	22.279	3	12:23:59.177	1:02.879		21.727	18.591	22.561
4	12:24:55.085	1:01.671		21.051	18.374	22.246	(231) Shane Daly						
5	12:25:56.978	1:01.893	+0.222	21.194	18.463	22.236	1	12:22:00.794	1:06.918	+5.179	23.712	19.785	23.421
6	12:26:59.046	1:02.068	+0.397	21.425	18.357	22.286	2	12:23:04.452	1:03.658	+1.919	22.229	18.856	22.573
7	12:28:01.085	1:02.039	+0.368	21.294	18.438	22.307	3	12:24:06.191	1:01.739		21.100	18.319	22.320
(271) Lennert van Bogaert							4	12:25:08.565	1:02.374	+0.635	21.103	18.341	22.930
							5	12:26:11.684	1:03.119	+1.380	21.600	18.638	22.881

Timekeeping M. Wagner:

Clerk of the course Thomas Lainer:

Steward Horst Seidel:

Chief Scrutineer Paul Klaassen:





Rotax Euro Challenge Salbris/France

Rotax Seniors

Salbris 1,477 Km

Free Practice 2 even no.

03.04.2015 12:30

Practice (7:00 Time) started at 12:30:02

Pos	No.	Name	Nat.	Chassis	Race Team	Laps	Best Tm	Diff	Gap	In Lap	km/h
1	236	Denis Mavlanov	RUS	Tonykart	KR Sport	6	1:00.918			4	87,285
2	266	Sam Marsh	GBR	Alonso	Dan Holland Racing	6	1:00.922	0.004	0.004	6	87,279
3	206	Pierce Lehane	AUS	Tonykart	Strawberry Racing	6	1:01.034	0.116	0.112	4	87,119
4	240	Gary Donnelly	IRL	Tonykart	Strawberry Racing	6	1:01.083	0.165	0.049	6	87,049
5	270	Jai Nijjar	GBR	Tonykart	Strawberry Racing	6	1:01.097	0.179	0.014	6	87,029
6	230	Alessandro Trombelli	ITA	Tonykart	MKS srl	6	1:01.116	0.198	0.019	6	87,002
7	218	Leonard Hoogenboom	NLD	Tonykart	Strawberry Racing	6	1:01.128	0.210	0.012	6	86,985
8	222	Sam Smelt	GBR	Kosmic	KR Sport	6	1:01.134	0.216	0.006	4	86,976
9	228	Luc Willemse	NLD	FA Kart	Team TKP	6	1:01.178	0.260	0.044	5	86,914
10	204	Viktor Oberg	SWE	Gillard	PDB Racing Team	6	1:01.216	0.298	0.038	5	86,860
11	212	Glenn van Parijs	BEL	Tonykart	Bouvin Power	6	1:01.216	0.298		5	86,860
12	238	Manuel Maldonado	GBR	Tonykart	MBR Racing	6	1:01.224	0.306	0.008	5	86,848
13	256	Adrien Renaudin	FRA	Sodi	Kart Pro Racing	6	1:01.239	0.321	0.015	4	86,827
14	272	Antti Johansson	FIN	OTK	TBA	6	1:01.254	0.336	0.015	5	86,806
15	258	Jonathan Aberdein	ZAF	Tonykart	KR Sport	7	1:01.359	0.441	0.105	5	86,657
16	260	Nicolas Picot	FRA	Sodikart	KPR	6	1:01.417	0.499	0.058	3	86,575
17	246	Mike Bartels	NLD	Gillard	PDB Racing Team	7	1:01.502	0.584	0.085	6	86,456
18	210	Martin Mortensen	DEU	Formula K	Formula K Kartschmie.de	6	1:01.529	0.611	0.027	4	86,418
19	264	Romain Jaloux	FRA	Tonykart	SG Drivers	6	1:01.570	0.652	0.041	6	86,360
20	244	Petr Bezel	CZE	MSKart	Bezel Petr	6	1:01.600	0.682	0.030	5	86,318
21	250	Mick Wishofer	AUT	Ricciardo Kart	Speedworld	6	1:01.603	0.685	0.003	5	86,314
22	216	Thomas Drouet	FRA	FA Kart	RM Concept	6	1:01.649	0.731	0.046	6	86,250
23	234	Robert Whiting	ZAF	Alonso	Dan Holland Racing	6	1:01.689	0.771	0.040	6	86,194
24	254	Rasmus Fridell	SWE	Kosmic	Paul Carr Racing	7	1:01.819	0.901	0.130	5	86,012
25	242	Tom Croydon	GBR	Tonykart	Coles Racing	6	1:01.824	0.906	0.005	5	86,005
26	262	Bas De Laat	NLD	Gillard	PDB Racing Team	6	1:01.848	0.930	0.024	5	85,972
27	268	Sanne van Wagenveld	NLD	FA Kart	Team TKP	7	1:01.903	0.985	0.055	7	85,896
28	232	Jake Craig	USA	Formula K	Formula K Kartschmie.de	7	1:02.054	1.136	0.151	6	85,687
29	248	Thomas Hodier	FRA	FA Kart	DSS	7	1:02.138	1.220	0.084	6	85,571





Rotax Euro Challenge Salbris/France

Rotax Seniors

Salbris 1,477 Km

Free Practice 2 even no.

03.04.2015 12:30

Practice (7:00 Time) started at 12:30:02

Lap	Time of Day	Lap Tm	Diff	S1 Tm	S2 Tm	S3 Tm	Lap	Time of Day	Lap Tm	Diff	S1 Tm	S2 Tm	S3 Tm
(236) Denis Mavlanov													
1	12:32:02.523	1:05.864	+4.946	23.389	19.437	23.038	1	12:31:56.298	1:06.805	+5.627	23.553	19.571	23.681
2	12:33:04.646	1:02.123	+1.205	21.345	18.499	22.279	2	12:33:00.200	1:03.902	+2.724	22.803	18.691	22.408
3	12:34:05.981	1:01.335	+0.417	21.020	18.232	22.083	3	12:34:01.937	1:01.737	+0.559	21.108	18.402	22.227
4	12:35:06.899	1:00.918		20.795	18.140	21.983	4	12:35:03.183	1:01.246	+0.068	21.004	18.194	22.048
5	12:36:07.855	1:00.956	+0.038	20.752	18.257	21.947	5	12:36:04.361	1:01.178		20.809	18.253	22.116
6	12:37:08.892	1:01.037	+0.119	20.787	18.193	22.057	6	12:37:05.667	1:01.306	+0.128	21.129	18.161	22.016
(266) Sam Marsh													
1	12:32:03.011	1:05.339	+4.417	23.157	19.184	22.998	(204) Viktor Oberg						
2	12:33:05.259	1:02.248	+1.326	21.306	18.563	22.379	1	12:32:04.280	1:05.157	+3.941	22.987	19.024	23.146
3	12:34:06.524	1:01.265	+0.343	20.937	18.290	22.038	2	12:33:06.239	1:01.959	+0.743	21.254	18.418	22.287
4	12:35:07.497	1:00.973	+0.051	20.849	18.166	21.958	3	12:34:07.773	1:01.534	+0.318	20.817	18.591	22.126
5	12:36:08.505	1:01.008	+0.086	20.808	18.239	21.961	4	12:35:09.024	1:01.251	+0.035	20.918	18.162	22.171
6	12:37:09.427	1:00.922		20.841	18.135	21.946	5	12:36:10.240	1:01.216		20.877	18.218	22.121
(206) Pierce Lehane													
1	12:32:08.662	1:04.997	+3.963	23.094	19.082	22.821	6	12:37:11.494	1:01.254	+0.038	20.878	18.260	22.116
2	12:33:10.354	1:01.692	+0.658	21.164	18.369	22.159	(212) Glenn van Parijs						
3	12:34:11.475	1:01.121	+0.087	20.853	18.271	21.997	1	12:32:01.038	1:05.737	+4.521	23.204	19.477	23.056
4	12:35:12.509	1:01.034		20.829	18.198	22.007	2	12:33:03.373	1:02.335	+1.119	21.513	18.526	22.296
5	12:36:13.691	1:01.182	+0.148	20.874	18.239	22.069	3	12:34:05.068	1:01.695	+0.479	21.067	18.362	22.266
6	12:37:14.746	1:01.055	+0.021	20.822	18.191	22.042	4	12:35:06.434	1:01.366	+0.150	20.918	18.299	22.149
(240) Gary Donnelly													
1	12:31:56.536	1:08.504	+7.421	23.446	19.314	25.744	5	12:36:07.650	1:01.216		20.853	18.284	22.079
2	12:32:59.929	1:03.393	+2.310	21.939	19.002	22.452	6	12:37:09.206	1:01.556	+0.340	21.255	18.214	22.087
3	12:34:01.740	1:01.811	+0.728	21.064	18.524	22.223	(238) Manuel Maldonado						
4	12:35:02.932	1:01.192	+0.109	20.858	18.334	22.000	1	12:32:10.879	1:09.419	+8.195	23.830	20.895	24.694
5	12:36:04.049	1:01.117	+0.034	20.874	18.186	22.057	2	12:33:14.112	1:03.233	+2.009	21.794	18.929	22.510
6	12:37:05.132	1:01.083		20.803	18.265	22.015	3	12:34:20.646	1:06.534	+5.310	21.213	18.564	26.757
(270) Jai Nijjar													
1	12:32:31.678	1:04.631	+3.534	22.738	19.219	22.674	4	12:35:22.522	1:01.876	+0.652	21.385	18.374	22.117
2	12:33:33.485	1:01.807	+0.710	21.156	18.493	22.158	5	12:36:23.746	1:01.224		20.967	18.184	22.073
3	12:34:34.929	1:01.444	+0.347	21.207	18.227	22.010	6	12:37:25.111	1:01.365	+0.141	20.792	18.416	22.157
4	12:35:36.106	1:01.177	+0.080	20.975	18.210	21.992	(256) Adrien Renaudin						
5	12:36:37.411	1:01.305	+0.208	21.021	18.214	22.070	1	12:32:37.215	1:05.476	+4.237	23.371	19.347	22.758
6	12:37:38.508	1:01.097		20.903	18.192	22.002	2	12:33:39.396	1:02.181	+0.942	21.428	18.490	22.263
(230) Alessandro Trombelli													
1	12:32:02.076	1:07.801	+6.685	23.336	20.217	24.248	3	12:34:40.912	1:01.516	+0.277	21.172	18.224	22.120
2	12:33:05.649	1:03.573	+2.457	21.741	19.386	22.446	4	12:35:42.151	1:01.239		21.059	18.171	22.009
3	12:34:08.356	1:02.707	+1.591	21.310	19.065	22.332	5	12:36:43.649	1:01.498	+0.259	21.049	18.292	22.157
4	12:35:09.526	1:01.170	+0.054	20.951	18.138	22.081	6	12:37:45.134	1:01.485	+0.246	21.147	18.250	22.088
5	12:36:10.782	1:01.256	+0.140	20.928	18.283	22.045	(272) Antti Johansson						
6	12:37:11.898	1:01.116		20.865	18.171	22.080	1	12:31:58.265	1:06.830	+5.576	23.354	19.843	23.633
(218) Leonard Hoogenboom													
1	12:31:57.131	1:05.363	+4.235	23.047	19.374	22.942	2	12:33:01.465	1:03.200	+1.946	21.665	18.691	22.844
2	12:32:59.772	1:02.641	+1.513	21.473	18.681	22.487	3	12:34:03.625	1:02.160	+0.906	21.130	18.384	22.646
3	12:34:01.520	1:01.748	+0.620	21.050	18.485	22.213	4	12:35:05.391	1:01.766	+0.512	21.045	18.430	22.291
4	12:35:02.726	1:01.206	+0.078	20.932	18.170	22.104	5	12:36:06.645	1:01.254		20.814	18.256	22.184
5	12:36:04.187	1:01.461	+0.333	21.138	18.232	22.091	6	12:37:08.182	1:01.537	+0.283	20.872	18.395	22.270
6	12:37:05.315	1:01.128		20.772	18.249	22.107	(258) Jonathan Aberdein						
(222) Sam Smelt													
1	12:32:03.203	1:05.278	+4.144	23.120	19.208	22.950	1	12:31:51.496	1:12.862	+11.503	24.227	24.554	24.081
2	12:33:05.781	1:02.578	+1.444	21.731	18.535	22.312	2	12:32:54.577	1:03.081	+1.722	21.876	18.736	22.469
3	12:34:07.113	1:01.332	+0.198	21.004	18.340	21.988	3	12:33:56.580	1:02.003	+0.644	21.209	18.505	22.289
4	12:35:08.247	1:01.134		20.936	18.225	21.973	4	12:34:58.200	1:01.620	+0.261	21.114	18.361	22.145
5	12:36:09.518	1:01.271	+0.137	20.863	18.309	22.099	5	12:35:59.559	1:01.359		20.948	18.289	22.122
6	12:37:10.787	1:01.269	+0.135	20.971	18.207	22.091	6	12:37:00.998	1:01.439	+0.080	20.879	18.307	22.253
(228) Luc Willemsse													
1	12:31:47.523	1:07.414	+5.912	24.163	19.701	23.550	7	12:38:02.584	1:01.586	+0.227	20.942	18.357	22.287
(260) Nicolas Picot													
1	12:31:59.120	1:05.900	+4.483	23.176	19.813	22.911	(246) Mike Bartels						
2	12:33:01.935	1:02.815	+1.398	22.089	18.532	22.194	1	12:31:47.523	1:07.414	+5.912	24.163	19.701	23.550
3	12:34:03.352	1:01.417		21.062	18.294	22.061	(226) Nicolas Picot						
4	12:35:04.801	1:01.449	+0.032	21.133	18.257	22.059	1	12:31:59.120	1:05.900	+4.483	23.176	19.813	22.911
5	12:36:14.079	1:09.278	+7.861	21.315	22.860	25.103	2	12:33:01.935	1:02.815	+1.398	22.089	18.532	22.194
6	12:37:15.550	1:01.471	+0.054	20.977	18.375	22.119	3	12:34:03.352	1:01.417		21.062	18.294	22.061

Timekeeping M. Wagner:

Clerk of the course Thomas Lainer:

Steward Horst Seidel:

Chief Scrutineer Paul Klaassen:





Rotax Euro Challenge Salbris/France

Rotax Seniors

Salbris 1,477 Km

Free Practice 2 even no.

03.04.2015 12:30

Practice (7:00 Time) started at 12:30:02

Lap	Time of Day	Lap Tm	Diff	S1 Tm	S2 Tm	S3 Tm	Lap	Time of Day	Lap Tm	Diff	S1 Tm	S2 Tm	S3 Tm
(210) Martin Mortensen													
2	12:32:50.829	1:03.306	+1.804	21.702	18.885	22.719	2	12:32:55.905	1:03.488	+1.664	21.747	18.877	22.864
3	12:33:53.649	1:02.820	+1.318	21.649	18.630	22.541	3	12:33:59.450	1:03.545	+1.721	21.837	19.174	22.534
4	12:34:55.252	1:01.603	+0.101	21.007	18.396	22.200	4	12:35:01.953	1:02.503	+0.679	21.208	18.827	22.468
5	12:35:56.982	1:01.730	+0.228	21.024	18.296	22.410	5	12:36:03.777	1:01.824		21.114	18.455	22.255
6	12:36:58.484	1:01.502		21.070	18.299	22.133	6	12:37:06.424	1:02.647	+0.823	21.926	18.395	22.326
7	12:38:00.340	1:01.856	+0.354	21.111	18.479	22.266							
(262) Bas De Laat													
1	12:31:53.528	1:13.160	+11.312	24.174	23.060	25.926	1	12:31:53.528	1:13.160	+11.312	24.174	23.060	25.926
2	12:32:56.618	1:03.090	+1.242	21.855	18.723	22.512	2	12:32:56.618	1:03.090	+1.242	21.855	18.723	22.512
3	12:33:59.107	1:02.489	+0.641	21.278	18.800	22.411	3	12:33:59.107	1:02.489	+0.641	21.278	18.800	22.411
4	12:35:01.069	1:01.962	+0.114	21.129	18.541	22.292	4	12:35:01.069	1:01.962	+0.114	21.129	18.541	22.292
5	12:36:02.917	1:01.848		21.255	18.360	22.233	5	12:36:02.917	1:01.848		21.255	18.360	22.233
6	12:37:05.022	1:02.105	+0.257	21.223	18.685	22.197	6	12:37:05.022	1:02.105	+0.257	21.223	18.685	22.197
(268) Sanne van Wagenveld													
1	12:31:48.599	1:06.338	+4.435	23.160	19.625	23.553	1	12:31:48.599	1:06.338	+4.435	23.160	19.625	23.553
2	12:32:52.529	1:03.930	+2.027	22.119	19.180	22.631	2	12:32:52.529	1:03.930	+2.027	22.119	19.180	22.631
3	12:33:55.045	1:02.516	+0.613	21.305	18.729	22.482	3	12:33:55.045	1:02.516	+0.613	21.305	18.729	22.482
4	12:34:57.216	1:02.171	+0.268	21.346	18.457	22.368	4	12:34:57.216	1:02.171	+0.268	21.346	18.457	22.368
5	12:35:59.122	1:01.906	+0.003	21.161	18.409	22.336	5	12:35:59.122	1:01.906	+0.003	21.161	18.409	22.336
6	12:37:01.222	1:02.100	+0.197	21.097	18.400	22.603	6	12:37:01.222	1:02.100	+0.197	21.097	18.400	22.603
7	12:38:03.125	1:01.903		21.192	18.398	22.313	7	12:38:03.125	1:01.903		21.192	18.398	22.313
(232) Jake Craig													
1	12:31:44.949	1:06.211	+4.157	23.627	19.402	23.182	1	12:31:44.949	1:06.211	+4.157	23.627	19.402	23.182
2	12:32:48.285	1:03.336	+1.282	21.790	18.838	22.708	2	12:32:48.285	1:03.336	+1.282	21.790	18.838	22.708
3	12:33:51.356	1:03.071	+1.017	21.681	18.839	22.551	3	12:33:51.356	1:03.071	+1.017	21.681	18.839	22.551
4	12:34:54.164	1:02.808	+0.754	21.607	18.712	22.489	4	12:34:54.164	1:02.808	+0.754	21.607	18.712	22.489
5	12:35:56.879	1:02.715	+0.661	21.505	18.537	22.673	5	12:35:56.879	1:02.715	+0.661	21.505	18.537	22.673
6	12:36:58.933	1:02.054		21.461	18.368	22.225	6	12:36:58.933	1:02.054		21.461	18.368	22.225
7	12:38:01.216	1:02.283	+0.229	21.487	18.513	22.283	7	12:38:01.216	1:02.283	+0.229	21.487	18.513	22.283
(248) Thomas Hodier													
1	12:31:41.151	1:05.462	+3.324	23.038	19.234	23.190	1	12:31:41.151	1:05.462	+3.324	23.038	19.234	23.190
2	12:32:44.030	1:02.879	+0.741	21.737	18.718	22.424	2	12:32:44.030	1:02.879	+0.741	21.737	18.718	22.424
3	12:33:46.543	1:02.513	+0.375	21.355	18.611	22.547	3	12:33:46.543	1:02.513	+0.375	21.355	18.611	22.547
4	12:34:48.787	1:02.244	+0.106	21.369	18.526	22.349	4	12:34:48.787	1:02.244	+0.106	21.369	18.526	22.349
5	12:35:50.969	1:02.182	+0.044	21.304	18.519	22.359	5	12:35:50.969	1:02.182	+0.044	21.304	18.519	22.359
6	12:36:53.107	1:02.138		21.310	18.564	22.264	6	12:36:53.107	1:02.138		21.310	18.564	22.264
7	12:37:55.374	1:02.267	+0.129	21.280	18.749	22.238	7	12:37:55.374	1:02.267	+0.129	21.280	18.749	22.238
(216) Thomas Drouet													
1	12:31:48.359	1:05.216	+3.567	22.650	19.379	23.187	1	12:31:48.359	1:05.216	+3.567	22.650	19.379	23.187
2	12:32:50.996	1:02.637	+0.988	21.680	18.653	22.304	2	12:32:50.996	1:02.637	+0.988	21.680	18.653	22.304
3	12:33:53.110	1:02.114	+0.465	21.305	18.635	22.174	3	12:33:53.110	1:02.114	+0.465	21.305	18.635	22.174
4	12:34:54.903	1:01.793	+0.144	21.243	18.437	22.113	4	12:34:54.903	1:01.793	+0.144	21.243	18.437	22.113
5	12:35:56.612	1:01.709	+0.060	21.151	18.350	22.208	5	12:35:56.612	1:01.709	+0.060	21.151	18.350	22.208
6	12:36:58.261	1:01.649		21.195	18.392	22.062	6	12:36:58.261	1:01.649		21.195	18.392	22.062
(234) Robert Whiting													
1	12:32:07.063	1:07.845	+6.156	24.128	20.174	23.543	1	12:32:07.063	1:07.845	+6.156	24.128	20.174	23.543
2	12:33:10.106	1:03.043	+1.354	21.838	18.643	22.562	2	12:33:10.106	1:03.043	+1.354	21.838	18.643	22.562
3	12:34:12.507	1:02.401	+0.712	21.461	18.537	22.403	3	12:34:12.507	1:02.401	+0.712	21.461	18.537	22.403
4	12:35:14.555	1:02.048	+0.359	21.379	18.437	22.232	4	12:35:14.555	1:02.048	+0.359	21.379	18.437	22.232
5	12:36:16.283	1:01.728	+0.039	21.171	18.289	22.268	5	12:36:16.283	1:01.728	+0.039	21.171	18.289	22.268
6	12:37:17.972	1:01.689		21.091	18.287	22.311	6	12:37:17.972	1:01.689		21.091	18.287	22.311
(254) Rasmus Fridell													
1	12:31:48.281	1:08.825	+7.006	24.922	20.229	23.674	1	12:31:48.281	1:08.825	+7.006	24.922	20.229	23.674
2	12:32:52.357	1:04.076	+2.257	22.538	18.802	22.736	2	12:32:52.357	1:04.076	+2.257	22.538	18.802	22.736
3	12:33:54.661	1:02.304	+0.485	21.354	18.551	22.399	3	12:33:54.661	1:02.304	+0.485	21.354	18.551	22.399
4	12:34:56.680	1:02.019	+0.200	21.076	18.484	22.459	4	12:34:56.680	1:02.019	+0.200	21.076	18.484	22.459
5	12:35:58.499	1:01.819		21.172	18.348	22.299	5	12:35:58.499	1:01.819		21.172	18.348	22.299
6	12:37:00.393	1:01.894	+0.075	21.170	18.372	22.352	6	12:37:00.393	1:01.894	+0.075	21.170	18.372	22.352
7	12:38:02.385	1:01.992	+0.173	21.226	18.450	22.316	7	12:38:02.385	1:01.992	+0.173	21.226	18.450	22.316
(242) Tom Croydon													
1	12:31:52.417	1:06.870	+5.046	23.530	19.734	23.606	1	12:31:52.417	1:06.870	+5.046	23.530	19.734	23.606

Timekeeping M. Wagner:



Clerk of the course Thomas Lainer:

Steward Horst Seidel:

Chief Scrutineer Paul Klaassen:





Rotax Euro Challenge Salbris/France

Rotax Seniors

Salbris 1,477 Km

Qualifying Practice Group S1

03.04.2015 15:00

Qualifying (8:00 Time) started at 15:00:00

Pos	No.	Name	Nat.	Chassis	Race Team	Laps	Best Tm	Diff	Gap	In Lap	km/h
1	206	Pierce Lehane	AUS	Tonykart	Strawberry Racing	5	1:00.596			4	87,748
2	266	Sam Marsh	GBR	Alonso	Dan Holland Racing	5	1:00.771	0.175	0.175	4	87,496
3	265	John Stewart	GBR	Tonykart	Strawberry Racing	5	1:00.806	0.210	0.035	4	87,445
4	256	Adrien Renaudin	FRA	Sodi	Kart Pro Racing	5	1:00.864	0.268	0.058	4	87,362
5	210	Martin Mortensen	DEU	Formula K	Formula K Kartschmie.de	5	1:00.913	0.317	0.049	4	87,292
6	213	Josh White	GBR	BirelART	BirelART/KMS	5	1:00.949	0.353	0.036	4	87,240
7	235	Michael Cool	BEL	Tonykart	Bouvin Power	5	1:00.957	0.361	0.008	4	87,229
8	201	Harry Webb	GBR	CRG	CRG SPA	5	1:01.011	0.415	0.054	4	87,151
9	218	Leonard Hoogenboom	NLD	Tonykart	Strawberry Racing	5	1:01.016	0.420	0.005	4	87,144
10	239	Joel Deptuch	FRA	FA Kart	Team Race Evo	5	1:01.017	0.421	0.001	4	87,143
11	209	Tom Grice	GBR	Intrepid	Intrepid Driver Program	5	1:01.041	0.445	0.024	5	87,109
12	261	Carlos Gil	ESP	Sodikart	Sodikart	5	1:01.065	0.469	0.024	5	87,074
13	230	Alessandro Trombelli	ITA	Tonykart	MKS srl	5	1:01.086	0.490	0.021	4	87,044
14	241	Oliver Askew	USA	BirelART	BirelART/KMS	5	1:01.137	0.541	0.051	4	86,972
15	225	Mauricio van der Laan	ESP	CRG	CRG SPA	5	1:01.141	0.545	0.004	4	86,966
16	262	Bas De Laat	NLD	Gillard	PDB Racing Team	5	1:01.209	0.613	0.068	4	86,870
17	216	Thomas Drouet	FRA	FA Kart	RM Concept	5	1:01.220	0.624	0.011	4	86,854
18	238	Manuel Maldonado	GBR	Tonykart	MBR Racing	5	1:01.272	0.676	0.052	5	86,780
19	222	Sam Smelt	GBR	Kosmic	KR Sport	5	1:01.311	0.715	0.039	4	86,725
20	228	Luc Willemse	NLD	FA Kart	Team TKP	5	1:01.345	0.749	0.034	4	86,677
21	246	Mike Bartels	NLD	Gillard	PDB Racing Team	5	1:01.433	0.837	0.088	4	86,553
22	247	Kalle Astrand	SWE	Gillard	PDB Racing Team	7	1:01.487	0.891	0.054	5	86,477
23	249	Luuk Montfoort	NLD	Kosmic	Montfoort Motorsport	7	1:01.566	0.970	0.079	6	86,366
24	264	Romain Jaloux	FRA	Tonykart	SG Drivers	5	1:01.669	1.073	0.103	4	86,222
25	268	Sanne van Wagenveld	NLD	FA Kart	Team TKP	5	1:01.759	1.163	0.090	4	86,096
26	254	Rasmus Fridell	SWE	Kosmic	Paul Carr Racing	5	1:01.797	1.201	0.038	4	86,043
27	231	Shane Daly	IRL	FA Kart	Dan Holland Racing	5	1:01.846	1.250	0.049	5	85,975
28	244	Petr Bezel	CZE	MSKart	Bezel Petr	5	1:01.915	1.319	0.069	5	85,879
29	245	Gabriel Delgado Barrios	PER	Gillard	PDB Racing Team	5	1:01.932	1.336	0.017	5	85,855
30	232	Jake Craig	USA	Formula K	Formula K Kartschmie.de	5	1:02.114	1.518	0.182	4	85,604

Announcements

These results are provisional until the conclusion of any judicial and technical matters!

Timekeeping M. Wagner:

Clerk of the course Thomas Lainer:

Steward Horst Seidel:

Chief Scrutineer Paul Klaassen:

Printed: 03.04.2015 15:09:38

posted at:

h





Rotax Euro Challenge Salbris/France

Rotax Seniors

Salbris 1,477 Km

Qualifying Practice Group S1

03.04.2015 15:00

Qualifying (8:00 Time) started at 15:00:00

Lap	Time of Day	Lap Tm	Diff	S1 Tm	S2 Tm	S3 Tm	Lap	Time of Day	Lap Tm	Diff	S1 Tm	S2 Tm	S3 Tm							
(206) Pierce Lehane																				
1	15:04:14.603	1:20.128	+19.532	34.296	22.548	23.284	2	15:05:23.372	1:06.702	+5.685	22.205	22.008	22.489							
2	15:05:27.106	1:12.503	+11.907	26.941	23.241	22.321	3	15:06:24.780	1:01.408	+0.391	21.035	18.289	22.084							
3	15:06:27.881	1:00.775	+0.179	20.785	18.068	21.922	4	15:07:25.797	1:01.017		20.976	18.233	21.808							
4	15:07:28.477	1:00.596		20.649	18.034	21.913	5	15:08:27.140	1:01.343	+0.326	21.186	18.274	21.883							
5	15:08:30.367	1:01.890	+1.294	21.595	18.334	21.961	(209) Tom Grice													
(266) Sam Marsh																				
1	15:04:15.573	1:21.580	+20.809	34.200	24.244	23.136	1	15:04:14.337	1:21.704	+20.663	34.630	23.202	23.872							
2	15:05:23.971	1:08.398	+7.627	22.311	23.253	22.834	2	15:05:21.602	1:07.265	+6.224	23.308	21.623	22.334							
3	15:06:25.230	1:01.259	+0.488	20.975	18.269	22.015	3	15:06:22.897	1:01.295	+0.254	20.997	18.205	22.093							
4	15:07:26.001	1:00.771		20.832	18.121	21.818	4	15:07:24.949	1:02.052	+1.011	21.670	18.385	21.997							
5	15:08:26.945	1:00.944	+0.173	20.832	18.201	21.911	5	15:08:25.990	1:01.041		20.765	18.165	22.111							
(265) John Stewart																				
1	15:04:12.218	1:19.069	+18.263	32.897	22.371	23.801	(261) Carlos Gil													
2	15:05:21.232	1:09.014	+8.208	25.118	21.775	22.621	1	15:04:17.986	1:16.777	+15.712	31.043	22.436	23.298							
3	15:06:22.630	1:01.398	+0.592	21.190	18.177	22.031	2	15:05:24.494	1:06.508	+5.443	21.613	22.309	22.586							
4	15:07:23.436	1:00.806		20.742	18.188	21.876	3	15:06:26.028	1:01.534	+0.469	21.137	18.329	22.068							
5	15:08:24.490	1:01.054	+0.248	20.848	18.261	21.945	4	15:07:27.380	1:01.352	+0.287	21.069	18.312	21.971							
(256) Adrien Renaudin																				
1	15:04:12.090	1:21.517	+20.653	35.415	22.726	23.376	5	15:08:28.445	1:01.065		20.893	18.247	21.925							
2	15:05:28.409	1:16.319	+15.455	28.583	25.224	22.512	(230) Alessandro Trombelli													
3	15:06:29.623	1:01.214	+0.350	21.066	18.160	21.988	1	15:04:11.116	1:20.135	+19.049	34.784	21.905	23.446							
4	15:07:30.487	1:00.864		20.832	18.059	21.973	2	15:05:21.133	1:10.017	+8.931	24.764	22.468	22.785							
5	15:08:31.364	1:00.877	+0.013	20.736	18.215	21.926	3	15:06:23.178	1:02.045	+0.959	21.841	18.253	21.951							
(210) Martin Mortensen																				
1	15:04:21.146	1:19.180	+18.267	32.319	23.272	23.589	4	15:07:24.264	1:01.086		21.049	18.120	21.917							
2	15:05:25.337	1:04.191	+3.278	21.423	20.024	22.744	5	15:08:25.534	1:01.270	+0.184	20.961	18.284	22.025							
3	15:06:27.184	1:01.847	+0.934	21.150	18.497	22.200	(241) Oliver Askew													
4	15:07:28.097	1:00.913		20.820	18.122	21.971	1	15:04:14.138	1:18.734	+17.597	28.278	26.539	23.917							
5	15:08:29.321	1:01.224	+0.311	20.885	18.243	22.096	2	15:05:20.557	1:06.419	+5.282	23.170	20.688	22.561							
(213) Josh White																				
1	15:04:13.291	1:18.124	+17.175	32.232	21.968	23.924	3	15:06:22.081	1:01.524	+0.387	21.227	18.314	21.983							
2	15:05:23.065	1:09.774	+8.825	25.203	22.149	22.422	4	15:07:23.218	1:01.137		21.044	18.205	21.888							
3	15:06:24.389	1:01.324	+0.375	21.069	18.280	21.975	5	15:08:24.782	1:01.564	+0.427	21.033	18.572	21.959							
4	15:07:25.338	1:00.949		20.925	18.155	21.869	(225) Mauricio van der Laan													
5	15:08:26.337	1:00.999	+0.050	20.868	18.207	21.924	1	15:04:13.115	1:22.648	+21.507	31.215	27.278	24.155							
(235) Michael Cool																				
1	15:04:06.548	1:17.400	+16.443	27.944	21.954	27.502	2	15:05:29.444	1:16.329	+15.188	26.725	26.219	23.385							
2	15:05:16.860	1:10.312	+9.355	26.972	20.729	22.611	3	15:06:31.106	1:01.662	+0.521	21.219	18.313	22.130							
3	15:06:18.230	1:01.370	+0.413	21.099	18.282	21.989	4	15:07:32.247	1:01.141		20.903	18.162	22.076							
4	15:07:19.187	1:00.957		20.884	18.169	21.904	5	15:08:33.568	1:01.321	+0.180	20.996	18.211	22.114							
5	15:08:20.587	1:01.400	+0.443	21.040	18.288	22.072	(262) Bas De Laat													
(201) Harry Webb																				
1	15:04:11.720	1:24.387	+23.376	37.801	22.963	23.623	1	15:04:16.595	1:19.747	+18.538	32.296	23.976	23.475							
2	15:05:30.440	1:18.720	+17.709	27.503	24.500	26.717	2	15:05:24.781	1:08.186	+6.977	22.157	23.321	22.708							
3	15:06:31.926	1:01.486	+0.475	21.192	18.270	22.024	3	15:06:26.402	1:01.621	+0.412	21.175	18.272	22.174							
4	15:07:32.937	1:01.011		20.920	18.110	21.981	4	15:07:27.611	1:01.209		20.857	18.294	22.058							
5	15:08:33.981	1:01.044	+0.033	20.820	18.173	22.051	5	15:08:29.024	1:01.413	+0.204	21.037	18.256	22.120							
(218) Leonard Hoogenboom																				
1	15:04:07.578	1:17.368	+16.352	27.457	21.744	28.167	(216) Thomas Drouet													
2	15:05:17.872	1:10.294	+9.278	26.606	20.804	22.884	1	15:04:12.556	1:19.663	+18.443	27.673	23.770	28.220							
3	15:06:19.081	1:01.209	+0.193	20.956	18.245	22.008	2	15:05:26.043	1:13.487	+12.267	27.835	22.867	22.785							
4	15:07:20.097	1:01.016		20.706	18.097	22.213	3	15:06:28.461	1:02.418	+1.198	21.174	18.460	22.784							
5	15:08:21.139	1:01.042	+0.026	20.715	18.306	22.021	4	15:07:29.681	1:01.220		20.954	18.190	22.076							
(239) Joel Deptuch																				
1	15:04:16.670	1:19.256	+18.239	32.133	23.828	23.295	5	15:08:31.028	1:01.347	+0.127	21.042	18.260	22.045							
(238) Manuel Maldonado																				
1	15:04:07.101	1:17.924	+16.652	26.124	21.380	30.420	(222) Sam Smelt													
2	15:05:18.711	1:11.610	+10.338	27.411	21.208	22.991	1	15:04:15.835	1:17.759	+16.448	31.332	23.413	23.014							
3	15:06:20.890	1:02.179	+0.907	21.376	18.416	22.387	2	15:05:25.760	1:09.925	+8.614	22.376	24.141	23.408							
4	15:07:22.219	1:01.329	+0.057	21.133	18.200	21.996	3	15:06:27.345	1:01.585	+0.274	21.176	18.294	22.115							
5	15:08:23.491	1:01.272		20.946	18.282	22.044	4	15:07:28.656	1:01.311		20.844	18.232	22.235							

Timekeeping M. Wagner:

Clerk of the course Thomas Lainer:

Steward Horst Seidel:

Chief Scrutineer Paul Klaassen:



Rotax Euro Challenge Salbris/France

Rotax Seniors

Salbris 1,477 Km

Qualifying Practice Group S1

03.04.2015 15:00

Qualifying (8:00 Time) started at 15:00:00

Lap	Time of Day	Lap Tm	Diff	S1 Tm	S2 Tm	S3 Tm
5	15:08:30.689	1:02.033	+0.722	21.572	18.360	22.101

(228) Luc Willemse

1	15:04:05.481	1:16.885	+15.540	25.761	21.891	29.233
2	15:05:18.387	1:12.906	+11.561	27.234	22.763	22.909
3	15:06:20.734	1:02.347	+1.002	21.353	18.416	22.578
4	15:07:22.079	1:01.345		21.026	18.171	22.148
5	15:08:25.372	1:03.293	+1.948	21.912	19.294	22.087

(246) Mike Bartels

1	15:04:08.321	1:14.460	+13.027	28.904	21.105	24.451
2	15:05:18.556	1:10.235	+8.802	26.387	20.912	22.936
3	15:06:21.114	1:02.558	+1.125	21.801	18.554	22.203
4	15:07:22.547	1:01.433		21.171	18.226	22.036
5	15:08:24.031	1:01.484	+0.051	21.057	18.288	22.139

(247) Kalle Astrand

1	15:02:14.100	1:09.933	+8.446	25.739	20.463	23.731
2	15:03:17.654	1:03.554	+2.067	21.966	18.836	22.752
3	15:04:20.482	1:02.828	+1.341	21.420	18.574	22.834
4	15:05:24.149	1:03.667	+2.180	21.443	19.631	22.593
5	15:06:25.636	1:01.487		21.021	18.269	22.197
6	15:07:27.295	1:01.659	+0.172	21.118	18.345	22.196
7	15:08:29.568	1:02.273	+0.786	21.564	18.240	22.469

(249) Luuk Montfoort

1	15:02:39.793	1:13.948	+12.382	27.823	21.272	24.853
2	15:03:42.847	1:03.054	+1.488	21.795	18.771	22.488
3	15:04:44.985	1:02.138	+0.572	21.312	18.428	22.398
4	15:05:47.329	1:02.344	+0.778	21.213	18.858	22.273
5	15:06:49.043	1:01.714	+0.148	21.237	18.330	22.147
6	15:07:50.609	1:01.566		21.092	18.403	22.071
7	15:08:52.445	1:01.836	+0.270	21.184	18.488	22.164

(264) Romain Jaloux

1	15:04:05.802	1:15.245	+13.576	27.556	21.118	26.571
2	15:05:15.066	1:09.264	+7.595	26.935	19.598	22.731
3	15:06:17.262	1:02.196	+0.527	21.370	18.594	22.232
4	15:07:18.931	1:01.669		21.164	18.363	22.142
5	15:08:21.066	1:02.135	+0.466	21.494	18.616	22.025

(268) Sanne van Wagenveld

1	15:04:08.878	1:11.712	+9.953	27.616	20.842	23.254
2	15:05:18.958	1:10.080	+8.321	26.039	20.973	23.068
3	15:06:21.361	1:02.403	+0.644	21.644	18.561	22.198
4	15:07:23.120	1:01.759		21.104	18.485	22.170
5	15:08:26.282	1:03.162	+1.403	21.543	19.406	22.213

(254) Rasmus Fridell

1	15:04:20.283	1:20.448	+18.651	33.367	22.265	24.816
2	15:05:25.121	1:04.838	+3.041	22.173	19.712	22.953
3	15:06:27.794	1:02.673	+0.876	21.204	18.510	22.959
4	15:07:29.591	1:01.797		21.110	18.317	22.370
5	15:08:31.760	1:02.169	+0.372	21.436	18.530	22.203

(231) Shane Daly

1	15:04:04.854	1:14.129	+12.283	27.065	21.445	25.619
2	15:05:18.170	1:13.316	+11.470	28.073	21.893	23.350
3	15:06:22.016	1:03.846	+2.000	21.843	19.533	22.470
4	15:07:23.979	1:01.963	+0.117	21.267	18.590	22.106
5	15:08:25.825	1:01.846		21.308	18.483	22.055

(244) Petr Bezel

1	15:04:06.899	1:12.529	+10.614	27.987	20.339	24.203
2	15:05:21.875	1:14.976	+13.061	25.694	23.617	25.665
3	15:06:24.728	1:02.853	+0.938	21.744	18.584	22.525

Lap	Time of Day	Lap Tm	Diff	S1 Tm	S2 Tm	S3 Tm
4	15:07:28.020	1:03.292	+1.377	22.353	18.761	22.178
5	15:08:29.935	1:01.915		21.496	18.317	22.102

(245) Gabriel Delgado Barrios

1	15:04:07.233	1:15.549	+13.617	29.980	20.741	24.828
2	15:05:15.545	1:08.312	+6.380	25.844	19.608	22.860
3	15:06:17.930	1:02.385	+0.453	21.368	18.563	22.454
4	15:07:20.317	1:02.387	+0.455	21.532	18.341	22.514
5	15:08:22.249	1:01.932		21.189	18.423	22.320

(232) Jake Craig

1	15:04:08.710	1:12.852	+10.738	28.698	20.746	23.408
2	15:05:14.248	1:05.538	+3.424	23.778	19.072	22.688
3	15:06:16.619	1:02.371	+0.257	21.486	18.536	22.349
4	15:07:18.733	1:02.114		21.389	18.478	22.247
5	15:08:20.960	1:02.227	+0.113	21.308	18.784	22.135



Rotax Euro Challenge Salbris/France

Rotax Seniors

Salbris 1,477 Km

Qualifying Practice Group S2

03.04.2015 15:20

Qualifying (8:00 Time) started at 15:20:02

Pos	No.	Name	Nat.	Chassis	Race Team	Laps	Best Tm	Diff	Gap	In Lap	km/h
1	233	Berkay Besler	TUR	Intrepid	Bouvin Power	7	1:00.787			6	87,473
2	223	Max Timmermans	BEL	TBA	TBA	6	1:00.803	0.016	0.016	3	87,450
3	221	Louis-Ferdinand Simmena	FRA	Tonykart	Jana Racing	7	1:00.806	0.019	0.003	4	87,445
4	207	Brett Ward	GBR	Kosmic	Aim Motorsport	7	1:00.831	0.044	0.025	3	87,409
5	270	Jai Nijjar	GBR	Tonykart	Strawberry Racing	7	1:00.870	0.083	0.039	4	87,353
6	236	Denis Mavlanov	RUS	Tonykart	KR Sport	7	1:00.879	0.092	0.009	7	87,340
7	204	Viktor Oberg	SWE	Gillard	PDB Racing Team	7	1:00.889	0.102	0.010	5	87,326
8	219	Rinus van Kalmthout	NLD	FA Kart	Team TKP	6	1:00.893	0.106	0.004	6	87,320
9	243	Thomas Preining	AUT	Intrepid	Team TKP	7	1:00.895	0.108	0.002	5	87,318
10	215	Luke Varley	UAE	Sodikart	Sodikart	7	1:00.953	0.166	0.058	7	87,234
11	240	Gary Donnelly	IRL	Tonykart	Strawberry Racing	7	1:01.010	0.223	0.057	5	87,153
12	229	Jaakkomatti Paulin	FIN	Tonykart	VRT	7	1:01.043	0.256	0.033	7	87,106
13	259	Dave Blom	NLD	Intrepid	Intrepid Driver Program	7	1:01.066	0.279	0.023	4	87,073
14	263	Luke Knott	GBR	Alonso	Dan Holland Racing	7	1:01.115	0.328	0.049	5	87,003
15	258	Jonathan Aberdein	ZAF	Tonykart	KR Sport	7	1:01.120	0.333	0.005	6	86,996
16	212	Glenn van Parijs	BEL	Tonykart	Bouvin Power	7	1:01.128	0.341	0.008	6	86,985
17	260	Nicolas Picot	FRA	Sodikart	KPR	6	1:01.136	0.349	0.008	4	86,973
18	248	Thomas Hodier	FRA	FA Kart	DSS	7	1:01.140	0.353	0.004	4	86,968
19	203	Edward Brand	GBR	CRG	CRG SPA	7	1:01.180	0.393	0.040	5	86,911
20	272	Antti Johansson	FIN	OTK	TBA	7	1:01.205	0.418	0.025	6	86,875
21	250	Mick Wishofer	AUT	Ricciardo Kart	Speedworld	7	1:01.233	0.446	0.028	4	86,836
22	217	Christopher Dreyspring	DEU	DR	VPDR/TAD Racing	7	1:01.275	0.488	0.042	5	86,776
23	267	Bryce Choquer	CAN	Gillard	PDB Racing Team	7	1:01.505	0.718	0.230	5	86,452
24	234	Robert Whiting	ZAF	Alonso	Dan Holland Racing	7	1:01.505	0.718		6	86,452
25	257	Andrew Williamson	FRA	FA Kart	DSS	6	1:01.506	0.719	0.001	5	86,450
26	271	Lennert van Bogaert	BEL	CRG	EGP Belgium	7	1:01.665	0.878	0.159	5	86,227
27	251	Maximilian Schmitt	DEU	Praga	M-Tec Praga Racing	7	1:01.792	1.005	0.127	4	86,050
28	242	Tom Croydon	GBR	Tonykart	Coles Racing	7	1:01.833	1.046	0.041	5	85,993
29	255	Michal Stepinski	POL	Kosmic	Uniq Racing	7	1:01.927	1.140	0.094	7	85,862
30	253	Kezia Santoso	IDN	Gillard	PDB Racing Team	7	1:02.026	1.239	0.099	5	85,725

Announcements

These results are provisional until the conclusion of any judicial and technical matters!

Timekeeping M. Wagner:

Clerk of the course Thomas Lainer:

Steward Horst Seidel:

Chief Scrutineer Paul Klaassen:

Printed: 03.04.2015 15:30:05

posted at:

h





Rotax Euro Challenge Salbris/France

Rotax Seniors

Salbris 1,477 Km

Qualifying Practice Group S2

03.04.2015 15:20

Qualifying (8:00 Time) started at 15:20:02

Lap	Time of Day	Lap Tm	Diff	S1 Tm	S2 Tm	S3 Tm	Lap	Time of Day	Lap Tm	Diff	S1 Tm	S2 Tm	S3 Tm
(233) Berkay Besler													
1	15:22:42.092	1:15.202	+14.415	27.063	20.845	27.294	3	15:24:44.665	1:02.559	+1.666	22.035	18.419	22.105
2	15:23:45.034	1:02.942	+2.155	21.976	18.681	22.285	4	15:25:46.566	1:01.901	+1.008	21.367	18.438	22.096
3	15:24:46.595	1:01.561	+0.774	21.014	18.523	22.024	5	15:26:47.524	1:00.958	+0.065	20.897	18.163	21.898
4	15:25:47.583	1:00.988	+0.201	20.893	18.152	21.943	6	15:27:48.417	1:00.893		20.829	18.126	21.938
5	15:26:48.668	1:01.085	+0.298	20.766	18.306	22.013	(243) Thomas Preining						
6	15:27:49.455	1:00.787		20.775	18.113	21.899	1	15:22:30.917	1:27.193	+26.298	26.701	25.482	35.010
7	15:28:50.482	1:01.027	+0.240	20.747	18.189	22.091	2	15:23:41.979	1:11.062	+10.167	25.458	22.095	23.509
(223) Max Timmermans													
1	15:22:48.133	1:13.769	+12.966	29.901	20.601	23.267	3	15:24:44.556	1:02.577	+1.682	21.300	19.104	22.173
2	15:23:49.887	1:01.754	+0.951	21.240	18.362	22.152	4	15:25:46.752	1:02.196	+1.301	21.135	18.957	22.104
3	15:24:50.690	1:00.803		20.794	18.043	21.966	5	15:26:47.647	1:00.895		20.903	18.154	21.838
4	15:25:55.916	1:05.226	+4.423	23.550	19.355	22.321	6	15:27:48.579	1:00.932	+0.037	20.857	18.143	21.932
5	15:26:59.524	1:03.608	+2.805	22.245	19.003	22.360	7	15:28:49.714	1:01.135	+0.240	20.969	18.154	22.012
6	15:28:01.670	1:02.146	+1.343	21.441	18.395	22.310	(215) Luke Varley						
(221) Louis-Ferdinand Simmenauer													
1	15:22:38.288	1:17.871	+17.065	30.603	23.348	23.920	1	15:22:43.574	1:16.131	+15.178	30.427	20.410	25.294
2	15:23:42.075	1:03.787	+2.981	21.989	18.946	22.852	2	15:23:45.975	1:02.401	+1.448	21.688	18.608	22.105
3	15:24:43.831	1:01.756	+0.950	21.269	18.417	22.070	3	15:24:47.741	1:01.766	+0.813	20.978	18.669	22.119
4	15:25:44.637	1:00.806		20.730	18.062	22.014	4	15:25:49.381	1:01.640	+0.687	21.125	18.482	22.033
5	15:26:45.565	1:00.928	+0.122	20.922	18.052	21.954	5	15:26:50.669	1:01.288	+0.335	20.917	18.372	21.999
6	15:27:46.562	1:00.997	+0.191	20.874	18.140	21.983	6	15:27:51.867	1:01.198	+0.245	20.955	18.261	21.982
7	15:28:47.762	1:01.200	+0.394	20.951	18.189	22.060	7	15:28:52.820	1:00.953		20.888	18.236	21.829
(207) Brett Ward													
1	15:22:46.286	1:16.568	+15.737	30.334	21.683	24.551	(240) Gary Donnelly						
2	15:23:48.466	1:02.180	+1.349	21.704	18.404	22.072	1	15:22:36.863	1:09.619	+8.609	25.896	20.448	23.275
3	15:24:49.297	1:00.831		20.764	18.089	21.978	2	15:23:42.170	1:05.307	+4.297	22.106	18.709	24.492
4	15:25:50.152	1:00.855	+0.024	20.796	18.137	21.922	3	15:24:44.319	1:02.149	+1.139	21.494	18.585	22.070
5	15:26:54.352	1:04.200	+3.369	22.471	19.634	22.095	4	15:25:46.419	1:02.100	+1.090	21.389	18.642	22.069
6	15:27:55.194	1:00.842	+0.011	20.768	18.112	21.962	5	15:26:47.429	1:01.010		20.853	18.206	21.951
7	15:28:56.682	1:01.488	+0.657	20.805	18.245	22.438	6	15:27:48.802	1:01.373	+0.363	21.216	18.278	21.879
(270) Jai Nijjar													
1	15:22:33.046	1:07.905	+7.035	25.540	19.613	22.752	7	15:28:49.955	1:01.153	+0.143	20.917	18.222	22.014
2	15:23:34.790	1:01.744	+0.874	21.244	18.466	22.034	(229) Jaakkomatti Paulin						
3	15:24:35.837	1:01.047	+0.177	20.910	18.245	21.892	1	15:22:37.966	1:16.382	+15.339	29.590	22.892	23.900
4	15:25:36.707	1:00.870		20.855	18.140	21.875	2	15:23:42.298	1:04.332	+3.289	22.036	19.402	22.894
5	15:26:37.737	1:01.030	+0.160	20.878	18.208	21.944	3	15:24:46.473	1:04.175	+3.132	22.617	19.265	22.293
6	15:27:38.881	1:01.144	+0.274	20.893	18.223	22.028	4	15:25:48.144	1:01.671	+0.628	21.297	18.296	22.078
7	15:28:40.061	1:01.180	+0.310	20.909	18.218	22.053	5	15:26:49.302	1:01.158	+0.115	20.860	18.224	22.074
(236) Denis Mavlanov													
1	15:22:39.805	1:10.996	+10.117	25.970	20.445	24.581	6	15:27:51.003	1:01.701	+0.658	21.252	18.299	22.150
2	15:23:42.884	1:03.079	+2.200	21.994	18.814	22.271	7	15:28:52.046	1:01.043		20.803	18.190	22.050
3	15:24:45.088	1:02.204	+1.325	21.601	18.233	22.370	(259) Dave Blom						
4	15:25:46.263	1:01.175	+0.296	20.876	18.308	21.991	1	15:22:37.678	1:19.498	+18.432	32.453	23.339	23.706
5	15:26:48.909	1:02.646	+1.767	22.017	18.612	22.017	2	15:23:41.051	1:03.373	+2.307	22.225	18.676	22.472
6	15:27:49.860	1:00.951	+0.072	20.864	18.097	21.990	3	15:24:42.515	1:01.464	+0.398	21.078	18.327	22.059
7	15:28:50.739	1:00.879		20.775	18.117	21.987	4	15:25:43.581	1:01.066		20.921	18.140	22.005
(204) Viktor Oberg													
1	15:22:44.161	1:13.640	+12.751	28.426	19.932	25.282	5	15:26:44.831	1:01.250	+0.184	20.998	18.185	22.067
2	15:23:46.311	1:02.150	+1.261	21.346	18.526	22.278	6	15:27:47.833	1:03.002	+1.936	21.550	19.318	22.134
3	15:24:47.468	1:01.157	+0.268	20.798	18.277	22.082	7	15:28:49.142	1:01.309	+0.243	20.996	18.241	22.072
4	15:25:48.549	1:01.081	+0.192	20.873	18.183	22.025	(263) Luke Knott						
5	15:26:49.438	1:00.889		20.759	18.139	21.991	1	15:22:47.354	1:15.894	+14.779	29.340	21.479	25.075
6	15:27:50.625	1:01.187	+0.298	20.861	18.178	22.148	2	15:23:49.734	1:02.380	+1.265	21.527	18.640	22.213
7	15:28:51.681	1:01.056	+0.167	20.831	18.178	22.047	3	15:24:51.038	1:01.304	+0.189	21.106	18.176	22.022
(219) Rinus van Kalmthout													
1	15:22:37.295	1:18.141	+17.248	31.648	22.979	23.514	4	15:25:52.460	1:01.422	+0.307	21.125	18.312	21.985
2	15:23:42.106	1:04.811	+3.918	22.083	18.735	23.993	5	15:26:53.575	1:01.115		20.964	18.212	21.939
							6	15:27:54.900	1:01.325	+0.210	20.903	18.217	22.205
							7	15:28:56.160	1:01.260	+0.145	20.968	18.224	22.068
							(258) Jonathan Aberdein						
							1	15:22:40.079	1:11.112	+9.992	25.979	20.364	24.769
							2	15:23:43.199	1:03.120	+2.000	21.840	18.980	22.300
							3	15:24:45.388	1:02.189	+1.069	21.389	18.647	22.153
							4	15:25:46.937	1:01.549	+0.429	20.821	18.613	22.115
							5	15:26:48.058	1:01.121	+0.001	20.945	18.212	21.964
							6	15:27:49.178	1:01.120		20.870	18.202	22.048

Timekeeping M. Wagner: Clerk of the course Thomas Lainer:

Steward Horst Seidel: Chief Scrutineer Paul Klaassen:





Rotax Euro Challenge Salbris/France

Rotax Seniors

Salbris 1,477 Km

Qualifying Practice Group S2

03.04.2015 15:20

Qualifying (8:00 Time) started at 15:20:02

Lap	Time of Day	Lap Tm	Diff	S1 Tm	S2 Tm	S3 Tm	Lap	Time of Day	Lap Tm	Diff	S1 Tm	S2 Tm	S3 Tm
7	15:28:50.298	1:01.120		20.833	18.230	22.057	2	15:23:47.657	1:03.072	+1.567	21.651	18.940	22.481
(212) Glenn van Parijs							3	15:24:49.220	1:01.563	+0.058	21.098	18.273	22.192
1	15:22:44.851	1:14.681	+13.553	29.204	20.568	24.909	4	15:25:51.155	1:01.935	+0.430	21.382	18.320	22.233
2	15:23:47.272	1:02.421	+1.293	21.517	18.604	22.300	5	15:26:52.660	1:01.505		21.046	18.296	22.163
3	15:24:48.560	1:01.288	+0.160	20.985	18.258	22.045	6	15:27:54.283	1:01.623	+0.118	21.091	18.303	22.229
4	15:25:49.696	1:01.136	+0.008	20.844	18.316	21.976	7	15:28:56.076	1:01.793	+0.288	21.083	18.408	22.302
5	15:26:50.975	1:01.279	+0.151	21.034	18.269	21.976	(234) Robert Whiting						
6	15:27:52.103	1:01.128		20.822	18.225	22.081	1	15:22:40.480	1:12.933	+11.428	26.638	21.676	24.619
7	15:28:53.421	1:01.318	+0.190	21.084	18.216	22.018	2	15:23:44.562	1:04.082	+2.577	21.818	19.617	22.647
(260) Nicolas Picot							3	15:24:47.134	1:02.572	+1.067	21.318	18.922	22.332
1	15:22:40.528	1:17.095	+15.959	27.827	21.148	28.120	4	15:25:49.028	1:01.894	+0.389	21.406	18.335	22.153
2	15:23:46.867	1:06.339	+5.203	25.493	18.626	22.220	5	15:26:51.616	1:02.588	+1.083	22.130	18.333	22.125
3	15:24:48.096	1:01.229	+0.093	20.999	18.161	22.069	6	15:27:53.121	1:01.505		21.094	18.289	22.122
4	15:25:49.232	1:01.136		20.944	18.138	22.054	7	15:28:54.857	1:01.736	+0.231	21.164	18.302	22.270
5	15:26:50.533	1:01.301	+0.165	20.946	18.239	22.116	(257) Andrew Williamson						
6	15:27:51.826	1:01.293	+0.157	20.956	18.170	22.167	1	15:22:54.748	1:21.497	+19.991	34.857	22.557	24.083
(248) Thomas Hodier							2	15:23:57.710	1:02.962	+1.456	21.921	18.749	22.292
1	15:22:49.501	1:16.240	+15.100	29.408	22.422	24.410	3	15:24:59.333	1:01.623	+0.117	21.099	18.428	22.096
2	15:23:52.110	1:02.609	+1.469	21.738	18.668	22.203	4	15:26:00.842	1:01.509	+0.003	21.024	18.422	22.063
3	15:24:53.432	1:01.322	+0.182	20.981	18.332	22.009	5	15:27:02.348	1:01.506		21.027	18.343	22.136
4	15:25:54.572	1:01.140		20.892	18.314	21.934	6	15:28:04.101	1:01.753	+0.247	21.154	18.452	22.147
5	15:26:55.836	1:01.264	+0.124	21.017	18.288	21.959	(271) Lennert van Bogaert						
6	15:27:57.106	1:01.270	+0.130	21.018	18.250	22.002	1	15:22:23.153	1:13.294	+11.629	24.894	22.076	26.324
7	15:28:58.583	1:01.477	+0.337	21.081	18.305	22.091	2	15:23:26.188	1:03.035	+1.370	21.773	18.616	22.646
(203) Edward Brand							3	15:24:28.282	1:02.094	+0.429	21.346	18.374	22.374
1	15:22:46.392	1:13.770	+12.590	27.445	21.267	25.058	4	15:25:30.075	1:01.793	+0.128	21.204	18.279	22.310
2	15:23:49.155	1:02.763	+1.583	22.063	18.563	22.137	5	15:26:31.740	1:01.665		21.190	18.263	22.212
3	15:24:50.401	1:01.246	+0.066	21.113	18.178	21.955	6	15:27:33.465	1:01.725	+0.060	21.175	18.282	22.268
4	15:25:56.484	1:06.083	+4.903	22.886	20.812	22.385	7	15:28:35.455	1:01.990	+0.325	21.260	18.384	22.346
5	15:26:57.664	1:01.180		22.995	18.170	22.015	(251) Maximilian Schmitt						
6	15:27:58.907	1:01.243	+0.063	21.038	18.168	22.037	1	15:21:57.313	1:14.300	+12.508	29.368	21.257	23.675
7	15:29:00.149	1:01.242	+0.062	20.979	18.209	22.054	2	15:23:00.724	1:03.411	+1.619	22.022	18.950	22.439
(272) Antti Johansson							3	15:24:02.781	1:02.057	+0.265	21.262	18.514	22.281
1	15:21:55.450	1:10.264	+9.059	26.627	20.346	23.291	4	15:25:04.573	1:01.792		21.248	18.332	22.212
2	15:22:57.906	1:02.456	+1.251	21.637	18.541	22.278	5	15:26:06.450	1:01.877	+0.085	21.191	18.407	22.279
3	15:23:59.442	1:01.536	+0.331	21.095	18.285	22.156	6	15:27:08.317	1:01.867	+0.075	21.172	18.454	22.241
4	15:25:00.656	1:01.214	+0.009	20.965	18.200	22.049	7	15:28:10.401	1:02.084	+0.292	21.278	18.468	22.338
5	15:26:01.980	1:01.324	+0.119	20.953	18.223	22.148	(242) Tom Croydon						
6	15:27:03.185	1:01.205		20.944	18.169	22.092	1	15:22:45.284	1:14.501	+12.668	28.783	20.903	24.815
7	15:28:04.468	1:01.283	+0.078	20.967	18.194	22.122	2	15:23:48.279	1:02.995	+1.162	21.701	18.840	22.454
(250) Mick Wishofer							3	15:24:50.205	1:01.926	+0.093	21.239	18.418	22.269
1	15:22:36.600	1:16.747	+15.514	29.783	22.020	24.944	4	15:25:53.072	1:02.867	+1.034	22.164	18.522	22.181
2	15:23:41.247	1:04.647	+3.414	22.855	18.973	22.819	5	15:26:54.905	1:01.833		21.091	18.541	22.201
3	15:24:43.249	1:02.002	+0.769	21.317	18.384	22.301	6	15:27:56.887	1:01.982	+0.149	21.086	18.576	22.320
4	15:25:44.482	1:01.233		20.918	18.242	22.073	7	15:28:59.293	1:02.406	+0.573	21.548	18.511	22.347
5	15:26:46.000	1:01.518	+0.285	21.330	18.152	22.036	(255) Michal Stepinski						
6	15:27:47.433	1:01.433	+0.200	20.941	18.305	22.187	1	15:22:38.728	1:13.172	+11.245	26.646	22.331	24.195
7	15:28:49.545	1:02.112	+0.879	21.674	18.314	22.124	2	15:23:42.361	1:03.633	+1.706	21.941	19.035	22.657
(217) Christopher Dreyspring							3	15:24:47.351	1:04.990	+3.063	22.038	20.531	22.421
1	15:22:21.622	1:15.091	+13.816	25.737	23.980	25.374	4	15:25:50.705	1:03.354	+1.427	21.980	19.065	22.309
2	15:23:24.610	1:02.988	+1.713	21.807	18.764	22.417	5	15:26:52.964	1:02.259	+0.332	21.314	18.596	22.349
3	15:24:26.270	1:01.660	+0.385	21.164	18.298	22.198	6	15:27:55.015	1:02.051	+0.124	21.142	18.502	22.407
4	15:25:27.705	1:01.435	+0.160	20.982	18.319	22.134	7	15:28:56.942	1:01.927		21.345	18.421	22.161
5	15:26:28.980	1:01.275		20.971	18.225	22.079	(253) Kezia Santos						
6	15:27:30.437	1:01.457	+0.182	21.102	18.245	22.110	1	15:22:24.447	1:12.599	+10.573	27.219	20.573	24.807
7	15:28:36.073	1:05.636	+4.361	21.167	22.089	22.380	2	15:23:28.452	1:04.005	+1.979	22.060	19.152	22.793
(267) Bryce Choquer							3	15:24:30.897	1:02.445	+0.419	21.478	18.618	22.349
1	15:22:44.585	1:12.462	+10.957	27.029	20.200	25.233	4	15:25:32.975	1:02.078	+0.052	21.238	18.496	22.344
							5	15:26:35.001	1:02.026		21.237	18.471	22.318

Timekeeping M. Wagner:

Clerk of the course Thomas Lainer:

Steward Horst Seidel:

Chief Scrutineer Paul Klaassen:





Rotax Euro Challenge Salbris/France

Rotax Seniors

Salbris 1,477 Km

Qualifying Practice Group S2

03.04.2015 15:20

Qualifying (8:00 Time) started at 15:20:02

Lap	Time of Day	Lap Tm	Diff	S1 Tm	S2 Tm	S3 Tm	Lap	Time of Day	Lap Tm	Diff	S1 Tm	S2 Tm	S3 Tm
6	15:27:37.217	1:02.216	+0.190	21.215	18.577	22.424							
7	15:28:39.515	1:02.298	+0.272	21.302	18.637	22.359							

Timekeeping M. Wagner:

Clerk of the course Thomas Lainer:

Steward Horst Seidel:

Chief Scrutineer Paul Klaassen:





Rotax Euro Challenge Salbris/France

Rotax Seniors

Salbris 1,477 Km

Total result Qualifying Group S1 / S2

Pos	No.	Name	Nat.	Chassis	Race Team	Total Best Tm	Diff	QS1 Best Tm	QS2 Best Tm
1	206	Pierce Lehane	AUS	Tonykart	Strawberry Racing	1:00.596		1:00.596	
2	266	Sam Marsh	GBR	Alonso	Dan Holland Racing	1:00.771	0.175	1:00.771	
3	233	Berkay Besler	TUR	Intrepid	Bouvin Power	1:00.787	0.191		1:00.787
4	223	Max Timmermans	BEL	Tonykart	DAEMS Racing	1:00.803	0.207		1:00.803
5	221	Louis-Ferdinand Simmenauer	FRA	Tonykart	Jana Racing	1:00.806	0.210		1:00.806
6	265	John Stewart	GBR	Tonykart	Strawberry Racing	1:00.806	0.210	1:00.806	
7	207	Brett Ward	GBR	Kosmic	Aim Motorsport	1:00.831	0.235		1:00.831
8	256	Adrien Renaudin	FRA	Sodi	Kart Pro Racing	1:00.864	0.268	1:00.864	
9	270	Jai Nijjar	GBR	Tonykart	Strawberry Racing	1:00.870	0.274		1:00.870
10	236	Denis Mavlanov	RUS	Tonykart	KR Sport	1:00.879	0.283		1:00.879
11	204	Viktor Oberg	SWE	Gillard	PDB Racing Team	1:00.889	0.293		1:00.889
12	219	Rinus van Kalmthout	NLD	FA Kart	Team TKP	1:00.893	0.297		1:00.893
13	243	Thomas Preining	AUT	Intrepid	Team TKP	1:00.895	0.299		1:00.895
14	210	Martin Mortensen	DEU	Formula K	Formula K Kartschmie.de	1:00.913	0.317	1:00.913	
15	213	Josh White	GBR	BirelART	BirelART/KMS	1:00.949	0.353	1:00.949	
16	215	Luke Varley	UAE	Sodikart	Sodikart	1:00.953	0.357		1:00.953
17	235	Michael Cool	BEL	Tonykart	Bouvin Power	1:00.957	0.361	1:00.957	
18	240	Gary Donnelly	IRL	Tonykart	Strawberry Racing	1:01.010	0.414		1:01.010
19	201	Harry Webb	GBR	CRG	CRG SPA	1:01.011	0.415	1:01.011	
20	218	Leonard Hoogenboom	NLD	Tonykart	Strawberry Racing	1:01.016	0.420	1:01.016	
21	239	Joel Deptuch	FRA	FA Kart	Team Race Evo	1:01.017	0.421	1:01.017	
22	209	Tom Grice	GBR	Intrepid	Intrepid Driver Program	1:01.041	0.445	1:01.041	
23	229	Jaakkomatti Paulin	FIN	Tonykart	VRT	1:01.043	0.447		1:01.043
24	261	Carlos Gil	ESP	Sodikart	Sodikart	1:01.065	0.469	1:01.065	
25	259	Dave Blom	NLD	Intrepid	Intrepid Driver Program	1:01.066	0.470		1:01.066
26	230	Alessandro Trombelli	ITA	Tonykart	MKS srl	1:01.086	0.490	1:01.086	
27	263	Luke Knott	GBR	Alonso	Dan Holland Racing	1:01.115	0.519		1:01.115
28	258	Jonathan Aberdein	ZAF	Tonykart	KR Sport	1:01.120	0.524		1:01.120
29	212	Glenn van Parijs	BEL	Tonykart	Bouvin Power	1:01.128	0.532		1:01.128
30	260	Nicolas Picot	FRA	Sodikart	KPR	1:01.136	0.540		1:01.136
31	241	Oliver Askew	USA	BirelART	BirelART/KMS	1:01.137	0.541	1:01.137	
32	248	Thomas Hodier	FRA	FA Kart	DSS	1:01.140	0.544		1:01.140
33	225	Mauricio van der Laan	ESP	CRG	CRG SPA	1:01.141	0.545	1:01.141	
34	203	Edward Brand	GBR	CRG	CRG SPA	1:01.180	0.584		1:01.180
35	272	Antti Johansson	FIN	OTK	TBA	1:01.205	0.609		1:01.205
36	262	Bas De Laat	NLD	Gillard	PDB Racing Team	1:01.209	0.613	1:01.209	
37	216	Thomas Drouet	FRA	FA Kart	RM Concept	1:01.220	0.624	1:01.220	
38	250	Mick Wishofer	AUT	Ricciardo Kart	Speedworld	1:01.233	0.637		1:01.233
39	238	Manuel Maldonado	GBR	Tonykart	MBR Racing	1:01.272	0.676	1:01.272	
40	217	Christopher Dreyspring	DEU	DR	VPDR/TAD Racing	1:01.275	0.679		1:01.275
41	222	Sam Smelt	GBR	Kosmic	KR Sport	1:01.311	0.715	1:01.311	
42	228	Luc Willemse	NLD	FA Kart	Team TKP	1:01.345	0.749	1:01.345	
43	246	Mike Bartels	NLD	Gillard	PDB Racing Team	1:01.433	0.837	1:01.433	
44	247	Kalle Astrand	SWE	Gillard	PDB Racing Team	1:01.487	0.891	1:01.487	
45	267	Bryce Choquer	CAN	Gillard	PDB Racing Team	1:01.505	0.909		1:01.505

Announcements

These results are provisional until the conclusion of any judicial and technical matters!



Rotax Euro Challenge Salbris/France

Rotax Seniors

Salbris 1,477 Km

Total result Qualifying Group S1 / S2

Pos	No.	Name	Nat.	Chassis	Race Team	Total Best Tm	Diff	QS1 Best Tm	QS2 Best Tm
46	234	Robert Whiting	ZAF	Alonso	Dan Holland Racing	1:01.505	0.909		1:01.505
47	257	Andrew Williamson	FRA	FA Kart	DSS	1:01.506	0.910		1:01.506
48	249	Luuk Montfoort	NLD	Kosmic	Montfoort Motorsport	1:01.566	0.970	1:01.566	
49	271	Lennert van Bogaert	BEL	CRG	EGP Belgium	1:01.665	1.069		1:01.665
50	264	Romain Jaloux	FRA	Tonykart	SG Drivers	1:01.669	1.073	1:01.669	
51	268	Sanne van Wagenveld	NLD	FA Kart	Team TKP	1:01.759	1.163	1:01.759	
52	251	Maximilian Schmitt	DEU	Praga	M-Tec Praga Racing	1:01.792	1.196		1:01.792
53	254	Rasmus Fridell	SWE	Kosmic	Paul Carr Racing	1:01.797	1.201	1:01.797	
54	242	Tom Croydon	GBR	Tonykart	Coles Racing	1:01.833	1.237		1:01.833
55	231	Shane Daly	IRL	FA Kart	Dan Holland Racing	1:01.846	1.250	1:01.846	
56	244	Petr Bezel	CZE	MSKart	Bezel Petr	1:01.915	1.319	1:01.915	
57	255	Michal Stepinski	POL	Kosmic	Uniq Racing	1:01.927	1.331		1:01.927
58	245	Gabriel Delgado Barrios	PER	Gillard	PDB Racing Team	1:01.932	1.336	1:01.932	
59	253	Kezia Santoso	IDN	Gillard	PDB Racing Team	1:02.026	1.430		1:02.026
60	232	Jake Craig	USA	Formula K	Formula K Kartschmie.de	1:02.114	1.518	1:02.114	

Announcements

These results are provisional until the conclusion of any judicial and technical matters!

Heat organization Rotax Euro Challenge Salbris / France Seniors Group A

Group	Pos	No.	Firstname	Lastname	Class	Overall BestTm
Group A	1	206	Pierce	Lehane	Seniors	1:00.596
Group A	5	221	Louis-Ferdinand	Simmenauer	Seniors	1:00.806
Group A	9	270	Jai	Nijjar	Seniors	1:00.870
Group A	13	243	Thomas	Preining	Seniors	1:00.895
Group A	17	235	Michael	Cool	Seniors	1:00.957
Group A	21	239	Joel	Deptuch	Seniors	1:01.017
Group A	25	259	Dave	Blom	Seniors	1:01.066
Group A	29	212	Glenn	van Parijs	Seniors	1:01.128
Group A	33	225	Mauricio	van der Laan	Seniors	1:01.141
Group A	37	216	Thomas	Drouet	Seniors	1:01.220
Group A	41	222	Sam	Smelt	Seniors	1:01.311
Group A	45	267	Bryce	Choquer	Seniors	1:01.505
Group A	49	271	Lennert	van Bogaert	Seniors	1:01.665
Group A	53	254	Rasmus	Fridell	Seniors	1:01.797
Group A	57	255	Michal	Stepinski	Seniors	1:01.927



Clerk of the course Thomas Lainer:

Stewards (Chairman) Horst Seidel:

Scrutineer Paul Klaassen:

Timekeeping M. Wagner:

Printed: 03.04.2015 16:56

Posted at: h

Heat organization Rotax Euro Challenge Salbris / France Seniors Group B

Group	Pos	No.	Firstname	Lastname	Class	Overall BestTm
Group B	2	266	Sam	Marsh	Seniors	1:00.771
Group B	6	265	John	Stewart	Seniors	1:00.806
Group B	10	236	Denis	Mavlanov	Seniors	1:00.879
Group B	14	210	Martin	Mortensen	Seniors	1:00.913
Group B	18	240	Gary	Donnelly	Seniors	1:01.010
Group B	22	209	Tom	Grice	Seniors	1:01.041
Group B	26	230	Alessandro	Trombelli	Seniors	1:01.086
Group B	30	260	Nicolas	Picot	Seniors	1:01.136
Group B	34	203	Edward	Brand	Seniors	1:01.180
Group B	38	250	Mick	Wishofer	Seniors	1:01.233
Group B	42	228	Luc	Willemse	Seniors	1:01.345
Group B	46	234	Robert	Whiting	Seniors	1:01.505
Group B	50	264	Romain	Jaloux	Seniors	1:01.669
Group B	54	242	Tom	Croydon	Seniors	1:01.833
Group B	58	245	Gabriel	Delgado Barrios	Seniors	1:01.932



Clerk of the course Thomas Lainer:

Stewards (Chairman) Horst Seidel:

Scrutineer Paul Klaassen:

Timekeeping M. Wagner:

Printed: 03.04.2015 16:56

Posted at: h

Heat organization Rotax Euro Challenge Salbris / France Seniors Group C

Group	Pos	No.	Firstname	Lastname	Class	Overall BestTm
Group C	3	233	Berkay	Besler	Seniors	1:00.787
Group C	7	207	Brett	Ward	Seniors	1:00.831
Group C	11	204	Viktor	Oberg	Seniors	1:00.889
Group C	15	213	Josh	White	Seniors	1:00.949
Group C	19	201	Harry	Webb	Seniors	1:01.011
Group C	23	229	Jaakkomatti	Paulin	Seniors	1:01.043
Group C	27	263	Luke	Knott	Seniors	1:01.115
Group C	31	241	Oliver	Askew	Seniors	1:01.137
Group C	35	272	Antti	Johansson	Seniors	1:01.205
Group C	39	238	Manuel	Maldonado	Seniors	1:01.272
Group C	43	246	Mike	Bartels	Seniors	1:01.433
Group C	47	257	Andrew	Williamson	Seniors	1:01.506
Group C	51	268	Sanne	van Wagensveld	Seniors	1:01.759
Group C	55	231	Shane	Daly	Seniors	1:01.846
Group C	59	253	Kezia	Santoso	Seniors	1:02.026



Clerk of the course Thomas Lainer:

Stewards (Chairman) Horst Seidel:

Scrutineer Paul Klaassen:

Timekeeping M. Wagner:

Printed: 03.04.2015 16:56

posted at: h

Heat organization Rotax Euro Challenge Salbris / France Seniors Group D

Group	Pos	No.	Firstname	Lastname	Class	Overall BestTm
Group D	4	223	Max	Timmermans	Seniors	1:00.803
Group D	8	256	Adrien	Renaudin	Seniors	1:00.864
Group D	12	219	Rinus	van Kalmthout	Seniors	1:00.893
Group D	16	215	Luke	Varley	Seniors	1:00.953
Group D	20	218	Leonard	Hoogenboom	Seniors	1:01.016
Group D	24	261	Carlos	Gil	Seniors	1:01.065
Group D	28	258	Jonathan	Aberdein	Seniors	1:01.120
Group D	32	248	Thomas	Hodier	Seniors	1:01.140
Group D	36	262	Bas	De Laat	Seniors	1:01.209
Group D	40	217	Christopher	Dreyspring	Seniors	1:01.275
Group D	44	247	Kalle	Astrand	Seniors	1:01.487
Group D	48	249	Luuk	Montfoort	Seniors	1:01.566
Group D	52	251	Maximilian	Schmitt	Seniors	1:01.792
Group D	56	244	Petr	Bezel	Seniors	1:01.915
Group D	60	232	Jake	Craig	Seniors	1:02.114



Clerk of the course Thomas Lainer:

Stewards (Chairman) Horst Seidel:

Scrutineer Paul Klaassen:

Timekeeping M. Wagner:

Printed: 03.04.2015 16:56

posted at: h

Rotax Euro Challenge
 Class: Seniors
 Date/Time: 04.04.2015 10:50

Track: Salbris / France
 Heat: Race 3 Qualifying Heat 1 A+B
 Laps: 9

Edition 1

		18	
	35		36
		17	
	33		34
		16	
	31		32
Michal Stepinski	255	Group A	Gabriel Delgado Barrios
	29	1:01.927	245
			Group B
			1:01.932
Rasmus Fridell	254	Group A	Tom Croydon
	27	1:01.797	242
			Group B
			1:01.833
Lennert van Bogaert	271	Group A	Romain Jaloux
	25	1:01.665	264
			Group B
			1:01.669
Bryce Choquer	267	Group A	Robert Whiting
	23	1:01.505	234
			Group B
			1:01.505
Sam Smelt	222	Group A	Luc Willemse
	21	1:01.311	228
			Group B
			1:01.345
Thomas Drouet	216	Group A	Mick Wishofer
	19	1:01.220	250
			Group B
			1:01.233
Mauricio van der Laan	225	Group A	Edward Brand
	17	1:01.141	203
			Group B
			1:01.180
Glenn van Parijs	212	Group A	Nicolas Picot
	15	1:01.128	260
			Group B
			1:01.136
Dave Blom	259	Group A	Alessandro Trombelli
	13	1:01.066	230
			Group B
			1:01.086
Joel Deptuch	239	Group A	Tom Grice
	11	1:01.017	209
			Group B
			1:01.041
Michael Cool	235	Group A	Gary Donnelly
	9	1:00.957	240
			Group B
			1:01.010
Thomas Preining	243	Group A	Martin Mortensen
	7	1:00.895	210
			Group B
			1:00.913
Jai Nijjar	270	Group A	Denis Mavlanov
	5	1:00.870	236
			Group B
			1:00.879
Louis-Ferdinand Simmenauer	221	Group A	John Stewart
	3	1:00.806	265
			Group B
			1:00.806
Pierce Lehane	206	Group A	Sam Marsh
	1	1:00.596	266
			Group B
			1:00.771
		Row	
			2

Pole Position



Clerk of the course Thomas Lainer:
 Stewards (Chairman) Horst Seidel:

Scrutineer Paul Klaassen:
 Timekeeping M. Wagner:

Rotax Euro Challenge
Class: Seniors
Date/Time: 04.04.2015 11:10

Track: Salbris / France
Heat: Race 4 Qualifying Heat 2 C+D
Laps: 9

Edition 1

	35	18		36
	33	17		34
	31	16		32
Kezia Santoso	253	15	Jake Craig	232
	29			30
Shane Daly	231	14	Petr Bezel	244
	27			28
Sanne van Wagenveld	268	13	Maximilian Schmitt	251
	25			26
Andrew Williamson	257	12	Luuk Montfoort	249
	23			24
Mike Bartels	246	11	Kalle Astrand	247
	21			22
Manuel Maldonado	238	10	Christopher Dreyspring	217
	19			20
Antti Johansson	272	9	Bas De Laat	262
	17			18
Oliver Askew	241	8	Thomas Hodier	248
	15			16
Luke Knott	263	7	Jonathan Aberdein	258
	13			14
Jaakkomatti Paulin	229	6	Carlos Gil	261
	11			12
Harry Webb	201	5	Leonard Hoogenboom	218
	9			10
Josh White	213	4	Luke Varley	215
	7			8
Viktor Oberg	204	3	Rinus van Kalmthout	219
	5			6
Brett Ward	207	2	Adrien Renaudin	256
	3			4
Berkay Besler	233	1	Max Timmermans	223
	1	Row		2

Pole Position

Clerk of the course Thomas Lainer:
Stewards (Chairman) Horst Seidel:

Scrutineer Paul Klaassen:
Timekeeping M. Wagner:

Rotax Euro Challenge
 Class: Seniors
 Date/Time: 04.04.2015 16:50

Track: Salbris / France
 Heat: Race 16 Qualifying Heat 6 B+C
 Laps: 9

Edition 1

	18	
35		36
	17	
33		34
	16	
31		32
Gabriel Delgado Barrios 245 Group B 1:01.932	15	Kezia Santos 253 Group C 1:02.026
29		30
Tom Croydon 242 Group B 1:01.833	14	Shane Daly 231 Group C 1:01.846
27		28
Romain Jaloux 264 Group B 1:01.669	13	Sanne van Wagensveld 268 Group C 1:01.759
25		26
Robert Whiting 234 Group B 1:01.505	12	Andrew Williamson 257 Group C 1:01.506
23		24
Luc Willemse 228 Group B 1:01.345	11	Mike Bartels 246 Group C 1:01.433
21		22
Mick Wishofer 250 Group B 1:01.233	10	Manuel Maldonado 238 Group C 1:01.272
19		20
Edward Brand 203 Group B 1:01.180	9	Antti Johansson 272 Group C 1:01.205
17		18
Nicolas Picot 260 Group B 1:01.136	8	Oliver Askew 241 Group C 1:01.137
15		16
Alessandro Trombelli 230 Group B 1:01.086	7	Luke Knott 263 Group C 1:01.115
13		14
Tom Grice 209 Group B 1:01.041	6	Jaakkomatti Paulin 229 Group C 1:01.043
11		12
Gary Donnelly 240 Group B 1:01.010	5	Harry Webb 201 Group C 1:01.011
9		10
Martin Mortensen 210 Group B 1:00.913	4	Josh White 213 Group C 1:00.949
7		8
Denis Mavlanov 236 Group B 1:00.879	3	Viktor Oberg 204 Group C 1:00.889
5		6
John Stewart 265 Group B 1:00.806	2	Brett Ward 207 Group C 1:00.831
3		4
Sam Marsh 266 Group B 1:00.771	1	Berkay Besler 233 Group C 1:00.787
1	Row	2

Pole Position

Clerk of the course Thomas Lainer:
 Stewards (Chairman) Horst Seidel:

Scrutineer Paul Klaassen:
 Timekeeping M. Wagner:

Rotax Euro Challenge
 Class: Seniors
 Date/Time: 04.04.2015 16:30

Track: Salbris / France
 Heat: Race 15 Qualifying Heat 5 A+D
 Laps: 9

Edition 1

	18	
35		36
	17	
33		34
	16	
31		32
Michal Stepinski Group A 1:01.927	15	Jake Craig Group D 1:02.114
29		30
Rasmus Fridell Group A 1:01.797	14	Petr Bezel Group D 1:01.915
27		28
Lennert van Bogaert Group A 1:01.665	13	Maximilian Schmitt Group D 1:01.792
25		26
Bryce Choquer Group A 1:01.505	12	Luuk Montfoort Group D 1:01.566
23		24
Sam Smelt Group A 1:01.311	11	Kalle Astrand Group D 1:01.487
21		22
Thomas Drouet Group A 1:01.220	10	Christopher Dreyspring Group D 1:01.275
19		20
Mauricio van der Laan Group A 1:01.141	9	Bas De Laat Group D 1:01.209
17		18
Glenn van Parijs Group A 1:01.128	8	Thomas Hodier Group D 1:01.140
15		16
Dave Blom Group A 1:01.066	7	Jonathan Aberdein Group D 1:01.120
13		14
Joel Deptuch Group A 1:01.017	6	Carlos Gil Group D 1:01.065
11		12
Michael Cool Group A 1:00.957	5	Leonard Hoogenboom Group D 1:01.016
9		10
Thomas Preining Group A 1:00.895	4	Luke Varley Group D 1:00.953
7		8
Jai Nijjar Group A 1:00.870	3	Rinus van Kalmthout Group D 1:00.893
5		6
Louis-Ferdinand Simmenauer Group A 1:00.806	2	Adrien Renaudin Group D 1:00.864
3		4
Pierce Lehane Group A 1:00.596	1	Max Timmermans Group D 1:00.803
1	Row	2

Pole Position

Clerk of the course Thomas Lainer:
 Stewards (Chairman) Horst Seidel:

Scrutineer Paul Klaassen:
 Timekeeping M. Wagner:

Rotax Euro Challenge
 Class: Seniors
 Date/Time: 04.04.2015 14:00

Track: Salbris / France
 Heat: Race 9 Qualifying Heat 3 A+C
 Laps: 9

Edition 1

	18	
35		36
	17	
33		34
	16	
31		32
Michal Stepinski Group A 1:01.927	255	253 Group C 1:02.026
29		30
Rasmus Fridell Group A 1:01.797	254	231 Group C 1:01.846
27		28
Lennert van Bogaert Group A 1:01.665	271	268 Group C 1:01.759
25		26
Bryce Choquer Group A 1:01.505	267	257 Group C 1:01.506
23		24
Sam Smelt Group A 1:01.311	222	246 Group C 1:01.433
21		22
Thomas Drouet Group A 1:01.220	216	238 Group C 1:01.272
19		20
Mauricio van der Laan Group A 1:01.141	225	272 Group C 1:01.205
17		18
Glenn van Parijs Group A 1:01.128	212	241 Group C 1:01.137
15		16
Dave Blom Group A 1:01.066	259	263 Group C 1:01.115
13		14
Joel Deptuch Group A 1:01.017	239	229 Group C 1:01.043
11		12
Michael Cool Group A 1:00.957	235	201 Group C 1:01.011
9		10
Thomas Preining Group A 1:00.895	243	213 Group C 1:00.949
7		8
Jai Nijjar Group A 1:00.870	270	204 Group C 1:00.889
5		6
Louis-Ferdinand Simmenauer Group A 1:00.806	221	207 Group C 1:00.831
3		4
Pierce Lehane Group A 1:00.596	206	233 Group C 1:00.787
1		2
Pole Position	Row	

Clerk of the course Thomas Lainer:
 Stewards (Chairman) Horst Seidel:

Scrutineer Paul Klaassen:
 Timekeeping M. Wagner:

Rotax Euro Challenge
 Class: Seniors
 Date/Time: 04.04.2015 14:20

Track: Salbris / France
 Heat: Race 10 Qualifying Heat 4 B+D
 Laps: 9
 Edition 1

	18	
35		36
	17	
33		34
	16	
31		32
Gabriel Delgado Barrios 245 Group B 1:01.932	15	Jake Craig 232 Group D 1:02.114
29		30
Tom Croydon 242 Group B 1:01.833	14	Petr Bezel 244 Group D 1:01.915
27		28
Romain Jaloux 264 Group B 1:01.669	13	Maximilian Schmitt 251 Group D 1:01.792
25		26
Robert Whiting 234 Group B 1:01.505	12	Luuk Montfoort 249 Group D 1:01.566
23		24
Luc Willemse 228 Group B 1:01.345	11	Kalle Astrand 247 Group D 1:01.487
21		22
Mick Wishofer 250 Group B 1:01.233	10	Christopher Dreyspring 217 Group D 1:01.275
19		20
Edward Brand 203 Group B 1:01.180	9	Bas De Laat 262 Group D 1:01.209
17		18
Nicolas Picot 260 Group B 1:01.136	8	Thomas Hodier 248 Group D 1:01.140
15		16
Alessandro Trombelli 230 Group B 1:01.086	7	Jonathan Aberdein 258 Group D 1:01.120
13		14
Tom Grice 209 Group B 1:01.041	6	Carlos Gil 261 Group D 1:01.065
11		12
Gary Donnelly 240 Group B 1:01.010	5	Leonard Hoogenboom 218 Group D 1:01.016
9		10
Martin Mortensen 210 Group B 1:00.913	4	Luke Varley 215 Group D 1:00.953
7		8
Denis Mavlanov 236 Group B 1:00.879	3	Rinus van Kalmthout 219 Group D 1:00.893
5		6
John Stewart 265 Group B 1:00.806	2	Adrien Renaudin 256 Group D 1:00.864
3		4
Sam Marsh 266 Group B 1:00.771	1	Max Timmermans 223 Group D 1:00.803
1		2

Pole Position

Clerk of the course Thomas Lainer:
 Stewards (Chairman) Horst Seidel:

Scrutineer Paul Klaassen:
 Timekeeping M. Wagner:



Rotax Euro Challenge Salbris/France

Rotax Seniors

Salbris 1,477 Km

Warm up odd numbers

04.04.2015 09:20

Practice (5:00 Time) started at 9:20:00

Pos	No.	Name	Nat.	Chassis	Race Team	Laps	Best Tm	Diff	Gap	In Lap	km/h
1	243	Thomas Preining	AUT	Intrepid	Team TKP	4	1:15.418			3	70,503
2	207	Brett Ward	GBR	Kosmic	Aim Motorsport	4	1:15.661	0.243	0.243	4	70,277
3	231	Shane Daly	IRL	FA Kart	Dan Holland Racing	4	1:15.818	0.400	0.157	4	70,131
4	235	Michael Cool	BEL	Tonykart	Bouvin Power	4	1:16.161	0.743	0.343	4	69,815
5	233	Berkay Besler	TUR	Intrepid	Bouvin Power	4	1:16.226	0.808	0.065	4	69,756
6	209	Tom Grice	GBR	Intrepid	Intrepid Driver Program	4	1:16.438	1.020	0.212	4	69,562
7	219	Rinus van Kalmthout	NLD	FA Kart	Team TKP	4	1:16.487	1.069	0.049	3	69,518
8	265	John Stewart	GBR	Tonykart	Strawberry Racing	4	1:16.488	1.070	0.001	4	69,517
9	267	Bryce Choquer	CAN	Gillard	PDB Racing Team	4	1:16.579	1.161	0.091	4	69,434
10	215	Luke Varley	UAE	Sodikart	Sodikart	4	1:16.624	1.206	0.045	4	69,393
11	221	Louis-Ferdinand Simmena	FRA	Tonykart	Jana Racing	4	1:16.674	1.256	0.050	4	69,348
12	263	Luke Knott	GBR	Alonso	Dan Holland Racing	4	1:16.936	1.518	0.262	3	69,112
13	201	Harry Webb	GBR	CRG	CRG SPA	4	1:16.950	1.532	0.014	4	69,099
14	239	Joel Deptuch	FRA	FA Kart	Team Race Evo	4	1:17.107	1.689	0.157	3	68,959
15	257	Andrew Williamson	FRA	FA Kart	DSS	4	1:17.132	1.714	0.025	4	68,936
16	261	Carlos Gil	ESP	Sodikart	Sodikart	3	1:17.271	1.853	0.139	2	68,812
17	213	Josh White	GBR	BirelART	BirelART/KMS	4	1:17.302	1.884	0.031	4	68,785
18	223	Max Timmermans	BEL	Tonykart	DAEMS Racing	4	1:17.515	2.097	0.213	3	68,596
19	225	Mauricio van der Laan	ESP	CRG	CRG SPA	4	1:17.756	2.338	0.241	4	68,383
20	241	Oliver Askew	USA	BirelART	BirelART/KMS	4	1:17.966	2.548	0.210	4	68,199
21	271	Lennert van Bogaert	BEL	CRG	EGP Belgium	4	1:18.003	2.585	0.037	3	68,167
22	253	Kezia Santoso	IDN	Gillard	PDB Racing Team	4	1:18.136	2.718	0.133	4	68,051
23	245	Gabriel Delgado Barrios	PER	Gillard	PDB Racing Team	4	1:18.317	2.899	0.181	4	67,893
24	259	Dave Blom	NLD	Intrepid	Intrepid Driver Program	4	1:18.679	3.261	0.362	3	67,581
25	217	Christopher Dreyspring	DEU	DR	VPDR/TAD Racing	3	1:18.764	3.346	0.085	3	67,508
26	249	Luuk Montfoort	NLD	Kosmic	Montfoort Motorsport	4	1:18.918	3.500	0.154	2	67,376
27	247	Kalle Astrand	SWE	Gillard	PDB Racing Team	4	1:19.140	3.722	0.222	3	67,187
28	251	Maximilian Schmitt	DEU	Praga	M-Tec Praga Racing	4	1:19.931	4.513	0.791	4	66,522
29	255	Michal Stepinski	POL	Kosmic	Uniq Racing	3	1:20.226	4.808	0.295	3	66,278
30	203	Edward Brand	GBR	CRG	CRG SPA					0	-
31	229	Jaakkomatti Paulin	FIN	Tonykart	VRT					0	-



Rotax Euro Challenge Salbris/France

Rotax Seniors

Salbris 1,477 Km

Warm up odd numbers

04.04.2015 09:20

Practice (5:00 Time) started at 9:20:00

Lap	Time of Day	Lap Tm	Diff	S1 Tm	S2 Tm	S3 Tm	Lap	Time of Day	Lap Tm	Diff	S1 Tm	S2 Tm	S3 Tm
(243) Thomas Preining							(263) Luke Knott						
1	9:21:56.399	1:17.640	+2.222	27.010	22.958	27.672	1	9:21:59.793	1:18.362	+1.426	26.994	23.302	28.066
2	9:23:12.511	1:16.112	+0.694	26.666	22.471	26.975	2	9:23:18.476	1:18.683	+1.747	26.803	23.185	28.695
3	9:24:27.929	1:15.418		26.265	22.379	26.774	3	9:24:35.412	1:16.936		26.710	22.766	27.460
4	9:25:43.699	1:15.770	+0.352	26.217	22.381	27.172	4	9:25:53.067	1:17.655	+0.719	26.592	23.421	27.642
(207) Brett Ward							(201) Harry Webb						
1	9:22:12.587	1:17.358	+1.697	27.402	22.738	27.218	1	9:22:04.741	1:17.413	+0.463	27.202	23.154	27.057
2	9:23:28.801	1:16.214	+0.553	26.414	22.552	27.248	2	9:23:21.745	1:17.004	+0.054	26.972	23.095	26.937
3	9:24:44.898	1:16.097	+0.436	26.685	22.329	27.083	3	9:24:39.328	1:17.583	+0.633	26.729	22.999	27.855
4	9:26:00.559	1:15.661		26.352	22.383	26.926	4	9:25:56.278	1:16.950		26.908	22.971	27.071
(231) Shane Daly							(239) Joel Deptuch						
1	9:21:54.383	1:17.030	+1.212	26.771	23.058	27.201	1	9:22:00.091	1:18.356	+1.249	27.250	23.493	27.613
2	9:23:10.276	1:15.893	+0.075	26.214	22.570	27.109	2	9:23:18.074	1:17.983	+0.876	26.841	23.149	27.993
3	9:24:26.119	1:15.843	+0.025	26.144	22.484	27.215	3	9:24:35.181	1:17.107		26.421	23.041	27.645
4	9:25:41.937	1:15.818		26.112	22.567	27.139	4	9:25:52.760	1:17.579	+0.472	26.689	23.284	27.606
(235) Michael Cool							(257) Andrew Williamson						
1	9:21:49.317	1:16.552	+0.391	26.954	22.712	26.886	1	9:22:16.442	1:18.502	+1.370	27.395	23.219	27.888
2	9:23:05.925	1:16.608	+0.447	26.705	22.921	26.982	2	9:23:34.600	1:18.158	+1.026	26.632	23.486	28.040
3	9:24:22.337	1:16.412	+0.251	26.682	22.664	27.066	3	9:24:52.245	1:17.645	+0.513	26.831	23.222	27.592
4	9:25:38.498	1:16.161		26.549	22.726	26.886	4	9:26:09.377	1:17.132		26.591	23.027	27.514
(233) Berkay Besler							(261) Carlos Gil						
1	9:21:55.187	1:18.876	+2.650	27.404	23.726	27.746	1	9:22:55.989	1:18.009	+0.738	27.120	23.240	27.649
2	9:23:12.926	1:17.739	+1.513	26.827	22.985	27.927	2	9:24:13.260	1:17.271		26.821	23.029	27.421
3	9:24:29.874	1:16.948	+0.722	26.769	22.584	27.595	3	9:25:30.945	1:17.685	+0.414	26.704	23.175	27.806
4	9:25:46.100	1:16.226		26.517	22.492	27.217	(213) Josh White						
1	9:21:58.817	1:17.508	+1.070	26.681	23.244	27.583	1	9:21:58.145	1:18.360	+1.058	27.273	23.326	27.761
2	9:23:15.569	1:16.752	+0.314	26.418	23.007	27.327	2	9:23:16.321	1:18.176	+0.874	26.968	23.407	27.801
3	9:24:37.863	1:22.294	+5.856	26.422	28.764	27.108	3	9:24:34.129	1:17.808	+0.506	26.707	23.283	27.818
4	9:25:54.301	1:16.438		26.186	23.101	27.151	4	9:25:51.431	1:17.302		26.774	22.990	27.538
(219) Rinus van Kalmthout							(223) Max Timmermans						
1	9:21:51.884	1:18.413	+1.926	27.697	23.093	27.623	1	9:22:20.272	1:18.230	+0.715	27.492	22.965	27.773
2	9:23:08.823	1:16.939	+0.452	26.816	22.597	27.526	2	9:23:37.839	1:17.567	+0.052	27.164	22.736	27.667
3	9:24:25.310	1:16.487		26.655	22.471	27.361	3	9:24:55.354	1:17.515		26.792	23.046	27.677
4	9:25:45.367	1:20.057	+3.570	26.817	25.766	27.474	4	9:26:13.103	1:17.749	+0.234	26.737	23.139	27.873
(265) John Stewart							(225) Mauricio van der Laan						
1	9:22:02.619	1:17.676	+1.188	27.109	23.107	27.460	1	9:21:57.436	1:20.588	+2.832	27.216	23.731	29.641
2	9:23:19.972	1:17.353	+0.865	26.628	23.441	27.284	2	9:23:16.881	1:19.445	+1.689	26.891	23.149	29.405
3	9:24:37.202	1:17.230	+0.742	26.703	23.294	27.233	3	9:24:34.836	1:17.955	+0.199	26.751	23.229	27.975
4	9:25:53.690	1:16.488		26.427	22.845	27.216	4	9:25:52.592	1:17.756		26.762	23.156	27.838
(267) Bryce Choquer							(241) Oliver Askew						
1	9:21:56.871	1:17.681	+1.102	27.252	23.100	27.329	1	9:21:56.293	1:19.216	+1.250	27.971	23.356	27.889
2	9:23:14.769	1:17.898	+1.319	26.919	22.794	28.185	2	9:23:14.431	1:18.138	+0.172	27.589	22.889	27.660
3	9:24:31.674	1:16.905	+0.326	26.653	23.069	27.183	3	9:24:33.635	1:19.204	+1.238	26.861	23.600	28.743
4	9:25:48.253	1:16.579		26.839	22.612	27.128	4	9:25:51.601	1:17.966		27.507	23.096	27.363
(215) Luke Varley							(271) Lennert van Bogaert						
1	9:22:18.249	1:17.694	+1.070	27.067	22.998	27.629	1	9:22:01.706	1:18.122	+0.119	27.315	23.337	27.470
2	9:23:35.334	1:17.085	+0.461	26.740	22.772	27.573	2	9:23:20.443	1:18.737	+0.734	27.053	23.805	27.879
3	9:24:56.951	1:21.617	+4.993	31.054	23.254	27.309	3	9:24:38.446	1:18.003		27.304	23.184	27.515
4	9:26:13.575	1:16.624		26.400	22.791	27.433	4	9:25:58.253	1:19.807	+1.804	26.964	23.121	29.722
(221) Louis-Ferdinand Simmenauer							(253) Kezia Santos						
1	9:22:02.363	1:19.450	+2.776	28.339	23.121	27.990	1	9:22:04.190	1:20.316	+2.180	28.372	23.453	28.491
2	9:23:19.748	1:17.385	+0.711	26.578	23.175	27.632	2	9:23:23.283	1:19.093	+0.957	27.488	23.504	28.101
3	9:24:36.688	1:16.940	+0.266	26.459	23.062	27.419	3	9:24:41.730	1:18.447	+0.311	27.263	23.032	28.152
4	9:25:53.362	1:16.674		26.333	22.856	27.485	4	9:25:59.866	1:18.136		27.230	23.067	27.839





Rotax Euro Challenge Salbris/France

Rotax Seniors

Salbris 1,477 Km

Warm up odd numbers

04.04.2015 09:20

Practice (5:00 Time) started at 9:20:00

Lap	Time of Day	Lap Tm	Diff	S1 Tm	S2 Tm	S3 Tm	Lap	Time of Day	Lap Tm	Diff	S1 Tm	S2 Tm	S3 Tm
(245) Gabriel Delgado Barrios													
1	9:22:10.763	1:21.318	+3.001	28.696	23.869	28.753							
2	9:23:32.036	1:21.273	+2.956	29.816	23.563	27.894							
3	9:24:50.807	1:18.771	+0.454	27.337	23.454	27.980							
4	9:26:09.124	1:18.317		27.156	23.125	28.036							
(259) Dave Blom													
1	9:22:15.972	1:19.604	+0.925	27.571	23.779	28.254							
2	9:23:35.029	1:19.057	+0.378	27.377	23.512	28.168							
3	9:24:53.708	1:18.679		27.198	23.601	27.880							
4	9:26:12.678	1:18.970	+0.291	27.085	23.647	28.238							
(217) Christopher Dreyspring													
1	9:22:38.329	1:20.117	+1.353	27.675	23.421	29.021							
2	9:23:57.841	1:19.512	+0.748	27.393	23.993	28.126							
3	9:25:16.605	1:18.764		26.911	23.424	28.429							
(249) Luuk Montfoort													
1	9:22:15.034	1:20.107	+1.189	27.853	24.240	28.014							
2	9:23:33.952	1:18.918		27.493	23.554	27.871							
3	9:24:53.125	1:19.173	+0.255	27.244	23.227	28.702							
4	9:26:12.987	1:19.862	+0.944	27.480	23.743	28.639							
(247) Kalle Astrand													
1	9:22:09.761	1:19.622	+0.482	27.730	23.612	28.280							
2	9:23:34.423	1:24.662	+5.522	33.016	23.592	28.054							
3	9:24:53.563	1:19.140		27.413	23.492	28.235							
4	9:26:13.310	1:19.747	+0.607	27.762	23.688	28.297							
(251) Maximilian Schmitt													
1	9:22:08.161	1:21.660	+1.729	28.458	24.264	28.938							
2	9:23:28.701	1:20.540	+0.609	27.813	24.317	28.410							
3	9:24:48.844	1:20.143	+0.212	28.348	24.027	27.768							
4	9:26:08.775	1:19.931		27.661	23.830	28.440							
(255) Michal Stepinski													
1	9:22:21.765	1:24.830	+4.604	28.260	24.213	32.357							
2	9:23:42.622	1:20.857	+0.631	28.150	23.837	28.870							
3	9:25:02.848	1:20.226		27.633	23.596	28.997							



Rotax Euro Challenge Salbris/France

Rotax Seniors

Salbris 1,477 Km

Warm up even numbers

04.04.2015 09:30

Practice (5:00 Time) started at 9:31:04

Pos	No.	Name	Nat.	Chassis	Race Team	Laps	Best Tm	Diff	Gap	In Lap	km/h
1	204	Viktor Oberg	SWE	Gillard	PDB Racing Team	4	1:15.640			2	70,296
2	236	Denis Mavlanov	RUS	Tonykart	KR Sport	4	1:16.358	0.718	0.718	4	69,635
3	258	Jonathan Aberdein	ZAF	Tonykart	KR Sport	4	1:16.387	0.747	0.029	3	69,609
4	216	Thomas Drouet	FRA	FA Kart	RM Concept	4	1:16.596	0.956	0.209	3	69,419
5	206	Pierce Lehane	AUS	Tonykart	Strawberry Racing	4	1:16.672	1.032	0.076	2	69,350
6	248	Thomas Hodier	FRA	FA Kart	DSS	2	1:16.786	1.146	0.114	2	69,247
7	234	Robert Whiting	ZAF	Alonso	Dan Holland Racing	4	1:16.964	1.324	0.178	4	69,087
8	266	Sam Marsh	GBR	Alonso	Dan Holland Racing	4	1:17.130	1.490	0.166	3	68,938
9	222	Sam Smelt	GBR	Kosmic	KR Sport	4	1:17.194	1.554	0.064	4	68,881
10	270	Jai Nijjar	GBR	Tonykart	Strawberry Racing	4	1:17.220	1.580	0.026	1	68,858
11	260	Nicolas Picot	FRA	Sodikart	KPR	3	1:17.392	1.752	0.172	2	68,705
12	232	Jake Craig	USA	Formula K	Formula K Kartschmie.de	4	1:17.414	1.774	0.022	4	68,685
13	210	Martin Mortensen	DEU	Formula K	Formula K Kartschmie.de	4	1:17.415	1.775	0.001	2	68,684
14	244	Petr Bezel	CZE	MSKart	Bezel Petr	4	1:17.416	1.776	0.001	4	68,683
15	218	Leonard Hoogenboom	NLD	Tonykart	Strawberry Racing	4	1:17.446	1.806	0.030	4	68,657
16	238	Manuel Maldonado	GBR	Tonykart	MBR Racing	4	1:17.519	1.879	0.073	4	68,592
17	230	Alessandro Trombelli	ITA	Tonykart	MKS srl	4	1:17.537	1.897	0.018	4	68,576
18	242	Tom Croydon	GBR	Tonykart	Coles Racing	4	1:17.614	1.974	0.077	4	68,508
19	246	Mike Bartels	NLD	Gillard	PDB Racing Team	4	1:17.632	1.992	0.018	4	68,492
20	262	Bas De Laat	NLD	Gillard	PDB Racing Team	4	1:17.967	2.327	0.335	3	68,198
21	228	Luc Willemse	NLD	FA Kart	Team TKP	4	1:18.374	2.734	0.407	3	67,844
22	264	Romain Jaloux	FRA	Tonykart	SG Drivers	4	1:18.940	3.300	0.566	3	67,357
23	212	Glenn van Parijs	BEL	Tonykart	Bouvin Power	4	1:19.098	3.458	0.158	4	67,223
24	250	Mick Wishofer	AUT	Ricciardo Kart	Speedworld	4	1:19.313	3.673	0.215	2	67,041
25	256	Adrien Renaudin	FRA	Sodi	Kart Pro Racing	3	1:19.533	3.893	0.220	3	66,855
26	268	Sanne van Wagenveld	NLD	FA Kart	Team TKP	4	1:20.131	4.491	0.598	4	66,356
27	272	Antti Johansson	FIN	OTK	TBA	3	1:20.746	5.106	0.615	3	65,851
28	254	Rasmus Fridell	SWE	Kosmic	Paul Carr Racing	3	1:20.822	5.182	0.076	3	65,789



Rotax Euro Challenge Salbris/France

Rotax Seniors

Salbris 1,477 Km

Warm up even numbers

04.04.2015 09:30

Practice (5:00 Time) started at 9:31:04

Lap	Time of Day	Lap Tm	Diff	S1 Tm	S2 Tm	S3 Tm	Lap	Time of Day	Lap Tm	Diff	S1 Tm	S2 Tm	S3 Tm																																										
(204) Viktor Oberg																																																							
1	9:32:49.098	1:15.938	+0.298	26.444	22.588	26.906	2	9:34:19.205	1:18.354	+0.940	27.218	23.207	27.929																																										
2	9:34:04.738	1:15.640		26.287	22.500	26.853	3	9:35:36.730	1:17.525	+0.111	26.791	23.077	27.657																																										
3	9:35:20.464	1:15.726	+0.086	26.147	22.381	27.198	4	9:36:54.144	1:17.414		26.790	23.052	27.572																																										
4	9:36:36.297	1:15.833	+0.193	26.181	22.600	27.052	(210) Martin Mortensen																																																
<table border="1"> <tbody> <tr> <td>1</td> <td>9:32:55.119</td> <td>1:18.115</td> <td>+0.700</td> <td>27.390</td> <td>23.192</td> <td>27.533</td> <td>2</td> <td>9:34:12.534</td> <td>1:17.415</td> <td></td> <td>26.732</td> <td>23.238</td> <td>27.445</td> </tr> <tr> <td>3</td> <td>9:35:31.002</td> <td>1:18.468</td> <td>+1.053</td> <td>27.053</td> <td>22.994</td> <td>28.421</td> <td>4</td> <td>9:36:48.618</td> <td>1:17.616</td> <td>+0.201</td> <td>26.994</td> <td>22.977</td> <td>27.645</td> </tr> </tbody> </table>														1	9:32:55.119	1:18.115	+0.700	27.390	23.192	27.533	2	9:34:12.534	1:17.415		26.732	23.238	27.445	3	9:35:31.002	1:18.468	+1.053	27.053	22.994	28.421	4	9:36:48.618	1:17.616	+0.201	26.994	22.977	27.645														
1	9:32:55.119	1:18.115	+0.700	27.390	23.192	27.533	2	9:34:12.534	1:17.415		26.732	23.238	27.445																																										
3	9:35:31.002	1:18.468	+1.053	27.053	22.994	28.421	4	9:36:48.618	1:17.616	+0.201	26.994	22.977	27.645																																										
(236) Denis Mavlanov																																																							
1	9:32:52.102	1:17.657	+1.299	26.983	23.010	27.664	(244) Petr Bezel																																																
2	9:34:08.828	1:16.726	+0.368	26.579	22.840	27.307	1	9:32:56.931	1:18.802	+1.386	27.667	23.324	27.811																																										
3	9:35:25.305	1:16.477	+0.119	26.575	22.662	27.240	2	9:34:14.804	1:17.873	+0.457	26.893	23.505	27.475																																										
4	9:36:41.663	1:16.358		26.453	22.625	27.280	3	9:35:34.621	1:19.817	+2.401	27.659	24.611	27.547																																										
<table border="1"> <tbody> <tr> <td>4</td> <td>9:36:52.037</td> <td>1:17.416</td> <td></td> <td></td> <td></td> <td></td> <td colspan="7">(218) Leonard Hoogenboom</td> </tr> </tbody> </table>														4	9:36:52.037	1:17.416					(218) Leonard Hoogenboom																																		
4	9:36:52.037	1:17.416					(218) Leonard Hoogenboom																																																
(258) Jonathan Aberdein																																																							
1	9:32:59.353	1:18.433	+2.046	27.196	23.021	28.216	1	9:33:07.953	1:19.953	+2.507	27.104	23.387	29.462																																										
2	9:34:16.141	1:16.788	+0.401	26.776	22.464	27.548	2	9:34:27.706	1:19.753	+2.307	27.097	25.078	27.578																																										
3	9:35:32.528	1:16.387		26.442	22.500	27.445	3	9:35:46.191	1:18.485	+1.039	26.756	23.332	28.397																																										
4	9:36:49.041	1:16.513	+0.126	26.632	22.459	27.422	4	9:37:03.637	1:17.446		26.664	23.154	27.628																																										
(216) Thomas Drouet																																																							
1	9:32:54.548	1:18.063	+1.467	27.352	23.153	27.558	(238) Manuel Maldonado																																																
2	9:34:11.832	1:17.284	+0.688	26.665	23.239	27.380	1	9:33:00.199	1:18.402	+0.883	27.403	23.134	27.865																																										
3	9:35:28.428	1:16.596		26.574	22.572	27.450	2	9:34:18.153	1:17.954	+0.435	27.280	23.050	27.624																																										
4	9:36:45.446	1:17.018	+0.422	26.541	23.038	27.439	3	9:35:35.959	1:17.806	+0.287	26.824	23.203	27.779																																										
<table border="1"> <tbody> <tr> <td>4</td> <td>9:36:53.478</td> <td>1:17.519</td> <td></td> <td></td> <td></td> <td></td> <td colspan="7">(230) Alessandro Trombelli</td> </tr> </tbody> </table>														4	9:36:53.478	1:17.519					(230) Alessandro Trombelli																																		
4	9:36:53.478	1:17.519					(230) Alessandro Trombelli																																																
(206) Pierce Lehane																																																							
1	9:33:10.403	1:17.631	+0.959	27.065	22.708	27.858	1	9:33:04.262	1:19.489	+1.952	27.460	23.725	28.304																																										
2	9:34:27.075	1:16.672		26.476	22.911	27.285	2	9:34:23.289	1:19.027	+1.490	27.281	23.610	28.136																																										
3	9:35:45.039	1:17.964	+1.292	26.786	23.560	27.618	3	9:35:41.475	1:18.186	+0.649	27.143	23.091	27.952																																										
4	9:37:01.804	1:16.765	+0.093	26.573	22.999	27.193	4	9:36:59.012	1:17.537		26.995	23.052	27.490																																										
(248) Thomas Hodier																																																							
1	9:32:53.318	1:17.583	+0.797	26.938	23.118	27.527	(242) Tom Croydon																																																
2	9:34:10.104	1:16.786		26.715	22.814	27.257	1	9:32:59.145	1:19.419	+1.805	27.544	23.329	28.546																																										
<table border="1"> <tbody> <tr> <td>2</td> <td>9:34:17.748</td> <td>1:18.603</td> <td>+0.989</td> <td>27.363</td> <td>23.235</td> <td>28.005</td> <td>2</td> <td>9:34:17.748</td> <td>1:18.603</td> <td>+0.989</td> <td>27.363</td> <td>23.235</td> <td>28.005</td> </tr> <tr> <td>3</td> <td>9:35:35.661</td> <td>1:17.913</td> <td>+0.299</td> <td>26.763</td> <td>23.235</td> <td>27.915</td> <td>3</td> <td>9:35:35.661</td> <td>1:17.913</td> <td>+0.299</td> <td>26.763</td> <td>23.235</td> <td>27.915</td> </tr> <tr> <td>4</td> <td>9:36:53.275</td> <td>1:17.614</td> <td></td> <td>26.777</td> <td>22.832</td> <td>27.509</td> <td>4</td> <td>9:36:53.275</td> <td>1:17.614</td> <td></td> <td>26.777</td> <td>23.157</td> <td>27.680</td> </tr> </tbody> </table>														2	9:34:17.748	1:18.603	+0.989	27.363	23.235	28.005	2	9:34:17.748	1:18.603	+0.989	27.363	23.235	28.005	3	9:35:35.661	1:17.913	+0.299	26.763	23.235	27.915	3	9:35:35.661	1:17.913	+0.299	26.763	23.235	27.915	4	9:36:53.275	1:17.614		26.777	22.832	27.509	4	9:36:53.275	1:17.614		26.777	23.157	27.680
2	9:34:17.748	1:18.603	+0.989	27.363	23.235	28.005	2	9:34:17.748	1:18.603	+0.989	27.363	23.235	28.005																																										
3	9:35:35.661	1:17.913	+0.299	26.763	23.235	27.915	3	9:35:35.661	1:17.913	+0.299	26.763	23.235	27.915																																										
4	9:36:53.275	1:17.614		26.777	22.832	27.509	4	9:36:53.275	1:17.614		26.777	23.157	27.680																																										
(234) Robert Whiting																																																							
1	9:33:01.947	1:18.944	+1.980	27.521	23.063	28.360	(246) Mike Bartels																																																
2	9:34:20.229	1:18.282	+1.318	27.003	23.150	28.129	1	9:33:00.022	1:20.037	+2.405	27.668	23.796	28.573																																										
3	9:35:37.703	1:17.474	+0.510	26.637	23.158	27.679	2	9:34:18.552	1:18.530	+0.898	27.243	23.515	27.772																																										
4	9:36:54.667	1:16.964		26.623	22.832	27.509	3	9:35:36.254	1:17.702	+0.070	26.812	23.164	27.726																																										
<table border="1"> <tbody> <tr> <td>4</td> <td>9:36:53.886</td> <td>1:17.632</td> <td></td> <td></td> <td></td> <td></td> <td colspan="7">(262) Bas De Laat</td> </tr> </tbody> </table>														4	9:36:53.886	1:17.632					(262) Bas De Laat																																		
4	9:36:53.886	1:17.632					(262) Bas De Laat																																																
(266) Sam Marsh																																																							
1	9:33:09.107	1:18.224	+1.094	27.469	23.441	27.314	1	9:33:05.923	1:19.683	+1.716	27.922	23.202	28.559																																										
2	9:34:26.409	1:17.302	+0.172	26.902	22.899	27.501	2	9:34:25.397	1:19.474	+1.507	27.590	23.844	28.040																																										
3	9:35:43.539	1:17.130		26.785	22.743	27.602	3	9:35:43.364	1:17.967		26.740	23.177	28.050																																										
4	9:37:00.725	1:17.186	+0.056	27.170	22.904	27.112	4	9:37:01.552	1:18.188	+0.221	27.470	23.069	27.649																																										
(222) Sam Smelt																																																							
1	9:33:05.506	1:19.342	+2.148	27.419	23.573	28.350	(228) Luc Willemse																																																
2	9:34:24.392	1:18.886	+1.692	27.837	23.170	27.879	1	9:33:01.385	1:19.303	+0.929	27.377	23.647	28.279																																										
3	9:35:42.238	1:17.846	+0.652	26.448	23.703	27.695	2	9:34:19.839	1:18.454	+0.080	27.006	23.510	27.938																																										
4	9:36:59.432	1:17.194		26.515	23.018	27.661	3	9:35:38.213	1:18.374		26.753	23.462	28.159																																										
<table border="1"> <tbody> <tr> <td>4</td> <td>9:36:57.668</td> <td>1:19.455</td> <td>+1.081</td> <td>26.825</td> <td>23.165</td> <td>29.465</td> <td colspan="7">(264) Romain Jaloux</td> </tr> </tbody> </table>														4	9:36:57.668	1:19.455	+1.081	26.825	23.165	29.465	(264) Romain Jaloux																																		
4	9:36:57.668	1:19.455	+1.081	26.825	23.165	29.465	(264) Romain Jaloux																																																
(270) Jai Nijjar																																																							
1	9:33:08.443	1:17.220		26.898	23.131	27.191	1	9:33:05.813	1:20.391	+1.451	27.502	23.924	28.965																																										
2	9:34:26.094	1:17.651	+0.431	26.469	23.282	27.900	2	9:34:25.960	1:20.147	+1.207	27.634	23.815	28.698																																										
3	9:35:47.053	1:20.959	+3.739	30.260	23.001	27.698	3	9:35:44.900	1:18.940		27.285	23.734	27.921																																										
4	9:37:04.407	1:17.354	+0.134	26.538	23.141	27.675	4	9:37:04.326	1:19.426	+0.486	27.157	24.152	28.117																																										
(260) Nicolas Picot																																																							
1	9:33:50.374	1:17.847	+0.455	27.114	22.978	27.755	(212) Glenn van Parijs																																																
2	9:35:07.766	1:17.392		27.097	22.983	27.312	1	9:33:06.427	1:19.391	+0.293	27.658	23.389	28.344																																										
3	9:36:26.739	1:18.973	+1.581	27.192	24.100	27.681																																																	
<table border="1"> <tbody> <tr> <td>4</td> <td>9:36:26.739</td> <td>1:18.973</td> <td>+1.581</td> <td>27.192</td> <td>24.100</td> <td>27.681</td> <td colspan="7"></td> </tr> </tbody> </table>														4	9:36:26.739	1:18.973	+1.581	27.192	24.100	27.681																																			
4	9:36:26.739	1:18.973	+1.581	27.192	24.100	27.681																																																	

Timekeeping M. Wagner: Clerk of the course Thomas Lainer:

Steward Horst Seidel: Chief Scrutineer Paul Klaassen:





Rotax Euro Challenge Salbris/France

Rotax Seniors

Salbris 1,477 Km

Warm up even numbers

04.04.2015 09:30

Practice (5:00 Time) started at 9:31:04

Lap	Time of Day	Lap Tm	Diff	S1 Tm	S2 Tm	S3 Tm	Lap	Time of Day	Lap Tm	Diff	S1 Tm	S2 Tm	S3 Tm
2	9:34:26.690	1:20.263	+1.165	27.606	24.013	28.644							
3	9:35:46.057	1:19.367	+0.269	27.022	23.975	28.370							
4	9:37:05.155	1:19.098		27.372	23.927	27.799							
(250) Mick Wishofer													
1	9:33:04.073	1:20.050	+0.737	27.808	23.829	28.413							
2	9:34:23.386	1:19.313		27.113	24.148	28.052							
3	9:35:43.150	1:19.764	+0.451	27.261	24.145	28.358							
4	9:37:02.836	1:19.686	+0.373	28.041	23.900	27.745							
(256) Adrien Renaudin													
1	9:33:04.935	1:21.351	+1.818	28.261	24.615	28.475							
2	9:34:24.685	1:19.750	+0.217	27.509	23.738	28.503							
3	9:35:44.218	1:19.533		27.107	23.893	28.533							
(268) Sanne van Wagenveld													
1	9:33:05.271	1:22.403	+2.272	28.495	23.980	29.928							
2	9:34:26.957	1:21.686	+1.555	28.041	24.497	29.148							
3	9:35:47.767	1:20.810	+0.679	28.412	23.743	28.655							
4	9:37:07.898	1:20.131		28.088	23.705	28.338							
(272) Antti Johansson													
1	9:33:14.387	1:25.762	+5.016	28.810	24.860	32.092							
2	9:34:35.216	1:20.829	+0.083	27.875	23.837	29.117							
3	9:35:55.962	1:20.746		27.766	23.906	29.074							
(254) Rasmus Fridell													
1	9:32:59.904	1:22.212	+1.390	28.430	24.171	29.611							
2	9:34:21.474	1:21.570	+0.748	28.306	24.470	28.794							
3	9:35:42.296	1:20.822		27.938	24.012	28.872							

Timekeeping M. Wagner: Clerk of the course Thomas Lainer:

Steward Horst Seidel: Chief Scrutineer Paul Klaassen:





Rotax Euro Challenge Salbris/France

Rotax Seniors

Salbris 1,477 Km

RACE 3 Qualifying Heat 1 A-B

-NEW-

04.04.2015 10:50

Race (9 Laps) started at 10:55:10

Pos	No.	Name	Nat.	Chassis	Race Team	Laps	Total Tm	Diff	Best Tm	In Lap	km/h	Points
1	206	Pierce Lehane	AUS	Tonykart	Strawberry Racing	9	11:33.286		1:16.557	8	69,454	0
2	266	Sam Marsh	GBR	Alonso	Dan Holland Racing	9	11:37.351	4.065	1:16.927	6	69,120	2
3	221	Louis-Ferdinand Simmenau	FRA	Tonykart	Jana Racing	9	11:41.697	8.411	1:17.291	9	68,795	3
4	265	John Stewart	GBR	Tonykart	Strawberry Racing	9	11:46.494	13.208	1:17.014	8	69,042	4
5	203	Edward Brand	GBR	CRG	CRG SPA	9	11:50.065	16.779	1:17.174	7	68,899	5
6	235	Michael Cool	BEL	Tonykart	Bouvin Power	9	11:50.871	17.585	1:17.704	9	68,429	6
7	254	Rasmus Fridell	SWE	Kosmic	Paul Carr Racing	9	11:54.118	20.832	1:17.464	9	68,641	7
8	228	Luc Willemse	NLD	FA Kart	Team TKP	9	11:55.263	21.977	1:18.109	9	68,074	8
9	209	Tom Grice	GBR	Intrepid	Intrepid Driver Program	9	11:56.255	22.969	1:16.959	8	69,091	9
10	250	Mick Wishofer	AUT	Ricciardo Kart	Speedworld	9	11:56.285	22.999	1:18.657	9	67,600	10
11	222	Sam Smelt	GBR	Kosmic	KR Sport	9	11:56.736	23.450	1:17.978	7	68,188	11
12	212	Glenn van Parijs	BEL	Tonykart	Bouvin Power	9	11:57.329	24.043	1:18.280	6	67,925	12
13	255	Michal Stepinski	POL	Kosmic	Uniq Racing	9	11:58.064	24.778	1:18.488	8	67,745	13
14	243	Thomas Preining	AUT	Intrepid	Team TKP	9	11:58.608	25.322	1:18.139	9	68,048	14
15	271	Lennert van Bogaert	BEL	CRG	EGP Belgium	9	11:59.903	26.617	1:17.939	6	68,223	15
16	230	Alessandro Trombelli	ITA	Tonykart	MKS srl	9	12:00.251	26.965	1:18.336	6	67,877	16
17	236	Denis Mavlanov	RUS	Tonykart	KR Sport	9	12:00.286	27.000	1:17.361	5	68,732	17
18	225	Mauricio van der Laan	ESP	CRG	CRG SPA	9	12:00.739	27.453	1:18.312	6	67,898	18
19	245	Gabriel Delgado Barrios	PER	Gillard	PDB Racing Team	9	12:01.994	28.708	1:18.377	9	67,841	19
20	234	Robert Whiting	ZAF	Alonso	Dan Holland Racing	9	12:03.191	29.905	1:17.761	7	68,379	20
21	216	Thomas Drouet	FRA	FA Kart	RM Concept	9	12:03.655	30.369	1:18.662	4	67,596	21
22	264	Romain Jaloux	FRA	Tonykart	SG Drivers	9	12:10.169	36.883	1:19.616	9	66,786	22
23	239	Joel Deptuch	FRA	FA Kart	Team Race Evo	9	12:10.634	37.348	1:17.543	9	68,571	23
24	267	Bryce Choquer	CAN	Gillard	PDB Racing Team	9	12:10.841	37.555	1:17.987	7	68,181	24
25	242	Tom Croydon	GBR	Tonykart	Coles Racing	8	12:46.279	1 Lap	1:18.429	7	67,796	25
26	210	Martin Mortensen	DEU	Formula K	Formula K Kartschmie.de	4	5:17.893	5 Laps	1:17.550	3	68,565	26
27	259	Dave Blom	NLD	Intrepid	Intrepid Driver Program		0.837	9 Laps		0	-	27
28	260	Nicolas Picot	FRA	Sodikart	KPR		1.027	9 Laps		0	-	28

Not classified


DNS	240	Gary Donnelly	IRL	Tonykart	Strawberry Racing			DNS		0	-	31
EXC	270	Jai Nijjar	GBR	Tonykart	Strawberry Racing	2	2:38.983	EXC	1:17.824	2	68,323	32

Announcements

These results are provisional until the conclusion of any judicial and technical matters!
 No. 270 black flag / short cut track in formation lap
 No. 267 + 209 time penalty 10 sec. / unfair driving

Margin of Victory	Ø km/h	Best Lap Tm	km/h	Best Lap by
4.065	69,026	1:16.557	69,454	206 - Pierce Lehane

Official Timing www.rgmmc.com Orbits

Timekeeping M. Wagner:  Clerk of the course Thomas Lainer: www.mylaps.com
 Steward Horst Seidel: Chief Scrutineer Paul Klaassen: Licensed to: Motorsport Events
 Printed: 04.04.2015 11:37:24 posted at: h



Rotax Euro Challenge Salbris/France

Rotax Seniors

Salbris 1,477 Km

RACE 3 Qualifying Heat 1 A-B

04.04.2015 10:50

Race (9 Laps) started at 10:55:10

Lap	Time of Day	Lap Tm	Diff	S1 Tm	S2 Tm	S3 Tm
(206) Pierce Lehane						
1	10:56:28.878	1:18.253	+1.696	27.438	22.971	27.844
2	10:57:46.114	1:17.236	+0.679	26.833	22.884	27.519
3	10:59:03.495	1:17.381	+0.824	26.775	22.943	27.663
4	11:00:20.147	1:16.652	+0.095	26.709	22.615	27.328
5	11:01:36.841	1:16.694	+0.137	26.572	22.732	27.390
6	11:02:53.438	1:16.597	+0.040	26.557	22.621	27.419
7	11:04:10.460	1:17.022	+0.465	26.671	22.786	27.565
8	11:05:27.017	1:16.557		26.543	22.755	27.259
9	11:06:43.911	1:16.894	+0.337	26.528	22.865	27.501

Lap	Time of Day	Lap Tm	Diff	S1 Tm	S2 Tm	S3 Tm
(235) Michael Cool						
1	10:56:33.000	1:21.756	+4.052	29.670	23.882	28.204
2	10:57:51.671	1:18.671	+0.967	27.148	23.857	27.666
3	10:59:09.562	1:17.891	+0.187	26.675	23.457	27.759
4	11:00:29.920	1:20.358	+2.654	27.213	24.405	28.740
5	11:01:49.520	1:19.600	+1.896	27.752	23.659	28.189
6	11:03:07.773	1:18.253	+0.549	26.836	23.257	28.160
7	11:04:25.789	1:18.016	+0.312	26.714	23.695	27.607
8	11:05:43.792	1:18.003	+0.299	26.745	23.654	27.604
9	11:07:01.496	1:17.704		27.064	23.109	27.531

Lap	Time of Day	Lap Tm	Diff	S1 Tm	S2 Tm	S3 Tm
(266) Sam Marsh						
1	10:56:29.854	1:18.966	+2.039	28.133	23.135	27.698
2	10:57:47.365	1:17.511	+0.584	26.829	23.289	27.393
3	10:59:04.547	1:17.182	+0.255	26.547	23.081	27.554
4	11:00:21.821	1:17.274	+0.347	27.029	22.896	27.349
5	11:01:39.132	1:17.311	+0.384	27.002	22.908	27.401
6	11:02:56.059	1:16.927		26.628	22.887	27.412
7	11:04:13.100	1:17.041	+0.114	26.606	22.959	27.476
8	11:05:30.725	1:17.625	+0.698	26.998	23.021	27.606
9	11:06:47.976	1:17.251	+0.324	26.911	22.772	27.568

Lap	Time of Day	Lap Tm	Diff	S1 Tm	S2 Tm	S3 Tm
(254) Rasmus Fridell						
1	10:56:35.926	1:23.444	+5.980	30.010	24.464	28.970
2	10:57:56.104	1:20.178	+2.714	27.645	23.672	28.861
3	10:59:15.570	1:19.466	+2.002	27.914	23.478	28.074
4	11:00:33.701	1:18.131	+0.667	27.053	23.300	27.778
5	11:01:52.521	1:18.820	+1.356	26.997	23.512	28.311
6	11:03:10.948	1:18.427	+0.963	27.382	23.266	27.779
7	11:04:29.174	1:18.226	+0.762	26.836	23.364	28.026
8	11:05:47.279	1:18.105	+0.641	26.826	23.370	27.909
9	11:07:04.743	1:17.464		26.666	23.176	27.622

Lap	Time of Day	Lap Tm	Diff	S1 Tm	S2 Tm	S3 Tm
(221) Louis-Ferdinand Simmenauer						
1	10:56:30.823	1:20.088	+2.797	28.105	24.299	27.684
2	10:57:48.889	1:18.066	+0.775	27.140	23.448	27.478
3	10:59:06.705	1:17.816	+0.525	27.093	23.200	27.523
4	11:00:24.473	1:17.768	+0.477	27.202	23.105	27.461
5	11:01:42.185	1:17.712	+0.421	26.797	23.335	27.580
6	11:02:59.708	1:17.523	+0.232	26.749	23.294	27.480
7	11:04:17.402	1:17.694	+0.403	26.815	23.350	27.529
8	11:05:35.031	1:17.629	+0.338	26.701	23.369	27.559
9	11:06:52.322	1:17.291		26.734	22.988	27.569

Lap	Time of Day	Lap Tm	Diff	S1 Tm	S2 Tm	S3 Tm
(228) Luc Willemse						
1	10:56:36.890	1:24.882	+6.773	32.803	23.735	28.344
2	10:57:55.894	1:19.004	+0.895	27.178	23.891	27.935
3	10:59:14.664	1:18.770	+0.661	27.141	23.688	27.941
4	11:00:32.810	1:18.146	+0.037	26.824	23.339	27.983
5	11:01:51.269	1:18.459	+0.350	26.787	23.542	28.130
6	11:03:09.677	1:18.408	+0.299	26.757	23.665	27.986
7	11:04:29.662	1:19.985	+1.876	27.345	23.928	28.712
8	11:05:47.779	1:18.117	+0.008	26.714	23.401	28.002
9	11:07:05.888	1:18.109		26.799	23.443	27.867

Lap	Time of Day	Lap Tm	Diff	S1 Tm	S2 Tm	S3 Tm
(209) Tom Grice						
1	10:56:35.562	1:24.099	+7.140	31.773	23.948	28.378
2	10:57:53.829	1:18.267	+1.308	26.832	23.341	28.094
3	10:59:12.230	1:18.401	+1.442	26.636	23.774	27.991
4	11:00:30.014	1:17.784	+0.825	26.637	23.338	27.809
5	11:01:48.333	1:18.319	+1.360	27.220	23.350	27.749
6	11:03:05.321	1:16.988	+0.029	26.676	23.039	27.273
7	11:04:22.471	1:17.150	+0.191	26.608	22.998	27.544
8	11:05:39.430	1:16.959		26.568	23.074	27.317
9	11:06:56.880	1:17.450	+0.491	26.723	23.138	27.589

Lap	Time of Day	Lap Tm	Diff	S1 Tm	S2 Tm	S3 Tm
(250) Mick Wishofer						
1	10:56:32.545	1:20.652	+1.995	28.533	24.028	28.091
2	10:57:53.262	1:20.717	+2.060	27.351	23.833	29.533
3	10:59:12.118	1:18.856	+0.199	26.818	23.887	28.151
4	11:00:31.810	1:19.692	+1.035	27.754	23.819	28.119
5	11:01:50.722	1:18.912	+0.255	27.482	23.421	28.009
6	11:03:09.392	1:18.670	+0.013	27.225	23.595	27.850
7	11:04:28.537	1:19.145	+0.488	27.663	23.695	27.787
8	11:05:48.253	1:19.716	+1.059	27.060	24.592	28.064
9	11:07:06.910	1:18.657		27.351	23.629	27.677

Lap	Time of Day	Lap Tm	Diff	S1 Tm	S2 Tm	S3 Tm
(265) John Stewart						
1	10:56:31.899	1:20.906	+3.892	28.467	24.124	28.315
2	10:57:50.074	1:18.175	+1.161	27.084	23.472	27.619
3	10:59:07.475	1:17.401	+0.387	26.880	23.081	27.440
4	11:00:29.457	1:21.982	+4.968	26.594	27.615	27.773
5	11:01:47.827	1:18.370	+1.356	26.691	23.881	27.798
6	11:03:04.984	1:17.157	+0.143	26.582	23.105	27.470
7	11:04:22.224	1:17.240	+0.226	26.725	23.028	27.487
8	11:05:39.238	1:17.014		26.448	23.039	27.527
9	11:06:57.119	1:17.881	+0.867	27.009	23.376	27.496

Lap	Time of Day	Lap Tm	Diff	S1 Tm	S2 Tm	S3 Tm
(222) Sam Smelt						
1	10:56:36.346	1:24.510	+6.532	32.691	23.505	28.314
2	10:57:56.671	1:20.325	+2.347	27.544	24.200	28.581
3	10:59:15.860	1:19.189	+1.211	27.579	23.861	27.749
4	11:00:33.890	1:18.030	+0.052	27.046	23.315	27.669
5	11:01:53.208	1:19.318	+1.340	27.315	23.422	28.581
6	11:03:11.335	1:18.127	+0.149	26.964	23.264	27.899
7	11:04:29.313	1:17.978		26.785	23.376	27.817
8	11:05:48.408	1:19.095	+1.117	27.009	24.103	27.983
9	11:07:07.361	1:18.953	+0.975	27.274	23.913	27.766

Lap	Time of Day	Lap Tm	Diff	S1 Tm	S2 Tm	S3 Tm
(203) Edward Brand						
1	10:56:34.429	1:22.665	+5.491	31.397	23.607	27.661
2	10:57:52.516	1:18.087	+0.913	27.040	23.404	27.643
3	10:59:09.864	1:17.348	+0.174	26.947	23.144	27.257
4	11:00:28.389	1:18.525	+1.351	27.151	23.897	27.477
5	11:01:49.728	1:21.339	+4.165	26.688	27.064	27.587
6	11:03:08.059	1:18.331	+1.157	27.265	23.185	27.881
7	11:04:25.233	1:17.174		26.512	23.218	27.444
8	11:05:42.903	1:17.670	+0.496	26.839	23.213	27.618
9	11:07:00.690	1:17.787	+0.613	26.652	23.395	27.740

Lap	Time of Day	Lap Tm	Diff	S1 Tm	S2 Tm	S3 Tm
(212) Glenn van Parijs						
1	10:56:38.757	1:27.202	+8.922	35.274	23.693	28.235
2	10:57:57.412	1:18.655	+0.375	27.201	23.524	27.930
3	10:59:16.802	1:19.390	+1.110	27.393	23.703	28.294
4	11:00:35.450	1:18.648	+0.368	27.200	23.526	27.922
5	11:01:54.067	1:18.617	+0.337	26.931	23.370	28.316
6	11:03:12.347	1:18.280		27.150	23.131	27.999
7	11:04:30.729	1:18.382	+0.102	27.209	23.653	27.520
8	11:05:49.013	1:18.284	+0.004	27.050	23.333	27.901
9	11:07:07.954	1:18.941	+0.661	27.165	23.550	28.226

Timekeeping M. Wagner: Clerk of the course Thomas Lainer:

Steward Horst Seidel: Chief Scrutineer Paul Klaassen:





Rotax Euro Challenge Salbris/France

Rotax Seniors

Salbris 1,477 Km

RACE 3 Qualifying Heat 1 A-B

04.04.2015 10:50

Race (9 Laps) started at 10:55:10

Table with columns: Lap, Time of Day, Lap Tm, Diff, S1 Tm, S2 Tm, S3 Tm. Contains race data for drivers (255) Michal Stepinski, (267) Bryce Choquer, (243) Thomas Preining, (245) Gabriel Delgado Barrios, (271) Lennert van Bogaert, (234) Robert Whiting, (230) Alessandro Trombelli, (216) Thomas Drouet, (236) Denis Mavlanov, (264) Romain Jaloux, (225) Mauricio van der Laan, (239) Joel Deptuch.

Timekeeping M. Wagner:

[Signature]

Clerk of the course Thomas Lainer:

Steward Horst Seidel:

Chief Scrutineer Paul Klaassen:





Rotax Euro Challenge Salbris/France

Rotax Seniors

Salbris 1,477 Km

RACE 3 Qualifying Heat 1 A-B

04.04.2015 10:50

Race (9 Laps) started at 10:55:10

Lap	Time of Day	Lap Tm	Diff	S1 Tm	S2 Tm	S3 Tm	Lap	Time of Day	Lap Tm	Diff	S1 Tm	S2 Tm	S3 Tm
(242) Tom Croydon													
1	10:56:36.831	1:24.004	+5.575	30.353	24.753	28.898							
2	10:57:58.635	1:21.804	+3.375	28.488	24.304	29.012							
3	10:59:18.951	1:20.316	+1.887	27.835	23.824	28.657							
4	11:02:41.338	3:22.387	+2:03.958	27.403	23.728	2:31.256							
5	11:04:00.853	1:19.515	+1.086	27.720	23.571	28.224							
6	11:05:19.877	1:19.024	+0.595	27.352	23.300	28.372							
7	11:06:38.306	1:18.429		27.043	23.362	28.024							
8	11:07:56.904	1:18.598	+0.169	27.204	23.308	28.086							
(210) Martin Mortensen													
1	10:56:31.440	1:20.235	+2.685	28.149	24.037	28.049							
2	10:57:50.476	1:19.036	+1.486	27.508	23.786	27.742							
3	10:59:08.026	1:17.550		26.814	23.203	27.533							
4	11:00:28.518	1:20.492	+2.942	26.969	25.221	28.302							
(270) Jai Nijjar													
1	10:56:31.784	1:20.958	+3.134	28.972	23.876	28.110							
2	10:57:49.608	1:17.824		26.791	23.449	27.584							

Timekeeping M. Wagner: Clerk of the course Thomas Lainer:

Steward Horst Seidel: Chief Scrutineer Paul Klaassen:





Rotax Euro Challenge Salbris/France

Rotax Seniors

Salbris 1,477 Km

RACE 4 Qualifying Heat 2 C-D

-NEW 2-

04.04.2015 11:10

Race (9 Laps) started at 11:16:06

Pos	No.	Name	Nat.	Chassis	Race Team	Laps	Total Tm	Diff	Best Tm	In Lap	km/h	Points
1	223	Max Timmermans	BEL	Tonykart	DAEMS Racing	9	11:38.257		1:17.212	9	68,865	0
2	233	Berkay Besler	TUR	Intrepid	Bouvin Power	9	11:38.926	0.669	1:16.928	7	69,119	2
3	201	Harry Webb	GBR	CRG	CRG SPA	9	11:44.466	6.209	1:17.388	5	68,708	3
4	219	Rinus van Kalmthout	NLD	FA Kart	Team TKP	9	11:45.972	7.715	1:17.440	7	68,662	4
5	231	Shane Daly	IRL	FA Kart	Dan Holland Racing	9	11:47.255	8.998	1:16.897	8	69,147	5
6	215	Luke Varley	UAE	Sodikart	Sodikart	9	11:48.849	10.592	1:17.775	5	68,366	6
7	261	Carlos Gil	ESP	Sodikart	Sodikart	9	11:49.261	11.004	1:17.693	4	68,439	7
8	248	Thomas Hodier	FRA	FA Kart	DSS	9	11:49.968	11.711	1:17.555	4	68,560	8
9	241	Oliver Askew	USA	BirelART	BirelART/KMS	9	11:51.597	13.340	1:17.239	8	68,841	9
10	272	Antti Johansson	FIN	OTK	TBA	9	11:54.588	16.331	1:18.298	6	67,910	10
11	218	Leonard Hoogenboom	NLD	Tonykart	Strawberry Racing	9	11:55.545	17.288	1:18.139	8	68,048	11
12	207	Brett Ward	GBR	Kosmic	Aim Motorsport	9	11:55.638	17.381	1:17.452	8	68,652	12
13	262	Bas De Laat	NLD	Gillard	PDB Racing Team	9	11:56.386	18.129	1:17.617	7	68,506	13
14	257	Andrew Williamson	FRA	FA Kart	DSS	9	11:56.722	18.465	1:18.339	4	67,874	14
15	238	Manuel Maldonado	GBR	Tonykart	MBR Racing	9	11:57.220	18.963	1:18.185	9	68,008	15
16	232	Jake Craig	USA	Formula K	Formula K Kartschmie.de	9	12:00.279	22.022	1:18.232	9	67,967	16
17	246	Mike Bartels	NLD	Gillard	PDB Racing Team	9	12:01.132	22.875	1:18.262	9	67,941	17
18	247	Kalle Astrand	SWE	Gillard	PDB Racing Team	9	12:01.145	22.888	1:18.650	9	67,606	18
19	229	Jaakkomatti Paulin	FIN	Tonykart	VRT	9	12:03.904	25.647	1:18.034	9	68,140	19
20	213	Josh White	GBR	BirelART	BirelART/KMS	9	12:05.491	27.234	1:18.342	9	67,872	20
21	217	Christopher Dreyspring	DEU	DR	VPDR/TAD Racing	9	12:06.549	28.292	1:18.595	6	67,653	21
22	256	Adrien Renaudin	FRA	Sodi	Kart Pro Racing	9	12:07.292	29.035	1:18.874	5	67,414	22
23	253	Kezia Santoso	IDN	Gillard	PDB Racing Team	9	12:07.982	29.725	1:19.198	7	67,138	23
24	249	Luuk Montfoort	NLD	Kosmic	Montfoort Motorsport	9	12:08.917	30.660	1:18.813	6	67,466	24
25	251	Maximilian Schmitt	DEU	Praga	M-Tec Praga Racing	9	12:10.423	32.166	1:18.836	9	67,446	25
26	204	Viktor Oberg	SWE	Gillard	PDB Racing Team	9	12:10.482	32.225	1:17.065	7	68,996	26
27	244	Petr Bezel	CZE	MSKart	Bezel Petr	9	12:13.137	34.880	1:18.613	7	67,638	27
28	268	Sanne van Wagenveld	NLD	FA Kart	Team TKP	9	12:29.096	50.839	1:18.897	8	67,394	28
29	258	Jonathan Aberdein	ZAF	Tonykart	KR Sport	8	12:09.316	1 Lap	1:18.599	3	67,650	29
Not classified												
DNS	263	Luke Knott	GBR	Alonso	Dan Holland Racing			DNS		0	-	31

Announcements

These results are provisional until the conclusion of any judicial and technical matters!
 No. 207 time penalty 3 sec. / leaving corridor with 2 wheels

Margin of Victory	Ø km/h	Best Lap Tm	km/h	Best Lap by
0.669	68,535	1:16.897	69,147	231 - Shane Daly

Official Timing www.rgmmc.com Orbits

Timekeeping M. Wagner:

Clerk of the course Thomas Lainer:

www.mylaps.com

Steward Horst Seidel:

Chief Scrutineer Paul Klaassen:

Licensed to: Motorsport Events

Printed: 04.04.2015 18:16:55

posted at: h



Rotax Euro Challenge Salbris/France

Rotax Seniors

Salbris 1,477 Km

RACE 4 Qualifying Heat 2 C-D

04.04.2015 11:10

Race (9 Laps) started at 11:16:06

Lap	Time of Day	Lap Tm	Diff	S1 Tm	S2 Tm	S3 Tm	Lap	Time of Day	Lap Tm	Diff	S1 Tm	S2 Tm	S3 Tm
(262) Bas De Laat							(229) Jaakkomatti Paulin						
1	11:17:36.228	1:27.737	+10.120	32.521	26.138	29.078	1	11:17:30.983	1:23.763	+5.729	30.609	24.854	28.300
2	11:18:55.252	1:19.024	+1.407	27.516	23.388	28.120	2	11:18:51.295	1:20.312	+2.278	27.637	24.280	28.395
3	11:20:14.037	1:18.785	+1.168	27.334	23.373	28.078	3	11:20:11.389	1:20.094	+2.060	27.406	23.922	28.766
4	11:21:32.837	1:18.800	+1.183	27.237	23.380	28.183	4	11:21:31.379	1:19.990	+1.956	27.850	23.870	28.270
5	11:22:50.865	1:18.028	+0.411	27.033	23.266	27.729	5	11:22:50.242	1:18.863	+0.829	27.154	23.612	28.097
6	11:24:08.875	1:18.010	+0.393	26.856	23.209	27.945	6	11:24:09.201	1:18.959	+0.925	27.040	23.770	28.149
7	11:25:26.492	1:17.617		26.810	22.929	27.878	7	11:25:30.014	1:20.813	+2.779	27.437	24.546	28.830
8	11:26:44.767	1:18.275	+0.658	27.198	23.199	27.878	8	11:26:52.759	1:22.745	+4.711	30.198	24.217	28.330
9	11:28:03.275	1:18.508	+0.891	26.957	23.535	28.016	9	11:28:10.793	1:18.034		26.921	23.326	27.787

(257) Andrew Williamson							(213) Josh White						
1	11:17:31.458	1:23.742	+5.403	31.318	24.163	28.261	1	11:17:36.737	1:29.660	+11.318	35.926	24.944	28.790
2	11:18:51.082	1:19.624	+1.285	27.192	24.123	28.309	2	11:18:57.572	1:20.835	+2.493	28.012	23.960	28.863
3	11:20:10.745	1:19.663	+1.324	27.185	23.938	28.540	3	11:20:16.865	1:19.293	+0.951	27.527	23.816	27.950
4	11:21:29.084	1:18.339		27.062	23.417	27.860	4	11:21:35.324	1:18.459	+0.117	27.046	23.319	28.094
5	11:22:47.838	1:18.754	+0.415	26.937	23.634	28.183	5	11:22:53.917	1:18.593	+0.251	27.052	23.584	27.957
6	11:24:06.613	1:18.775	+0.436	26.929	23.964	27.882	6	11:24:12.661	1:18.744	+0.402	27.109	23.476	28.159
7	11:25:25.563	1:18.950	+0.611	27.351	23.453	28.146	7	11:25:32.112	1:19.451	+1.109	27.240	23.959	28.252
8	11:26:44.239	1:18.676	+0.337	26.796	23.434	28.446	8	11:26:54.038	1:21.926	+3.584	27.526	26.265	28.135
9	11:28:03.611	1:19.372	+1.033	27.283	24.029	28.060	9	11:28:12.380	1:18.342		26.905	23.274	28.163

(238) Manuel Maldonado							(217) Christopher DreySpring						
1	11:17:32.959	1:25.379	+7.194	31.982	24.516	28.881	1	11:17:32.626	1:24.829	+6.234	31.185	24.873	28.771
2	11:18:53.182	1:20.223	+2.038	28.361	23.450	28.412	2	11:18:52.925	1:20.299	+1.704	27.743	23.780	28.776
3	11:20:11.764	1:18.582	+0.397	27.191	23.324	28.067	3	11:20:12.541	1:19.616	+1.021	27.542	23.718	28.356
4	11:21:30.354	1:18.590	+0.405	27.129	23.436	28.025	4	11:21:31.964	1:19.423	+0.828	27.349	23.622	28.452
5	11:22:48.553	1:18.199	+0.014	27.020	23.201	27.978	5	11:22:51.291	1:19.327	+0.732	27.365	23.896	28.066
6	11:24:07.314	1:18.761	+0.576	26.910	23.602	28.249	6	11:24:09.886	1:18.595		27.063	23.406	28.126
7	11:25:26.355	1:19.041	+0.856	27.227	23.689	28.125	7	11:25:28.771	1:18.885	+0.290	27.079	23.514	28.292
8	11:26:45.924	1:19.569	+1.384	28.025	23.652	27.892	8	11:26:54.822	1:26.051	+7.456	34.285	23.247	28.519
9	11:28:04.109	1:18.185		26.504	23.481	28.200	9	11:28:13.438	1:18.616	+0.021	26.855	23.322	28.439

(232) Jake Craig							(256) Adrien Renaudin						
1	11:17:34.386	1:25.082	+6.850	30.760	25.648	28.674	1	11:17:36.151	1:23.201	+4.327	29.244	24.723	29.234
2	11:18:54.238	1:19.852	+1.620	27.469	23.740	28.643	2	11:18:56.293	1:20.142	+1.268	28.512	23.651	27.979
3	11:20:13.594	1:19.356	+1.124	27.429	23.468	28.459	3	11:20:15.195	1:18.902	+0.028	27.041	23.759	28.102
4	11:21:33.471	1:19.877	+1.645	27.813	23.780	28.284	4	11:21:34.172	1:18.977	+0.103	27.082	23.593	28.302
5	11:22:52.338	1:18.867	+0.635	27.285	23.624	27.958	5	11:22:53.046	1:18.874		27.231	23.677	27.966
6	11:24:10.853	1:18.515	+0.283	26.888	23.463	28.164	6	11:24:12.038	1:18.992	+0.118	27.286	23.561	28.145
7	11:25:30.107	1:19.254	+1.022	26.950	23.516	28.788	7	11:25:31.727	1:19.689	+0.815	27.369	24.352	27.968
8	11:26:48.936	1:18.829	+0.597	27.736	23.132	27.961	8	11:26:55.025	1:23.298	+4.424	27.676	26.804	28.818
9	11:28:07.168	1:18.232		26.805	23.295	28.132	9	11:28:14.181	1:19.156	+0.282	27.365	23.742	28.049

(246) Mike Bartels							(253) Kezia Santosos						
1	11:17:36.030	1:23.080	+4.818	28.499	25.094	29.487	1	11:17:36.630	1:28.620	+9.422	31.649	28.042	28.929
2	11:18:57.444	1:21.414	+3.152	29.133	23.916	28.365	2	11:18:58.319	1:21.689	+2.491	28.413	24.279	28.997
3	11:20:16.310	1:18.866	+0.604	26.963	23.555	28.348	3	11:20:17.994	1:19.675	+0.477	27.263	23.743	28.669
4	11:21:34.758	1:18.448	+0.186	27.215	23.201	28.032	4	11:21:37.326	1:19.332	+0.134	27.310	23.399	28.623
5	11:22:53.505	1:18.747	+0.485	27.352	23.409	27.986	5	11:22:56.617	1:19.291	+0.093	27.244	23.524	28.523
6	11:24:12.248	1:18.743	+0.481	26.998	23.568	28.177	6	11:24:16.017	1:19.400	+0.202	27.394	23.527	28.479
7	11:25:30.565	1:18.317	+0.055	27.033	23.365	27.919	7	11:25:35.215	1:19.198		27.270	23.480	28.448
8	11:26:49.759	1:19.194	+0.932	28.303	23.200	27.691	8	11:26:55.293	1:20.078	+0.880	27.433	23.877	28.768
9	11:28:08.021	1:18.262		27.030	23.309	27.923	9	11:28:14.871	1:19.578	+0.380	27.506	23.657	28.415

(247) Kalle Astrand							(249) Luuk Montfoort						
1	11:17:33.294	1:25.145	+6.495	30.913	25.166	29.066	1	11:17:35.865	1:27.192	+8.379	31.777	25.594	29.821
2	11:18:54.053	1:20.759	+2.109	28.148	23.750	28.861	2	11:18:59.164	1:23.299	+4.486	30.921	23.756	28.622
3	11:20:13.416	1:19.363	+0.713	27.382	23.535	28.446	3	11:20:18.663	1:19.499	+0.686	27.373	23.820	28.306
4	11:21:33.080	1:19.664	+1.014	27.558	23.441	28.665	4	11:21:38.689	1:20.026	+1.213	27.728	23.817	28.481
5	11:22:52.087	1:19.007	+0.357	27.303	23.329	28.375	5	11:22:57.927	1:19.238	+0.425	27.004	24.005	28.229
6	11:24:11.384	1:19.297	+0.647	27.488	23.525	28.284	6	11:24:16.740	1:18.813		27.023	23.417	28.373
7	11:25:30.427	1:19.043	+0.393	26.969	23.484	28.590	7	11:25:35.592	1:18.852	+0.039	27.247	23.607	27.998
8	11:26:49.384	1:18.957	+0.307	27.562	23.299	28.096	8	11:26:56.746	1:21.154	+2.341	28.232	24.765	28.157
9	11:28:08.034	1:18.650		27.049	23.256	28.345	9	11:28:15.806	1:19.060	+0.247	27.258	23.677	28.125

Official Timing www.rgmmc.com

Orbits

Timekeeping M. Wagner:

Clerk of the course Thomas Lainer:

Steward Horst Seidel:

Chief Scrutineer Paul Klaassen:





Rotax Euro Challenge Salbris/France

Rotax Seniors

Salbris 1,477 Km

RACE 4 Qualifying Heat 2 C-D

04.04.2015 11:10

Race (9 Laps) started at 11:16:06

Lap	Time of Day	Lap Tm	Diff	S1 Tm	S2 Tm	S3 Tm	Lap	Time of Day	Lap Tm	Diff	S1 Tm	S2 Tm	S3 Tm
(251) Maximilian Schmitt													
1	11:17:37.423	1:29.156	+10.320	31.721	28.085	29.350							
2	11:18:58.472	1:21.049	+2.213	28.245	23.982	28.822							
3	11:20:19.510	1:21.038	+2.202	27.635	24.967	28.436							
4	11:21:40.523	1:21.013	+2.177	28.030	24.492	28.491							
5	11:22:59.853	1:19.330	+0.494	27.170	23.815	28.345							
6	11:24:18.761	1:18.908	+0.072	27.221	23.726	27.961							
7	11:25:38.336	1:19.575	+0.739	27.065	23.724	28.786							
8	11:26:58.476	1:20.140	+1.304	27.330	24.387	28.423							
9	11:28:17.312	1:18.836		27.104	23.887	27.845							
(204) Viktor Oberg													
1	11:17:51.858	1:39.411	+22.346	30.137	25.741	43.533							
2	11:19:11.784	1:19.926	+2.861	27.795	23.425	28.706							
3	11:20:30.767	1:18.983	+1.918	27.920	23.120	27.943							
4	11:21:48.153	1:17.386	+0.321	26.572	23.087	27.727							
5	11:23:05.300	1:17.147	+0.082	26.662	22.976	27.509							
6	11:24:22.572	1:17.272	+0.207	26.657	23.136	27.479							
7	11:25:39.637	1:17.065		26.491	22.958	27.616							
8	11:26:58.033	1:18.396	+1.331	26.457	23.818	28.121							
9	11:28:17.371	1:19.338	+2.273	26.850	23.331	29.157							
(244) Petr Bezel													
1	11:17:35.180	1:26.176	+7.563	32.076	25.043	29.057							
2	11:18:55.125	1:19.945	+1.332	27.889	23.823	28.233							
3	11:20:18.687	1:23.562	+4.949	27.552	24.722	31.288							
4	11:21:40.104	1:21.417	+2.804	28.900	24.084	28.433							
5	11:22:58.974	1:18.870	+0.257	26.956	23.578	28.336							
6	11:24:18.086	1:19.112	+0.499	27.254	23.671	28.187							
7	11:25:36.699	1:18.613		27.065	23.542	28.006							
8	11:27:00.590	1:23.891	+5.278	27.712	25.816	30.363							
9	11:28:20.026	1:19.436	+0.823	27.205	24.526	27.705							
(268) Sanne van Wagenveld													
1	11:17:32.245	1:24.418	+5.521	31.121	24.696	28.601							
2	11:19:11.045	1:38.800	+19.903	46.105	24.157	28.538							
3	11:20:41.644	1:30.599	+11.702	37.876	24.217	28.506							
4	11:22:00.732	1:19.088	+0.191	27.110	23.832	28.146							
5	11:23:19.822	1:19.090	+0.193	27.180	23.709	28.201							
6	11:24:38.913	1:19.091	+0.194	27.065	23.826	28.200							
7	11:25:57.837	1:18.924	+0.027	27.015	23.565	28.344							
8	11:27:16.734	1:18.897		27.191	23.617	28.089							
9	11:28:35.985	1:19.251	+0.354	27.346	23.775	28.130							
(258) Jonathan Aberdein													
1	11:17:34.908	1:27.424	+8.825	33.198	25.269	28.957							
2	11:20:23.069	2:48.161	+1:29.562	28.865	24.818	1:54.478							
3	11:21:41.668	1:18.599		27.539	23.253	27.807							
4	11:23:00.295	1:18.627	+0.028	27.106	23.093	28.428							
5	11:24:19.190	1:18.895	+0.296	27.445	23.330	28.120							
6	11:25:38.118	1:18.928	+0.329	27.455	23.278	28.195							
7	11:26:56.957	1:18.839	+0.240	26.933	23.607	28.299							
8	11:28:16.205	1:19.248	+0.649	27.248	23.868	28.132							

Timekeeping M. Wagner: Clerk of the course Thomas Lainer:

Steward Horst Seidel: Chief Scrutineer Paul Klaassen:





Rotax Euro Challenge Salbris/France

Rotax Seniors

Salbris 1,477 Km

RACE 9 Qualifying Heat 3 A-C

-NEW 3-

04.04.2015 14:00

Race (9 Laps) started at 14:03:12

Pos	No.	Name	Nat.	Chassis	Race Team	Laps	Total Tm	Diff	Best Tm	In Lap	km/h	Points
1	206	Pierce Lehane	AUS	Tonykart	Strawberry Racing	9	11:37.833		1:16.998	9	69,056	0
2	233	Berkay Besler	TUR	Intrepid	Bouvin Power	9	11:39.302	1.469	1:16.948	5	69,101	2
3	207	Brett Ward	GBR	Kosmic	Aim Motorsport	9	11:40.701	2.868	1:17.041	6	69,018	3
4	270	Jai Nijjar	GBR	Tonykart	Strawberry Racing	9	11:44.048	6.215	1:17.553	8	68,562	4
5	204	Viktor Oberg	SWE	Gillard	PDB Racing Team	9	11:45.824	7.991	1:17.748	9	68,390	5
6	239	Joel Deptuch	FRA	FA Kart	Team Race Evo	9	11:48.945	11.112	1:18.049	3	68,126	6
7	235	Michael Cool	BEL	Tonykart	Bouvin Power	9	11:49.171	11.338	1:17.549	7	68,566	7
8	231	Shane Daly	IRL	FA Kart	Dan Holland Racing	9	11:49.617	11.784	1:17.762	7	68,378	8
9	212	Glenn van Parijs	BEL	Tonykart	Bouvin Power	9	11:50.444	12.611	1:17.358	9	68,735	9
10	238	Manuel Maldonado	GBR	Tonykart	MBR Racing	9	11:51.979	14.146	1:17.526	8	68,586	10
11	221	Louis-Ferdinand Simmenau	FRA	Tonykart	Jana Racing	9	11:52.426	14.593	1:17.690	9	68,441	11
12	201	Harry Webb	GBR	CRG	CRG SPA	9	11:53.478	15.645	1:17.765	9	68,375	12
13	225	Mauricio van der Laan	ESP	CRG	CRG SPA	9	11:54.500	16.667	1:18.137	8	68,050	13
14	271	Lennert van Bogaert	BEL	CRG	EGP Belgium	9	11:54.955	17.122	1:18.240	9	67,960	14
15	263	Luke Knott	GBR	Alonso	Dan Holland Racing	9	11:55.896	18.063	1:18.053	7	68,123	15
16	255	Michal Stepinski	POL	Kosmic	Uniq Racing	9	11:57.991	20.158	1:18.507	8	67,729	16
17	246	Mike Bartels	NLD	Gillard	PDB Racing Team	9	11:58.766	20.933	1:18.241	3	67,959	17
18	241	Oliver Askew	USA	BirelART	BirelART/KMS	9	11:58.939	21.106	1:17.810	4	68,336	18
19	243	Thomas Preining	AUT	Intrepid	Team TKP	9	11:59.761	21.928	1:17.121	9	68,946	19
20	222	Sam Smelt	GBR	Kosmic	KR Sport	9	12:00.414	22.581	1:17.635	6	68,490	20
21	216	Thomas Drouet	FRA	FA Kart	RM Concept	9	12:01.375	23.542	1:17.874	9	68,280	21
22	272	Antti Johansson	FIN	OTK	TBA	9	12:01.626	23.793	1:18.193	7	68,001	22
23	267	Bryce Choquer	CAN	Gillard	PDB Racing Team	9	12:03.243	25.410	1:17.925	7	68,235	23
24	259	Dave Blom	NLD	Intrepid	Intrepid Driver Program	9	12:06.339	28.506	1:18.516	9	67,721	24
25	253	Kezia Santoso	IDN	Gillard	PDB Racing Team	9	12:07.574	29.741	1:19.220	7	67,119	25
26	268	Sanne van Wagenveld	NLD	FA Kart	Team TKP	9	12:07.824	29.991	1:18.591	5	67,657	26
27	213	Josh White	GBR	BirelART	BirelART/KMS	9	12:10.361	32.528	1:18.638	7	67,616	27
28	257	Andrew Williamson	FRA	FA Kart	DSS	4	5:27.805	5 Laps	1:19.419	4	66,951	28
29	254	Rasmus Fridell	SWE	Kosmic	Paul Carr Racing	4	5:32.677	5 Laps	1:19.681	2	66,731	29
30	229	Jaakkomatti Paulin	FIN	Tonykart	VRT	3	4:06.439	6 Laps	1:19.357	2	67,004	30

Announcements

These results are provisional until the conclusion of any judicial and technical matters!

- No. 243 warning board / time penalty 5 sec
- No. 213 + 216 time penalty 10 sec. / unfair driving
- No. 243 time penalty 10 sec. / unfair driving

Margin of Victory	Ø km/h	Best Lap Tm	km/h	Best Lap by
1.469	68,576	1:16.948	69,101	233 - Berkay Besler

Official Timing www.rgmmc.com

Orbits

Timekeeping M. Wagner:

Clerk of the course Thomas Lainer:

www.mylaps.com

Steward Horst Seidel:

Chief Scrutineer Paul Klaassen:

Licensed to: Motorsport Events

Printed: 04.04.2015 15:26:22

posted at:

h



Rotax Euro Challenge Salbris/France

Rotax Seniors

Salbris 1,477 Km

RACE 9 Qualifying Heat 3 A-C

04.04.2015 14:00

Race (9 Laps) started at 14:03:12

Lap	Time of Day	Lap Tm	Diff	S1 Tm	S2 Tm	S3 Tm	Lap	Time of Day	Lap Tm	Diff	S1 Tm	S2 Tm	S3 Tm
(206) Pierce Lehane						(239) Joel Deptuch							
1	14:04:31.254	1:19.153	+2.155	27.861	23.544	27.748	1	14:04:34.806	1:22.123	+4.074	30.079	23.867	28.177
2	14:05:49.059	1:17.805	+0.807	26.664	23.429	27.712	2	14:05:53.682	1:18.876	+0.827	27.801	23.302	27.773
3	14:07:07.146	1:18.087	+1.089	26.856	23.369	27.862	3	14:07:11.731	1:18.049		26.792	23.366	27.891
4	14:08:24.269	1:17.123	+0.125	26.630	23.020	27.473	4	14:08:29.855	1:18.124	+0.075	27.112	23.358	27.654
5	14:09:41.314	1:17.045	+0.047	26.584	22.939	27.522	5	14:09:48.124	1:18.269	+0.220	26.946	23.330	27.993
6	14:10:58.511	1:17.197	+0.199	26.853	22.930	27.414	6	14:11:06.308	1:18.184	+0.135	26.962	23.375	27.847
7	14:12:15.655	1:17.144	+0.146	26.738	22.930	27.476	7	14:12:24.535	1:18.227	+0.178	26.972	23.303	27.952
8	14:13:32.936	1:17.281	+0.283	26.803	22.916	27.562	8	14:13:42.695	1:18.160	+0.111	27.041	23.368	27.751
9	14:14:49.934	1:16.998		26.680	22.806	27.512	9	14:15:01.046	1:18.351	+0.302	26.996	23.494	27.861
(233) Berkay Besler						(235) Michael Cool							
1	14:04:30.702	1:18.472	+1.524	27.674	23.339	27.459	1	14:04:34.861	1:22.261	+4.712	29.934	23.819	28.508
2	14:05:49.647	1:18.945	+1.997	27.605	23.458	27.882	2	14:05:55.205	1:20.344	+2.795	28.353	23.912	28.079
3	14:07:07.887	1:18.240	+1.292	26.711	23.332	28.197	3	14:07:13.351	1:18.146	+0.597	26.966	23.296	27.884
4	14:08:25.475	1:17.588	+0.640	26.866	22.992	27.730	4	14:08:31.615	1:18.264	+0.715	26.900	23.416	27.948
5	14:09:42.423	1:16.948		26.456	22.799	27.693	5	14:09:49.673	1:18.058	+0.509	26.985	23.281	27.792
6	14:10:59.476	1:17.053	+0.105	26.527	23.002	27.524	6	14:11:08.166	1:18.493	+0.944	26.922	23.597	27.974
7	14:12:16.474	1:16.998	+0.050	26.471	22.900	27.627	7	14:12:25.715	1:17.549		26.631	23.446	27.472
8	14:13:33.692	1:17.218	+0.270	26.766	22.821	27.631	8	14:13:43.321	1:17.606	+0.057	26.768	23.231	27.607
9	14:14:51.403	1:17.711	+0.763	26.772	22.903	28.036	9	14:15:01.272	1:17.951	+0.402	26.911	23.422	27.618
(207) Brett Ward						(231) Shane Daly							
1	14:04:32.059	1:19.739	+2.698	28.637	23.325	27.777	1	14:04:36.189	1:22.366	+4.604	30.411	23.691	28.264
2	14:05:49.779	1:17.720	+0.679	26.646	23.344	27.730	2	14:05:55.049	1:18.860	+1.098	27.102	23.679	28.079
3	14:07:07.709	1:17.930	+0.889	26.931	23.273	27.726	3	14:07:13.099	1:18.050	+0.288	26.833	23.228	27.989
4	14:08:26.176	1:18.467	+1.426	27.442	23.340	27.685	4	14:08:31.059	1:17.960	+0.198	26.655	23.256	28.049
5	14:09:43.473	1:17.297	+0.256	26.489	23.049	27.759	5	14:09:49.216	1:18.157	+0.395	26.729	23.196	28.232
6	14:11:00.514	1:17.041		26.533	23.023	27.485	6	14:11:07.455	1:18.239	+0.477	27.098	23.404	27.737
7	14:12:18.102	1:17.588	+0.547	26.661	23.033	27.894	7	14:12:25.217	1:17.762		26.712	23.307	27.743
8	14:13:35.327	1:17.225	+0.184	26.376	23.048	27.801	8	14:13:43.065	1:17.848	+0.086	26.728	23.295	27.825
9	14:14:52.802	1:17.475	+0.434	26.526	23.077	27.872	9	14:15:01.718	1:18.653	+0.891	27.102	23.730	27.821
(270) Jai Nijjar						(212) Glenn van Parijs							
1	14:04:32.354	1:20.050	+2.497	27.826	23.982	28.242	1	14:04:37.279	1:24.437	+7.079	31.555	24.681	28.201
2	14:05:50.607	1:18.253	+0.700	26.783	23.589	27.881	2	14:05:56.346	1:19.067	+1.709	27.091	23.550	28.426
3	14:07:08.855	1:18.248	+0.695	26.927	23.512	27.809	3	14:07:14.826	1:18.480	+1.122	27.078	23.291	28.111
4	14:08:26.647	1:17.792	+0.239	26.795	23.297	27.700	4	14:08:32.871	1:18.045	+0.687	26.768	23.528	27.749
5	14:09:44.920	1:18.273	+0.720	26.696	23.551	28.026	5	14:09:50.836	1:17.965	+0.607	26.904	23.171	27.890
6	14:11:03.017	1:18.097	+0.544	26.646	23.463	27.988	6	14:11:09.287	1:18.451	+1.093	26.896	23.605	27.950
7	14:12:20.778	1:17.761	+0.208	26.745	23.383	27.633	7	14:12:26.975	1:17.688	+0.330	26.736	23.140	27.812
8	14:13:38.331	1:17.553		26.542	23.398	27.613	8	14:13:45.187	1:18.212	+0.854	26.686	23.324	28.202
9	14:14:56.149	1:17.818	+0.265	26.572	23.470	27.776	9	14:15:02.545	1:17.358		26.607	23.057	27.694
(243) Thomas Preining						(216) Thomas Drouet							
1	14:04:34.519	1:21.995	+4.874	29.396	24.181	28.418	1	14:04:34.329	1:21.234	+3.360	28.913	24.207	28.114
2	14:05:53.311	1:18.792	+1.671	27.393	23.360	28.039	2	14:05:54.190	1:19.861	+1.987	28.218	23.558	28.085
3	14:07:11.366	1:18.055	+0.934	26.840	23.417	27.798	3	14:07:12.263	1:18.073	+0.199	26.815	23.445	27.813
4	14:08:28.931	1:17.565	+0.444	26.513	23.095	27.957	4	14:08:30.637	1:18.374	+0.500	26.908	23.555	27.911
5	14:09:46.779	1:17.848	+0.727	26.802	23.081	27.965	5	14:09:49.120	1:18.483	+0.609	26.828	23.745	27.910
6	14:11:04.292	1:17.513	+0.392	26.835	23.101	27.577	6	14:11:08.451	1:19.331	+1.457	27.267	23.590	28.474
7	14:12:22.104	1:17.812	+0.691	26.829	23.476	27.507	7	14:12:26.703	1:18.252	+0.378	26.832	23.503	27.917
8	14:13:39.741	1:17.637	+0.516	26.826	23.016	27.795	8	14:13:45.602	1:18.899	+1.025	27.027	23.647	28.225
9	14:14:56.862	1:17.121		26.485	23.210	27.426	9	14:15:03.476	1:17.874		26.829	23.210	27.835
(204) Viktor Oberg						(238) Manuel Maldonado							
1	14:04:32.901	1:20.448	+2.700	28.935	23.675	27.838	1	14:04:38.726	1:25.582	+8.056	31.799	25.845	27.938
2	14:05:51.205	1:18.304	+0.556	26.947	23.556	27.801	2	14:05:57.666	1:18.940	+1.414	26.905	23.756	28.279
3	14:07:09.867	1:18.662	+0.914	27.121	23.646	27.895	3	14:07:16.395	1:18.729	+1.203	26.770	23.921	28.038
4	14:08:28.238	1:18.371	+0.623	26.897	23.516	27.958	4	14:08:34.609	1:18.214	+0.688	26.938	23.494	27.782
5	14:09:46.082	1:17.844	+0.096	26.702	23.240	27.902	5	14:09:52.827	1:18.218	+0.692	26.713	23.357	28.148
6	14:11:03.889	1:17.807	+0.059	26.906	23.196	27.705	6	14:11:10.608	1:17.781	+0.255	26.717	23.288	27.776
7	14:12:22.297	1:18.408	+0.660	26.778	23.598	28.032	7	14:12:28.658	1:18.050	+0.524	26.942	23.257	27.851
8	14:13:40.177	1:17.880	+0.132	26.725	23.411	27.744	8	14:13:46.184	1:17.526		26.734	23.154	27.638
9	14:14:57.925	1:17.748		26.947	23.190	27.611	9	14:15:04.080	1:17.896	+0.370	26.626	23.307	27.963



Rotax Euro Challenge Salbris/France

Rotax Seniors

Salbris 1,477 Km

RACE 9 Qualifying Heat 3 A-C

04.04.2015 14:00

Race (9 Laps) started at 14:03:12

Lap	Time of Day	Lap Tm	Diff	S1 Tm	S2 Tm	S3 Tm	Lap	Time of Day	Lap Tm	Diff	S1 Tm	S2 Tm	S3 Tm
(221) Louis-Ferdinand Simmenauer							(246) Mike Bartels						
1	14:04:34.316	1:22.087	+4.397	29.631	24.007	28.449	1	14:04:35.248	1:21.893	+3.652	30.256	23.564	28.073
2	14:05:55.601	1:21.285	+3.595	28.828	24.379	28.078	2	14:05:54.375	1:19.127	+0.886	27.563	23.691	27.873
3	14:07:14.057	1:18.456	+0.766	27.039	23.446	27.971	3	14:07:12.616	1:18.241		27.072	23.342	27.827
4	14:08:32.480	1:18.423	+0.733	26.925	23.463	28.035	4	14:08:36.580	1:23.964	+5.723	26.956	29.226	27.782
5	14:09:50.517	1:18.037	+0.347	26.858	23.306	27.873	5	14:09:55.968	1:19.388	+1.147	27.746	23.483	28.159
6	14:11:09.747	1:19.230	+1.540	27.269	23.942	28.019	6	14:11:14.448	1:18.480	+0.239	27.049	23.340	28.091
7	14:12:28.215	1:18.468	+0.778	26.862	23.275	28.331	7	14:12:32.878	1:18.430	+0.189	26.978	23.472	27.980
8	14:13:46.837	1:18.622	+0.932	27.322	23.293	28.007	8	14:13:51.648	1:18.770	+0.529	27.279	23.471	28.020
9	14:15:04.527	1:17.690		26.695	23.370	27.625	9	14:15:10.867	1:19.219	+0.978	27.305	23.675	28.239
(201) Harry Webb							(241) Oliver Askew						
1	14:04:40.562	1:27.897	+10.132	36.030	23.935	27.932	1	14:04:43.650	1:30.628	+12.818	39.008	23.785	27.835
2	14:05:58.924	1:18.362	+0.597	26.975	23.334	28.053	2	14:06:02.387	1:18.737	+0.927	26.947	23.630	28.160
3	14:07:17.810	1:18.886	+1.121	27.073	23.672	28.141	3	14:07:22.514	1:20.127	+2.317	27.548	23.934	28.645
4	14:08:35.888	1:18.078	+0.313	26.737	23.590	27.751	4	14:08:40.324	1:17.810		26.895	23.090	27.825
5	14:09:53.979	1:18.091	+0.326	26.887	23.440	27.764	5	14:09:58.270	1:17.946	+0.136	26.800	23.156	27.990
6	14:11:12.039	1:18.060	+0.295	26.677	23.518	27.865	6	14:11:16.196	1:17.926	+0.116	26.849	23.204	27.873
7	14:12:29.931	1:17.892	+0.127	26.969	23.368	27.555	7	14:12:35.135	1:18.939	+1.129	27.886	23.311	27.742
8	14:13:47.814	1:17.883	+0.118	27.029	23.339	27.515	8	14:13:53.150	1:18.015	+0.205	26.884	23.318	27.813
9	14:15:05.579	1:17.765		26.867	23.149	27.749	9	14:15:11.040	1:17.890	+0.080	26.649	23.176	28.065
(225) Mauricio van der Laan							(213) Josh White						
1	14:04:36.376	1:23.411	+5.274	31.358	23.870	28.183	1	14:04:39.164	1:26.611	+7.973	28.918	24.101	33.592
2	14:05:56.636	1:20.260	+2.123	27.024	24.339	28.897	2	14:05:58.412	1:19.248	+0.610	26.818	24.019	28.411
3	14:07:15.548	1:18.912	+0.775	27.049	23.538	28.325	3	14:07:18.441	1:20.029	+1.391	27.192	24.009	28.828
4	14:08:34.240	1:18.692	+0.555	27.023	23.441	28.228	4	14:08:38.259	1:19.818	+1.180	27.717	23.919	28.182
5	14:09:53.061	1:18.821	+0.684	26.736	23.374	28.711	5	14:09:57.216	1:18.957	+0.319	26.881	23.549	28.527
6	14:11:11.436	1:18.375	+0.238	26.976	23.368	28.031	6	14:11:16.080	1:18.864	+0.226	26.998	23.538	28.328
7	14:12:29.825	1:18.389	+0.252	26.981	23.458	27.950	7	14:12:34.718	1:18.638		27.455	23.162	28.021
8	14:13:47.962	1:18.137		26.742	23.105	28.290	8	14:13:53.394	1:18.676	+0.038	26.937	23.222	28.517
9	14:15:06.601	1:18.639	+0.502	27.035	23.562	28.042	9	14:15:12.462	1:19.068	+0.430	27.099	23.526	28.443
(271) Lennert van Bogaert							(222) Sam Smelt						
1	14:04:38.501	1:24.758	+6.518	31.143	25.503	28.112	1	14:04:42.390	1:29.214	+11.579	36.821	23.682	28.711
2	14:05:57.377	1:18.876	+0.636	27.011	23.693	28.172	2	14:06:02.612	1:20.222	+2.587	27.422	23.849	28.951
3	14:07:16.221	1:18.844	+0.604	26.804	24.012	28.028	3	14:07:22.886	1:20.274	+2.639	27.455	23.935	28.884
4	14:08:35.029	1:18.808	+0.568	26.860	23.990	27.958	4	14:08:40.864	1:17.978	+0.343	26.949	23.162	27.867
5	14:09:53.328	1:18.299	+0.059	26.927	23.365	28.007	5	14:09:59.682	1:18.818	+1.183	27.208	23.215	28.395
6	14:11:11.819	1:18.491	+0.251	27.014	23.384	28.093	6	14:11:17.317	1:17.635		26.697	23.096	27.842
7	14:12:30.391	1:18.572	+0.332	26.792	23.561	28.219	7	14:12:35.651	1:18.334	+0.699	26.840	23.495	27.999
8	14:13:48.816	1:18.425	+0.185	27.023	23.497	27.905	8	14:13:53.832	1:18.181	+0.546	26.852	23.199	28.130
9	14:15:07.056	1:18.240		26.913	23.328	27.999	9	14:15:12.515	1:18.683	+1.048	26.882	23.626	28.175
(263) Luke Knott							(272) Antti Johansson						
1	14:04:37.970	1:25.058	+7.005	31.751	24.918	28.389	1	14:04:42.165	1:21.128	+2.935	28.027	24.301	28.800
2	14:05:58.212	1:20.242	+2.189	27.244	24.493	28.505	2	14:06:01.825	1:19.660	+1.467	27.424	23.895	28.341
3	14:07:17.432	1:19.220	+1.167	26.851	23.983	28.386	3	14:07:20.177	1:18.352	+0.159	26.842	23.556	27.954
4	14:08:36.458	1:19.026	+0.973	26.794	24.064	28.168	4	14:08:38.573	1:18.396	+0.203	26.811	23.288	28.297
5	14:09:55.289	1:18.831	+0.778	26.892	23.329	28.610	5	14:09:57.024	1:18.451	+0.258	26.956	23.474	28.021
6	14:11:13.695	1:18.406	+0.353	26.678	23.451	28.277	6	14:11:18.798	1:21.774	+3.581	26.843	26.984	27.947
7	14:12:31.748	1:18.053		26.826	23.107	28.120	7	14:12:36.991	1:18.193		26.853	23.448	27.892
8	14:13:49.842	1:18.094	+0.041	26.656	23.356	28.082	8	14:13:55.504	1:18.513	+0.320	26.829	23.369	28.315
9	14:15:07.997	1:18.155	+0.102	26.729	23.298	28.128	9	14:15:13.727	1:18.223	+0.030	26.668	23.584	27.971
(255) Michal Stepinski							(267) Bryce Choquer						
1	14:04:37.534	1:23.606	+5.099	30.659	24.344	28.603	1	14:04:42.949	1:29.499	+11.574	37.639	23.942	27.918
2	14:05:57.014	1:19.480	+0.973	27.327	23.908	28.245	2	14:06:02.099	1:19.150	+1.225	27.383	23.626	28.141
3	14:07:15.852	1:18.838	+0.331	26.954	23.760	28.124	3	14:07:21.920	1:19.821	+1.896	27.640	24.045	28.136
4	14:08:35.375	1:19.523	+1.016	27.005	24.423	28.095	4	14:08:41.493	1:19.573	+1.648	27.022	24.696	27.855
5	14:09:55.498	1:20.123	+1.616	26.882	24.332	28.909	5	14:10:00.768	1:19.275	+1.350	27.045	23.678	28.552
6	14:11:14.072	1:18.574	+0.067	26.934	23.565	28.075	6	14:11:19.792	1:19.024	+1.099	27.277	23.624	28.123
7	14:12:32.605	1:18.533	+0.026	26.797	23.416	28.320	7	14:12:37.717	1:17.925		27.019	23.164	27.742
8	14:13:51.112	1:18.507		26.827	23.595	28.085	8	14:13:56.916	1:19.199	+1.274	26.817	24.142	28.240
9	14:15:10.092	1:18.980	+0.473	26.928	23.704	28.348	9	14:15:15.344	1:18.428	+0.503	27.138	23.384	27.906

Timekeeping M. Wagner: Clerk of the course Thomas Lainer:

Steward Horst Seidel: Chief Scrutineer Paul Klassen:



Rotax Euro Challenge Salbris/France

Rotax Seniors

Salbris 1,477 Km

RACE 9 Qualifying Heat 3 A-C

04.04.2015 14:00

Race (9 Laps) started at 14:03:12

Lap	Time of Day	Lap Tm	Diff	S1 Tm	S2 Tm	S3 Tm	Lap	Time of Day	Lap Tm	Diff	S1 Tm	S2 Tm	S3 Tm
(259) Dave Blom													
1	14:04:40.657	1:27.898	+9.382	31.896	27.399	28.603							
2	14:05:59.471	1:18.814	+0.298	27.405	23.573	27.836							
3	14:07:18.611	1:19.140	+0.624	27.274	23.753	28.113							
4	14:08:37.781	1:19.170	+0.654	27.488	23.682	28.000							
5	14:09:56.415	1:18.634	+0.118	26.980	23.612	28.042							
6	14:11:22.359	1:25.944	+7.428	27.372	30.502	28.070							
7	14:12:41.322	1:18.963	+0.447	26.999	23.788	28.176							
8	14:13:59.924	1:18.602	+0.086	27.023	23.443	28.136							
9	14:15:18.440	1:18.516		27.285	23.332	27.899							
(253) Kezia Santoso													
1	14:04:40.586	1:26.689	+7.469	31.689	25.996	29.004							
2	14:06:01.171	1:20.585	+1.365	28.046	24.042	28.497							
3	14:07:20.857	1:19.686	+0.466	27.292	24.049	28.345							
4	14:08:40.684	1:19.827	+0.607	27.311	23.786	28.730							
5	14:10:00.433	1:19.749	+0.529	27.317	23.934	28.498							
6	14:11:20.239	1:19.806	+0.586	27.265	23.709	28.832							
7	14:12:39.459	1:19.220		27.195	23.554	28.471							
8	14:13:59.629	1:20.170	+0.950	27.281	23.495	29.394							
9	14:15:19.675	1:20.046	+0.826	27.665	23.678	28.703							
(268) Sanne van Wagenveld													
1	14:04:37.648	1:23.942	+5.351	30.804	24.304	28.834							
2	14:05:57.889	1:20.241	+1.650	27.355	24.029	28.857							
3	14:07:17.734	1:19.845	+1.254	26.871	24.384	28.590							
4	14:08:37.592	1:19.858	+1.267	27.464	23.978	28.416							
5	14:09:56.183	1:18.591		26.820	23.646	28.125							
6	14:11:16.435	1:20.252	+1.661	27.783	23.954	28.515							
7	14:12:36.512	1:20.077	+1.486	28.105	23.639	28.333							
8	14:14:01.030	1:24.518	+5.927	27.110	23.191	34.217							
9	14:15:19.925	1:18.895	+0.304	27.264	23.575	28.056							
(257) Andrew Williamson													
1	14:04:41.342	1:27.777	+8.358	34.870	24.421	28.486							
2	14:06:00.987	1:19.645	+0.226	27.381	23.755	28.509							
3	14:07:20.487	1:19.500	+0.081	27.333	23.644	28.523							
4	14:08:39.906	1:19.419		27.100	23.941	28.378							
(254) Rasmus Fridell													
1	14:04:42.068	1:28.359	+8.678	30.638	28.960	28.761							
2	14:06:01.749	1:19.681		27.231	23.819	28.631							
3	14:07:22.966	1:21.217	+1.536	27.641	24.244	29.332							
4	14:08:44.778	1:21.812	+2.131	28.169	24.501	29.142							
(229) Jaakkomatti Paulin													
1	14:04:39.646	1:26.836	+7.479	34.302	24.311	28.223							
2	14:05:59.003	1:19.357		26.794	23.868	28.695							
3	14:07:18.540	1:19.537	+0.180	27.137	24.073	28.327							



Rotax Euro Challenge Salbris/France

Rotax Seniors

Salbris 1,477 Km

RACE 10 Qualifying Heat 4 B-D

-NEW-

04.04.2015 14:20

Race (9 Laps) started at 14:23:16

Pos	No.	Name	Nat.	Chassis	Race Team	Laps	Total Tm	Diff	Best Tm	In Lap	km/h	Points
1	223	Max Timmermans	BEL	Tonykart	DAEMS Racing	9	11:30.056		1:15.780	8	70,166	0
2	266	Sam Marsh	GBR	Alonso	Dan Holland Racing	9	11:35.653	5.597	1:16.614	9	69,402	2
3	265	John Stewart	GBR	Tonykart	Strawberry Racing	9	11:36.221	6.165	1:16.239	8	69,744	3
4	210	Martin Mortensen	DEU	Formula K	Formula K Kartschmie.de	9	11:37.098	7.042	1:16.166	8	69,811	4
5	219	Rinus van Kalmthout	NLD	FA Kart	Team TKP	9	11:37.830	7.774	1:16.284	6	69,703	5
6	261	Carlos Gil	ESP	Sodikart	Sodikart	9	11:38.705	8.649	1:15.932	9	70,026	6
7	209	Tom Grice	GBR	Intrepid	Intrepid Driver Program	9	11:39.002	8.946	1:15.905	9	70,051	7
8	218	Leonard Hoogenboom	NLD	Tonykart	Strawberry Racing	9	11:39.984	9.928	1:16.532	9	69,477	8
9	203	Edward Brand	GBR	CRG	CRG SPA	9	11:40.822	10.766	1:16.379	8	69,616	9
10	244	Petr Bezel	CZE	MSKart	Bezel Petr	9	11:41.174	11.118	1:16.294	8	69,694	10
11	228	Luc Willemse	NLD	FA Kart	Team TKP	9	11:41.621	11.565	1:16.811	7	69,224	11
12	236	Denis Mavlanov	RUS	Tonykart	KR Sport	9	11:41.883	11.827	1:16.404	9	69,593	12
13	215	Luke Varley	UAE	Sodikart	Sodikart	9	11:42.822	12.766	1:16.902	8	69,143	13
14	260	Nicolas Picot	FRA	Sodikart	KPR	9	11:43.438	13.382	1:16.664	9	69,357	14
15	234	Robert Whiting	ZAF	Alonso	Dan Holland Racing	9	11:44.073	14.017	1:16.549	9	69,461	15
16	264	Romain Jaloux	FRA	Tonykart	SG Drivers	9	11:45.697	15.641	1:16.381	9	69,614	16
17	232	Jake Craig	USA	Formula K	Formula K Kartschmie.de	9	11:46.364	16.308	1:16.563	9	69,449	17
18	262	Bas De Laat	NLD	Gillard	PDB Racing Team	9	11:48.547	18.491	1:17.136	9	68,933	18
19	258	Jonathan Aberdein	ZAF	Tonykart	KR Sport	9	11:49.454	19.398	1:16.583	7	69,431	19
20	217	Christopher Dreyspring	DEU	DR	VPDR/TAD Racing	9	11:49.461	19.405	1:17.195	8	68,880	20
21	240	Gary Donnelly	IRL	Tonykart	Strawberry Racing	9	11:49.790	19.734	1:16.343	9	69,649	21
22	256	Adrien Renaudin	FRA	Sodi	Kart Pro Racing	9	11:50.571	20.515	1:16.374	9	69,621	22
23	245	Gabriel Delgado Barrios	PER	Gillard	PDB Racing Team	9	11:51.540	21.484	1:17.373	8	68,722	23
24	242	Tom Croydon	GBR	Tonykart	Coles Racing	9	11:51.781	21.725	1:17.116	9	68,951	24
25	247	Kalle Astrand	SWE	Gillard	PDB Racing Team	9	11:52.521	22.465	1:16.933	9	69,115	25
26	251	Maximilian Schmitt	DEU	Praga	M-Tec Praga Racing	9	11:54.289	24.233	1:17.550	9	68,565	26
27	249	Luuk Montfoort	NLD	Kosmic	Montfoort Motorsport	9	11:56.148	26.092	1:17.386	9	68,710	27
28	248	Thomas Hodier	FRA	FA Kart	DSS	2	2:41.399	7 Laps	1:18.681	2	67,579	28
29	250	Mick Wishofer	AUT	Ricciardo Kart	Speedworld	1	1:27.427	8 Laps	1:26.324	1	61,596	29
30	230	Alessandro Trombelli	ITA	Tonykart	MKS srl					0	-	30

Announcements

These results are provisional until the conclusion of any judicial and technical matters!
 No. 236 warning board / time penalty 5 sec

Margin of Victory	Ø km/h	Best Lap Tm	km/h	Best Lap by
5.597	69,349	1:15.780	70,166	223 - Max Timmermans

Official Timing www.rgmmc.com

Orbits

Timekeeping M. Wagner:

Clerk of the course Thomas Lainer:

www.mylaps.com

Steward Horst Seidel:

Chief Scrutineer Paul Klaassen:

Licensed to: Motorsport Events

Printed: 04.04.2015 15:01:54

posted at: h



Rotax Euro Challenge Salbris/France

Rotax Seniors

Salbris 1,477 Km

RACE 10 Qualifying Heat 4 B-D

04.04.2015 14:20

Race (9 Laps) started at 14:23:16

Lap	Time of Day	Lap Tm	Diff	S1 Tm	S2 Tm	S3 Tm	Lap	Time of Day	Lap Tm	Diff	S1 Tm	S2 Tm	S3 Tm
(223) Max Timmermans													
1	14:24:35.239	1:18.339	+2.559	27.216	23.418	27.705	1	14:24:38.108	1:20.761	+4.829	29.698	23.168	27.895
2	14:25:52.551	1:17.312	+1.532	26.516	23.031	27.765	2	14:25:56.222	1:18.114	+2.182	26.909	23.404	27.801
3	14:27:09.641	1:17.090	+1.310	26.334	22.944	27.812	3	14:27:14.851	1:18.629	+2.697	27.608	23.332	27.689
4	14:28:26.006	1:16.365	+0.585	26.209	22.890	27.266	4	14:28:32.289	1:17.438	+1.506	26.646	23.122	27.670
5	14:29:42.350	1:16.344	+0.564	26.138	22.816	27.390	5	14:29:49.549	1:17.260	+1.328	26.571	23.030	27.659
6	14:30:58.632	1:16.282	+0.502	26.080	22.977	27.225	6	14:31:06.550	1:17.001	+1.069	26.375	22.989	27.637
7	14:32:14.624	1:15.992	+0.212	26.114	22.702	27.176	7	14:32:22.978	1:16.428	+0.496	26.141	22.896	27.391
8	14:33:30.404	1:15.780		26.008	22.551	27.221	8	14:33:39.539	1:16.561	+0.629	26.029	22.962	27.570
9	14:34:46.822	1:16.418	+0.638	26.150	22.770	27.498	9	14:34:55.471	1:15.932		26.128	22.621	27.183
(261) Carlos Gil													
1	14:24:38.108	1:20.761	+4.829	29.698	23.168	27.895	1	14:24:38.462	1:21.085	+5.180	29.745	23.603	27.737
2	14:25:56.222	1:18.114	+2.182	26.909	23.404	27.801	2	14:25:56.554	1:18.092	+2.187	26.594	23.060	28.438
3	14:27:14.851	1:18.629	+2.697	27.608	23.332	27.689	3	14:27:13.844	1:17.290	+1.385	26.692	23.101	27.497
4	14:28:32.289	1:17.438	+1.506	26.646	23.122	27.670	4	14:28:30.754	1:16.910	+1.005	26.431	23.033	27.446
5	14:29:49.549	1:17.260	+1.328	26.571	23.030	27.659	5	14:29:48.351	1:17.597	+1.692	26.579	23.131	27.887
6	14:31:06.550	1:17.001	+1.069	26.375	22.989	27.637	6	14:31:06.770	1:17.419	+1.514	26.559	22.993	27.867
7	14:32:22.978	1:16.428	+0.496	26.141	22.896	27.391	7	14:32:22.232	1:16.462	+0.557	26.265	22.867	27.330
8	14:33:39.539	1:16.561	+0.629	26.029	22.962	27.570	8	14:33:39.863	1:17.631	+1.726	26.334	22.814	28.483
9	14:34:55.471	1:15.932		26.128	22.621	27.183	9	14:34:55.768	1:15.905		25.964	22.738	27.203
(266) Sam Marsh													
1	14:24:34.995	1:18.229	+1.615	27.026	23.625	27.578	1	14:24:37.230	1:19.999	+3.467	28.625	23.327	28.047
2	14:25:53.148	1:18.153	+1.539	26.962	23.315	27.876	2	14:25:55.053	1:18.823	+1.291	26.598	23.315	27.910
3	14:27:10.707	1:17.559	+0.945	26.614	23.153	27.792	3	14:27:12.361	1:17.308	+0.776	26.405	23.132	27.771
4	14:28:27.951	1:17.244	+0.630	26.376	23.085	27.783	4	14:28:30.196	1:17.835	+1.303	26.421	23.242	28.172
5	14:29:44.960	1:17.009	+0.395	26.531	23.001	27.477	5	14:29:48.310	1:18.114	+1.582	26.659	23.443	28.012
6	14:31:02.001	1:17.041	+0.427	26.302	22.997	27.742	6	14:31:05.770	1:17.734	+1.202	26.810	23.179	27.745
7	14:32:18.978	1:16.977	+0.363	26.533	22.932	27.512	7	14:32:22.232	1:16.462	+0.557	26.265	22.867	27.330
8	14:33:35.805	1:16.827	+0.213	26.397	22.911	27.519	8	14:33:39.863	1:17.631	+1.726	26.334	22.814	28.483
9	14:34:52.419	1:16.614		26.238	22.977	27.399	9	14:34:55.768	1:15.905		25.964	22.738	27.203
(265) John Stewart													
1	14:24:36.299	1:19.378	+3.139	28.431	23.190	27.757	1	14:24:37.230	1:19.999	+3.467	28.625	23.327	28.047
2	14:25:53.673	1:17.374	+1.135	26.667	22.894	27.813	2	14:25:55.053	1:18.823	+1.291	26.598	23.315	27.910
3	14:27:11.993	1:18.320	+2.081	26.822	23.534	27.964	3	14:27:12.361	1:17.308	+0.776	26.405	23.132	27.771
4	14:28:29.879	1:17.886	+1.647	26.644	23.074	28.168	4	14:28:30.196	1:17.835	+1.303	26.421	23.242	28.172
5	14:29:47.000	1:17.121	+0.882	26.715	22.844	27.562	5	14:29:48.310	1:18.114	+1.582	26.659	23.443	28.012
6	14:31:03.688	1:16.688	+0.449	26.337	22.881	27.470	6	14:31:05.770	1:17.734	+1.202	26.810	23.179	27.745
7	14:32:20.243	1:16.555	+0.316	26.276	22.829	27.450	7	14:32:23.355	1:17.311	+0.779	26.793	23.017	27.501
8	14:33:36.482	1:16.239		26.177	22.686	27.376	8	14:33:40.218	1:16.863	+0.331	26.140	22.914	27.809
9	14:34:52.987	1:16.505	+0.266	26.309	22.847	27.349	9	14:34:56.750	1:16.532		26.160	23.008	27.364
(218) Leonard Hoogenboom													
1	14:24:37.230	1:19.999	+3.467	28.625	23.327	28.047	1	14:24:41.108	1:23.507	+7.128	31.899	23.984	27.624
2	14:25:55.053	1:18.823	+1.291	26.598	23.315	27.910	2	14:25:59.880	1:18.772	+2.393	27.540	23.406	27.826
3	14:27:12.361	1:17.308	+0.776	26.405	23.132	27.771	3	14:27:17.803	1:17.923	+1.544	27.474	23.243	27.206
4	14:28:30.196	1:17.835	+1.303	26.421	23.242	28.172	4	14:28:34.391	1:16.588	+0.209	26.443	23.077	27.068
5	14:29:48.310	1:18.114	+1.582	26.659	23.443	28.012	5	14:29:51.269	1:16.878	+0.499	26.386	23.197	27.295
6	14:31:05.770	1:17.734	+1.202	26.810	23.179	27.745	6	14:31:08.185	1:16.916	+0.537	26.365	23.147	27.404
7	14:32:23.355	1:17.311	+0.779	26.793	23.017	27.501	7	14:32:24.599	1:16.414	+0.035	26.213	22.979	27.222
8	14:33:40.218	1:16.863	+0.331	26.140	22.914	27.809	8	14:33:40.978	1:16.379		26.232	23.023	27.124
9	14:34:56.750	1:16.532		26.160	23.008	27.364	9	14:34:57.588	1:16.610	+0.231	26.411	23.162	27.037
(203) Edward Brand													
1	14:24:41.108	1:23.507	+7.128	31.899	23.984	27.624	1	14:24:40.494	1:21.044	+4.750	29.132	23.932	27.980
2	14:25:59.880	1:18.772	+2.393	27.540	23.406	27.826	2	14:25:59.064	1:18.570	+2.276	27.210	23.421	27.939
3	14:27:17.803	1:17.923	+1.544	27.474	23.243	27.206	3	14:27:17.077	1:18.013	+1.719	27.336	23.189	27.488
4	14:28:34.391	1:16.588	+0.209	26.443	23.077	27.068	4	14:28:34.155	1:17.078	+0.784	26.477	23.149	27.452
5	14:29:51.269	1:16.878	+0.499	26.386	23.197	27.295	5	14:29:51.719	1:17.564	+1.270	26.425	23.673	27.466
6	14:31:08.185	1:16.916	+0.537	26.365	23.147	27.404	6	14:31:08.678	1:16.959	+0.665	26.514	23.122	27.323
7	14:32:24.599	1:16.414	+0.035	26.213	22.979	27.222	7	14:32:25.288	1:16.610	+0.316	26.390	23.122	27.098
8	14:33:40.978	1:16.379		26.232	23.023	27.124	8	14:33:41.582	1:16.294		26.181	23.066	27.047
9	14:34:57.588	1:16.610	+0.231	26.411	23.162	27.037	9	14:34:57.940	1:16.358	+0.064	26.025	23.159	27.174
(244) Petr Bezel													
1	14:24:40.494	1:21.044	+4.750	29.132	23.932	27.980	1	14:24:38.936	1:20.736	+3.925	28.633	24.197	27.906
2	14:25:59.064	1:18.570	+2.276	27.210	23.421	27.939	2	14:25:56.731	1:17.795	+0.984	26.655	23.267	27.873
3	14:27:17.077	1:18.013	+1.719	27.336	23.189	27.488	3	14:27:14.620	1:17.889	+1.078	26.809	23.394	27.686
4	14:28:34.155	1:17.078	+0.784	26.477	23.149	27.452	4	14:28:32.337	1:17.717	+0.906	26.574	23.130	28.013
5	14:29:51.719	1:17.564	+1.270	26.425	23.673	27.466	5	14:29:49.780	1:17.443	+0.632	26.709	23.175	27.559
6	14:31:08.678	1:16.959	+0.665	26.514	23.122	27.323	6	14:31:06.901	1:17.121	+0.310	26.381	23.101	27.639
7	14:32:25.288	1:16.610	+0.316	26.390	23.122	27.098	7	14:32:23.712	1:16.811		26.372	22.984	27.455
8	14:33:41.582	1:16.294		26.181	23.066	27.047	8	14:33:40.828	1:17.116	+0.305	26.553	22.993	27.570
9	14:34:57.940	1:16.358	+0.064	26.025	23.159	27.174	9	14:34:58.387	1:17.559	+0.748	26.407	23.870	27.282
(219) Rinus van Kalmthout													
1	14:24:36.960	1:19.918	+3.634	28.268	24.060	27.590	1	14:24:38.936	1:20.736	+3.925	28.633	24.197	27.906
2	14:25:54.545	1:17.585	+1.301	26.834	23.069	27.682	2	14:25:56.731	1:17.795	+0.984	26.655	23.267	27.873
3	14:27:11.790	1:17.245	+0.961	26.578	23.191	27.476	3	14:27:14.620	1:17.889	+1.078	26.809	23.394	27.686
4	14:28:29.342	1:17.552	+1.268	26.513	23.212	27.827	4	14:28:32.337	1:17.717	+0.906	26.574	23.130	28.013
5	14:29:45.959	1:16.617	+0.333										



Rotax Euro Challenge Salbris/France

Rotax Seniors

Salbris 1,477 Km

RACE 10 Qualifying Heat 4 B-D

04.04.2015 14:20

Race (9 Laps) started at 14:23:16

Lap	Time of Day	Lap Tm	Diff	S1 Tm	S2 Tm	S3 Tm	Lap	Time of Day	Lap Tm	Diff	S1 Tm	S2 Tm	S3 Tm
(247) Kalle Astrand													
1	14:24:42.634	1:24.252	+7.319	32.106	23.546	28.600							
2	14:26:01.727	1:19.093	+2.160	27.196	23.570	28.327							
3	14:27:21.494	1:19.767	+2.834	27.153	24.588	28.026							
4	14:28:40.408	1:18.914	+1.981	27.750	23.304	27.860							
5	14:29:59.079	1:18.671	+1.738	26.869	23.698	28.104							
6	14:31:17.565	1:18.486	+1.553	26.942	23.453	28.091							
7	14:32:35.134	1:17.569	+0.636	26.646	23.055	27.868							
8	14:33:52.354	1:17.220	+0.287	26.643	22.874	27.703							
9	14:35:09.287	1:16.933		26.535	22.883	27.515							
(251) Maximilian Schmitt													
1	14:24:42.174	1:23.194	+5.644	31.050	23.741	28.403							
2	14:26:01.148	1:18.974	+1.424	27.566	23.501	27.907							
3	14:27:20.484	1:19.336	+1.786	27.496	23.815	28.025							
4	14:28:39.496	1:19.012	+1.462	27.584	23.584	27.844							
5	14:29:58.477	1:18.981	+1.431	26.928	24.098	27.955							
6	14:31:17.902	1:19.425	+1.875	27.048	24.403	27.974							
7	14:32:35.801	1:17.899	+0.349	26.683	23.265	27.951							
8	14:33:53.505	1:17.704	+0.154	26.753	23.249	27.702							
9	14:35:11.055	1:17.550		26.706	23.170	27.674							
(249) Luuk Montfoort													
1	14:24:40.083	1:21.599	+4.213	29.606	23.886	28.107							
2	14:25:58.426	1:18.343	+0.957	26.876	23.382	28.085							
3	14:27:20.831	1:22.405	+5.019	30.352	24.035	28.018							
4	14:28:43.323	1:22.492	+5.106	30.939	23.642	27.911							
5	14:30:01.263	1:17.940	+0.554	26.716	23.220	28.004							
6	14:31:19.474	1:18.211	+0.825	26.618	23.470	28.123							
7	14:32:37.662	1:18.188	+0.802	27.070	23.298	27.820							
8	14:33:55.528	1:17.866	+0.480	26.797	23.265	27.804							
9	14:35:12.914	1:17.386		26.509	23.131	27.746							
(248) Thomas Hodier													
1	14:24:39.484	1:21.776	+3.095	30.080	23.843	27.853							
2	14:25:58.165	1:18.681		26.933	23.389	28.359							
(250) Mick Wishofer													
1	14:24:44.193	1:26.324		34.277	23.850	28.197							

Timekeeping M. Wagner: Clerk of the course Thomas Lainer:

Steward Horst Seidel: Chief Scrutineer Paul Klaassen:



Rotax Euro Challenge Salbris/France

Rotax Seniors

Salbris 1,477 Km

RACE 15 Qualifying Heat 5 A-D

-NEW-

04.04.2015 16:30

Race (9 Laps) started at 16:32:50


Pos	No.	Name	Nat.	Chassis	Race Team	Laps	Total Tm	Diff	Best Tm	In Lap	km/h	Points
1	206	Pierce Lehane	AUS	Tonykart	Strawberry Racing	7	7:51.142		1:03.714	5	83,454	0
2	256	Adrien Renaudin	FRA	Sodi	Kart Pro Racing	7	7:54.401	3.259	1:03.364	4	83,915	2
3	270	Jai Nijjar	GBR	Tonykart	Strawberry Racing	7	7:55.802	4.660	1:03.739	4	83,421	3
4	225	Mauricio van der Laan	ESP	CRG	CRG SPA	7	7:57.249	6.107	1:03.589	5	83,618	4
5	243	Thomas Preining	AUT	Intrepid	Team TKP	7	7:57.869	6.727	1:03.820	5	83,316	5
6	239	Joel Deptuch	FRA	FA Kart	Team Race Evo	7	7:57.957	6.815	1:03.236	5	84,085	6
7	219	Rinus van Kalmthout	NLD	FA Kart	Team TKP	7	7:58.433	7.291	1:03.321	4	83,972	7
8	235	Michael Cool	BEL	Tonykart	Bouvin Power	7	7:59.873	8.731	1:03.263	5	84,049	8
9	221	Louis-Ferdinand Simmenau	FRA	Tonykart	Jana Racing	7	8:03.436	12.294	1:03.925	3	83,179	9
10	217	Christopher Dreyspring	DEU	DR	VPDR/TAD Racing	7	8:03.801	12.659	1:03.807	4	83,333	10
11	212	Glenn van Parijs	BEL	Tonykart	Bouvin Power	7	8:05.077	13.935	1:03.526	5	83,701	11
12	261	Carlos Gil	ESP	Sodikart	Sodikart	7	8:05.412	14.270	1:03.607	5	83,595	12
13	232	Jake Craig	USA	Formula K	Formula K Kartschmie.de	7	8:06.216	15.074	1:04.498	4	82,440	13
14	244	Petr Bezel	CZE	MSKart	Bezel Petr	7	8:08.356	17.214	1:03.651	4	83,537	14
15	215	Luke Varley	UAE	Sodikart	Sodikart	7	8:09.424	18.282	1:03.764	5	83,389	15
16	267	Bryce Choquer	CAN	Gillard	PDB Racing Team	7	8:10.691	19.549	1:04.771	4	82,092	16
17	247	Kalle Astrand	SWE	Gillard	PDB Racing Team	7	8:11.924	20.782	1:03.492	4	83,746	17
18	262	Bas De Laat	NLD	Gillard	PDB Racing Team	7	8:12.452	21.310	1:04.694	5	82,190	18
19	251	Maximilian Schmitt	DEU	Praga	M-Tec Praga Racing	7	8:12.553	21.411	1:03.780	5	83,368	19
20	259	Dave Blom	NLD	Intrepid	Intrepid Driver Program	7	8:12.716	21.574	1:03.264	4	84,048	20
21	222	Sam Smelt	GBR	Kosmic	KR Sport	7	8:15.007	23.865	1:04.193	5	82,831	21
22	216	Thomas Drouet	FRA	FA Kart	RM Concept	7	8:18.324	27.182	1:04.093	5	82,961	22
23	258	Jonathan Aberdein	ZAF	Tonykart	KR Sport	7	8:19.750	28.608	1:04.301	5	82,692	23
24	223	Max Timmermans	BEL	Tonykart	DAEMS Racing	7	8:22.289	31.147	1:04.723	4	82,153	24
25	249	Luuk Montfoort	NLD	Kosmic	Montfoort Motorsport	7	8:37.930	46.788	1:03.853	4	83,273	25
26	218	Leonard Hoogenboom	NLD	Tonykart	Strawberry Racing	7	8:43.645	52.503	1:03.519	4	83,710	26
27	254	Rasmus Fridell	SWE	Kosmic	Paul Carr Racing	7	8:45.851	54.709	1:04.774	3	82,088	27
28	248	Thomas Hodier	FRA	FA Kart	DSS	7	8:49.457	58.315	1:04.222	4	82,794	28
29	255	Michal Stepinski	POL	Kosmic	Uniq Racing	7	8:58.969	1:07.827	1:04.909	4	81,918	29
30	271	Lennert van Bogaert	BEL	CRG	EGP Belgium					0	-	30

Announcements

These results are provisional until the conclusion of any judicial and technical matters!
 No. 219 warning board / time penalty 5 sec

Margin of Victory	Ø km/h	Best Lap Tm	km/h	Best Lap by
3.259	79,000	1:03.236	84,085	239 - Joel Deptuch

Official Timing www.rgmmc.com Orbits

Timekeeping M. Wagner:  Clerk of the course Thomas Lainer: www.mylaps.com
 Steward Horst Seidel: Chief Scrutineer Paul Klaassen: Licensed to: Motorsport Events
 Printed: 04.04.2015 18:00:58 posted at: h



Rotax Euro Challenge Salbris/France

Rotax Seniors

Salbris 1,477 Km

RACE 15 Qualifying Heat 5 A-D

04.04.2015 16:30

Race (9 Laps) started at 16:32:50

Lap	Time of Day	Lap Tm	Diff	S1 Tm	S2 Tm	S3 Tm	Lap	Time of Day	Lap Tm	Diff	S1 Tm	S2 Tm	S3 Tm
(206) Pierce Lehane													
1	16:33:55.941	1:05.433	+1.719	22.744	19.262	23.427	2	16:35:07.599	1:05.700	+2.437	22.410	19.239	24.051
2	16:35:01.309	1:05.368	+1.654	22.311	19.152	23.905	3	16:36:12.448	1:04.849	+1.586	22.030	19.742	23.077
3	16:36:05.539	1:04.230	+0.516	22.079	19.182	22.969	4	16:37:16.090	1:03.642	+0.379	21.910	18.979	22.753
4	16:37:09.920	1:04.381	+0.667	21.902	18.974	23.505	5	16:38:19.353	1:03.263		21.581	18.936	22.746
5	16:38:13.634	1:03.714		21.818	19.093	22.803	6	16:39:25.430	1:06.077	+2.814	21.593	19.113	25.371
6	16:39:19.480	1:05.846	+2.132	21.988	19.244	24.614	7	16:40:50.381	1:24.951	+21.688	28.056	25.149	31.746
7	16:40:41.650	1:22.170	+18.456	26.937	24.251	30.982	(221) Louis-Ferdinand Simmenauer						
(219) Rinus van Kalmthout													
1	16:33:57.482	1:06.737	+3.416	23.784	19.324	23.629	1	16:34:05.157	1:14.584	+10.659	30.151	20.800	23.633
2	16:35:02.385	1:04.903	+1.582	22.411	19.116	23.376	2	16:35:10.526	1:05.369	+1.444	21.853	20.136	23.380
3	16:36:06.473	1:04.088	+0.767	22.069	19.023	22.996	3	16:36:14.451	1:03.925		21.704	19.205	23.016
4	16:37:09.794	1:03.321		21.557	18.853	22.911	4	16:37:18.537	1:04.086	+0.161	21.566	19.625	22.895
5	16:38:13.457	1:03.663	+0.342	21.857	18.924	22.882	5	16:38:22.535	1:03.998	+0.073	21.355	19.676	22.967
6	16:39:19.542	1:06.085	+2.764	22.071	19.432	24.582	6	16:39:28.185	1:05.650	+1.725	21.500	18.909	25.241
7	16:40:43.941	1:24.399	+21.078	28.403	25.337	30.659	7	16:40:53.944	1:25.759	+21.834	28.158	25.808	31.793
(256) Adrien Renaudin													
1	16:33:57.347	1:06.671	+3.307	23.164	19.825	23.682	(217) Christopher Dreyspring						
2	16:35:02.903	1:05.556	+2.192	22.477	19.728	23.351	1	16:34:03.842	1:12.213	+8.406	28.015	20.620	23.578
3	16:36:07.207	1:04.304	+0.940	21.994	19.280	23.030	2	16:35:08.971	1:05.129	+1.322	22.277	19.479	23.373
4	16:37:10.571	1:03.364		21.605	19.002	22.757	3	16:36:13.609	1:04.638	+0.831	22.138	19.367	23.133
5	16:38:14.772	1:04.201	+0.837	21.876	19.287	23.038	4	16:37:17.416	1:03.807		22.013	18.790	23.004
6	16:39:20.836	1:06.064	+2.700	21.784	19.205	25.075	5	16:38:21.269	1:03.853	+0.046	21.952	18.857	23.044
7	16:40:44.909	1:24.073	+20.709	27.488	25.314	31.271	6	16:39:27.261	1:05.992	+2.185	21.797	18.845	25.350
(270) Jai Nijjar													
1	16:33:57.080	1:06.429	+2.690	23.228	19.507	23.694	7	16:40:54.309	1:27.048	+23.241	28.823	26.436	31.789
2	16:35:02.023	1:04.943	+1.204	22.409	19.221	23.313	(212) Glenn van Parijs						
3	16:36:05.964	1:03.941	+0.202	21.859	19.082	23.000	1	16:34:03.646	1:12.360	+8.834	28.513	20.256	23.591
4	16:37:09.703	1:03.739		21.712	19.075	22.952	2	16:35:09.233	1:05.587	+2.061	22.636	19.595	23.356
5	16:38:13.928	1:04.225	+0.486	22.459	19.018	22.748	3	16:36:13.729	1:04.496	+0.970	21.964	19.442	23.090
6	16:39:20.554	1:06.626	+2.887	21.761	19.598	25.267	4	16:37:18.793	1:05.064	+1.538	22.085	20.044	22.935
7	16:40:46.310	1:25.756	+22.017	28.150	25.844	31.762	5	16:38:22.319	1:03.526		21.478	19.272	22.776
(225) Mauricio van der Laan													
1	16:34:00.824	1:09.415	+5.826	25.960	19.609	23.846	6	16:39:28.821	1:06.502	+2.976	21.610	19.169	25.723
2	16:35:05.598	1:04.774	+1.185	22.111	19.256	23.407	7	16:40:55.585	1:26.764	+23.238	28.702	25.749	32.313
3	16:36:10.502	1:04.904	+1.315	22.125	19.337	23.442	(261) Carlos Gil						
4	16:37:15.367	1:04.865	+1.276	22.808	19.016	23.041	1	16:33:59.922	1:08.902	+5.295	24.808	19.980	24.114
5	16:38:18.956	1:03.589		21.575	18.999	23.015	2	16:35:05.091	1:05.169	+1.562	22.265	19.321	23.583
6	16:39:24.047	1:05.091	+1.502	21.482	18.721	24.888	3	16:36:10.839	1:05.748	+2.141	22.421	19.462	23.865
7	16:40:47.757	1:23.710	+20.121	27.820	25.006	30.884	4	16:37:14.911	1:04.072	+0.465	22.128	19.052	22.892
(243) Thomas Preining													
1	16:34:01.074	1:10.109	+6.289	24.675	21.043	24.391	5	16:38:18.518	1:03.607		21.798	19.131	22.678
2	16:35:05.998	1:04.924	+1.104	22.216	19.249	23.459	6	16:39:25.438	1:06.920	+3.313	21.564	18.880	26.476
3	16:36:10.563	1:04.565	+0.745	21.920	19.305	23.340	7	16:40:55.920	1:30.482	+26.875	30.919	23.698	35.865
4	16:37:14.508	1:03.945	+0.125	22.025	19.021	22.899	(232) Jake Craig						
5	16:38:18.328	1:03.820		22.114	18.904	22.802	1	16:34:03.471	1:10.716	+6.218	26.970	19.943	23.803
6	16:39:23.855	1:05.527	+1.707	21.506	18.804	25.217	2	16:35:08.734	1:05.263	+0.765	22.131	19.145	23.987
7	16:40:48.377	1:24.522	+20.702	27.853	25.546	31.123	3	16:36:13.247	1:04.513	+0.015	22.158	19.087	23.268
(239) Joel Deptuch													
1	16:34:02.775	1:11.654	+8.418	28.194	19.871	23.589	4	16:37:17.745	1:04.498		22.438	19.045	23.015
2	16:35:07.746	1:04.971	+1.735	22.520	19.118	23.333	5	16:38:22.790	1:05.045	+0.547	21.941	20.143	22.961
3	16:36:12.572	1:04.826	+1.590	22.040	19.772	23.014	6	16:39:31.609	1:08.819	+4.321	21.975	20.746	26.098
4	16:37:16.309	1:03.737	+0.501	21.926	19.031	22.780	7	16:40:56.724	1:25.115	+20.617	28.501	25.394	31.220
5	16:38:19.545	1:03.236		21.666	18.916	22.654	(244) Petr Bezel						
6	16:39:25.095	1:05.550	+2.314	21.594	19.157	24.799	1	16:34:05.706	1:13.211	+9.560	27.919	21.667	23.625
7	16:40:48.465	1:23.370	+20.134	27.602	24.756	31.012	2	16:35:11.659	1:05.953	+2.302	22.953	19.576	23.424
(235) Michael Cool													
1	16:34:01.899	1:10.862	+7.599	26.967	19.977	23.918	3	16:36:17.821	1:06.162	+2.511	23.806	19.331	23.025
(215) Luke Varley													
(224) Petr Bezel													
1	16:34:01.762	1:10.921	+7.157	27.003	20.033	23.885	4	16:37:21.472	1:03.651		21.930	18.982	22.739
2	16:35:06.836	1:05.074	+1.310	22.393	19.144	23.537	5	16:38:25.283	1:03.811	+0.160	21.812	19.069	22.930
3	16:36:11.499	1:04.663	+0.899	22.391	19.228	23.044	6	16:39:32.051	1:06.768	+3.117	21.520	19.526	25.722
4	16:37:15.510	1:04.011	+0.247	21.841	19.351	22.819	7	16:40:58.864	1:26.813	+23.162	28.647	27.328	30.838

Timekeeping M. Wagner:



Clerk of the course Thomas Lainer:

Steward Horst Seidel:

Chief Scrutineer Paul Klaassen:





Rotax Euro Challenge Salbris/France

Rotax Seniors

Salbris 1,477 Km

RACE 15 Qualifying Heat 5 A-D

04.04.2015 16:30

Race (9 Laps) started at 16:32:50

Lap	Time of Day	Lap Tm	Diff	S1 Tm	S2 Tm	S3 Tm	Lap	Time of Day	Lap Tm	Diff	S1 Tm	S2 Tm	S3 Tm
5	16:38:19.274	1:03.764		21.701	18.988	23.075	(258) Jonathan Aberdein						
6	16:39:32.264	1:12.990	+9.226	21.577	24.429	26.984	1	16:34:05.359	1:14.272	+9.971	30.326	19.908	24.038
7	16:40:59.932	1:27.668	+23.904	29.564	26.737	31.367	2	16:35:12.379	1:07.020	+2.719	22.497	19.827	24.696
(267) Bryce Choquer							3	16:36:20.041	1:07.662	+3.361	24.419	19.764	23.479
1	16:34:04.288	1:12.549	+7.778	28.142	20.798	23.609	4	16:37:24.842	1:04.801	+0.500	22.481	19.352	22.968
2	16:35:10.655	1:06.367	+1.596	22.424	19.807	24.136	5	16:38:29.143	1:04.301		21.815	19.628	22.858
3	16:36:15.746	1:05.091	+0.320	22.306	19.526	23.259	6	16:39:41.388	1:12.245	+7.944	21.648	18.780	31.817
4	16:37:20.517	1:04.771		22.220	19.647	22.904	7	16:41:10.258	1:28.870	+24.569	30.193	26.525	32.152
5	16:38:25.923	1:05.406	+0.635	22.414	19.936	23.056	(223) Max Timmermans						
6	16:39:33.726	1:07.803	+3.032	21.703	19.296	26.804	1	16:34:02.663	1:12.059	+7.336	25.114	22.176	24.769
7	16:41:01.199	1:27.473	+22.702	29.365	26.303	31.805	2	16:35:08.332	1:05.669	+0.946	22.388	19.026	24.255
(247) Kalle Astrand							3	16:36:23.476	1:15.144	+10.421	21.835	28.996	24.313
1	16:34:07.274	1:15.440	+11.948	31.539	20.271	23.630	4	16:37:28.199	1:04.723		22.459	19.227	23.037
2	16:35:12.423	1:05.149	+1.657	22.518	19.225	23.406	5	16:38:34.742	1:06.543	+1.820	22.579	20.161	23.803
3	16:36:19.874	1:07.451	+3.959	23.531	20.731	23.189	6	16:39:44.497	1:09.755	+5.032	21.854	19.685	28.216
4	16:37:23.366	1:03.492		21.702	18.923	22.867	7	16:41:12.797	1:28.300	+23.577	29.394	26.497	32.409
5	16:38:27.390	1:04.024	+0.532	22.194	19.020	22.810	(249) Luuk Montfoort						
6	16:39:36.166	1:08.776	+5.284	21.564	18.934	28.278	1	16:34:07.016	1:15.095	+11.242	31.395	20.247	23.453
7	16:41:02.432	1:26.266	+22.774	28.862	25.487	31.917	2	16:35:13.825	1:06.809	+2.956	23.223	20.292	23.294
(262) Bas De Laet							3	16:36:19.137	1:05.312	+1.459	22.611	19.764	22.937
1	16:34:05.541	1:14.010	+9.316	29.989	20.221	23.800	4	16:37:22.990	1:03.853		22.173	18.905	22.775
2	16:35:11.480	1:05.939	+1.245	22.573	19.690	23.676	5	16:38:46.263	1:23.273	+19.420	23.155	36.654	23.464
3	16:36:18.550	1:07.070	+2.376	24.174	19.476	23.420	6	16:40:00.135	1:13.872	+10.019	23.360	21.274	29.238
4	16:37:24.330	1:05.780	+1.086	23.520	19.335	22.925	7	16:41:28.438	1:28.303	+24.450	30.046	26.366	31.891
5	16:38:29.024	1:04.694		22.055	19.666	22.973	(218) Leonard Hoogenboom						
6	16:39:37.166	1:08.142	+3.448	21.963	18.919	27.260	1	16:33:57.682	1:06.769	+3.250	23.709	19.367	23.693
7	16:41:02.960	1:25.794	+21.100	28.711	25.890	31.193	2	16:35:02.648	1:04.966	+1.447	22.303	19.226	23.437
(251) Maximilian Schmitt							3	16:36:06.812	1:04.164	+0.645	21.990	19.147	23.027
1	16:34:03.356	1:11.240	+7.460	27.533	19.864	23.843	4	16:37:10.331	1:03.519		21.762	18.992	22.765
2	16:35:11.124	1:07.768	+3.988	22.466	21.576	23.726	5	16:38:14.647	1:04.316	+0.797	21.973	19.290	23.053
3	16:36:16.066	1:04.942	+1.162	22.058	19.529	23.355	6	16:39:19.813	1:05.166	+1.647	21.681	19.061	24.424
4	16:37:20.380	1:04.314	+0.534	22.016	19.204	23.094	7	16:41:34.153	2:14.340	+1:10.821	27.664	25.299	1:21.377
5	16:38:24.160	1:03.780		21.717	19.050	23.013	(254) Rasmus Fridell						
6	16:39:31.951	1:07.791	+4.011	21.559	19.637	26.595	1	16:34:05.881	1:13.734	+8.960	30.129	20.001	23.604
7	16:41:03.061	1:31.110	+27.330	30.075	27.360	33.675	2	16:35:14.147	1:08.266	+3.492	23.209	21.545	23.512
(259) Dave Blom							3	16:36:18.921	1:04.774		22.341	19.195	23.238
1	16:34:06.189	1:14.991	+11.727	31.157	20.362	23.472	4	16:37:24.008	1:05.087	+0.313	23.246	18.904	22.937
2	16:35:11.893	1:05.704	+2.440	22.731	19.627	23.346	5	16:38:50.018	1:26.010	+21.236	22.256	39.985	23.769
3	16:36:17.363	1:05.470	+2.206	23.469	19.246	22.755	6	16:40:10.488	1:20.470	+15.696	25.109	22.302	33.059
4	16:37:20.627	1:03.264		21.684	18.932	22.648	7	16:41:36.359	1:25.871	+21.097	29.428	25.870	30.573
5	16:38:24.554	1:03.927	+0.663	22.119	19.127	22.681	(248) Thomas Hodier						
6	16:39:32.921	1:08.367	+5.103	21.600	20.601	26.166	1	16:34:26.160	1:34.938	+30.716	49.900	21.446	23.592
7	16:41:03.224	1:30.303	+27.039	32.278	25.950	32.075	2	16:35:37.697	1:11.537	+7.315	22.436	20.242	28.859
(222) Sam Smelt							3	16:36:43.893	1:06.196	+1.974	22.984	19.682	23.530
1	16:34:04.411	1:12.856	+8.663	28.536	21.042	23.278	4	16:37:48.115	1:04.222		21.928	19.273	23.021
2	16:35:12.129	1:07.718	+3.525	22.405	21.955	23.358	5	16:38:53.174	1:05.059	+0.837	22.093	19.331	23.635
3	16:36:18.445	1:06.316	+2.123	23.539	19.603	23.174	6	16:40:12.632	1:19.458	+15.236	25.613	23.624	30.221
4	16:37:24.457	1:06.012	+1.819	23.847	19.266	22.899	7	16:41:39.965	1:27.333	+23.111	29.271	26.090	31.972
5	16:38:28.650	1:04.193		22.029	19.342	22.822	(255) Michal Stepinski						
6	16:39:35.665	1:07.015	+2.822	21.563	18.920	26.532	1	16:34:01.336	1:09.058	+4.149	25.364	19.737	23.957
7	16:41:05.515	1:29.850	+25.657	29.305	29.141	31.404	2	16:35:06.737	1:05.401	+0.492	22.213	19.343	23.845
(216) Thomas Drouet							3	16:36:12.391	1:05.654	+0.745	22.813	19.495	23.346
1	16:34:05.943	1:14.476	+10.383	31.014	20.044	23.418	4	16:37:17.300	1:04.909		21.880	19.782	23.247
2	16:35:11.721	1:05.778	+1.685	22.684	19.539	23.555	5	16:38:22.258	1:04.958	+0.049	22.270	19.590	23.098
3	16:36:23.556	1:11.835	+7.742	23.506	24.212	24.117	6	16:39:48.476	1:26.218	+21.309	22.577		
4	16:37:28.342	1:04.786	+0.693	22.632	19.445	22.709	7	16:41:49.477	2:01.001	+56.092	1:02.132	26.701	32.168
5	16:38:32.435	1:04.093		22.116	19.284	22.693							
6	16:39:41.474	1:09.039	+4.946	21.643	19.212	28.184							
7	16:41:08.832	1:27.358	+23.265	29.578	26.614	31.166							



Rotax Euro Challenge Salbris/France

Rotax Seniors

Salbris 1,477 Km

RACE 16 Qualifying Heat 6 B-C

-NEW-

04.04.2015 16:50

Race (9 Laps) started at 16:53:02

Pos	No.	Name	Nat.	Chassis	Race Team	Laps	Total Tm	Diff	Best Tm	In Lap	km/h	Points
1	266	Sam Marsh	GBR	Alonso	Dan Holland Racing	9	9:45.886		1:03.170	8	84,173	0
2	210	Martin Mortensen	DEU	Formula K	Formula K Kartschmie.de	9	9:45.982	0.096	1:02.872	8	84,572	2
3	201	Harry Webb	GBR	CRG	CRG SPA	9	9:46.072	0.186	1:03.114	8	84,248	3
4	209	Tom Grice	GBR	Intrepid	Intrepid Driver Program	9	9:46.309	0.423	1:02.325	8	85,314	4
5	233	Berkay Besler	TUR	Intrepid	Bouvin Power	9	9:52.160	6.274	1:02.970	8	84,440	5
6	236	Denis Mavlanov	RUS	Tonykart	KR Sport	9	9:52.250	6.364	1:02.723	8	84,773	6
7	260	Nicolas Picot	FRA	Sodikart	KPR	9	9:53.181	7.295	1:03.959	8	83,135	7
8	265	John Stewart	GBR	Tonykart	Strawberry Racing	9	9:53.257	7.371	1:02.880	8	84,561	8
9	231	Shane Daly	IRL	FA Kart	Dan Holland Racing	9	9:53.468	7.582	1:03.010	8	84,387	9
10	228	Luc Willemse	NLD	FA Kart	Team TKP	9	9:53.649	7.763	1:03.772	9	83,378	10
11	246	Mike Bartels	NLD	Gillard	PDB Racing Team	9	9:54.504	8.618	1:03.255	9	84,060	11
12	213	Josh White	GBR	BirelART	BirelART/KMS	9	9:57.857	11.971	1:03.097	7	84,270	12
13	264	Romain Jaloux	FRA	Tonykart	SG Drivers	9	9:58.484	12.598	1:03.635	9	83,558	13
14	268	Sanne van Wagenveld	NLD	FA Kart	Team TKP	9	9:58.824	12.938	1:04.038	5	83,032	14
15	207	Brett Ward	GBR	Kosmic	Aim Motorsport	9	9:58.875	12.989	1:02.835	8	84,622	15
16	242	Tom Croydon	GBR	Tonykart	Coles Racing	9	9:59.194	13.308	1:03.634	6	83,559	16
17	238	Manuel Maldonado	GBR	Tonykart	MBR Racing	9	9:59.356	13.470	1:02.925	9	84,501	17
18	263	Luke Knott	GBR	Alonso	Dan Holland Racing	9	10:05.814	19.928	1:03.044	8	84,341	18
19	204	Viktor Oberg	SWE	Gillard	PDB Racing Team	9	10:05.945	20.059	1:03.422	6	83,838	19
20	240	Gary Donnelly	IRL	Tonykart	Strawberry Racing	9	10:10.824	24.938	1:02.661	9	84,857	20
21	257	Andrew Williamson	FRA	FA Kart	DSS	9	10:11.046	25.160	1:03.905	9	83,205	21
22	234	Robert Whiting	ZAF	Alonso	Dan Holland Racing	9	10:14.670	28.784	1:03.775	9	83,374	22
23	253	Kezia Santoso	IDN	Gillard	PDB Racing Team	9	10:17.109	31.223	1:05.281	9	81,451	23
24	272	Antti Johansson	FIN	OTK	TBA	9	10:39.324	53.438	1:03.244	9	84,074	24
25	250	Mick Wishofer	AUT	Ricciardo Kart	Speedworld	8	9:51.697	1 Lap	1:11.010	3	74,880	25
26	245	Gabriel Delgado Barrios	PER	Gillard	PDB Racing Team	8	10:14.259	1 Lap	1:05.070	8	81,715	26
27	241	Oliver Askew	USA	BirelART	BirelART/KMS	8	10:26.009	1 Lap	1:13.501	6	72,342	27
28	230	Alessandro Trombelli	ITA	Tonykart	MKS srl	1	1:14.858	8 Laps	1:14.143	1	71,715	28
29	229	Jaakkomatti Paulin	FIN	Tonykart	VRT	1	1:22.439	8 Laps	1:21.873	1	64,944	29
30	203	Edward Brand	GBR	CRG	CRG SPA		0.990	9 Laps		0	-	30

Announcements

These results are provisional until the conclusion of any judicial and technical matters!
 No. 272 time penalty 10 sec. / unfair driving

Margin of Victory	Ø km/h	Best Lap Tm	km/h	Best Lap by
0.096	81,679	1:02.325	85,314	209 - Tom Grice

Official Timing www.rgmmc.com

Orbits

Timekeeping M. Wagner:

Clerk of the course Thomas Lainer:

www.mylaps.com

Steward Horst Seidel:

Chief Scrutineer Paul Klaassen:

Licensed to: Motorsport Events

Printed: 04.04.2015 17:42:00

posted at:

h



Rotax Euro Challenge Salbris/France

Rotax Seniors

Salbris 1,477 Km

RACE 16 Qualifying Heat 6 B-C

04.04.2015 16:50

Race (9 Laps) started at 16:53:02

Lap	Time of Day	Lap Tm	Diff	S1 Tm	S2 Tm	S3 Tm	Lap	Time of Day	Lap Tm	Diff	S1 Tm	S2 Tm	S3 Tm
(266) Sam Marsh							(260) Nicolas Picot						
1	16:54:10.989	1:08.349	+5.179	23.858	20.287	24.204	1	16:54:14.129	1:10.544	+6.585	24.836	20.502	25.206
2	16:55:19.065	1:08.076	+4.906	23.473	20.554	24.049	2	16:55:21.461	1:07.332	+3.373	23.738	19.885	23.709
3	16:56:24.749	1:05.684	+2.514	22.317	19.863	23.504	3	16:56:26.712	1:05.251	+1.292	22.457	19.565	23.229
4	16:57:29.638	1:04.889	+1.719	21.719	19.361	23.809	4	16:57:32.224	1:05.512	+1.553	22.899	19.275	23.338
5	16:58:33.444	1:03.806	+0.636	21.689	19.165	22.952	5	16:58:36.864	1:04.640	+0.681	22.155	19.407	23.078
6	16:59:37.134	1:03.690	+0.520	21.723	19.111	22.856	6	16:59:42.258	1:05.394	+1.435	22.924	19.481	22.989
7	17:00:40.740	1:03.606	+0.436	21.505	19.148	22.953	7	17:00:47.317	1:05.059	+1.100	22.905	19.251	22.903
8	17:01:43.910	1:03.170		21.463	19.020	22.687	8	17:01:51.276	1:03.959		22.162	19.060	22.737
9	17:02:48.526	1:04.616	+1.446	21.643	19.458	23.515	9	17:02:55.821	1:04.545	+0.586	22.488	19.136	22.921
(210) Martin Mortensen							(265) John Stewart						
1	16:54:13.634	1:10.712	+7.840	25.950	19.995	24.767	1	16:54:21.184	1:18.475	+15.595	32.412	21.804	24.259
2	16:55:20.471	1:06.837	+3.965	23.129	19.638	24.070	2	16:55:26.663	1:05.479	+2.599	22.498	19.481	23.500
3	16:56:25.779	1:05.308	+2.436	22.550	19.393	23.365	3	16:56:33.011	1:06.348	+3.468	23.177	19.637	23.534
4	16:57:30.374	1:04.595	+1.723	21.659	19.539	23.397	4	16:57:38.724	1:05.713	+2.833	22.498	20.195	23.020
5	16:58:34.670	1:04.296	+1.424	21.781	19.318	23.197	5	16:58:42.774	1:04.050	+1.170	22.242	18.964	22.844
6	16:59:38.211	1:03.541	+0.669	21.648	19.023	22.870	6	16:59:46.280	1:03.506	+0.626	21.180	19.039	23.287
7	17:00:41.278	1:03.067	+0.195	21.525	18.779	22.763	7	17:00:49.318	1:03.038	+0.158	21.435	18.873	22.730
8	17:01:44.150	1:02.872		21.319	18.842	22.711	8	17:01:52.198	1:02.880		21.392	18.787	22.701
9	17:02:48.622	1:04.472	+1.600	21.474	19.469	23.529	9	17:02:55.897	1:03.699	+0.819	21.600	19.233	22.866
(201) Harry Webb							(231) Shane Daly						
1	16:54:14.003	1:10.882	+7.768	27.107	19.662	24.113	1	16:54:21.677	1:16.870	+13.860	30.687	21.804	24.379
2	16:55:20.533	1:06.530	+3.416	22.968	19.589	23.973	2	16:55:28.806	1:07.129	+4.119	22.464	20.759	23.906
3	16:56:25.507	1:04.974	+1.860	22.302	19.292	23.380	3	16:56:33.543	1:04.737	+1.727	21.964	19.268	23.505
4	16:57:30.301	1:04.794	+1.680	21.848	19.322	23.624	4	16:57:39.378	1:05.835	+2.825	23.159	19.572	23.104
5	16:58:35.286	1:04.985	+1.871	23.111	18.965	22.909	5	16:58:43.238	1:03.860	+0.850	21.793	19.174	22.893
6	16:59:38.860	1:03.574	+0.460	21.617	19.079	22.878	6	16:59:46.590	1:03.352	+0.342	21.290	18.950	23.112
7	17:00:41.985	1:03.125	+0.011	21.344	18.953	22.828	7	17:00:49.627	1:03.037	+0.027	21.439	18.906	22.692
8	17:01:45.099	1:03.114		21.461	18.830	22.823	8	17:01:52.637	1:03.010		21.312	19.050	22.648
9	17:02:48.712	1:03.613	+0.499	21.453	18.999	23.161	9	17:02:56.108	1:03.471	+0.461	21.473	19.064	22.934
(209) Tom Grice							(228) Luc Willemsse						
1	16:54:22.990	1:16.241	+13.916	31.409	20.685	24.147	1	16:54:26.226	1:12.265	+8.493	27.061	20.635	24.569
2	16:55:25.651	1:06.158	+3.833	22.845	19.815	23.498	2	16:55:23.579	1:07.353	+3.581	23.663	19.885	23.805
3	16:56:30.327	1:04.676	+2.351	21.974	19.232	23.470	3	16:56:30.292	1:06.713	+2.941	22.870	20.042	23.801
4	16:57:34.174	1:03.847	+1.522	21.702	19.162	22.983	4	16:57:35.109	1:04.817	+1.045	22.222	19.394	23.201
5	16:58:37.372	1:03.198	+0.873	21.532	18.923	22.743	5	16:58:39.091	1:03.982	+0.210	21.689	19.296	22.997
6	16:59:40.417	1:03.045	+0.720	21.557	18.801	22.687	6	16:59:44.306	1:05.215	+1.443	22.730	19.122	23.363
7	17:00:43.067	1:02.650	+0.325	21.280	18.829	22.541	7	17:00:48.147	1:03.841	+0.069	21.789	18.930	23.122
8	17:01:45.392	1:02.325		21.215	18.721	22.389	8	17:01:52.517	1:04.370	+0.598	21.599	19.648	23.123
9	17:02:48.949	1:03.557	+1.232	21.260	19.094	23.203	9	17:02:56.289	1:03.772		21.808	18.965	22.999
(233) Berkay Besler							(246) Mike Bartels						
1	16:54:22.009	1:19.240	+16.270	32.943	21.722	24.575	1	16:54:18.549	1:14.598	+11.343	29.715	20.499	24.384
2	16:55:28.094	1:06.085	+3.115	22.360	20.153	23.572	2	16:55:26.139	1:07.590	+4.335	23.144	20.095	24.351
3	16:56:32.843	1:04.749	+1.779	21.801	19.483	23.465	3	16:56:31.524	1:05.385	+2.130	22.230	19.491	23.664
4	16:57:38.527	1:05.684	+2.714	23.075	19.505	23.104	4	16:57:36.636	1:05.112	+1.857	22.141	19.543	23.428
5	16:58:41.970	1:03.443	+0.473	21.665	18.914	22.864	5	16:58:41.171	1:04.535	+1.280	21.742	19.649	23.144
6	16:59:45.334	1:03.364	+0.394	21.436	19.058	22.870	6	16:59:46.468	1:05.297	+2.042	21.752	19.945	23.600
7	17:00:48.641	1:03.307	+0.337	21.792	18.790	22.725	7	17:00:50.539	1:04.071	+0.816	21.954	19.229	22.888
8	17:01:51.611	1:02.970		21.453	18.920	22.597	8	17:01:53.889	1:03.350	+0.095	21.561	19.024	22.765
9	17:02:54.800	1:03.189	+0.219	21.602	18.715	22.872	9	17:02:57.144	1:03.255		21.526	18.962	22.767
(236) Denis Mavlanov							(213) Josh White						
1	16:54:22.990	1:20.153	+17.430	31.942	23.249	24.962	1	16:54:26.595	1:23.584	+20.487	29.319	20.581	33.684
2	16:55:29.186	1:06.196	+3.473	22.696	19.871	23.629	2	16:55:33.188	1:06.593	+3.496	22.780	19.922	23.891
3	16:56:33.798	1:04.612	+1.889	22.106	19.201	23.305	3	16:56:38.353	1:05.165	+2.068	22.835	19.238	23.092
4	16:57:38.985	1:05.187	+2.464	22.178	20.047	22.962	4	16:57:43.003	1:04.650	+1.553	21.676	20.065	22.909
5	16:58:42.385	1:03.400	+0.677	21.731	18.844	22.825	5	16:58:46.995	1:03.992	+0.895	22.039	19.139	22.814
6	16:59:45.406	1:03.021	+0.298	21.432	18.835	22.754	6	16:59:50.356	1:03.361	+0.264	21.684	18.923	22.754
7	17:00:49.260	1:03.854	+1.131	21.564	18.710	23.580	7	17:00:53.453	1:03.097		21.580	18.813	22.704
8	17:01:51.983	1:02.723		21.355	18.814	22.554	8	17:01:57.239	1:03.786	+0.689	21.552	19.186	23.048
9	17:02:54.890	1:02.907	+0.184	21.426	18.765	22.716	9	17:03:00.497	1:03.258	+0.161	21.780	18.787	22.691

Timekeeping M. Wagner: Clerk of the course Thomas Lainer:

Steward Horst Seidel: Chief Scrutineer Paul Klaassen:





Rotax Euro Challenge Salbris/France

Rotax Seniors

Salbris 1,477 Km

RACE 16 Qualifying Heat 6 B-C

04.04.2015 16:50

Race (9 Laps) started at 16:53:02

Lap	Time of Day	Lap Tm	Diff	S1 Tm	S2 Tm	S3 Tm	Lap	Time of Day	Lap Tm	Diff	S1 Tm	S2 Tm	S3 Tm
(264) Romain Jaloux							(204) Viktor Oberg						
1	16:54:23.087	1:18.716	+15.081	30.666	22.286	25.764	1	16:54:32.975	1:30.036	+26.614	45.354	20.092	24.590
2	16:55:29.792	1:06.705	+3.070	22.811	19.997	23.897	2	16:55:39.258	1:06.283	+2.861	22.437	19.812	24.034
3	16:56:35.001	1:05.209	+1.574	21.974	19.834	23.401	3	16:56:45.759	1:06.501	+3.079	21.991	19.212	25.298
4	16:57:40.606	1:05.605	+1.970	21.864	19.979	23.762	4	16:57:49.706	1:03.947	+0.525	21.755	18.994	23.198
5	16:58:45.271	1:04.665	+1.030	22.256	19.432	22.977	5	16:58:54.278	1:04.572	+1.150	22.537	19.030	23.005
6	16:59:48.957	1:03.686	+0.051	21.615	19.111	22.960	6	16:59:57.700	1:03.422		21.740	18.819	22.863
7	17:00:53.776	1:04.819	+1.184	21.405	19.298	24.116	7	17:01:01.157	1:03.457	+0.035	21.736	18.891	22.830
8	17:01:57.489	1:03.713	+0.078	21.485	19.251	22.977	8	17:02:04.646	1:03.489	+0.067	21.830	18.880	22.779
9	17:03:01.124	1:03.635		21.712	19.023	22.900	9	17:03:08.585	1:03.939	+0.517	21.342	18.782	23.815
(268) Sanne van Wagenveld							(240) Gary Donnelly						
1	16:54:19.964	1:15.537	+11.499	29.871	20.984	24.682	1	16:54:40.736	1:37.746	+35.085	51.587	21.432	24.727
2	16:55:26.576	1:06.612	+2.574	23.235	19.751	23.626	2	16:55:48.248	1:07.512	+4.851	24.242	19.589	23.681
3	16:56:33.450	1:06.874	+2.836	23.087	19.626	24.161	3	16:56:53.074	1:04.826	+2.165	22.211	19.239	23.376
4	16:57:39.896	1:06.446	+2.408	22.941	20.200	23.305	4	16:57:57.252	1:04.178	+1.517	21.977	19.120	23.081
5	16:58:43.934	1:04.038		21.886	19.085	23.067	5	16:59:00.975	1:03.723	+1.062	21.879	19.046	22.798
6	16:59:48.608	1:04.674	+0.636	22.212	19.472	22.990	6	17:00:03.821	1:02.846	+0.185	21.390	18.703	22.753
7	17:00:52.912	1:04.304	+0.266	21.714	19.417	23.173	7	17:01:07.729	1:03.908	+1.247	21.669	19.577	22.662
8	17:01:57.191	1:04.279	+0.241	21.733	19.401	23.145	8	17:02:10.803	1:03.074	+0.413	21.346	19.019	22.709
9	17:03:01.464	1:04.273	+0.235	22.267	19.070	22.936	9	17:03:13.464	1:02.661		21.281	18.596	22.784
(207) Brett Ward							(257) Andrew Williamson						
1	16:54:23.801	1:20.954	+18.119	35.260	21.481	24.213	1	16:54:26.473	1:22.179	+18.274	31.055	22.760	28.364
2	16:55:30.877	1:07.076	+4.241	23.306	20.197	23.573	2	16:55:36.078	1:09.605	+5.700	23.689	20.823	25.093
3	16:56:35.854	1:04.977	+2.142	22.238	19.568	23.171	3	16:56:43.438	1:07.360	+3.455	23.315	20.168	23.877
4	16:57:40.730	1:04.876	+2.041	22.421	19.129	23.326	4	16:57:49.557	1:06.119	+2.214	22.372	19.993	23.754
5	16:58:46.822	1:06.092	+3.257	23.423	18.937	23.732	5	16:58:56.269	1:06.712	+2.807	23.090	19.519	24.103
6	16:59:51.866	1:05.044	+2.209	22.871	19.127	23.046	6	17:00:00.388	1:04.109	+0.204	21.609	19.359	23.141
7	17:00:55.246	1:03.380	+0.545	21.686	18.833	22.861	7	17:01:05.258	1:04.880	+0.975	21.697	20.078	23.105
8	17:01:58.081	1:02.835		21.329	18.852	22.654	8	17:02:09.781	1:04.523	+0.618	21.943	19.405	23.175
9	17:03:01.515	1:03.434	+0.599	21.829	18.895	22.710	9	17:03:13.686	1:03.905		21.619	19.131	23.155
(242) Tom Croydon							(234) Robert Whiting						
1	16:54:22.525	1:17.465	+13.831	30.559	22.191	24.715	1	16:54:18.897	1:14.855	+11.080	30.185	20.529	24.141
2	16:55:29.640	1:07.115	+3.481	22.585	19.902	24.628	2	16:55:26.238	1:07.341	+3.566	23.419	20.228	23.900
3	16:56:35.348	1:05.708	+2.074	22.607	19.440	23.661	3	16:56:36.429	1:10.191	+6.416	26.596	20.132	23.463
4	16:57:40.533	1:05.185	+1.551	21.848	19.806	23.531	4	16:57:53.150	1:16.721	+12.946	22.979	19.241	34.501
5	16:58:45.540	1:05.007	+1.373	22.216	19.731	23.060	5	16:58:59.329	1:06.179	+2.404	22.952	19.469	23.758
6	16:59:49.174	1:03.634		21.703	19.005	22.926	6	17:00:04.497	1:05.168	+1.393	22.004	19.411	23.753
7	17:00:53.045	1:03.871	+0.237	21.703	19.157	23.011	7	17:01:08.976	1:04.479	+0.704	22.062	19.229	23.188
8	17:01:57.637	1:04.592	+0.958	21.646	19.229	23.717	8	17:02:13.535	1:04.559	+0.784	21.719	19.735	23.105
9	17:03:01.834	1:04.197	+0.563	22.416	19.007	22.774	9	17:03:17.310	1:03.775		21.904	19.009	22.862
(238) Manuel Maldonado							(253) Kezia Santos						
1	16:54:21.436	1:17.652	+14.727	31.487	21.796	24.369	1	16:54:25.226	1:20.031	+14.750	33.135	21.494	25.402
2	16:55:30.138	1:08.702	+5.777	23.419	21.064	24.219	2	16:55:33.870	1:08.644	+3.363	23.712	20.841	24.091
3	16:56:37.501	1:07.363	+4.438	23.685	19.921	23.757	3	16:56:42.863	1:08.993	+3.712	24.176	20.586	24.231
4	16:57:42.486	1:04.985	+2.060	22.258	19.365	23.362	4	16:57:49.113	1:06.250	+0.969	22.761	19.800	23.689
5	16:58:47.461	1:04.975	+2.050	22.480	19.463	23.032	5	16:58:56.855	1:07.742	+2.461	23.766	19.621	24.355
6	16:59:52.208	1:04.747	+1.822	22.181	19.344	23.222	6	17:00:02.986	1:06.131	+0.850	22.332	20.018	23.781
7	17:00:55.735	1:03.527	+0.602	21.646	19.044	22.837	7	17:01:08.751	1:05.765	+0.484	22.307	20.139	23.319
8	17:01:59.071	1:03.336	+0.411	21.503	19.069	22.764	8	17:02:14.468	1:05.717	+0.436	22.461	20.073	23.183
9	17:03:01.996	1:02.925		21.360	18.957	22.608	9	17:03:19.749	1:05.281		22.155	19.964	23.162
(263) Luke Knott							(272) Antti Johansson						
1	16:54:29.364	1:26.023	+22.979	30.978	26.593	28.452	1	16:54:48.204	1:44.495	+41.251	28.468	21.093	54.934
2	16:55:38.816	1:09.452	+6.408	24.735	20.451	24.266	2	16:55:56.419	1:08.215	+4.971	24.093	20.225	23.897
3	16:56:45.404	1:06.588	+3.544	23.049	20.091	23.448	3	16:57:05.300	1:08.881	+5.637	23.946	21.111	23.824
4	16:57:50.095	1:04.691	+1.647	22.035	19.566	23.090	4	16:58:10.448	1:05.148	+1.904	22.216	19.528	23.404
5	16:58:54.768	1:04.673	+1.629	22.310	19.302	23.061	5	16:59:15.897	1:05.449	+2.205	22.256	19.283	23.910
6	16:59:58.169	1:03.401	+0.357	21.627	18.843	22.931	6	17:00:20.350	1:04.453	+1.209	22.018	19.145	23.290
7	17:01:01.419	1:03.250	+0.206	21.523	18.960	22.767	7	17:01:24.865	1:04.515	+1.271	21.995	19.298	23.222
8	17:02:04.463	1:03.044		21.481	18.764	22.799	8	17:02:28.720	1:03.855	+0.611	21.717	19.064	23.074
9	17:03:08.454	1:03.991	+0.947	21.397	18.773	23.821	9	17:03:31.964	1:03.244		21.522	18.909	22.813

Timekeeping M. Wagner: Clerk of the course Thomas Lainer:

Steward Horst Seidel: Chief Scrutineer Paul Klaassen:



Rotax Euro Challenge Salbris/France

Rotax Seniors

Salbris 1,477 Km

RACE 16 Qualifying Heat 6 B-C

04.04.2015 16:50

Race (9 Laps) started at 16:53:02

Lap	Time of Day	Lap Tm	Diff	S1 Tm	S2 Tm	S3 Tm	Lap	Time of Day	Lap Tm	Diff	S1 Tm	S2 Tm	S3 Tm
(250) Mick Wishofer													
1	16:54:29.571	1:25.755	+14.745	26.396	21.644	37.715							
2	16:55:40.897	1:11.326	+0.316	24.201	21.297	25.828							
3	16:56:51.907	1:11.010		23.938	21.100	25.972							
4	16:58:03.919	1:12.012	+1.002	24.464	21.497	26.051							
5	16:59:16.091	1:12.172	+1.162	24.382	21.599	26.191							
6	17:00:28.504	1:12.413	+1.403	24.428	21.776	26.209							
7	17:01:40.353	1:11.849	+0.839	24.179	21.548	26.122							
8	17:02:54.337	1:13.984	+2.974	24.522	23.324	26.138							
(245) Gabriel Delgado Barrios													
1	16:54:23.666	1:18.354	+13.284	30.625	22.834	24.895							
2	16:56:16.517	1:52.851	+47.781	23.458	1:04.882	24.511							
3	16:57:41.406	1:24.889	+19.819	24.341	20.106	40.442							
4	16:58:50.034	1:08.628	+3.558	24.558	20.218	23.852							
5	16:59:59.129	1:09.095	+4.025	23.301	20.321	25.473							
6	17:01:06.375	1:07.246	+2.176	22.540	20.729	23.977							
7	17:02:11.829	1:05.454	+0.384	22.192	20.023	23.239							
8	17:03:16.899	1:05.070		22.192	19.489	23.389							
(241) Oliver Askew													
1	16:54:27.008	1:20.898	+7.397	29.677	24.792	26.429							
2	16:55:41.083	1:14.075	+0.574	25.101	21.973	27.001							
3	16:56:54.943	1:13.860	+0.359	25.220	22.316	26.324							
4	16:58:09.160	1:14.217	+0.716	25.066	22.551	26.600							
5	16:59:22.848	1:13.688	+0.187	25.149	22.314	26.225							
6	17:00:36.349	1:13.501		24.855	22.182	26.464							
7	17:02:06.974	1:30.625	+17.124	27.407	23.149	40.069							
8	17:03:28.649	1:21.675	+8.174	31.811	22.715	27.149							
(230) Alessandro Trombelli													
1	16:54:17.498	1:14.143		28.881	20.269	24.993							
(229) Jaakkomatti Paulin													
1	16:54:25.079	1:21.873		31.767	21.592	28.514							



Rotax Euro Challenge

Seniors

Salbris / France

Ranking after Heats

Pos.	No.	Firstname	Lastname	Nat.	Chassis	Race Team	QP	Points	Diff.	A-B	C-D	A-C	B-D	A-D	B-C
1	206	Pierce	Lehane	AUS	Tonykart	Strawberry Racing	1	0		0	--	0	--	0	--
2	266	Sam	Marsh	GBR	Alonso	Dan Holland Racing	2	4	-4	2	--	--	2	--	0
3	233	Berkay	Besler	TUR	Intrepid	Bouvin Power	3	9	-9	--	2	2	--	--	5
4	265	John	Stewart	GBR	Tonykart	Strawberry Racing	6	15	-15	4	--	--	3	--	8
5	219	Rinus	van Kalmthout	NLD	FA Kart	Team TKP	12	16	-16	--	4	--	5	7	--
6	201	Harry	Webb	GBR	CRG	CRG SPA	19	18	-18	--	3	12	--	--	3
7	209	Tom	Grice	GBR	Intrepid	Intrepid Driver Program	22	20	-20	9	--	--	7	--	4
8	235	Michael	Cool	BEL	Tonykart	Bouvin Power	17	21	-21	6	--	7	--	8	--
9	231	Shane	Daly	IRL	FA Kart	Dan Holland Racing	55	22	-22	--	5	8	--	--	9
10	221	Louis-Ferdi	Simmenauer	FRA	Tonykart	Jana Racing	5	23	-23	3	--	11	--	9	--
11	223	Max	Timmermans	BEL	Tonykart	DAEMS Racing	4	24	-24	--	0	--	0	24	--
12	261	Carlos	Gil	ESP	Sodikart	Sodikart	24	25	-25	--	7	--	6	12	--
13	228	Luc	Willemse	NLD	FA Kart	Team TKP	42	29	-29	8	--	--	11	--	10
14	207	Brett	Ward	GBR	Kosmic	Aim Motorsport	7	30	-30	--	12	3	--	--	15
15	210	Martin	Mortensen	DEU	Formula K	Formula K Kartschmie.de	14	32	-32	26	--	--	4	--	2
16	212	Glenn	van Parijs	BEL	Tonykart	Bouvin Power	29	32	-32	12	--	9	--	11	--
17	215	Luke	Varley	UAE	Sodikart	Sodikart	16	34	-34	--	6	--	13	15	--
18	236	Denis	Mavlanov	RUS	Tonykart	KR Sport	10	35	-35	17	--	--	12	--	6
19	239	Joel	Deptuch	FRA	FA Kart	Team Race Evo	21	35	-35	23	--	6	--	6	--
20	225	Mauricio	van der Laan	ESP	CRG	CRG SPA	33	35	-35	18	--	13	--	4	--
21	243	Thomas	Preining	AUT	Intrepid	Team TKP	13	38	-38	14	--	19	--	5	--
22	270	Jai	Nijjar	GBR	Tonykart	Strawberry Racing	9	39	-39	32	--	4	--	3	--
23	238	Manuel	Maldonado	GBR	Tonykart	MBR Racing	39	42	-42	--	15	10	--	--	17
24	203	Edward	Brand	GBR	CRG	CRG SPA	34	44	-44	5	--	--	9	--	30
25	218	Leonard	Hoogenboom	NLD	Tonykart	Strawberry Racing	20	45	-45	--	11	--	8	26	--
26	246	Mike	Bartels	NLD	Gillard	PDB Racing Team	43	45	-45	--	17	17	--	--	11
27	256	Adrien	Renaudin	FRA	Sodi	Kart Pro Racing	8	46	-46	--	22	--	22	2	--
28	232	Jake	Craig	USA	Formula K	Formula K Kartschmie.de	60	46	-46	--	16	--	17	13	--

Position 1 -28 qualified for Prefinal

29	260	Nicolas	Picot	FRA	Sodikart	KPR	30	49	-49	28	--	--	14	--	7
30	262	Bas	De Laat	NLD	Gillard	PDB Racing Team	36	49	-49	--	13	--	18	18	--
31	204	Viktor	Oberg	SWE	Gillard	PDB Racing Team	11	50	-50	--	26	5	--	--	19
32	217	Christopher	Dreyspring	DEU	DR	VPDR/TAD Racing	40	51	-51	--	21	--	20	10	--
33	264	Romain	Jaloux	FRA	Tonykart	SG Drivers	50	51	-51	22	--	--	16	--	13
34	244	Petr	Bezel	CZE	MSKart	Bezel Petr	56	51	-51	--	27	--	10	14	--
35	222	Sam	Smelt	GBR	Kosmic	KR Sport	41	52	-52	11	--	20	--	21	--
36	241	Oliver	Askew	USA	BirelART	BirelART/KMS	31	54	-54	--	9	18	--	--	27
37	272	Antti	Johansson	FIN	OTK	TBA	35	56	-56	--	10	22	--	--	24
38	234	Robert	Whiting	ZAF	Alonso	Dan Holland Racing	46	57	-57	20	--	--	15	--	22
39	255	Michal	Stepinski	POL	Kosmic	Uniq Racing	57	58	-58	13	--	16	--	29	--
40	213	Josh	White	GBR	BirelART	BirelART/KMS	15	59	-59	--	20	27	--	--	12
41	271	Lennert	van Bogaert	BEL	CRG	EGP Belgium	49	59	-59	15	--	14	--	30	--
42	247	Kalle	Astrand	SWE	Gillard	PDB Racing Team	44	60	-60	--	18	--	25	17	--

Announcements:

----- These results are provisional until the conclusion of any judicial and technical matters -----

Clerk of the course Thomas Lainer:

Stewards (Chairman) Horst Seidel:

Timekeeping M. Wagner:

Scrutineer Paul Klaassen:

Printed: 04.04.2015 18:21

Posted at: h



Rotax Euro Challenge

Seniors

Salbris / France

Ranking after Heats

Pos.	No.	Firstname	Lastname	Nat.	Chassis	Race Team	QP	Points	Diff.	A-B	C-D	B-C	A-D	A-C	B-D
43	267	Bryce	Choquer	CAN	Gillard	PDB Racing Team	45	63	-63	24	--	23	--	16	--
44	257	Andrew	Williamson	FRA	FA Kart	DSS	47	63	-63	--	14	28	--	--	21
45	254	Rasmus	Fridell	SWE	Kosmic	Paul Carr Racing	53	63	-63	7	--	29	--	27	--
46	263	Luke	Knott	GBR	Alonso	Dan Holland Racing	27	64	-64	--	31	15	--	--	18
47	248	Thomas	Hodier	FRA	FA Kart	DSS	32	64	-64	--	8	--	28	28	--
48	216	Thomas	Drouet	FRA	FA Kart	RM Concept	37	64	-64	21	--	21	--	22	--
49	250	Mick	Wishofer	AUT	Ricciardo Kar	Speedworld	38	64	-64	10	--	--	29	--	25
50	242	Tom	Croydon	GBR	Tonykart	Coles Racing	54	65	-65	25	--	--	24	--	16
51	268	Sanne	van Wagenveld	NLD	FA Kart	Team TKP	51	68	-68	--	28	26	--	--	14
52	245	Gabriel	Delgado Barrios	PER	Gillard	PDB Racing Team	58	68	-68	19	--	--	23	--	26
53	251	Maximilian	Schmitt	DEU	Praga	M-Tec Praga Racing	52	70	-70	--	25	--	26	19	--
54	259	Dave	Blom	NLD	Intrepid	Intrepid Driver Program	25	71	-71	27	--	24	--	20	--
55	258	Jonathan	Aberdein	ZAF	Tonykart	KR Sport	28	71	-71	--	29	--	19	23	--
56	253	Kezia	Santoso	IDN	Gillard	PDB Racing Team	59	71	-71	--	23	25	--	--	23
57	240	Gary	Donnelly	IRL	Tonykart	Strawberry Racing	18	72	-72	31	--	--	21	--	20
58	230	Alessandro	Trombelli	ITA	Tonykart	MKS srl	26	74	-74	16	--	--	30	--	28
59	249	Luuk	Montfoort	NLD	Kosmic	Montfoort Motorsport	48	76	-76	--	24	--	27	25	--
60	229	Jaakkomati	Paulin	FIN	Tonykart	VRT	23	78	-78	--	19	30	--	--	29

Position 29-62 qualified for Second Chance Heat

Announcements:

----- These results are provisional until the conclusion of any judicial and technical matters -----

Clerk of the course Thomas Lainer:

Stewards (Chairman) Horst Seidel:

Timekeeping M. Wagner:

Scrutineer Paul Klaassen:

Printed: 04.04.2015 18:21

Posted at: h

Rotax Euro Challenge

Class: Seniors

Date/Time: 05.04.2015 10:40

Track:

Heat:

Laps:

Salbris / France

Second Chance Heat

9

Edition 1

	33		
Luuk Montfoort	249	Points 76	Quali Rank 48
	31		
Gary Donnelly	240	Points 72	Quali Rank 18
	29		
Jonathan Aberdein	258	Points 71	Quali Rank 28
	27		
Maximilian Schmitt	251	Points 70	Quali Rank 52
	25		
Sanne van Wagenveld	268	Points 68	Quali Rank 51
	23		
Mick Wishofer	250	Points 64	Quali Rank 38
	21		
Thomas Hodier	248	Points 64	Quali Rank 32
	19		
Rasmus Fridell	254	Points 63	Quali Rank 53
	17		
Bryce Choquer	267	Points 63	Quali Rank 45
	15		
Lennert van Bogaert	271	Points 59	Quali Rank 49
	13		
Michal Stepinski	255	Points 58	Quali Rank 57
	11		
Antti Johansson	272	Points 56	Quali Rank 35
	9		
Sam Smelt	222	Points 52	Quali Rank 41
	7		
Romain Jaloux	264	Points 51	Quali Rank 50
	5		
Viktor Oberg	204	Points 50	Quali Rank 11
	3		
Nicolas Picot	260	Points 49	Quali Rank 30
	1		

Pole Position

17

16

15

14

13

12

11

10

9

8

7

6

5

4

3

2

1

Row

	34		
Jaakkomatti Paulin	229	Points 78	Quali Rank 23
	32		
Alessandro Trombelli	230	Points 74	Quali Rank 26
	30		
Kezia Santoso	253	Points 71	Quali Rank 59
	28		
Dave Blom	259	Points 71	Quali Rank 25
	26		
Gabriel Delgado Barrios	245	Points 68	Quali Rank 58
	24		
Tom Croydon	242	Points 65	Quali Rank 54
	22		
Thomas Drouet	216	Points 64	Quali Rank 37
	20		
Luke Knott	263	Points 64	Quali Rank 27
	18		
Andrew Williamson	257	Points 63	Quali Rank 47
	16		
Kalle Astrand	247	Points 60	Quali Rank 44
	14		
Josh White	213	Points 59	Quali Rank 15
	12		
Robert Whiting	234	Points 57	Quali Rank 46
	10		
Oliver Askew	241	Points 54	Quali Rank 31
	8		
Petr Bezel	244	Points 51	Quali Rank 56
	6		
Christopher Dreyspring	217	Points 51	Quali Rank 40
	4		
Bas De Laat	262	Points 49	Quali Rank 36
	2		

2

Clerk of the course Thomas Lainer:

Stewards (Chairman) Horst Seidel:

Scrutineer Paul Klaassen:

Timekeeping M. Wagner:



Rotax Euro Challenge Salbris/France

Rotax Seniors

Salbris 1,477 Km

Warm up qualified 29-62

05.04.2015 09:10

Practice (5:00 Time) started at 9:10:01

Pos	No.	Name	Nat.	Chassis	Race Team	Laps	Best Tm	Diff	Gap	In Lap	km/h
1	216	Thomas Drouet	FRA	FA Kart	RM Concept	5	1:02.111			5	85,608
2	260	Nicolas Picot	FRA	Sodikart	KPR	5	1:02.210	0.099	0.099	5	85,472
3	240	Gary Donnelly	IRL	Tonykart	Strawberry Racing	5	1:02.229	0.118	0.019	4	85,446
4	230	Alessandro Trombelli	ITA	Tonykart	MKS srl	5	1:02.266	0.155	0.037	5	85,395
5	204	Viktor Oberg	SWE	Gillard	PDB Racing Team	4	1:02.267	0.156	0.001	4	85,394
6	263	Luke Knott	GBR	Alonso	Dan Holland Racing	5	1:02.287	0.176	0.020	5	85,366
7	244	Petr Bezel	CZE	MSKart	Bezel Petr	5	1:02.327	0.216	0.040	4	85,311
8	250	Mick Wishofer	AUT	Ricciardo Kart	Speedworld	5	1:02.348	0.237	0.021	4	85,283
9	222	Sam Smelt	GBR	Kosmic	KR Sport	5	1:02.348	0.237		5	85,283
10	259	Dave Blom	NLD	Intrepid	Intrepid Driver Program	5	1:02.464	0.353	0.116	5	85,124
11	271	Lennert van Bogaert	BEL	CRG	EGP Belgium	5	1:02.478	0.367	0.014	5	85,105
12	272	Antti Johansson	FIN	OTK	TBA	5	1:02.571	0.460	0.093	4	84,979
13	213	Josh White	GBR	BirelART	BirelART/KMS	4	1:02.587	0.476	0.016	4	84,957
14	234	Robert Whiting	ZAF	Alonso	Dan Holland Racing	5	1:02.624	0.513	0.037	5	84,907
15	257	Andrew Williamson	FRA	FA Kart	DSS	5	1:02.647	0.536	0.023	4	84,876
16	258	Jonathan Aberdein	ZAF	Tonykart	KR Sport	5	1:02.649	0.538	0.002	5	84,873
17	241	Oliver Askew	USA	BirelART	BirelART/KMS	4	1:02.656	0.545	0.007	4	84,863
18	229	Jaakkomatti Paulin	FIN	Tonykart	VRT	4	1:02.686	0.575	0.030	4	84,823
19	267	Bryce Choquer	CAN	Gillard	PDB Racing Team	5	1:02.694	0.583	0.008	4	84,812
20	249	Luuk Montfoort	NLD	Kosmic	Montfoort Motorsport	5	1:02.709	0.598	0.015	5	84,792
21	254	Rasmus Fridell	SWE	Kosmic	Paul Carr Racing	4	1:02.738	0.627	0.029	4	84,752
22	217	Christopher Dreyspring	DEU	DR	VPDR/TAD Racing	5	1:02.765	0.654	0.027	4	84,716
23	262	Bas De Laat	NLD	Gillard	PDB Racing Team	5	1:02.796	0.685	0.031	5	84,674
24	247	Kalle Astrand	SWE	Gillard	PDB Racing Team	4	1:02.819	0.708	0.023	4	84,643
25	264	Romain Jaloux	FRA	Tonykart	SG Drivers	5	1:02.966	0.855	0.147	4	84,446
26	242	Tom Croydon	GBR	Tonykart	Coles Racing	5	1:03.194	1.083	0.228	5	84,141
27	268	Sanne van Wagenveld	NLD	FA Kart	Team TKP	5	1:03.243	1.132	0.049	4	84,076
28	251	Maximilian Schmitt	DEU	Praga	M-Tec Praga Racing	4	1:03.394	1.283	0.151	4	83,875
29	255	Michal Stepinski	POL	Kosmic	Uniq Racing	5	1:03.448	1.337	0.054	5	83,804
30	248	Thomas Hodier	FRA	FA Kart	DSS	5	1:03.642	1.531	0.194	5	83,549
31	253	Kezia Santoso	IDN	Gillard	PDB Racing Team	4	1:03.745	1.634	0.103	4	83,414
32	245	Gabriel Delgado Barrios	PER	Gillard	PDB Racing Team	5	1:04.255	2.144	0.510	5	82,752



Rotax Euro Challenge Salbris/France

Rotax Seniors

Salbris 1,477 Km

Warm up qualified 29-62

05.04.2015 09:10

Practice (5:00 Time) started at 9:10:01

Lap	Time of Day	Lap Tm	Diff	S1 Tm	S2 Tm	S3 Tm	Lap	Time of Day	Lap Tm	Diff	S1 Tm	S2 Tm	S3 Tm
(216) Thomas Drouet													
1	9:11:55.847	1:07.529	+5.418	23.866	20.079	23.584	3	9:13:46.109	1:03.014	+0.550	21.757	18.651	22.606
2	9:12:59.392	1:03.545	+1.434	21.798	18.994	22.753	4	9:14:48.769	1:02.660	+0.196	21.718	18.493	22.449
3	9:14:01.895	1:02.503	+0.392	21.323	18.625	22.555	5	9:15:51.233	1:02.464		21.632	18.414	22.418
4	9:15:04.322	1:02.427	+0.316	21.260	18.616	22.551	(271) Lennert van Bogaert						
5	9:16:06.433	1:02.111		21.280	18.503	22.328	1	9:11:46.524	1:08.876	+6.398	25.124	20.065	23.687
(260) Nicolas Picot													
1	9:11:54.487	1:07.315	+5.105	24.114	20.131	23.070	2	9:12:50.682	1:04.158	+1.680	21.893	19.234	23.031
2	9:12:57.698	1:03.211	+1.001	21.735	18.771	22.705	3	9:13:53.711	1:03.029	+0.551	21.511	18.740	22.778
3	9:14:00.485	1:02.787	+0.577	21.560	18.579	22.648	4	9:14:56.885	1:03.174	+0.696	21.495	18.907	22.772
4	9:15:02.845	1:02.360	+0.150	21.314	18.518	22.528	5	9:15:59.363	1:02.478		21.403	18.509	22.566
5	9:16:05.055	1:02.210		21.173	18.442	22.595	(272) Antti Johansson						
(240) Gary Donnelly													
1	9:11:52.634	1:07.637	+5.408	24.089	20.169	23.379	1	9:11:56.045	1:10.240	+7.669	25.254	20.978	24.008
2	9:12:56.096	1:03.462	+1.233	21.878	18.764	22.820	2	9:12:59.953	1:03.908	+1.337	21.910	19.189	22.809
3	9:13:58.645	1:02.549	+0.320	21.354	18.553	22.642	3	9:14:05.424	1:05.471	+2.900	23.610	18.965	22.896
4	9:15:00.874	1:02.229		21.318	18.468	22.443	4	9:15:07.995	1:02.571		21.420	18.609	22.542
5	9:16:03.109	1:02.235	+0.006	21.378	18.416	22.441	5	9:16:11.032	1:03.037	+0.466	21.915	18.603	22.519
(230) Alessandro Trombelli													
1	9:11:59.322	1:09.953	+7.687	25.130	20.680	24.143	(213) Josh White						
2	9:13:03.360	1:04.038	+1.772	22.229	18.967	22.842	1	9:11:43.292	1:07.443	+4.856	23.989	19.884	23.570
3	9:14:06.205	1:02.845	+0.579	21.450	18.744	22.651	2	9:12:47.103	1:03.811	+1.224	21.768	19.135	22.908
4	9:15:09.109	1:02.904	+0.638	21.775	18.585	22.544	3	9:13:50.108	1:03.005	+0.418	21.507	18.731	22.767
5	9:16:11.375	1:02.266		21.359	18.456	22.451	4	9:14:52.695	1:02.587		21.342	18.638	22.607
(204) Viktor Oberg													
1	9:11:49.782	1:07.796	+5.529	23.988	20.018	23.790	(234) Robert Whiting						
2	9:12:52.986	1:03.204	+0.937	21.733	18.759	22.712	1	9:11:57.694	1:10.842	+8.218	25.089	21.410	24.343
3	9:13:55.423	1:02.437	+0.170	21.280	18.705	22.452	2	9:13:01.997	1:04.303	+1.679	21.967	19.269	23.067
4	9:14:57.690	1:02.267		21.366	18.404	22.497	3	9:14:05.619	1:03.622	+0.998	21.620	19.155	22.847
(263) Luke Knott													
1	9:11:45.183	1:07.146	+4.859	24.183	19.639	23.324	4	9:15:09.537	1:03.918	+1.294	22.423	18.881	22.614
2	9:12:49.183	1:04.000	+1.713	22.173	19.058	22.769	5	9:16:12.161	1:02.624		21.348	18.563	22.713
3	9:13:52.104	1:02.921	+0.634	21.588	18.699	22.634	(257) Andrew Williamson						
4	9:14:54.579	1:02.475	+0.188	21.375	18.554	22.546	1	9:11:48.421	1:10.014	+7.367	25.210	20.917	23.887
5	9:15:56.866	1:02.287		21.323	18.473	22.491	2	9:12:52.376	1:03.955	+1.308	22.036	19.124	22.795
(244) Petr Bezel													
1	9:11:42.534	1:07.388	+5.061	23.967	19.803	23.618	3	9:13:56.110	1:03.734	+1.087	21.657	19.355	22.722
2	9:12:51.515	1:08.981	+6.654	22.012	19.750	22.219	4	9:14:58.757	1:02.647		21.462	18.671	22.514
3	9:13:55.274	1:03.759	+1.432	22.334	18.791	22.634	5	9:16:02.268	1:03.511	+0.864	21.318	19.454	22.739
4	9:14:57.601	1:02.327		21.299	18.445	22.583	(258) Jonathan Aberdein						
5	9:16:00.240	1:02.639	+0.312	21.422	18.521	22.696	1	9:11:53.437	1:08.895	+6.246	24.322	20.542	24.031
(250) Mick Wishofer													
1	9:11:58.983	1:08.827	+6.479	24.556	20.226	24.045	2	9:12:58.589	1:05.152	+2.503	23.087	19.143	22.922
2	9:13:02.876	1:03.893	+1.545	22.087	18.938	22.868	3	9:14:02.118	1:03.529	+0.880	21.618	18.574	23.337
3	9:14:05.859	1:02.983	+0.635	21.528	18.706	22.749	4	9:15:05.836	1:03.718	+1.069	21.760	19.201	22.757
4	9:15:08.207	1:02.348		21.277	18.544	22.527	5	9:16:08.485	1:02.649		21.485	18.561	22.603
5	9:16:10.623	1:02.416	+0.068	21.353	18.514	22.549	(241) Oliver Askew						
(222) Sam Smelt													
1	9:11:55.574	1:09.112	+6.764	24.651	20.731	23.730	1	9:12:07.595	1:11.065	+8.409	26.014	20.814	24.237
2	9:12:59.715	1:04.141	+1.793	22.007	19.324	22.810	2	9:13:12.005	1:04.410	+1.754	22.167	19.313	22.930
3	9:14:03.909	1:04.194	+1.846	22.415	19.060	22.719	3	9:14:15.173	1:03.168	+0.512	21.714	18.749	22.705
4	9:15:06.544	1:02.635	+0.287	21.380	18.509	22.746	4	9:15:17.829	1:02.656		21.575	18.522	22.559
5	9:16:08.892	1:02.348		21.432	18.485	22.431	(229) Jaakkomatti Paulin						
(259) Dave Blom													
1	9:11:39.419	1:06.960	+4.496	23.805	19.738	23.417	1	9:11:56.727	1:08.196	+5.510	24.418	20.072	23.706
2	9:12:43.095	1:03.676	+1.212	22.125	18.859	22.692	2	9:13:00.135	1:03.408	+0.722	21.816	18.867	22.725
(267) Bryce Choquer													
1	9:11:50.298	1:07.975	+5.281	23.897	20.508	23.570	3	9:14:02.832	1:02.697	+0.011	21.485	18.644	22.568
2	9:12:54.096	1:03.798	+1.104	22.009	18.926	22.863	4	9:15:05.518	1:02.686		21.370	18.668	22.648
3	9:13:57.114	1:03.018	+0.324	21.535	18.771	22.712	(269) Luuk Montfoort						
4	9:14:59.808	1:02.694		21.452	18.558	22.684	1	9:11:44.889	1:07.317	+4.608	24.063	19.639	23.615
5	9:16:02.638	1:02.830	+0.136	21.498	18.702	22.630							

Timekeeping M. Wagner: Clerk of the course Thomas Lainer:

Steward Horst Seidel: Chief Scrutineer Paul Klaassen:





Rotax Euro Challenge Salbris/France

Rotax Seniors

Salbris 1,477 Km

Warm up qualified 29-62

05.04.2015 09:10

Practice (5:00 Time) started at 9:10:01

Lap	Time of Day	Lap Tm	Diff	S1 Tm	S2 Tm	S3 Tm
2	9:12:49.709	1:04.820	+2.111	22.899	19.040	22.881
3	9:13:53.037	1:03.328	+0.619	21.512	19.002	22.814
4	9:14:56.056	1:03.019	+0.310	21.708	18.656	22.655
5	9:15:58.765	1:02.709		21.504	18.584	22.621

(254) Rasmus Fridell

1	9:12:02.177	1:10.077	+7.339	25.502	20.458	24.117
2	9:13:07.491	1:05.314	+2.576	22.551	19.405	23.358
3	9:14:11.066	1:03.575	+0.837	21.830	18.900	22.845
4	9:15:13.804	1:02.738		21.426	18.619	22.693

(217) Christopher Dreyspring

1	9:11:47.796	1:08.583	+5.818	24.527	20.142	23.914
2	9:12:51.478	1:03.682	+0.917	21.867	18.931	22.884
3	9:13:54.496	1:03.018	+0.253	21.524	18.754	22.740
4	9:14:57.261	1:02.765		21.426	18.529	22.810
5	9:16:00.386	1:03.125	+0.360	21.574	18.886	22.665

(262) Bas De Laet

1	9:11:53.206	1:08.516	+5.720	24.786	20.102	23.628
2	9:12:57.003	1:03.797	+1.001	21.994	18.869	22.934
3	9:14:01.080	1:04.077	+1.281	22.462	18.825	22.790
4	9:15:04.157	1:03.077	+0.281	21.665	18.673	22.739
5	9:16:06.953	1:02.796		21.662	18.545	22.589

(247) Kalle Astrand

1	9:11:53.752	1:08.305	+5.486	24.638	20.047	23.620
2	9:13:13.643	1:19.891	+17.072	22.679	33.808	23.404
3	9:14:17.102	1:03.459	+0.640	21.797	18.858	22.804
4	9:15:19.921	1:02.819		21.513	18.663	22.643

(264) Romain Jaloux

1	9:11:56.628	1:11.079	+8.113	25.799	21.281	23.999
2	9:13:00.783	1:04.155	+1.189	22.176	19.162	22.817
3	9:14:03.771	1:02.988	+0.022	21.420	18.821	22.747
4	9:15:06.737	1:02.966		21.248	18.695	23.023
5	9:16:09.999	1:03.262	+0.296	22.005	18.635	22.622

(242) Tom Croydon

1	9:11:52.547	1:08.789	+5.595	24.166	20.802	23.821
2	9:12:56.883	1:04.336	+1.142	22.390	18.992	22.954
3	9:14:00.336	1:03.453	+0.259	21.784	18.815	22.854
4	9:15:04.835	1:04.499	+1.305	21.750	19.529	23.220
5	9:16:08.029	1:03.194		21.565	18.718	22.911

(268) Sanne van Wagenveld

1	9:11:44.742	1:09.219	+5.976	24.731	20.186	24.302
2	9:12:51.273	1:06.531	+3.288	23.323	19.859	23.349
3	9:13:55.147	1:03.874	+0.631	22.164	18.827	22.883
4	9:14:58.390	1:03.243		21.935	18.605	22.703
5	9:16:02.155	1:03.765	+0.522	21.509	19.403	22.853

(251) Maximilian Schmitt

1	9:12:01.605	1:10.820	+7.426	25.381	20.755	24.684
2	9:13:06.226	1:04.621	+1.227	22.288	19.294	23.039
3	9:14:09.689	1:03.463	+0.069	21.743	18.853	22.867
4	9:15:13.083	1:03.394		21.606	18.931	22.857

(255) Michal Stepinski

1	9:11:50.159	1:09.535	+6.087	24.760	20.474	24.301
2	9:12:54.852	1:04.693	+1.245	22.416	19.106	23.171
3	9:13:58.604	1:03.752	+0.304	21.735	19.079	22.938
4	9:15:02.124	1:03.520	+0.072	22.019	18.770	22.731
5	9:16:05.572	1:03.448		21.765	18.916	22.767

(248) Thomas Hodier

Lap	Time of Day	Lap Tm	Diff	S1 Tm	S2 Tm	S3 Tm
1	9:11:44.795	1:08.665	+5.023	24.541	19.932	24.192
2	9:12:49.085	1:04.290	+0.648	22.029	19.161	23.100
3	9:13:53.483	1:04.398	+0.756	21.978	19.464	22.956
4	9:14:57.133	1:03.650	+0.008	21.501	19.303	22.846
5	9:16:00.775	1:03.642		22.258	18.790	22.594

(253) Kezia Santos

1	9:12:01.552	1:11.553	+7.808	25.910	20.901	24.742
2	9:13:08.135	1:06.583	+2.838	23.049	19.907	23.627
3	9:14:12.683	1:04.548	+0.803	22.235	19.259	23.054
4	9:15:16.428	1:03.745		21.805	19.024	22.916

(245) Gabriel Delgado Barrios

1	9:11:51.202	1:10.268	+6.013	24.562	21.587	24.119
2	9:12:56.619	1:05.417	+1.162	22.391	19.232	23.794
3	9:14:01.912	1:05.293	+1.038	21.957	19.677	23.659
4	9:15:06.302	1:04.390	+0.135	22.526	19.026	22.838
5	9:16:10.557	1:04.255		22.559	18.863	22.833



Rotax Euro Challenge Salbris/France

Rotax Seniors

Salbris 1,477 Km

Warm up qualified 1-28

05.04.2015 09:40

Practice (5:00 Time) started at 9:40:00

Pos	No.	Name	Nat.	Chassis	Race Team	Laps	Best Tm	Diff	Gap	In Lap	km/h
1	207	Brett Ward	GBR	Kosmic	Aim Motorsport	5	1:01.358			4	86,659
2	243	Thomas Preining	AUT	Intrepid	Team TKP	5	1:01.432	0.074	0.074	4	86,554
3	221	Louis-Ferdinand Simmena	FRA	Tonykart	Jana Racing	5	1:01.534	0.176	0.102	4	86,411
4	212	Glenn van Parijs	BEL	Tonykart	Bouvin Power	5	1:01.577	0.219	0.043	5	86,350
5	215	Luke Varley	UAE	Sodikart	Sodikart	5	1:01.582	0.224	0.005	4	86,343
6	218	Leonard Hoogenboom	NLD	Tonykart	Strawberry Racing	5	1:01.614	0.256	0.032	5	86,299
7	203	Edward Brand	GBR	CRG	CRG SPA	5	1:01.621	0.263	0.007	5	86,289
8	209	Tom Grice	GBR	Intrepid	Intrepid Driver Program	5	1:01.646	0.288	0.025	4	86,254
9	236	Denis Mavlanov	RUS	Tonykart	KR Sport	4	1:01.686	0.328	0.040	4	86,198
10	239	Joel Deptuch	FRA	FA Kart	Team Race Evo	5	1:01.695	0.337	0.009	5	86,185
11	235	Michael Cool	BEL	Tonykart	Bouvin Power	4	1:01.719	0.361	0.024	3	86,152
12	270	Jai Nijjar	GBR	Tonykart	Strawberry Racing	5	1:01.724	0.366	0.005	5	86,145
13	233	Berkay Besler	TUR	Intrepid	Bouvin Power	5	1:01.786	0.428	0.062	5	86,058
14	223	Max Timmermans	BEL	Tonykart	DAEMS Racing	4	1:01.809	0.451	0.023	3	86,026
15	219	Rinus van Kalmthout	NLD	FA Kart	Team TKP	5	1:01.862	0.504	0.053	5	85,953
16	256	Adrien Renaudin	FRA	Sodi	Kart Pro Racing	5	1:01.916	0.558	0.054	4	85,878
17	225	Mauricio van der Laan	ESP	CRG	CRG SPA	5	1:01.998	0.640	0.082	5	85,764
18	261	Carlos Gil	ESP	Sodikart	Sodikart	5	1:02.013	0.655	0.015	5	85,743
19	228	Luc Willemse	NLD	FA Kart	Team TKP	5	1:02.035	0.677	0.022	5	85,713
20	201	Harry Webb	GBR	CRG	CRG SPA	4	1:02.110	0.752	0.075	4	85,609
21	266	Sam Marsh	GBR	Alonso	Dan Holland Racing	4	1:02.114	0.756	0.004	3	85,604
22	231	Shane Daly	IRL	FA Kart	Dan Holland Racing	5	1:02.125	0.767	0.011	3	85,589
23	210	Martin Mortensen	DEU	Formula K	Formula K Kartschmie.de	4	1:02.261	0.903	0.136	3	85,402
24	238	Manuel Maldonado	GBR	Tonykart	MBR Racing	5	1:02.287	0.929	0.026	4	85,366
25	206	Pierce Lehane	AUS	Tonykart	Strawberry Racing	4	1:02.347	0.989	0.060	4	85,284
26	246	Mike Bartels	NLD	Gillard	PDB Racing Team	5	1:02.591	1.233	0.244	5	84,952
27	232	Jake Craig	USA	Formula K	Formula K Kartschmie.de	4	1:02.750	1.392	0.159	4	84,736
28	265	John Stewart	GBR	Tonykart	Strawberry Racing	4	1:02.829	1.471	0.079	4	84,630



Rotax Euro Challenge Salbris/France

Rotax Seniors

Salbris 1,477 Km

Warm up qualified 1-28

05.04.2015 09:40

Practice (5:00 Time) started at 9:40:00

Lap	Time of Day	Lap Tm	Diff	S1 Tm	S2 Tm	S3 Tm	Lap	Time of Day	Lap Tm	Diff	S1 Tm	S2 Tm	S3 Tm
(207) Brett Ward							3	9:43:50.335	1:02.430	+0.735	21.617	18.559	22.254
1	9:41:55.948	1:04.549	+3.191	22.521	19.110	22.918	4	9:44:52.079	1:01.744	+0.049	21.141	18.362	22.241
2	9:42:58.109	1:02.161	+0.803	21.379	18.348	22.434	5	9:45:53.774	1:01.695		21.053	18.331	22.311
3	9:43:59.696	1:01.587	+0.229	21.077	18.283	22.227	(235) Michael Cool						
4	9:45:01.054	1:01.358		20.914	18.183	22.261	1	9:41:37.599	1:05.808	+4.089	23.386	19.371	23.051
5	9:46:02.545	1:01.491	+0.133	20.969	18.203	22.319	2	9:42:39.960	1:02.361	+0.642	21.403	18.528	22.430
(243) Thomas Preining							3	9:43:41.679	1:01.719		21.180	18.312	22.227
1	9:41:44.498	1:07.404	+5.972	24.185	19.864	23.355	4	9:44:43.607	1:01.928	+0.209	21.214	18.317	22.397
2	9:42:47.672	1:03.174	+1.742	21.472	19.109	22.593	(270) Jai Nijjar						
3	9:43:49.700	1:02.028	+0.596	21.178	18.447	22.403	1	9:41:48.085	1:05.161	+3.437	23.060	19.206	22.895
4	9:44:51.132	1:01.432		20.967	18.241	22.224	2	9:42:50.641	1:02.556	+0.832	21.467	18.654	22.435
5	9:45:52.694	1:01.562	+0.130	21.213	18.183	22.166	3	9:43:52.445	1:01.804	+0.080	21.074	18.412	22.318
(221) Louis-Ferdinand Simmenauer							4	9:44:54.341	1:01.896	+0.172	21.127	18.369	22.400
1	9:41:54.534	1:05.977	+4.443	23.491	19.336	23.150	5	9:45:56.065	1:01.724		21.142	18.342	22.240
2	9:42:57.513	1:02.979	+1.445	21.955	18.526	22.498	(233) Berkay Besler						
3	9:43:59.162	1:01.649	+0.115	20.963	18.278	22.408	1	9:41:46.873	1:10.047	+8.261	26.216	20.339	23.492
4	9:45:00.696	1:01.534		20.930	18.251	22.353	2	9:42:49.622	1:02.749	+0.963	21.519	18.663	22.567
5	9:46:02.378	1:01.682	+0.148	21.103	18.227	22.352	3	9:43:51.579	1:01.957	+0.171	21.257	18.408	22.292
(212) Glenn van Parijs							4	9:44:53.533	1:01.954	+0.168	21.371	18.293	22.290
1	9:41:48.992	1:06.874	+5.297	24.099	19.460	23.315	5	9:45:55.319	1:01.786		21.217	18.330	22.239
2	9:42:51.774	1:02.782	+1.205	21.463	18.718	22.601	(223) Max Timmermans						
3	9:43:54.115	1:02.341	+0.764	21.444	18.471	22.426	1	9:41:54.619	1:05.372	+3.563	23.149	19.168	23.055
4	9:44:55.974	1:01.859	+0.282	21.194	18.364	22.301	2	9:42:57.100	1:02.481	+0.672	21.484	18.509	22.488
5	9:45:57.551	1:01.577		20.994	18.295	22.288	3	9:43:58.909	1:01.809		21.089	18.387	22.333
(215) Luke Varley							4	9:45:04.702	1:05.793	+3.984	24.511	18.702	22.580
1	9:41:42.441	1:06.093	+4.511	23.850	19.414	22.829	(219) Rinus van Kalmthout						
2	9:42:45.758	1:03.317	+1.735	21.720	19.069	22.528	1	9:41:35.919	1:06.191	+4.329	23.236	19.640	23.315
3	9:43:47.762	1:02.004	+0.422	21.274	18.425	22.305	2	9:42:39.304	1:03.385	+1.523	21.988	18.660	22.737
4	9:44:49.344	1:01.582		21.164	18.279	22.139	3	9:43:41.627	1:02.323	+0.461	21.464	18.413	22.446
5	9:45:50.977	1:01.633	+0.051	21.166	18.316	22.151	4	9:44:43.765	1:02.138	+0.276	21.477	18.314	22.347
(218) Leonard Hoogenboom							5	9:45:45.627	1:01.862		21.082	18.402	22.378
1	9:41:49.807	1:05.260	+3.646	23.045	19.262	22.953	(256) Adrien Renaudin						
2	9:42:51.966	1:02.159	+0.545	21.245	18.534	22.380	1	9:41:36.079	1:05.292	+3.376	23.174	19.238	22.880
3	9:43:53.696	1:01.730	+0.116	20.982	18.399	22.349	2	9:42:38.392	1:02.313	+0.397	21.332	18.518	22.463
4	9:44:55.504	1:01.808	+0.194	21.146	18.346	22.316	3	9:43:40.364	1:01.972	+0.056	21.188	18.393	22.391
5	9:45:57.118	1:01.614		21.055	18.214	22.345	4	9:44:42.280	1:01.916		21.349	18.300	22.267
(203) Edward Brand							5	9:45:44.388	1:02.108	+0.192	21.303	18.433	22.372
1	9:41:40.391	1:06.315	+4.694	23.650	19.456	23.209	(225) Mauricio van der Laan						
2	9:42:42.883	1:02.492	+0.871	21.534	18.531	22.427	1	9:41:51.356	1:06.665	+4.667	23.829	19.615	23.221
3	9:43:44.735	1:01.852	+0.231	21.296	18.329	22.227	2	9:42:54.239	1:02.883	+0.885	21.465	18.688	22.730
4	9:44:46.513	1:01.778	+0.157	21.250	18.256	22.272	3	9:43:56.660	1:02.421	+0.423	21.341	18.453	22.627
5	9:45:48.134	1:01.621		21.137	18.258	22.226	4	9:44:58.718	1:02.058	+0.060	21.269	18.323	22.466
(209) Tom Grice							5	9:46:00.716	1:01.998		21.285	18.300	22.413
1	9:41:50.727	1:06.414	+4.768	23.815	19.520	23.079	(261) Carlos Gil						
2	9:42:53.659	1:02.932	+1.286	21.749	18.744	22.439	1	9:41:41.676	1:06.914	+4.901	24.161	19.580	23.173
3	9:43:55.667	1:02.008	+0.362	21.252	18.414	22.342	2	9:42:45.407	1:03.731	+1.718	22.298	18.850	22.583
4	9:44:57.313	1:01.646		21.131	18.263	22.252	3	9:43:47.702	1:02.295	+0.282	21.415	18.503	22.377
5	9:45:59.191	1:01.878	+0.232	21.264	18.321	22.293	4	9:44:49.913	1:02.211	+0.198	21.434	18.365	22.412
(236) Denis Mavlanov							5	9:45:51.926	1:02.013		21.327	18.420	22.266
1	9:42:48.028	1:02.839	+1.153	21.550	18.761	22.528	(228) Luc Willemsse						
2	9:43:50.198	1:02.170	+0.484	21.380	18.417	22.373	1	9:41:41.413	1:07.171	+5.136	23.875	19.784	23.512
3	9:44:51.956	1:01.758	+0.072	20.997	18.298	22.463	2	9:42:56.103	1:14.690	+12.655	22.484	29.107	23.099
4	9:45:53.642	1:01.686		21.002	18.270	22.414	3	9:43:58.795	1:02.692	+0.657	21.596	18.680	22.416
(239) Joel Deptuch							4	9:45:00.918	1:02.123	+0.088	21.235	18.519	22.369
1	9:41:44.612	1:07.308	+5.613	24.123	20.073	23.112	5	9:46:02.953	1:02.035		21.342	18.408	22.285
2	9:42:47.905	1:03.293	+1.598	21.529	19.150	22.614	(201) Harry Webb						

Timekeeping M. Wagner: Clerk of the course Thomas Lainer:

Steward Horst Seidel: Chief Scrutineer Paul Klaassen:





Rotax Euro Challenge Salbris/France

Rotax Seniors

Salbris 1,477 Km

Warm up qualified 1-28

05.04.2015 09:40

Practice (5:00 Time) started at 9:40:00

Lap	Time of Day	Lap Tm	Diff	S1 Tm	S2 Tm	S3 Tm	Lap	Time of Day	Lap Tm	Diff	S1 Tm	S2 Tm	S3 Tm
1	9:42:13.949	1:07.378	+5.268	24.036	19.904	23.438							
2	9:43:17.455	1:03.506	+1.396	21.784	18.688	23.034							
3	9:44:19.818	1:02.363	+0.253	21.535	18.421	22.407							
4	9:45:21.928	1:02.110		21.324	18.405	22.381							

(266) Sam Marsh

1	9:42:01.418	1:06.851	+4.737	22.996	19.216	24.639
2	9:43:11.153	1:09.735	+7.621	25.051	21.799	22.885
3	9:44:13.267	1:02.114		21.289	18.458	22.367
4	9:45:16.511	1:03.244	+1.130	22.116	18.612	22.516

(231) Shane Daly

1	9:41:43.191	1:06.649	+4.524	23.840	19.762	23.047
2	9:42:46.418	1:03.227	+1.102	21.489	18.799	22.939
3	9:43:48.543	1:02.125		21.296	18.410	22.419
4	9:44:50.805	1:02.262	+0.137	21.521	18.410	22.331
5	9:45:53.023	1:02.218	+0.093	21.661	18.294	22.263

(210) Martin Mortensen

1	9:42:07.251	1:05.427	+3.166	23.325	19.095	23.007
2	9:43:10.439	1:03.188	+0.927	21.618	18.928	22.642
3	9:44:12.700	1:02.261		21.300	18.537	22.424
4	9:45:16.658	1:03.958	+1.697	23.093	18.492	22.373

(238) Manuel Maldonado

1	9:41:41.927	1:06.195	+3.908	23.592	19.454	23.149
2	9:42:46.230	1:04.303	+2.016	22.132	19.340	22.831
3	9:43:48.779	1:02.549	+0.262	21.644	18.472	22.433
4	9:44:51.066	1:02.287		21.206	18.635	22.446
5	9:45:53.537	1:02.471	+0.184	21.611	18.398	22.462

(206) Pierce Lehane

1	9:42:03.304	1:05.434	+3.087	22.736	19.178	23.520
2	9:43:20.098	1:16.794	+14.447	25.013	23.238	28.543
3	9:44:22.772	1:02.674	+0.327	21.609	18.596	22.469
4	9:45:25.119	1:02.347		21.442	18.432	22.473

(246) Mike Bartels

1	9:41:44.060	1:07.984	+5.393	24.780	19.657	23.547
2	9:42:48.651	1:04.591	+2.000	21.637	19.987	22.967
3	9:43:51.339	1:02.688	+0.097	21.250	18.868	22.570
4	9:44:54.601	1:03.262	+0.671	21.718	18.510	23.034
5	9:45:57.192	1:02.591		21.226	18.642	22.723

(232) Jake Craig

1	9:42:08.632	1:06.378	+3.628	23.566	19.531	23.281
2	9:43:12.225	1:03.593	+0.843	21.940	18.849	22.804
3	9:44:15.223	1:02.998	+0.248	21.612	18.621	22.765
4	9:45:17.973	1:02.750		21.627	18.605	22.518

(265) John Stewart

1	9:42:00.412	1:05.467	+2.638	22.994	19.363	23.110
2	9:43:08.350	1:07.938	+5.109	25.409	19.468	23.061
3	9:44:11.516	1:03.166	+0.337	21.796	18.721	22.649
4	9:45:14.345	1:02.829		21.532	18.628	22.669

Timekeeping M. Wagner: Clerk of the course Thomas Lainer:

Steward Horst Seidel: Chief Scrutineer Paul Klaassen:

Printed: 05.04.2015 09:48:09 posted at: h





Rotax Euro Challenge Salbris/France

Rotax Seniors

Salbris 1,477 Km

Second Chance Heat

-NEW-

05.04.2015 10:40

Race (9 Laps) started at 10:45:07

Pos	No.	Name	Nat.	Chassis	Race Team	Laps	Total Tm	Diff	Best Tm	In Lap	km/h	Points
1	241	Oliver Askew	USA	BirelART	BirelART/KMS	9	9:18.830		1:01.353	7	86,666	0
2	260	Nicolas Picot	FRA	Sodikart	KPR	9	9:19.045	0.215	1:01.604	4	86,313	0
3	272	Antti Johansson	FIN	OTK	TBA	9	9:19.496	0.666	1:01.388	7	86,616	0
4	204	Viktor Oberg	SWE	Gillard	PDB Racing Team	9	9:19.877	1.047	1:01.595	6	86,325	0
5	259	Dave Blom	NLD	Intrepid	Intrepid Driver Program	9	9:26.191	7.361	1:01.028	4	87,127	0
6	244	Petr Bezel	CZE	MSKart	Bezel Petr	9	9:27.813	8.983	1:01.866	4	85,947	0
7	222	Sam Smelt	GBR	Kosmic	KR Sport	9	9:28.163	9.333	1:01.945	8	85,837	0
8	271	Lennert van Bogaert	BEL	CRG	EGP Belgium	9	9:29.021	10.191	1:01.836	4	85,989	0
9	264	Romain Jaloux	FRA	Tonykart	SG Drivers	9	9:29.095	10.265	1:01.644	4	86,257	0
10	247	Kalle Astrand	SWE	Gillard	PDB Racing Team	9	9:29.387	10.557	1:01.631	7	86,275	0
11	262	Bas De Laat	NLD	Gillard	PDB Racing Team	9	9:29.746	10.916	1:01.829	3	85,998	0
12	257	Andrew Williamson	FRA	FA Kart	DSS	9	9:29.956	11.126	1:01.510	5	86,444	0
13	249	Luuk Montfoort	NLD	Kosmic	Montfoort Motorsport	9	9:31.953	13.123	1:02.083	3	85,647	0
14	268	Sanne van Wagenveld	NLD	FA Kart	Team TKP	9	9:32.251	13.421	1:01.974	5	85,797	0
15	248	Thomas Hodier	FRA	FA Kart	DSS	9	9:32.641	13.811	1:01.926	4	85,864	0
16	245	Gabriel Delgado Barrios	PER	Gillard	PDB Racing Team	9	9:33.500	14.670	1:02.325	7	85,314	0
17	251	Maximilian Schmitt	DEU	Praga	M-Tec Praga Racing	9	9:33.964	15.134	1:02.040	7	85,706	0
18	255	Michal Stepinski	POL	Kosmic	Uniq Racing	9	9:34.532	15.702	1:02.137	7	85,572	0
19	213	Josh White	GBR	BirelART	BirelART/KMS	9	9:37.117	18.287	1:01.649	3	86,250	0
20	240	Gary Donnelly	IRL	Tonykart	Strawberry Racing	9	9:37.944	19.114	1:01.677	3	86,210	0
21	253	Kezia Santoso	IDN	Gillard	PDB Racing Team	9	9:38.416	19.586	1:02.466	9	85,122	0
22	234	Robert Whiting	ZAF	Alonso	Dan Holland Racing	9	9:39.250	20.420	1:02.099	7	85,625	0
23	267	Bryce Choquer	CAN	Gillard	PDB Racing Team	9	9:40.997	22.167	1:02.187	7	85,503	0
24	216	Thomas Drouet	FRA	FA Kart	RM Concept	9	9:41.900	23.070	1:01.566	3	86,366	0
25	263	Luke Knott	GBR	Alonso	Dan Holland Racing	9	9:47.084	28.254	1:01.309	5	86,728	0
26	242	Tom Croydon	GBR	Tonykart	Coles Racing	9	9:49.447	30.617	1:02.576	5	84,972	0
27	217	Christopher Dreyspring	DEU	DR	VPDR/TAD Racing	2	2:07.371	7 Laps	1:02.192	2	85,497	0
28	254	Rasmus Fridell	SWE	Kosmic	Paul Carr Racing		0.740	9 Laps		0	-	0
29	258	Jonathan Aberdein	ZAF	Tonykart	KR Sport		1.031	9 Laps		0	-	0
30	230	Alessandro Trombelli	ITA	Tonykart	MKS srl		1.337	9 Laps		0	-	0
31	250	Mick Wishofer	AUT	Ricciardo Kart	Speedworld					0	-	0

Not classified

EXC	229	Jaakkomatti Paulin	FIN	Tonykart	VRT	9	9:31.180	EXC	1:01.674	3	86,215	0
-----	-----	--------------------	-----	----------	-----	---	----------	-----	----------	---	--------	---

Announcements

These results are provisional until the conclusion of any judicial and technical matters!
 No. 229 exclusion from second chance heat / technical non conformity
 No. 234 + 240 time penalty 10 sec. / unfair driving

Margin of Victory	Ø km/h	Best Lap Tm	km/h	Best Lap by
0.215	85,634	1:01.028	87,127	259 - Dave Blom

Official Timing www.rgmmc.com Orbits

Timekeeping M. Wagner:

Clerk of the course Thomas Lainer:

www.mylaps.com

Steward Horst Seidel:

Chief Scrutineer Paul Klaassen:

Licensed to: Motorsport Events

Printed: 05.04.2015 11:33:30

posted at:

h



Rotax Euro Challenge Salbris/France

Rotax Seniors

Salbris 1,477 Km

Second Chance Heat

05.04.2015 10:40

Race (9 Laps) started at 10:45:07

Lap	Time of Day	Lap Tm	Diff	S1 Tm	S2 Tm	S3 Tm	Lap	Time of Day	Lap Tm	Diff	S1 Tm	S2 Tm	S3 Tm
(241) Oliver Askew													
1	10:46:12.811	1:05.348	+3.995	23.808	18.980	22.560	1	10:46:15.169	1:06.874	+5.197	25.271	19.000	22.603
2	10:47:15.063	1:02.252	+0.899	21.435			2	10:47:17.455	1:02.286	+0.609	21.366		
3	10:48:16.509	1:01.446	+0.093	21.028	18.223	22.195	3	10:48:19.132	1:01.677		21.052	18.406	22.219
4	10:49:17.924	1:01.415	+0.062	20.914	18.244	22.257	4	10:49:20.997	1:01.865	+0.188	21.288	18.351	22.226
5	10:50:19.500	1:01.576	+0.223	21.057	18.295	22.224	5	10:50:23.274	1:02.277	+0.600	21.284	18.450	22.543
6	10:51:21.011	1:01.511	+0.158	21.082	18.218	22.211	6	10:51:25.959	1:02.685	+1.008	22.020	18.386	22.279
7	10:52:22.364	1:01.353		21.013	18.219	22.121	7	10:52:28.270	1:02.311	+0.634	21.203	18.390	22.718
8	10:53:24.334	1:01.970	+0.617	21.344	18.282	22.344	8	10:53:31.754	1:03.484	+1.807	22.365	18.782	22.337
9	10:54:26.029	1:01.695	+0.342	21.078	18.264	22.353	9	10:54:35.143	1:03.389	+1.712	21.098	19.978	22.313
(240) Gary Donnelly													
1	10:46:12.811	1:05.348	+3.995	23.808	18.980	22.560	1	10:46:15.169	1:06.874	+5.197	25.271	19.000	22.603
2	10:47:15.063	1:02.252	+0.899	21.435			2	10:47:17.455	1:02.286	+0.609	21.366		
3	10:48:16.509	1:01.446	+0.093	21.028	18.223	22.195	3	10:48:19.132	1:01.677		21.052	18.406	22.219
4	10:49:17.924	1:01.415	+0.062	20.914	18.244	22.257	4	10:49:20.997	1:01.865	+0.188	21.288	18.351	22.226
5	10:50:19.500	1:01.576	+0.223	21.057	18.295	22.224	5	10:50:23.274	1:02.277	+0.600	21.284	18.450	22.543
6	10:51:21.011	1:01.511	+0.158	21.082	18.218	22.211	6	10:51:25.959	1:02.685	+1.008	22.020	18.386	22.279
7	10:52:22.364	1:01.353		21.013	18.219	22.121	7	10:52:28.270	1:02.311	+0.634	21.203	18.390	22.718
8	10:53:24.334	1:01.970	+0.617	21.344	18.282	22.344	8	10:53:31.754	1:03.484	+1.807	22.365	18.782	22.337
9	10:54:26.029	1:01.695	+0.342	21.078	18.264	22.353	9	10:54:35.143	1:03.389	+1.712	21.098	19.978	22.313
(260) Nicolas Picot													
1	10:46:11.787	1:04.588	+2.984	23.296	18.731	22.561	1	10:46:12.695	1:05.260	+3.315	23.593	18.888	22.779
2	10:47:13.944	1:02.157	+0.553	21.351			2	10:47:15.669	1:02.974	+1.029	21.846		
3	10:48:15.589	1:01.645	+0.041	21.187	18.251	22.207	3	10:48:18.699	1:03.030	+1.085	21.108	18.239	23.683
4	10:49:17.193	1:01.604		21.157	18.201	22.246	4	10:49:22.718	1:04.019	+2.074	22.295	18.919	22.805
5	10:50:18.813	1:01.620	+0.016	21.149	18.282	22.189	5	10:50:25.492	1:02.774	+0.829	21.306	18.770	22.698
6	10:51:20.578	1:01.765	+0.161	21.246	18.298	22.221	6	10:51:28.080	1:02.588	+0.643	21.783	18.366	22.439
7	10:52:22.258	1:01.680	+0.076	21.212	18.194	22.274	7	10:52:30.587	1:02.507	+0.562	21.714	18.480	22.313
8	10:53:24.497	1:02.239	+0.635	21.516	18.494	22.229	8	10:53:32.532	1:01.945		21.275	18.317	22.353
9	10:54:26.244	1:01.747	+0.143	21.189	18.312	22.246	9	10:54:35.362	1:02.830	+0.885	21.381	19.130	22.319
(272) Antti Johansson													
1	10:46:13.306	1:05.789	+4.401	24.136	18.997	22.656	1	10:46:14.841	1:07.029	+5.193	24.906	19.282	22.841
2	10:47:15.417	1:02.111	+0.723	21.246			2	10:47:18.474	1:03.633	+1.797	21.576		
3	10:48:16.837	1:01.420	+0.032	20.902	18.235	22.283	3	10:48:21.219	1:02.745	+0.909	21.796	18.509	22.440
4	10:49:18.226	1:01.389	+0.001	20.920	18.214	22.255	4	10:49:23.055	1:01.836		21.232	18.339	22.265
5	10:50:19.894	1:01.668	+0.280	21.206	18.226	22.236	5	10:50:25.377	1:02.322	+0.486	21.141	18.743	22.438
6	10:51:21.485	1:01.591	+0.203	21.004	18.240	22.347	6	10:51:29.186	1:03.809	+1.973	22.218	19.093	22.498
7	10:52:22.873	1:01.388		20.909	18.247	22.232	7	10:52:31.209	1:02.023	+0.187	21.322	18.408	22.293
8	10:53:24.890	1:02.017	+0.629	21.042	18.642	22.333	8	10:53:33.584	1:02.375	+0.539	21.565	18.402	22.408
9	10:54:26.695	1:01.805	+0.417	20.981	18.383	22.441	9	10:54:36.220	1:02.636	+0.800	21.228	18.647	22.761
(271) Lennert van Bogaert													
1	10:46:13.306	1:05.789	+4.401	24.136	18.997	22.656	1	10:46:14.841	1:07.029	+5.193	24.906	19.282	22.841
2	10:47:15.417	1:02.111	+0.723	21.246			2	10:47:18.474	1:03.633	+1.797	21.576		
3	10:48:16.837	1:01.420	+0.032	20.902	18.235	22.283	3	10:48:21.219	1:02.745	+0.909	21.796	18.509	22.440
4	10:49:18.226	1:01.389	+0.001	20.920	18.214	22.255	4	10:49:23.055	1:01.836		21.232	18.339	22.265
5	10:50:19.894	1:01.668	+0.280	21.206	18.226	22.236	5	10:50:25.377	1:02.322	+0.486	21.141	18.743	22.438
6	10:51:21.485	1:01.591	+0.203	21.004	18.240	22.347	6	10:51:29.186	1:03.809	+1.973	22.218	19.093	22.498
7	10:52:22.873	1:01.388		20.909	18.247	22.232	7	10:52:31.209	1:02.023	+0.187	21.322	18.408	22.293
8	10:53:24.890	1:02.017	+0.629	21.042	18.642	22.333	8	10:53:33.584	1:02.375	+0.539	21.565	18.402	22.408
9	10:54:26.695	1:01.805	+0.417	20.981	18.383	22.441	9	10:54:36.220	1:02.636	+0.800	21.228	18.647	22.761
(204) Viktor Oberg													
1	10:46:11.722	1:04.447	+2.852	22.931	18.778	22.738	1	10:46:18.279	1:10.913	+9.269	28.751	19.262	22.900
2	10:47:14.224	1:02.502	+0.907	21.386			2	10:47:21.161	1:02.882	+1.238	21.774	18.609	22.499
3	10:48:16.062	1:01.838	+0.243	21.118	18.319	22.401	3	10:48:22.947	1:01.786	+0.142	21.163	18.324	22.299
4	10:49:17.787	1:01.725	+0.130	21.149	18.258	22.318	4	10:49:24.591	1:01.644		21.094	18.334	22.216
5	10:50:20.324	1:02.537	+0.942	21.913	18.338	22.286	5	10:50:26.397	1:01.806	+0.162	21.192	18.372	22.242
6	10:51:21.919	1:01.595		21.016	18.244	22.335	6	10:51:28.202	1:01.805	+0.161	21.296	18.373	22.136
7	10:52:23.574	1:01.655	+0.060	21.034	18.305	22.316	7	10:52:30.385	1:02.183	+0.539	21.510	18.445	22.228
8	10:53:25.394	1:01.820	+0.225	21.186	18.305	22.329	8	10:53:32.288	1:01.903	+0.259	21.218	18.393	22.292
9	10:54:27.076	1:01.682	+0.087	21.039	18.281	22.362	9	10:54:36.294	1:04.006	+2.362	22.293	19.024	22.689
(259) Dave Blom													
1	10:46:18.612	1:10.314	+9.286	28.553	19.061	22.700	1	10:46:13.700	1:06.155	+4.056	24.409	19.065	22.681
2	10:47:20.980	1:02.368	+1.340	21.769	18.438	22.161	2	10:47:15.945	1:02.245	+0.146	21.350		
3	10:48:22.315	1:01.335	+0.307	21.051	18.143	22.141	3	10:48:18.058	1:02.113	+0.014	20.993	18.262	22.858
4	10:49:23.343	1:01.028		20.971	18.043	22.014	4	10:49:20.324	1:02.266	+0.167	21.521	18.387	22.358
5	10:50:24.664	1:01.321	+0.293	20.977	18.233	22.111	5	10:50:23.085	1:02.761	+0.662	21.438	18.876	22.447
6	10:51:26.932	1:02.268	+1.240	21.764	18.322	22.182	6	10:51:26.606	1:03.521	+1.422	22.876	18.363	22.282
7	10:52:28.525	1:01.593	+0.565	21.063	18.302	22.228	7	10:52:28.705	1:02.099		21.082	18.746	22.271
8	10:53:31.461	1:02.936	+1.908	21.863	18.847	22.226	8	10:53:32.356	1:03.651	+1.552	22.162	18.903	22.586
9	10:54:33.390	1:01.929	+0.901	21.174	18.342	22.413	9	10:54:36.449	1:04.093	+1.994	21.416	19.554	23.123
(244) Petr Bezel													
1	10:46:14.408	1:07.010	+5.144	25.236	19.036	22.738	1	10:46:19.699	1:11.946	+10.315	28.963	19.774	23.209
2	10:47:16.647	1:02.239	+0.373	21.379			2	10:47:22.457	1:02.758	+1.127	21.536	18.695	22.527
3	10:48:18.625	1:01.978	+0.112	21.166	18.263	22.549	3	10:48:24.436	1:01.979	+0.348	21.169	18.275	22.535
4	10:49:20.491	1:01.866		21.151	18.356	22.359	4	10:49:26.556	1:02.120	+0.489	21.178	18.284	22.658
5	10:50:22.966	1:02.475	+0.609	21.426	18.507	22.542	5	10:50:28.467	1:01.911	+0.280	21.279	18.273	22.359
6	10:51:25.467												



Rotax Euro Challenge Salbris/France

Rotax Seniors

Salbris 1,477 Km

Second Chance Heat

05.04.2015 10:40

Race (9 Laps) started at 10:45:07

Lap	Time of Day	Lap Tm	Diff	S1 Tm	S2 Tm	S3 Tm	Lap	Time of Day	Lap Tm	Diff	S1 Tm	S2 Tm	S3 Tm
(262) Bas De Laet													
1	10:46:14.210	1:06.986	+5.157	25.026	19.091	22.869	1	10:46:19.032	1:10.814	+8.489	27.346	19.680	23.788
2	10:47:16.956	1:02.746	+0.917	21.795			2	10:47:22.378	1:03.346	+1.021	22.097	18.664	22.585
3	10:48:18.785	1:01.829		21.198	18.305	22.326	3	10:48:25.098	1:02.720	+0.395	21.611	18.627	22.482
4	10:49:20.687	1:01.902	+0.073	21.322	18.245	22.335	4	10:49:27.662	1:02.564	+0.239	21.400	18.556	22.608
5	10:50:23.414	1:02.727	+0.898	21.836	18.321	22.570	5	10:50:30.373	1:02.711	+0.386	21.601	18.605	22.505
6	10:51:29.694	1:06.280	+4.451	24.763	18.823	22.694	6	10:51:32.890	1:02.517	+0.192	21.409	18.518	22.590
7	10:52:31.632	1:01.938	+0.109	21.260	18.408	22.270	7	10:52:35.215	1:02.325		21.360	18.545	22.420
8	10:53:34.620	1:02.988	+1.159	21.927	18.485	22.576	8	10:53:38.060	1:02.845	+0.520	21.524	18.502	22.819
9	10:54:36.945	1:02.325	+0.496	21.368	18.460	22.497	9	10:54:40.699	1:02.639	+0.314	21.335	18.796	22.508
(245) Gabriel Delgado Barrios													
1	10:46:15.602	1:07.688	+6.178	25.023	19.414	23.251	1	10:46:21.759	1:13.611	+11.571	30.151	20.206	23.254
2	10:47:18.662	1:03.060	+1.550	21.750			2	10:47:24.745	1:02.986	+0.946	21.700	18.656	22.630
3	10:48:20.634	1:01.972	+0.462	21.307	18.407	22.258	3	10:48:28.142	1:03.397	+1.357	22.017	18.888	22.492
4	10:49:22.512	1:01.878	+0.368	21.021	18.404	22.453	4	10:49:30.330	1:02.188	+0.148	21.367	18.436	22.385
5	10:50:24.022	1:01.510		21.035	18.337	22.138	5	10:50:32.466	1:02.136	+0.096	21.341	18.440	22.355
6	10:51:29.515	1:05.493	+3.983	24.664	18.467	22.362	6	10:51:34.591	1:02.125	+0.085	21.199	18.474	22.452
7	10:52:31.365	1:01.850	+0.340	21.227	18.413	22.210	7	10:52:36.631	1:02.040		21.191	18.417	22.432
8	10:53:35.108	1:03.743	+2.233	22.707	18.725	22.311	8	10:53:38.927	1:02.296	+0.256	21.268	18.474	22.554
9	10:54:37.155	1:02.047	+0.537	21.134	18.486	22.427	9	10:54:41.163	1:02.236	+0.196	21.272	18.531	22.433
(257) Andrew Williamson													
1	10:46:15.739	1:07.127	+5.453	25.174	19.239	22.714	1	10:46:21.440	1:13.796	+11.659	30.626	19.914	23.256
2	10:47:18.029	1:02.290	+0.616	21.281			2	10:47:24.636	1:03.196	+1.059	21.734	18.633	22.829
3	10:48:19.703	1:01.674		21.020	18.321	22.333	3	10:48:28.475	1:03.839	+1.702	22.637	18.606	22.596
4	10:49:21.611	1:01.908	+0.234	21.329	18.346	22.233	4	10:49:30.704	1:02.229	+0.092	21.423	18.371	22.435
5	10:50:23.572	1:01.961	+0.287	21.061	18.337	22.563	5	10:50:32.893	1:02.189	+0.052	21.336	18.476	22.377
6	10:51:26.243	1:02.671	+0.997	22.031	18.348	22.292	6	10:51:35.163	1:02.270	+0.133	21.318	18.536	22.416
7	10:52:28.333	1:02.090	+0.416	21.061	18.420	22.609	7	10:52:37.300	1:02.137		21.315	18.338	22.484
8	10:53:32.116	1:03.783	+2.109	21.784	19.552	22.447	8	10:53:39.574	1:02.274	+0.137	21.377	18.441	22.456
9	10:54:38.379	1:06.263	+4.589	25.059	18.644	22.560	9	10:54:41.731	1:02.157	+0.020	21.398	18.393	22.366
(229) Jaakkomatti Paulin													
1	10:46:19.064	1:10.542	+8.459	28.396	19.321	22.825	1	10:46:29.988	1:22.345	+20.696	40.342	19.265	22.738
2	10:47:21.844	1:02.780	+0.697	21.764	18.685	22.331	2	10:47:32.232	1:02.244	+0.595	21.350	18.459	22.435
3	10:48:23.927	1:02.083		21.341	18.310	22.432	3	10:48:33.881	1:01.649		21.144	18.246	22.259
4	10:49:26.374	1:02.447	+0.364	21.150	18.475	22.822	4	10:49:35.557	1:01.676	+0.027	20.991	18.325	22.360
5	10:50:28.574	1:02.200	+0.117	21.323	18.304	22.573	5	10:50:37.339	1:01.782	+0.133	21.174	18.334	22.274
6	10:51:31.776	1:03.202	+1.119	21.407	19.240	22.555	6	10:51:39.052	1:01.713	+0.064	21.147	18.306	22.260
7	10:52:33.923	1:02.147	+0.064	21.243	18.469	22.435	7	10:52:40.748	1:01.696	+0.047	21.114	18.333	22.249
8	10:53:36.821	1:02.898	+0.815	21.668	18.686	22.544	8	10:53:42.486	1:01.738	+0.089	21.099	18.340	22.299
9	10:54:39.152	1:02.331	+0.248	21.428	18.450	22.453	9	10:54:44.316	1:01.830	+0.181	21.190	18.359	22.281
(249) Luuk Montfoort													
1	10:46:17.916	1:09.826	+7.852	27.416	19.358	23.052	1	10:46:21.700	1:13.295	+10.829	29.613	20.367	23.315
2	10:47:21.696	1:03.780	+1.806	22.721	18.607	22.452	2	10:47:26.190	1:04.490	+2.024	22.137	19.589	22.764
3	10:48:24.315	1:02.619	+0.645	21.559	18.462	22.598	3	10:48:29.428	1:03.238	+0.772	21.670	18.768	22.800
4	10:49:26.781	1:02.466	+0.492	21.415	18.409	22.642	4	10:49:32.293	1:02.865	+0.399	21.547	18.643	22.675
5	10:50:28.755	1:01.974		21.261	18.293	22.420	5	10:50:35.142	1:02.849	+0.383	21.698	18.561	22.590
6	10:51:31.946	1:03.191	+1.217	21.383	19.035	22.703	6	10:51:37.929	1:02.787	+0.321	21.598	18.554	22.635
7	10:52:34.027	1:02.081	+0.107	21.189	18.451	22.441	7	10:52:40.402	1:02.473	+0.007	21.424	18.576	22.473
8	10:53:37.030	1:03.003	+1.029	21.684	18.710	22.609	8	10:53:43.149	1:02.747	+0.281	21.718	18.497	22.532
9	10:54:39.450	1:02.420	+0.446	21.402	18.510	22.508	9	10:54:45.615	1:02.466		21.426	18.500	22.540
(268) Sanne van Wagenveld													
1	10:46:22.629	1:14.614	+12.688	32.837	19.033	22.744	1	10:46:27.929	1:20.052	+17.865	37.978	19.174	22.900
2	10:47:25.452	1:02.823	+0.897	21.352	19.031	22.440	2	10:47:30.815	1:02.886	+0.699	21.493	18.556	22.837
3	10:48:27.783	1:02.331	+0.405	21.462	18.592	22.277	3	10:48:33.079	1:02.264	+0.077	21.437	18.422	22.405
4	10:49:29.709	1:01.926		21.317	18.328	22.281	4	10:49:35.522	1:02.443	+0.256	21.421	18.488	22.534
5	10:50:31.738	1:02.029	+0.103	21.327	18.450	22.252	5	10:50:38.185	1:02.663	+0.476	21.675	18.587	22.401
6	10:51:33.727	1:01.989	+0.063	21.198	18.482	22.309	6	10:51:40.744	1:02.559	+0.372	21.586	18.525	22.448
7	10:52:35.671	1:01.944	+0.018	21.132	18.498	22.314	7	10:52:42.931	1:02.187		21.332	18.422	22.433
8	10:53:37.799	1:02.128	+0.202	21.252	18.517	22.359	8	10:53:45.345	1:02.414	+0.227	21.387	18.553	22.474
9	10:54:39.840	1:02.041	+0.115	21.174	18.524	22.343	9	10:54:48.196	1:02.851	+0.664	21.522	18.688	22.641
(248) Thomas Hodier													
1	10:46:22.629	1:14.614	+12.688	32.837	19.033	22.744	1	10:46:27.929	1:20.052	+17.865	37.978	19.174	22.900
2	10:47:25.452	1:02.823	+0.897	21.352	19.031	22.440	2	10:47:30.815	1:02.886	+0.699	21.493	18.556	22.837
3	10:48:27.783	1:02.331	+0.405	21.462	18.592	22.277	3	10:48:33.079	1:02.264	+0.077	21.437	18.422	22.405
4	10:49:29.709	1:01.926		21.317	18.328	22.281	4	10:49:35.522	1:02.443	+0.256	21.421	18.488	22.534
5	10:50:31.738	1:02.029	+0.103	21.327	18.450	22.252	5	10:50:38.185	1:02.663	+0.476	21.675	18.587	22.401
6	10:51:33.727	1:01.989	+0.063	21.198	18.482	22.309	6	10:51:40.744	1:02.559	+0.372	21.586	18.525	22.448
7	10:52:35.671	1:01.944	+0.018	21.132	18.498	22.314	7	10:52:42.931	1:02.187		21.332	18.422	22.433
8	10:53:37.799	1:02.128	+0.202	21.252	18.517	22.359	8	10:53:45.345					



Rotax Euro Challenge Salbris/France

Rotax Seniors

Salbris 1,477 Km

Second Chance Heat

05.04.2015 10:40

Race (9 Laps) started at 10:45:07

Lap	Time of Day	Lap Tm	Diff	S1 Tm	S2 Tm	S3 Tm	Lap	Time of Day	Lap Tm	Diff	S1 Tm	S2 Tm	S3 Tm
(216) Thomas Drouet													
1	10:46:35.361	1:27.326	+25.760	45.480	19.126	22.720							
2	10:47:37.403	1:02.042	+0.476	21.345	18.407	22.290							
3	10:48:38.969	1:01.566		21.114	18.325	22.127							
4	10:49:40.726	1:01.757	+0.191	21.229	18.348	22.180							
5	10:50:42.382	1:01.656	+0.090	21.153	18.304	22.199							
6	10:51:44.055	1:01.673	+0.107	21.245	18.282	22.146							
7	10:52:45.711	1:01.656	+0.090	21.158	18.304	22.194							
8	10:53:47.287	1:01.576	+0.010	21.126	18.298	22.152							
9	10:54:49.099	1:01.812	+0.246	21.252	18.403	22.157							
(263) Luke Knott													
1	10:46:41.577	1:33.615	+32.306	51.790									
2	10:47:43.552	1:01.975	+0.666	21.293	18.311	22.371							
3	10:48:45.307	1:01.755	+0.446	21.172	18.258	22.325							
4	10:49:46.802	1:01.495	+0.186	21.103	18.212	22.180							
5	10:50:48.111	1:01.309		20.979	18.250	22.080							
6	10:51:49.621	1:01.510	+0.201	21.210	18.148	22.152							
7	10:52:51.199	1:01.578	+0.269	21.059	18.315	22.204							
8	10:53:52.727	1:01.528	+0.219	21.003	18.219	22.306							
9	10:54:54.283	1:01.556	+0.247	21.068	18.301	22.187							
(242) Tom Croydon													
1	10:46:26.757	1:18.606	+16.030	36.426	19.231	22.949							
2	10:47:35.570	1:08.813	+6.237	21.535	18.762	28.516							
3	10:48:38.787	1:03.217	+0.641	21.861	18.753	22.603							
4	10:49:41.548	1:02.761	+0.185	21.736	18.485	22.540							
5	10:50:44.124	1:02.576		21.406	18.618	22.552							
6	10:51:47.090	1:02.966	+0.390	21.578	18.564	22.824							
7	10:52:49.874	1:02.784	+0.208	21.534	18.671	22.579							
8	10:53:53.207	1:03.333	+0.757	21.534	18.638	23.161							
9	10:54:56.646	1:03.439	+0.863	21.301	19.015	23.123							
(217) Christopher Dreyspring													
1	10:46:12.378	1:05.073	+2.881	23.554	18.867	22.652							
2	10:47:14.570	1:02.192		21.390									

Rotax Euro Challenge
Class: Seniors
Date/Time: 05.04.2015 12:00

Track: Salbris / France
Heat: Prefinal
Laps: 13

Edition 1

Dave Blom	259	2nd Chance 5	17	Petr Bezel	244	2nd Chance 6
	33				34	
Antti Johansson	272	2nd Chance 3	16	Viktor Oberg	204	2nd Chance 4
	31				32	
Oliver Askew	241	2nd Chance 1	15	Nicolas Picot	260	2nd Chance 2
	29				30	
Adrien Renaudin	256	Points 46 Quali Rank 8	14	Jake Craig	232	Points 46 Quali Rank 60
	27				28	
Leonard Hoogenboom	218	Points 45 Quali Rank 20	13	Mike Bartels	246	Points 45 Quali Rank 43
	25				26	
Manuel Maldonado	238	Points 42 Quali Rank 39	12	Edward Brand	203	Points 44 Quali Rank 34
	23				24	
Thomas Preining	243	Points 38 Quali Rank 13	11	Jai Nijjar	270	Points 39 Quali Rank 9
	21				22	
Joel Deptuch	239	Points 35 Quali Rank 21	10	Mauricio van der Laan	225	Points 35 Quali Rank 33
	19				20	
Luke Varley	215	Points 34 Quali Rank 16	9	Denis Mavlanov	236	Points 35 Quali Rank 10
	17				18	
Martin Mortensen	210	Points 32 Quali Rank 14	8	Glenn van Parijs	212	Points 32 Quali Rank 29
	15				16	
Luc Willemse	228	Points 29 Quali Rank 42	7	Brett Ward	207	Points 30 Quali Rank 7
	13				14	
Max Timmermans	223	Points 24 Quali Rank 4	6	Carlos Gil	261	Points 25 Quali Rank 24
	11				12	
Shane Daly	231	Points 22 Quali Rank 55	5	Louis-Ferdinand Simmenauer	221	Points 23 Quali Rank 5
	9				10	
Tom Grice	209	Points 20 Quali Rank 22	4	Michael Cool	235	Points 21 Quali Rank 17
	7				8	
Rinus van Kalmthout	219	Points 16 Quali Rank 12	3	Harry Webb	201	Points 18 Quali Rank 19
	5				6	
Berkay Besler	233	Points 9 Quali Rank 3	2	John Stewart	265	Points 15 Quali Rank 6
	3				4	
Pierce Lehane	206	Points 0 Quali Rank 1	1	Sam Marsh	266	Points 4 Quali Rank 2
	1				2	

Pole Position

Clerk of the course Thomas Lainer:
Stewards (Chairman) Horst Seidel:

Scrutineer Paul Klaassen:
Timekeeping M. Wagner:



Rotax Euro Challenge Salbris/France

Rotax Seniors

Salbris 1,477 Km

Pre-Final

05.04.2015 12:00

Race (13 Laps) started at 12:02:46

Pos	No.	Name	Nat.	Chassis	Race Team	Laps	Total Tm	Diff	Best Tm	In Lap	km/h	Points
1	206	Pierre Lehane	AUS	Tonykart	Strawberry Racing	13	13:26.465		1:01.578	5	86,349	34
2	265	John Stewart	GBR	Tonykart	Strawberry Racing	13	13:26.550	0.085	1:01.618	6	86,293	33
3	233	Berkay Besler	TUR	Intrepid	Bouvin Power	13	13:28.986	2.521	1:01.601	6	86,317	32
4	203	Edward Brand	GBR	CRG	CRG SPA	13	13:32.055	5.590	1:01.459	6	86,516	31
5	266	Sam Marsh	GBR	Alonso	Dan Holland Racing	13	13:32.637	6.172	1:01.682	6	86,203	30
6	231	Shane Daly	IRL	FA Kart	Dan Holland Racing	13	13:32.670	6.205	1:01.766	9	86,086	29
7	270	Jai Nijjar	GBR	Tonykart	Strawberry Racing	13	13:32.923	6.458	1:01.659	6	86,236	28
8	243	Thomas Preining	AUT	Intrepid	Team TKP	13	13:34.929	8.464	1:01.515	4	86,437	27
9	215	Luke Varley	UAE	Sodikart	Sodikart	13	13:35.023	8.558	1:01.611	11	86,303	26
10	256	Adrien Renaudin	FRA	Sodi	Kart Pro Racing	13	13:35.301	8.836	1:01.599	4	86,320	25
11	209	Tom Grice	GBR	Intrepid	Intrepid Driver Program	13	13:37.212	10.747	1:01.600	6	86,318	24
12	225	Mauricio van der Laan	ESP	CRG	CRG SPA	13	13:38.441	11.976	1:01.767	6	86,085	23
13	272	Antti Johansson	FIN	OTK	TBA	13	13:39.118	12.653	1:01.604	6	86,313	22
14	236	Denis Mavlanov	RUS	Tonykart	KR Sport	13	13:39.178	12.713	1:01.648	6	86,251	21
15	228	Luc Willemse	NLD	FA Kart	Team TKP	13	13:40.071	13.606	1:01.984	10	85,783	20
16	204	Viktor Oberg	SWE	Gillard	PDB Racing Team	13	13:40.164	13.699	1:01.686	6	86,198	19
17	241	Oliver Askew	USA	BirelART	BirelART/KMS	13	13:41.185	14.720	1:01.508	5	86,447	18
18	261	Carlos Gil	ESP	Sodikart	Sodikart	13	13:41.544	15.079	1:01.777	5	86,071	17
19	212	Glenn van Parijs	BEL	Tonykart	Bouvin Power	13	13:41.712	15.247	1:01.831	13	85,996	16
20	218	Leonard Hoogenboom	NLD	Tonykart	Strawberry Racing	13	13:43.639	17.174	1:01.498	6	86,461	15
21	232	Jake Craig	USA	Formula K	Formula K Kartschmie.de	13	13:43.667	17.202	1:01.974	5	85,797	14
22	246	Mike Bartels	NLD	Gillard	PDB Racing Team	13	13:45.291	18.826	1:02.202	6	85,483	13
23	201	Harry Webb	GBR	CRG	CRG SPA	13	13:45.671	19.206	1:01.793	7	86,049	12
24	244	Petr Bezel	CZE	MSKart	Bezel Petr	13	13:45.962	19.497	1:02.226	10	85,450	11
25	260	Nicolas Picot	FRA	Sodikart	KPR	13	13:48.639	22.174	1:01.805	5	86,032	10
26	210	Martin Mortensen	DEU	Formula K	Formula K Kartschmie.de	13	13:56.318	29.853	1:02.075	6	85,658	9
27	235	Michael Cool	BEL	Tonykart	Bouvin Power	13	13:56.524	30.059	1:01.713	5	86,160	8
28	221	Louis-Ferdinand Simmenau	FRA	Tonykart	Jana Racing	13	13:56.717	30.252	1:01.996	10	85,767	7
29	219	Rinus van Kalmthout	NLD	FA Kart	Team TKP	13	13:56.880	30.415	1:01.761	10	86,093	6
30	207	Brett Ward	GBR	Kosmic	Aim Motorsport	13	14:01.407	34.942	1:01.507	4	86,449	5
31	238	Manuel Maldonado	GBR	Tonykart	MBR Racing	13	14:10.521	44.056	1:03.998	12	83,084	4
32	239	Joel Deptuch	FRA	FA Kart	Team Race Evo	8	8:27.140	5 Laps	1:01.832	4	85,994	3
33	223	Max Timmermans	BEL	Tonykart	DAEMS Racing	7	7:26.650	6 Laps	1:01.689	6	86,194	2
34	259	Dave Blom	NLD	Intrepid	Intrepid Driver Program	6	6:21.155	7 Laps	1:01.607	5	86,308	1

Announcements

These results are provisional until the conclusion of any judicial and technical matters!
 No. 218 + 209 warning board / time penalty 5 sec

Margin of Victory	Ø km/h	Best Lap Tm	km/h	Best Lap by
0.085	85,712	1:01.459	86,516	203 - Edward Brand

Official Timing www.rgmmc.com

Orbits

Timekeeping M. Wagner:

Clerk of the course Thomas Lainer:

www.mylaps.com

Steward Horst Seidel:

Chief Scrutineer Paul Klaassen:

Licensed to: Motorsport Events

Printed: 05.04.2015 12:49:09

posted at:

h



Rotax Euro Challenge Salbris/France

Rotax Seniors

Salbris 1,477 Km

Pre-Final

05.04.2015 12:00

Race (13 Laps) started at 12:02:46

Lap	Time of Day	Lap Tm	Diff	S1 Tm	S2 Tm	S3 Tm	Lap	Time of Day	Lap Tm	Diff	S1 Tm	S2 Tm	S3 Tm
(206) Pierce Lehane													
1	12:03:48.802	1:02.589	+1.011	21.686	18.498	22.405	5	12:08:03.714	1:02.725	+1.043	21.916	18.484	22.325
2	12:04:51.754	1:02.952	+1.374	21.709	18.577	22.666	6	12:09:05.396	1:01.682		21.072	18.335	22.275
3	12:05:54.194	1:02.440	+0.862	21.596	18.447	22.397	7	12:10:07.266	1:01.870	+0.188	21.191	18.465	22.214
4	12:06:56.123	1:01.929	+0.351	21.189	18.392	22.348	8	12:11:09.105	1:01.839	+0.157	21.151	18.451	22.237
5	12:07:57.701	1:01.578		20.999	18.349	22.230	9	12:12:10.844	1:01.739	+0.057	21.139	18.393	22.207
6	12:08:59.323	1:01.622	+0.044	21.105	18.332	22.185	10	12:13:12.759	1:01.915	+0.233	21.093	18.489	22.333
7	12:10:01.006	1:01.683	+0.105	21.064	18.438	22.181	11	12:14:14.663	1:01.904	+0.222	21.221	18.400	22.283
8	12:11:02.775	1:01.769	+0.191	21.105	18.386	22.278	12	12:15:16.640	1:01.977	+0.295	21.249	18.416	22.312
9	12:12:04.498	1:01.723	+0.145	21.041	18.395	22.287	13	12:16:18.850	1:02.210	+0.528	21.223	18.443	22.544
10	12:13:06.194	1:01.696	+0.118	21.101	18.353	22.242	(231) Shane Daly						
11	12:14:08.060	1:01.866	+0.288	21.209	18.301	22.356	1	12:03:52.305	1:05.735	+3.969	24.058	19.052	22.625
12	12:15:10.214	1:02.154	+0.576	21.373	18.403	22.378	2	12:04:56.083	1:03.778	+2.012	22.242	18.860	22.676
13	12:16:12.678	1:02.464	+0.886	21.334	18.525	22.605	3	12:05:59.253	1:03.170	+1.404	21.934	18.768	22.468
(265) John Stewart							4	12:07:01.211	1:01.958	+0.192	21.161	18.403	22.394
1	12:03:49.153	1:02.860	+1.242	21.949	18.538	22.373	5	12:08:03.787	1:02.576	+0.810	21.850	18.451	22.275
2	12:04:51.923	1:02.770	+1.152	21.457	18.620	22.693	6	12:09:05.648	1:01.861	+0.095	21.268	18.326	22.267
3	12:05:54.019	1:02.096	+0.478	21.295	18.380	22.421	7	12:10:07.497	1:01.849	+0.083	21.153	18.460	22.236
4	12:06:55.918	1:01.899	+0.281	21.277	18.248	22.374	8	12:11:09.349	1:01.852	+0.086	21.079	18.452	22.321
5	12:07:57.570	1:01.652	+0.034	21.071	18.269	22.312	9	12:12:11.115	1:01.766		21.078	18.429	22.259
6	12:08:59.188	1:01.618		21.117	18.236	22.265	10	12:13:12.975	1:01.860	+0.094	21.095	18.386	22.379
7	12:10:00.816	1:01.628	+0.010	21.086	18.313	22.229	11	12:14:14.873	1:01.898	+0.132	21.150	18.409	22.339
8	12:11:02.643	1:01.827	+0.209	21.137	18.343	22.347	12	12:15:16.795	1:01.922	+0.156	21.124	18.509	22.289
9	12:12:04.314	1:01.671	+0.053	21.055	18.333	22.283	13	12:16:18.883	1:02.088	+0.322	21.184	18.513	22.391
10	12:13:06.056	1:01.742	+0.124	21.113	18.272	22.357	(270) Jai Nijjar						
11	12:14:08.288	1:02.232	+0.614	21.489	18.378	22.365	1	12:03:52.687	1:05.326	+3.667	23.589	19.109	22.628
12	12:15:10.423	1:02.135	+0.517	21.293	18.384	22.458	2	12:04:55.807	1:03.120	+1.461	21.909	18.624	22.587
13	12:16:12.763	1:02.340	+0.722	21.281	18.502	22.557	3	12:05:58.351	1:02.544	+0.885	21.682	18.500	22.362
(233) Berkay Besler							4	12:07:00.182	1:01.831	+0.172	21.139	18.473	22.219
1	12:03:51.705	1:05.343	+3.742	23.894	18.826	22.623	5	12:08:02.267	1:02.085	+0.426	21.526	18.297	22.262
2	12:04:55.008	1:03.303	+1.702	22.046	18.698	22.559	6	12:09:03.926	1:01.659		21.095	18.322	22.242
3	12:05:57.072	1:02.064	+0.463	21.338	18.359	22.367	7	12:10:06.812	1:02.886	+1.227	21.185	19.392	22.309
4	12:06:58.805	1:01.733	+0.132	21.222	18.274	22.237	8	12:11:08.657	1:01.845	+0.186	21.084	18.479	22.282
5	12:08:00.457	1:01.652	+0.051	21.183	18.286	22.183	9	12:12:10.584	1:01.927	+0.268	21.163	18.469	22.295
6	12:09:02.058	1:01.601		21.159	18.192	22.250	10	12:13:13.367	1:02.783	+1.124	21.148	19.249	22.386
7	12:10:03.879	1:01.821	+0.220	21.229	18.367	22.225	11	12:14:15.294	1:01.927	+0.268	21.224	18.420	22.283
8	12:11:05.700	1:01.821	+0.220	21.199	18.358	22.264	12	12:15:17.149	1:01.855	+0.196	21.141	18.431	22.283
9	12:12:07.482	1:01.782	+0.181	21.207	18.344	22.231	13	12:16:19.136	1:01.987	+0.328	21.195	18.433	22.359
10	12:13:09.303	1:01.821	+0.220	21.244	18.345	22.232	(243) Thomas Preining						
11	12:14:11.218	1:01.915	+0.314	21.262	18.315	22.338	1	12:03:55.213	1:07.771	+6.256	25.724	19.373	22.674
12	12:15:13.055	1:01.837	+0.236	21.254	18.309	22.274	2	12:04:57.962	1:02.749	+1.234	21.397	18.744	22.608
13	12:16:15.199	1:02.144	+0.543	21.301	18.528	22.315	3	12:06:00.364	1:02.402	+0.887	21.774	18.345	22.283
(203) Edward Brand							4	12:07:01.879	1:01.515		21.016	18.184	22.315
1	12:03:53.098	1:05.660	+4.201	24.115	18.999	22.546	5	12:08:04.258	1:02.379	+0.864	21.514	18.659	22.206
2	12:04:56.195	1:03.097	+1.638	21.792	18.600	22.705	6	12:09:06.031	1:01.773	+0.258	21.345	18.275	22.153
3	12:05:58.699	1:02.504	+1.045	21.617	18.529	22.358	7	12:10:08.746	1:02.715	+1.200	21.797	18.576	22.342
4	12:07:00.402	1:01.703	+0.244	21.063	18.387	22.253	8	12:11:11.973	1:03.227	+1.712	21.739	19.059	22.429
5	12:08:02.766	1:02.364	+0.905	21.846	18.342	22.176	9	12:12:14.126	1:02.153	+0.638	21.294	18.509	22.350
6	12:09:04.225	1:01.459		21.002	18.231	22.226	10	12:13:15.659	1:01.533	+0.018	21.051	18.257	22.225
7	12:10:06.125	1:01.900	+0.441	21.150	18.477	22.273	11	12:14:17.180	1:01.521	+0.006	21.037	18.261	22.223
8	12:11:08.526	1:02.401	+0.942	21.404	18.608	22.389	12	12:15:18.818	1:01.638	+0.123	21.066	18.367	22.205
9	12:12:10.359	1:01.833	+0.374	21.183	18.374	22.276	13	12:16:21.142	1:02.324	+0.809	21.299	18.455	22.570
10	12:13:12.465	1:02.106	+0.647	21.211	18.634	22.261	(215) Luke Varley						
11	12:14:14.277	1:01.812	+0.353	21.180	18.319	22.313	1	12:03:53.450	1:06.286	+4.675	24.636	19.121	22.529
12	12:15:16.143	1:01.866	+0.407	21.243	18.341	22.282	2	12:04:57.290	1:03.840	+2.229	22.216	19.050	22.574
13	12:16:18.268	1:02.125	+0.666	21.296	18.487	22.342	3	12:05:59.720	1:02.430	+0.819	21.462	18.514	22.454
(266) Sam Marsh							4	12:07:01.633	1:01.913	+0.302	21.196	18.392	22.325
1	12:03:52.020	1:05.794	+4.112	24.321	18.887	22.586	5	12:08:04.595	1:02.962	+1.351	21.841	18.916	22.205
2	12:04:56.022	1:04.002	+2.320	22.259	18.692	23.051	6	12:09:06.371	1:01.776	+0.165	21.332	18.298	22.146
3	12:05:58.576	1:02.554	+0.872	21.582	18.603	22.369	7	12:10:09.004	1:02.633	+1.022	21.492	18.820	22.321
4	12:07:00.989	1:02.413	+0.731	21.383	18.698	22.332	8	12:11:11.501	1:02.497	+0.886	21.480	18.724	22.293
							9	12:12:13.488	1:01.987	+0.376	21.396	18.403	22.188
							10	12:13:15.192	1:01.704	+0.093	21.148	18.339	22.217

Timekeeping M. Wagner:

Clerk of the course Thomas Lainer:

Steward Horst Seidel:

Chief Scrutineer Paul Klaassen:





Rotax Euro Challenge Salbris/France

Rotax Seniors

Salbris 1,477 Km

Pre-Final

05.04.2015 12:00

Race (13 Laps) started at 12:02:46

Lap	Time of Day	Lap Tm	Diff	S1 Tm	S2 Tm	S3 Tm	Lap	Time of Day	Lap Tm	Diff	S1 Tm	S2 Tm	S3 Tm
11	12:14:16.803	1:01.611		21.163	18.289	22.159	2	12:05:02.571	1:02.851	+1.203	21.426	18.903	22.522
12	12:15:18.444	1:01.641	+0.030	21.214	18.305	22.122	3	12:06:05.602	1:03.031	+1.383	21.742	18.841	22.448
13	12:16:21.236	1:02.792	+1.181	21.765	18.526	22.501	4	12:07:07.262	1:01.660	+0.012	21.048	18.302	22.310
(256) Adrien Renaudin							5	12:08:09.057	1:01.795	+0.147	21.125	18.447	22.223
1	12:03:57.384	1:09.627	+8.028	27.081	19.393	23.153	6	12:09:10.705	1:01.648		21.143	18.284	22.221
2	12:05:00.392	1:03.008	+1.409	21.816	18.666	22.526	7	12:10:12.448	1:01.743	+0.095	21.125	18.356	22.262
3	12:06:02.455	1:02.063	+0.464	21.387	18.391	22.285	8	12:11:14.562	1:02.114	+0.466	21.072	18.438	22.604
4	12:07:04.054	1:01.599		21.136	18.248	22.215	9	12:12:17.537	1:02.975	+1.327	22.080	18.492	22.403
5	12:08:06.089	1:02.035	+0.436	21.552	18.341	22.142	10	12:13:19.343	1:01.806	+0.158	21.154	18.363	22.289
6	12:09:07.766	1:01.677	+0.078	21.090	18.271	22.316	11	12:14:21.234	1:01.891	+0.243	21.255	18.336	22.300
7	12:10:09.547	1:01.781	+0.182	21.234	18.429	22.118	12	12:15:23.084	1:01.850	+0.202	21.006	18.510	22.334
8	12:11:12.130	1:02.583	+0.984	21.260	18.811	22.512	13	12:16:25.391	1:02.307	+0.659	21.157	18.356	22.794
9	12:12:14.559	1:02.429	+0.830	21.404	18.415	22.610	(228) Luc Willemsse						
10	12:13:16.191	1:01.632	+0.033	21.122	18.271	22.239	1	12:03:52.903	1:06.029	+4.045	24.018	19.044	22.967
11	12:14:17.929	1:01.738	+0.139	21.166	18.271	22.301	2	12:04:57.156	1:04.253	+2.269	22.705	18.814	22.734
12	12:15:19.673	1:01.744	+0.145	21.149	18.334	22.261	3	12:05:59.582	1:02.426	+0.442	21.495	18.445	22.486
13	12:16:21.514	1:01.841	+0.242	21.122	18.330	22.389	4	12:07:01.813	1:02.231	+0.247	21.180	18.385	22.666
(209) Tom Grice							5	12:08:04.796	1:02.983	+0.999	21.429	19.016	22.538
1	12:03:51.804	1:05.301	+3.701	23.886	18.885	22.530	6	12:09:07.631	1:02.835	+0.851	21.285	18.897	22.653
2	12:04:55.649	1:03.845	+2.245	22.597	18.688	22.560	7	12:10:10.326	1:02.695	+0.711	21.739	18.577	22.379
3	12:05:58.063	1:02.414	+0.814	21.552	18.416	22.446	8	12:11:13.519	1:03.193	+1.209	21.247	19.096	22.850
4	12:06:59.898	1:01.835	+0.235	21.219	18.321	22.295	9	12:12:16.031	1:02.512	+0.528	21.527	18.459	22.526
5	12:08:02.460	1:02.562	+0.962	21.878	18.408	22.276	10	12:13:18.015	1:01.984		21.111	18.397	22.476
6	12:09:04.060	1:01.600		21.099	18.277	22.224	11	12:14:21.036	1:03.021	+1.037	21.952	18.633	22.436
7	12:10:06.406	1:02.346	+0.746	21.239	18.841	22.266	12	12:15:23.449	1:02.413	+0.429	21.052	18.934	22.427
8	12:11:08.287	1:01.881	+0.281	21.158	18.375	22.348	13	12:16:26.284	1:02.835	+0.851	21.161	18.769	22.905
9	12:12:10.158	1:01.871	+0.271	21.248	18.357	22.266	(204) Viktor Oberg						
10	12:13:11.972	1:01.814	+0.214	21.168	18.340	22.306	1	12:03:57.719	1:09.624	+7.938	25.632	19.808	24.184
11	12:14:13.898	1:01.926	+0.326	21.241	18.370	22.315	2	12:05:00.719	1:03.000	+1.314	21.736	18.639	22.625
12	12:15:15.896	1:01.998	+0.398	21.298	18.422	22.278	3	12:06:03.684	1:02.965	+1.279	21.756	18.684	22.525
13	12:16:18.425	1:02.529	+0.929	21.398	18.415	22.716	4	12:07:06.109	1:02.425	+0.739	21.721	18.347	22.357
(225) Mauricio van der Laan							5	12:08:07.922	1:01.813	+0.127	21.147	18.299	22.367
1	12:03:52.978	1:05.681	+3.914	24.079	18.913	22.689	6	12:09:09.608	1:01.686		21.078	18.298	22.310
2	12:04:56.692	1:03.714	+1.947	22.381	18.637	22.696	7	12:10:11.513	1:01.905	+0.219	21.141	18.422	22.342
3	12:05:58.986	1:02.294	+0.527	21.423	18.470	22.401	8	12:11:14.143	1:02.630	+0.944	21.232	18.634	22.764
4	12:07:00.862	1:01.876	+0.109	21.159	18.397	22.320	9	12:12:17.348	1:03.205	+1.519	22.124	18.681	22.400
5	12:08:04.122	1:03.260	+1.493	22.307	18.655	22.298	10	12:13:19.212	1:01.864	+0.178	21.068	18.398	22.398
6	12:09:05.889	1:01.767		21.161	18.324	22.282	11	12:14:21.634	1:02.422	+0.736	21.565	18.441	22.416
7	12:10:08.879	1:02.990	+1.223	21.847	18.509	22.634	12	12:15:23.660	1:02.026	+0.340	21.191	18.419	22.416
8	12:11:11.427	1:02.548	+0.781	21.512	18.511	22.525	13	12:16:26.377	1:02.717	+1.031	21.131	18.668	22.918
9	12:12:15.061	1:03.634	+1.867	21.752	18.419	23.463	(241) Oliver Askew						
10	12:13:17.175	1:02.114	+0.347	21.268	18.392	22.454	1	12:03:58.401	1:10.583	+9.075	27.929	19.304	23.350
11	12:14:19.513	1:02.338	+0.571	21.417	18.367	22.554	2	12:05:03.448	1:05.047	+3.539	21.915	20.277	22.855
12	12:15:21.690	1:02.177	+0.410	21.366	18.384	22.427	3	12:06:06.209	1:02.761	+1.253	21.639	18.631	22.491
13	12:16:24.654	1:02.964	+1.197	21.365	18.791	22.808	4	12:07:08.207	1:01.998	+0.490	21.406	18.338	22.254
(272) Antti Johansson							5	12:08:09.715	1:01.508		21.071	18.251	22.186
1	12:03:57.116	1:09.157	+7.553	25.637	20.182	23.338	6	12:09:11.229	1:01.514	+0.006	21.081	18.249	22.184
2	12:05:00.918	1:03.802	+2.198	22.372	18.846	22.584	7	12:10:13.013	1:01.784	+0.276	21.104	18.388	22.292
3	12:06:03.858	1:02.940	+1.336	21.296	19.130	22.514	8	12:11:15.768	1:02.755	+1.247	21.095	18.886	22.774
4	12:07:05.814	1:01.956	+0.352	21.313	18.275	22.368	9	12:12:17.944	1:02.176	+0.668	21.395	18.460	22.321
5	12:08:07.507	1:01.693	+0.089	21.139	18.263	22.291	10	12:13:21.341	1:03.397	+1.889	21.258	19.701	22.438
6	12:09:09.111	1:01.604		21.073	18.248	22.283	11	12:14:23.476	1:02.135	+0.627	21.316	18.540	22.279
7	12:10:10.922	1:01.811	+0.207	21.017	18.501	22.293	12	12:15:25.337	1:01.861	+0.353	21.156	18.352	22.353
8	12:11:14.039	1:03.117	+1.513	21.126	18.913	23.078	13	12:16:27.398	1:02.061	+0.553	21.225	18.405	22.431
9	12:12:16.453	1:02.414	+0.810	21.597	18.386	22.431	(261) Carlos Gil						
10	12:13:18.157	1:01.704	+0.100	21.010	18.258	22.436	1	12:03:58.030	1:11.196	+9.419	28.114	19.850	23.232
11	12:14:20.385	1:02.228	+0.624	21.468	18.322	22.438	2	12:05:01.938	1:03.908	+2.131	22.111	19.175	22.622
12	12:15:22.146	1:01.761	+0.157	21.128	18.278	22.355	3	12:06:05.188	1:03.250	+1.473	22.234	18.604	22.412
13	12:16:25.331	1:03.185	+1.581	21.045	18.695	23.445	4	12:07:07.762	1:02.574	+0.797	21.839	18.410	22.325
(236) Denis Mavlanov							5	12:08:09.539	1:01.777		21.219	18.345	22.213
1	12:03:59.720	1:12.539	+10.891	30.251	19.218	23.070	6	12:09:11.599	1:02.060	+0.283	21.407	18.387	22.266
							7	12:10:13.456	1:01.857	+0.080	21.131	18.457	22.269



Rotax Euro Challenge Salbris/France

Rotax Seniors

Salbris 1,477 Km

Pre-Final

05.04.2015 12:00

Race (13 Laps) started at 12:02:46

Lap	Time of Day	Lap Tm	Diff	S1 Tm	S2 Tm	S3 Tm	Lap	Time of Day	Lap Tm	Diff	S1 Tm	S2 Tm	S3 Tm
8	12:11:15.937	1:02.481	+0.704	21.166	18.486	22.829	(201) Harry Webb						
9	12:12:18.285	1:02.348	+0.571	21.445	18.544	22.359	1	12:04:07.129	1:20.751	+18.958	38.852	19.075	22.824
10	12:13:20.823	1:02.538	+0.761	21.134	19.115	22.289	2	12:05:09.435	1:02.306	+0.513	21.467	18.417	22.422
11	12:14:23.333	1:02.510	+0.733	21.504	18.677	22.329	3	12:06:11.609	1:02.174	+0.381	21.385	18.399	22.390
12	12:15:25.651	1:02.318	+0.541	21.442	18.495	22.381	4	12:07:13.937	1:02.328	+0.535	21.590	18.302	22.436
13	12:16:27.757	1:02.106	+0.329	21.274	18.466	22.366	5	12:08:15.735	1:01.798	+0.005	21.310	18.233	22.255
(212) Glenn van Parijs							6	12:09:17.619	1:01.884	+0.091	21.242	18.357	22.285
1	12:03:53.721	1:06.661	+4.830	24.966	19.013	22.682	7	12:10:19.412	1:01.793		21.253	18.302	22.238
2	12:04:57.873	1:04.152	+2.321	22.263	19.188	22.701	8	12:11:21.378	1:01.966	+0.173	21.209	18.392	22.365
3	12:06:01.377	1:03.504	+1.673	21.991	19.062	22.451	9	12:12:23.396	1:02.018	+0.225	21.267	18.412	22.339
4	12:07:03.308	1:01.931	+0.100	21.268	18.332	22.331	10	12:13:25.228	1:01.832	+0.039	21.186	18.314	22.332
5	12:08:05.230	1:01.922	+0.091	21.259	18.400	22.263	11	12:14:27.179	1:01.951	+0.158	21.328	18.303	22.320
6	12:09:07.956	1:02.726	+0.895	21.426	18.604	22.696	12	12:15:29.406	1:02.227	+0.434	21.182	18.426	22.619
7	12:10:10.105	1:02.149	+0.318	21.214	18.570	22.365	13	12:16:31.884	1:02.478	+0.685	21.478	18.441	22.559
8	12:11:14.477	1:04.372	+2.541	21.233	19.713	23.426	(244) Petr Bezel						
9	12:12:17.888	1:03.411	+1.580	22.270	18.666	22.475	1	12:03:58.588	1:10.363	+8.137	27.207	19.487	23.669
10	12:13:20.573	1:02.685	+0.854	21.263	18.947	22.475	2	12:05:02.077	1:03.489	+1.263	21.893	19.047	22.549
11	12:14:23.999	1:03.426	+1.595	21.819	19.167	22.440	3	12:06:06.935	1:04.858	+2.632	23.218	19.019	22.621
12	12:15:26.094	1:02.095	+0.264	21.256	18.480	22.359	4	12:07:09.368	1:02.433	+0.207	21.646	18.449	22.338
13	12:16:27.925	1:01.831		21.135	18.366	22.330	5	12:08:11.835	1:02.467	+0.241	21.527	18.492	22.448
(218) Leonard Hoogenboom							6	12:09:14.554	1:02.719	+0.493	21.790	18.559	22.370
1	12:04:00.539	1:12.859	+11.361	26.657	19.275	26.927	7	12:10:16.854	1:02.300	+0.074	21.350	18.613	22.337
2	12:05:02.807	1:02.268	+0.770	21.282	18.533	22.453	8	12:11:19.357	1:02.503	+0.277	21.327	18.639	22.537
3	12:06:05.300	1:02.493	+0.995	21.561	18.509	22.423	9	12:12:21.966	1:02.609	+0.383	21.485	18.614	22.510
4	12:07:07.024	1:01.724	+0.226	21.137	18.333	22.254	10	12:13:24.192	1:02.226		21.325	18.543	22.358
5	12:08:08.686	1:01.662	+0.164	21.072	18.352	22.238	11	12:14:26.681	1:02.489	+0.263	21.437	18.631	22.421
6	12:09:10.184	1:01.498		21.067	18.273	22.158	12	12:15:29.344	1:02.663	+0.437	21.352	18.670	22.641
7	12:10:11.921	1:01.737	+0.239	21.123	18.394	22.220	13	12:16:32.175	1:02.831	+0.605	21.802	18.585	22.444
8	12:11:14.283	1:02.362	+0.864	21.027	18.532	22.803	(260) Nicolas Picot						
9	12:12:17.098	1:02.815	+1.317	22.015	18.406	22.394	1	12:04:09.477	1:21.567	+19.762	25.887	30.756	24.924
10	12:13:18.683	1:01.585	+0.087	20.987	18.316	22.282	2	12:05:11.816	1:02.339	+0.534	21.457	18.433	22.449
11	12:14:20.809	1:02.126	+0.628	21.310	18.426	22.390	3	12:06:13.839	1:02.023	+0.218	21.275	18.365	22.383
12	12:15:22.534	1:01.725	+0.227	21.068	18.379	22.278	4	12:07:16.182	1:02.343	+0.538	21.262	18.364	22.717
13	12:16:24.852	1:02.318	+0.820	20.991	18.537	22.790	5	12:08:17.987	1:01.805		21.194	18.302	22.309
(232) Jake Craig							6	12:09:20.023	1:02.036	+0.231	21.367	18.333	22.336
1	12:03:58.144	1:10.364	+8.390	27.233	19.908	23.223	7	12:10:22.075	1:02.052	+0.247	21.237	18.432	22.383
2	12:05:01.679	1:03.535	+1.561	21.930	18.906	22.699	8	12:11:24.168	1:02.093	+0.288	21.307	18.391	22.395
3	12:06:06.062	1:04.383	+2.409	23.137	18.796	22.450	9	12:12:26.304	1:02.136	+0.331	21.295	18.448	22.393
4	12:07:08.571	1:02.509	+0.535	21.692	18.429	22.388	10	12:13:28.374	1:02.070	+0.265	21.306	18.391	22.373
5	12:08:10.545	1:01.974		21.274	18.394	22.306	11	12:14:30.583	1:02.209	+0.404	21.357	18.404	22.448
6	12:09:12.819	1:02.274	+0.300	21.358	18.546	22.370	12	12:15:32.655	1:02.072	+0.267	21.238	18.330	22.504
7	12:10:15.097	1:02.278	+0.304	21.508	18.443	22.327	13	12:16:34.852	1:02.197	+0.392	21.355	18.402	22.440
8	12:11:17.687	1:02.590	+0.616	21.428	18.555	22.607	(210) Martin Mortensen						
9	12:12:20.326	1:02.639	+0.665	21.512	18.554	22.573	1	12:03:55.437	1:08.483	+6.408	25.923	19.549	23.011
10	12:13:22.762	1:02.436	+0.462	21.479	18.519	22.438	2	12:04:58.785	1:03.348	+1.273	21.448	18.664	23.236
11	12:14:25.226	1:02.464	+0.490	21.554	18.454	22.456	3	12:06:01.541	1:02.756	+0.681	21.622	18.628	22.506
12	12:15:27.512	1:02.286	+0.312	21.383	18.452	22.451	4	12:07:03.975	1:02.434	+0.359	21.283	18.509	22.642
13	12:16:29.880	1:02.368	+0.394	21.398	18.418	22.552	5	12:08:06.539	1:02.564	+0.489	21.703	18.501	22.360
(246) Mike Bartels							6	12:09:08.614	1:02.075		21.213	18.375	22.487
1	12:03:57.915	1:10.375	+8.173	25.229	21.218	23.928	7	12:10:10.770	1:02.156	+0.081	21.250	18.432	22.474
2	12:05:02.284	1:04.369	+2.167	22.339	19.154	22.876	8	12:11:13.890	1:03.120	+1.045	21.571	18.878	22.671
3	12:06:07.066	1:04.782	+2.580	22.749	19.118	22.915	9	12:12:32.796	1:18.906	+16.831	37.390	18.813	22.703
4	12:07:09.825	1:02.759	+0.557	21.790	18.502	22.467	10	12:13:35.275	1:02.479	+0.404	21.459	18.510	22.510
5	12:08:12.048	1:02.223	+0.021	21.395	18.419	22.409	11	12:14:37.700	1:02.425	+0.350	21.486	18.461	22.478
6	12:09:14.250	1:02.202		21.389	18.404	22.409	12	12:15:40.108	1:02.408	+0.333	21.491	18.404	22.513
7	12:10:16.621	1:02.371	+0.169	21.397	18.484	22.490	13	12:16:42.531	1:02.423	+0.348	21.424	18.468	22.531
8	12:11:19.237	1:02.616	+0.414	21.463	18.591	22.562	(235) Michael Cool						
9	12:12:21.759	1:02.522	+0.320	21.464	18.629	22.429	1	12:04:16.829	1:30.211	+28.498	48.163	19.164	22.884
10	12:13:23.982	1:02.223	+0.021	21.327	18.453	22.443	2	12:05:19.169	1:02.340	+0.627	21.390	18.494	22.456
11	12:14:26.514	1:02.532	+0.330	21.536	18.514	22.482	3	12:06:21.259	1:02.090	+0.377	21.461	18.359	22.270
12	12:15:28.903	1:02.389	+0.187	21.339	18.448	22.602	4	12:07:23.072	1:01.813	+0.100	21.323	18.235	22.255
13	12:16:31.504	1:02.601	+0.399	21.461	18.521	22.619							





Rotax Euro Challenge Salbris/France

Rotax Seniors

Salbris 1,477 Km

Pre-Final

05.04.2015 12:00

Race (13 Laps) started at 12:02:46

Lap	Time of Day	Lap Tm	Diff	S1 Tm	S2 Tm	S3 Tm	Lap	Time of Day	Lap Tm	Diff	S1 Tm	S2 Tm	S3 Tm
5	12:08:24.785	1:01.713		21.127	18.314	22.272	11	12:14:48.374	1:04.772	+0.774	22.367	19.071	23.334
6	12:09:26.817	1:02.032	+0.319	21.328	18.352	22.352	12	12:15:52.372	1:03.998		21.936	18.893	23.169
7	12:10:29.237	1:02.420	+0.707	21.309	18.716	22.395	13	12:16:56.734	1:04.362	+0.364	22.055	19.034	23.273
8	12:11:31.512	1:02.275	+0.562	21.373	18.446	22.456	(239) Joel Deptuch						
9	12:12:33.774	1:02.262	+0.549	21.293	18.518	22.451	1	12:03:53.784	1:06.549	+4.717	25.093	19.047	22.409
10	12:13:35.968	1:02.194	+0.481	21.284	18.490	22.420	2	12:04:58.478	1:04.694	+2.862	22.038	19.469	23.187
11	12:14:38.110	1:02.142	+0.429	21.324	18.444	22.374	3	12:06:01.036	1:02.558	+0.726	21.551	18.793	22.214
12	12:15:40.543	1:02.433	+0.720	21.601	18.426	22.406	4	12:07:02.868	1:01.832		21.375	18.336	22.121
13	12:16:42.737	1:02.194	+0.481	21.315	18.444	22.435	5	12:08:04.877	1:02.009	+0.177	21.439	18.324	22.246
(221) Louis-Ferdinand Simmenauer						6	12:09:06.973	1:02.096	+0.264	21.326	18.634	22.136	
1	12:04:14.151	1:27.453	+25.457	44.600	19.429	23.424	7	12:10:09.201	1:02.228	+0.396	21.384	18.711	22.133
2	12:05:17.626	1:03.475	+1.479	21.793	18.802	22.880	8	12:11:13.353	1:04.152	+2.320	22.079	19.599	22.474
3	12:06:20.349	1:02.723	+0.727	21.639	18.535	22.549	(223) Max Timmermans						
4	12:07:22.851	1:02.502	+0.506	21.494	18.363	22.645	1	12:03:59.634	1:12.984	+11.295	30.570	19.169	23.245
5	12:08:25.052	1:02.201	+0.205	21.536	18.323	22.342	2	12:05:02.385	1:02.751	+1.062	21.449	18.722	22.580
6	12:09:27.102	1:02.050	+0.054	21.214	18.406	22.430	3	12:06:04.969	1:02.584	+0.895	21.573	18.511	22.500
7	12:10:30.005	1:02.903	+0.907	21.184	18.970	22.749	4	12:07:06.852	1:01.883	+0.194	21.281	18.334	22.268
8	12:11:32.145	1:02.140	+0.144	21.256	18.446	22.438	5	12:08:08.848	1:01.996	+0.307	21.318	18.487	22.191
9	12:12:34.142	1:01.997	+0.001	21.226	18.384	22.387	6	12:09:10.537	1:01.689		21.189	18.274	22.226
10	12:13:36.138	1:01.996		21.237	18.351	22.408	7	12:10:12.863	1:02.326	+0.637	21.394	18.582	22.350
11	12:14:38.384	1:02.246	+0.250	21.407	18.418	22.421	(229) Dave Blom						
12	12:15:40.918	1:02.534	+0.538	21.847	18.343	22.344	1	12:03:57.257	1:08.871	+7.264	26.156	19.336	23.379
13	12:16:42.930	1:02.012	+0.016	21.212	18.344	22.456	2	12:04:59.709	1:02.452	+0.845	21.446	18.508	22.498
(219) Rinus van Kalmthout						3	12:06:01.703	1:01.994	+0.387	21.398	18.371	22.225	
1	12:04:15.616	1:29.179	+27.418	46.870	19.146	23.163	4	12:07:03.730	1:02.027	+0.420	21.343	18.438	22.246
2	12:05:18.946	1:03.330	+1.569	21.832	18.597	22.901	5	12:08:05.337	1:01.607		21.198	18.256	22.153
3	12:06:21.957	1:03.011	+1.250	21.764	18.522	22.725	6	12:09:07.368	1:02.031	+0.424	21.157	18.686	22.188
4	12:07:24.623	1:02.666	+0.905	21.897	18.341	22.428	(207) Brett Ward						
5	12:08:26.512	1:01.889	+0.128	21.259	18.256	22.374	1	12:04:24.986	1:38.034	+36.527	55.881	19.055	23.098
6	12:09:28.583	1:02.071	+0.310	21.303	18.363	22.405	2	12:05:27.636	1:02.650	+1.143	21.459	18.660	22.531
7	12:10:30.716	1:02.133	+0.372	21.218	18.412	22.503	3	12:06:29.747	1:02.111	+0.604	21.355	18.363	22.393
8	12:11:32.575	1:01.859	+0.098	21.182	18.346	22.331	4	12:07:31.254	1:01.507		21.089	18.192	22.226
9	12:12:34.606	1:02.031	+0.270	21.131	18.403	22.497	5	12:08:32.896	1:01.642	+0.135	21.140	18.185	22.317
10	12:13:36.367	1:01.761		21.009	18.354	22.398	6	12:09:34.531	1:01.635	+0.128	21.145	18.261	22.229
11	12:14:38.551	1:02.184	+0.423	21.334	18.368	22.482	7	12:10:36.266	1:01.735	+0.228	21.202	18.275	22.258
12	12:15:41.175	1:02.624	+0.863	21.750	18.478	22.396	8	12:11:37.927	1:01.661	+0.154	21.142	18.253	22.266
13	12:16:43.093	1:01.918	+0.157	21.135	18.364	22.419	9	12:12:39.568	1:01.641	+0.134	21.101	18.257	22.283
(207) Brett Ward						10	12:13:41.640	1:02.072	+0.565	21.466	18.307	22.299	
1	12:04:24.986	1:38.034	+36.527	55.881	19.055	23.098	11	12:14:43.430	1:01.790	+0.283	21.295	18.210	22.285
2	12:05:27.636	1:02.650	+1.143	21.459	18.660	22.531	12	12:15:45.311	1:01.881	+0.374	21.225	18.329	22.327
3	12:06:29.747	1:02.111	+0.604	21.355	18.363	22.393	13	12:16:47.620	1:02.309	+0.802	21.267	18.379	22.663
4	12:07:31.254	1:01.507		21.089	18.192	22.226	(238) Manuel Maldonado						
5	12:08:32.896	1:01.642	+0.135	21.140	18.185	22.317	1	12:04:00.490	1:12.864	+8.866	28.521	20.075	24.268
6	12:09:34.531	1:01.635	+0.128	21.145	18.261	22.229	2	12:05:05.871	1:05.381	+1.383	22.563	19.261	23.557
7	12:10:36.266	1:01.735	+0.228	21.202	18.275	22.258	3	12:06:11.094	1:05.223	+1.225	22.383	19.423	23.417
8	12:11:37.927	1:01.661	+0.154	21.142	18.253	22.266	4	12:07:16.685	1:05.591	+1.593	22.986	19.218	23.387
9	12:12:39.568	1:01.641	+0.134	21.101	18.257	22.283	5	12:08:21.309	1:04.624	+0.626	22.437	19.091	23.096
10	12:13:41.640	1:02.072	+0.565	21.466	18.307	22.299	6	12:09:25.623	1:04.314	+0.316	22.111	19.133	23.070
11	12:14:43.430	1:01.790	+0.283	21.295	18.210	22.285	7	12:10:30.373	1:04.750	+0.752	22.137	19.414	23.199
12	12:15:45.311	1:01.881	+0.374	21.225	18.329	22.327	8	12:11:35.005	1:04.632	+0.634	22.186	19.184	23.262
13	12:16:47.620	1:02.309	+0.802	21.267	18.379	22.663	9	12:12:39.299	1:04.294	+0.296	21.858	19.011	23.425
(238) Manuel Maldonado						10	12:13:43.602	1:04.303	+0.305	22.178	18.947	23.178	

Rotax Euro Challenge
 Class: Seniors
 Date/Time: 05.04.2015 14:50

Track: Salbris / France
 Heat: Final
 Laps: 16

Edition 1

Max Timmermans **223** Laps 7
 Tm. 7:26.650
 33

Manuel Maldonado **238** Laps 13
 Tm. 14:10.521
 31

Rinus van Kalmthout **219** Laps 13
 Tm. 13:56.880
 29

Michael Cool **235** Laps 13
 Tm. 13:56.524
 27

Nicolas Picot **260** Laps 13
 Tm. 13:48.639
 25

Harry Webb **201** Laps 13
 Tm. 13:45.671
 23

Jake Craig **232** Laps 13
 Tm. 13:43.667
 21

Glenn van Parijs **212** Laps 13
 Tm. 13:41.712
 19

Oliver Askew **241** Laps 13
 Tm. 13:41.185
 17

Luc Willemse **228** Laps 13
 Tm. 13:40.071
 15

Antti Johansson **272** Laps 13
 Tm. 13:39.118
 13

Tom Grice **209** Laps 13
 Tm. 13:37.212
 11

Luke Varley **215** Laps 13
 Tm. 13:35.023
 9

Jai Nijjar **270** Laps 13
 Tm. 13:32.923
 7

Sam Marsh **266** Laps 13
 Tm. 13:32.637
 5

Berkay Besler **233** Laps 13
 Tm. 13:28.986
 3

Pierce Lehane **206** Laps 13
 Tm. 13:26.465
 1

Pole Position

17 Dave Blom **259** Laps 6
 Tm. 6:21.155
 34

16 Joel Deptuch **239** Laps 8
 Tm. 8:27.140
 32

15 Brett Ward **207** Laps 13
 Tm. 14:01.407
 30

14 Louis-Ferdinand Simmenauer **221** Laps 13
 Tm. 13:56.717
 28

13 Martin Mortensen **210** Laps 13
 Tm. 13:56.318
 26

12 Petr Bezel **244** Laps 13
 Tm. 13:45.962
 24

11 Mike Bartels **246** Laps 13
 Tm. 13:45.291
 22

10 Leonard Hoogenboom **218** Laps 13
 Tm. 13:43.639
 20

9 Carlos Gil **261** Laps 13
 Tm. 13:41.544
 18

8 Viktor Oberg **204** Laps 13
 Tm. 13:40.164
 16

7 Denis Mavlanov **236** Laps 13
 Tm. 13:39.178
 14

6 Mauricio van der Laan **225** Laps 13
 Tm. 13:38.441
 12

5 Adrien Renaudin **256** Laps 13
 Tm. 13:35.301
 10

4 Thomas Preining **243** Laps 13
 Tm. 13:34.929
 8

3 Shane Daly **231** Laps 13
 Tm. 13:32.670
 6

2 Edward Brand **203** Laps 13
 Tm. 13:32.055
 4

1 John Stewart **265** Laps 13
 Tm. 13:26.550
 2

Row

Clerk of the course Thomas Lainer:
 Stewards (Chairman) Horst Seidel:

Scrutineer Paul Klaassen:
 Timekeeping M. Wagner:



Rotax Euro Challenge Salbris/France

Rotax Seniors

Salbris 1,477 Km

Final

-NEW-

05.04.2015 14:50

Race (16 Laps) started at 14:52:44

Pos	No.	Name	Nat.	Chassis	Race Team	Laps	Total Tm	Diff	Best Tm	In Lap	km/h	Points
1	206	Pierce Lehane	AUS	Tonykart	Strawberry Racing	16	16:30.438		1:01.572	7	86,357	55
2	265	John Stewart	GBR	Tonykart	Strawberry Racing	16	16:31.274	0.836	1:01.470	7	86,501	52
3	270	Jai Nijjar	GBR	Tonykart	Strawberry Racing	16	16:32.270	1.832	1:01.378	5	86,630	50
4	233	Berkay Besler	TUR	Intrepid	Bouvin Power	16	16:34.239	3.801	1:01.483	5	86,482	49
5	243	Thomas Preining	AUT	Intrepid	Team TKP	16	16:37.296	6.858	1:01.096	6	87,030	48
6	212	Glenn van Parijs	BEL	Tonykart	Bouvin Power	16	16:37.511	7.073	1:01.336	6	86,690	47
7	203	Edward Brand	GBR	CRG	CRG SPA	16	16:39.480	9.042	1:01.399	6	86,601	46
8	256	Adrien Renaudin	FRA	Sodi	Kart Pro Racing	16	16:39.657	9.219	1:01.180	7	86,911	45
9	209	Tom Grice	GBR	Intrepid	Intrepid Driver Program	16	16:40.292	9.854	1:01.455	5	86,522	44
10	231	Shane Daly	IRL	FA Kart	Dan Holland Racing	16	16:42.358	11.920	1:01.851	13	85,968	43
11	210	Martin Mortensen	DEU	Formula K	Formula K Kartschmie.de	16	16:42.742	12.304	1:01.612	5	86,301	42
12	260	Nicolas Picot	FRA	Sodikart	KPR	16	16:43.314	12.876	1:01.867	11	85,946	41
13	207	Brett Ward	GBR	Kosmic	Aim Motorsport	16	16:43.555	13.117	1:01.412	14	86,582	40
14	266	Sam Marsh	GBR	Alonso	Dan Holland Racing	16	16:44.208	13.770	1:01.450	8	86,529	39
15	225	Mauricio van der Laan	ESP	CRG	CRG SPA	16	16:44.734	14.296	1:01.549	14	86,390	38
16	204	Viktor Oberg	SWE	Gillard	PDB Racing Team	16	16:44.977	14.539	1:01.603	5	86,314	37
17	239	Joel Deptuch	FRA	FA Kart	Team Race Evo	16	16:45.508	15.070	1:01.527	14	86,421	36
18	219	Rinus van Kalmthout	NLD	FA Kart	Team TKP	16	16:46.515	16.077	1:01.496	6	86,464	35
19	221	Louis-Ferdinand Simmenau	FRA	Tonykart	Jana Racing	16	16:46.822	16.384	1:01.300	5	86,741	34
20	215	Luke Varley	UAE	Sodikart	Sodikart	16	16:46.998	16.560	1:01.462	14	86,512	33
21	228	Luc Willemsse	NLD	FA Kart	Team TKP	16	16:47.153	16.715	1:01.640	14	86,262	32
22	201	Harry Webb	GBR	CRG	CRG SPA	16	16:47.915	17.477	1:01.588	14	86,335	31
23	238	Manuel Maldonado	GBR	Tonykart	MBR Racing	16	16:48.206	17.768	1:01.650	7	86,248	30
24	259	Dave Blom	NLD	Intrepid	Intrepid Driver Program	16	16:50.062	19.624	1:01.629	5	86,278	29
25	223	Max Timmermans	BEL	Tonykart	DAEMS Racing	16	16:51.624	21.186	1:01.548	7	86,391	28
26	246	Mike Bartels	NLD	Gillard	PDB Racing Team	16	16:53.324	22.886	1:02.017	6	85,738	27
27	218	Leonard Hoogenboom	NLD	Tonykart	Strawberry Racing	16	16:58.281	27.843	1:01.556	9	86,380	26
28	272	Antti Johansson	FIN	OTK	TBA	16	16:58.494	28.056	1:01.846	7	85,975	25
29	261	Carlos Gil	ESP	Sodikart	Sodikart	16	17:00.232	29.794	1:01.574	6	86,355	24
30	244	Petr Bezel	CZE	MSKart	Bezel Petr	16	17:01.823	31.385	1:02.417	5	85,188	23
31	236	Denis Mavlanov	RUS	Tonykart	KR Sport	16	17:11.166	40.728	1:01.824	5	86,005	22
32	235	Michael Cool	BEL	Tonykart	Bouvin Power	7	7:28.120	9 Laps	1:01.956	5	85,822	21
33	232	Jake Craig	USA	Formula K	Formula K Kartschmie.de	2	2:12.003	14 Laps	1:04.907	2	81,920	20
34	241	Oliver Askew	USA	BirelART	BirelART/KMS		0.741	16 Laps		0	-	19

Announcements

These results are provisional until the conclusion of any judicial and technical matters!

No. 243 + 256 time penalty 3 sec. / leaving corridor with 2 wheels

No. 261 time penalty 10 sec. / unfair driving

No. 203 time penalty 5 sec. / unfair driving

Margin of Victory	Ø km/h	Best Lap Tm	km/h	Best Lap by
0.836	85,897	1:01.096	87,030	243 - Thomas Preining

Official Timing www.rgmmc.com

Orbits

Timekeeping M. Wagner:

Clerk of the course Thomas Lainer:

www.mylaps.com

Steward Horst Seidel:

Chief Scrutineer Paul Klaassen:

Licensed to: Motorsport Events

Printed: 05.04.2015 16:29:45

posted at:

h



Rotax Euro Challenge Salbris/France

Rotax Seniors

Salbris 1,477 Km

Final

05.04.2015 14:50

Race (16 Laps) started at 14:52:44

Lap	Time of Day	Lap Tm	Diff	S1 Tm	S2 Tm	S3 Tm	Lap	Time of Day	Lap Tm	Diff	S1 Tm	S2 Tm	S3 Tm
(206) Pierce Lehane							11	15:04:06.220	1:01.620	+0.137	21.152	18.252	22.216
1	14:53:46.832	1:02.773	+1.201	21.762	18.500	22.511	12	15:05:07.858	1:01.638	+0.155	21.129	18.327	22.182
2	14:54:49.959	1:03.127	+1.555	21.919	18.688	22.520	13	15:06:09.653	1:01.795	+0.312	21.222	18.364	22.209
3	14:55:52.027	1:02.068	+0.496	21.366	18.402	22.300	14	15:07:11.285	1:01.632	+0.149	21.087	18.330	22.215
4	14:56:53.890	1:01.863	+0.291	21.150	18.393	22.320	15	15:08:15.144	1:03.859	+2.376	22.291	18.565	23.003
5	14:57:55.588	1:01.698	+0.126	21.252	18.212	22.234	16	15:09:18.298	1:03.154	+1.671	21.560	18.776	22.818
6	14:58:57.238	1:01.650	+0.078	21.180	18.232	22.238	(203) Edward Brand						
7	14:59:58.810	1:01.572		21.113	18.247	22.212	1	14:53:49.896	1:05.688	+4.289	24.024	18.965	22.699
8	15:01:00.434	1:01.624	+0.052	21.138	18.277	22.209	2	14:54:53.768	1:03.872	+2.473	22.324	19.039	22.509
9	15:02:02.224	1:01.790	+0.218	21.145	18.312	22.333	3	14:55:56.321	1:02.553	+1.154	21.244	19.002	22.307
10	15:03:04.003	1:01.779	+0.207	21.193	18.307	22.279	4	14:56:57.819	1:01.498	+0.099	20.984	18.295	22.219
11	15:04:05.682	1:01.679	+0.107	21.166	18.265	22.248	5	14:57:59.251	1:01.432	+0.033	21.104	18.206	22.122
12	15:05:07.345	1:01.663	+0.091	21.151	18.234	22.278	6	14:59:00.650	1:01.399		21.097	18.185	22.117
13	15:06:09.086	1:01.741	+0.169	21.140	18.298	22.303	7	15:00:02.054	1:01.404	+0.005	21.024	18.190	22.190
14	15:07:10.841	1:01.755	+0.183	21.187	18.296	22.272	8	15:01:03.624	1:01.570	+0.171	21.044	18.314	22.212
15	15:08:12.638	1:01.797	+0.225	21.219	18.348	22.230	9	15:02:05.172	1:01.548	+0.149	20.988	18.351	22.209
16	15:09:14.497	1:01.859	+0.287	21.148	18.323	22.388	10	15:03:06.675	1:01.503	+0.104	21.053	18.278	22.172
(265) John Stewart							11	15:04:09.063	1:02.388	+0.989	21.462	18.664	22.262
1	14:53:47.992	1:03.851	+2.381	22.754	18.611	22.486	12	15:05:10.621	1:01.558	+0.159	21.026	18.246	22.286
2	14:54:50.964	1:02.972	+1.502	21.828	18.654	22.490	13	15:06:12.331	1:01.710	+0.311	21.157	18.322	22.231
3	14:55:52.935	1:01.971	+0.501	21.381	18.338	22.252	14	15:07:13.959	1:01.628	+0.229	20.947	18.414	22.267
4	14:56:54.540	1:01.605	+0.135	21.049	18.305	22.251	15	15:08:15.528	1:01.569	+0.170	21.077	18.318	22.174
5	14:57:56.088	1:01.548	+0.078	21.192	18.212	22.144	16	15:09:18.539	1:03.011	+1.612	21.360	18.879	22.772
6	14:58:57.856	1:01.768	+0.298	21.037	18.600	22.131	(243) Thomas Preining						
7	14:59:59.326	1:01.470		21.035	18.282	22.153	1	14:53:51.831	1:07.336	+6.240	25.161	19.301	22.874
8	15:01:00.881	1:01.555	+0.085	21.028	18.343	22.184	2	14:54:55.112	1:03.281	+2.185	21.921	18.793	22.567
9	15:02:02.483	1:01.602	+0.132	21.003	18.343	22.256	3	14:55:57.655	1:02.543	+1.447	21.616	18.544	22.383
10	15:03:04.183	1:01.700	+0.230	21.144	18.340	22.216	4	14:56:58.882	1:01.227	+0.131	20.856	18.254	22.117
11	15:04:05.849	1:01.666	+0.196	21.158	18.294	22.214	5	14:58:00.181	1:01.299	+0.203	21.127	18.101	22.071
12	15:05:07.559	1:01.710	+0.240	21.135	18.297	22.278	6	14:59:01.277	1:01.096		20.893	18.109	22.094
13	15:06:09.339	1:01.780	+0.310	21.182	18.343	22.255	7	15:00:02.385	1:01.108	+0.012	20.818	18.177	22.113
14	15:07:11.090	1:01.751	+0.281	21.111	18.359	22.281	8	15:01:04.169	1:01.784	+0.688	21.139	18.488	22.157
15	15:08:13.525	1:02.435	+0.965	21.805	18.384	22.246	9	15:02:05.571	1:01.402	+0.306	20.906	18.283	22.213
16	15:09:15.333	1:01.808	+0.338	21.146	18.376	22.286	10	15:03:06.941	1:01.370	+0.274	20.970	18.224	22.176
(270) Jai Nijjar							11	15:04:08.845	1:01.904	+0.808	21.260	18.382	22.262
1	14:53:48.197	1:03.893	+2.515	22.857	18.597	22.439	12	15:05:10.380	1:01.535	+0.439	21.027	18.220	22.288
2	14:54:51.261	1:03.064	+1.686	21.799	18.817	22.448	13	15:06:12.052	1:01.672	+0.576	21.135	18.273	22.264
3	14:55:53.249	1:01.988	+0.610	21.313	18.442	22.233	14	15:07:13.543	1:01.491	+0.395	20.961	18.272	22.258
4	14:56:54.877	1:01.628	+0.250	21.047	18.376	22.205	15	15:08:15.203	1:01.660	+0.564	20.945	18.218	22.497
5	14:57:56.255	1:01.378		21.000	18.262	22.116	16	15:09:18.355	1:03.152	+2.056	21.621	18.819	22.712
6	14:58:57.690	1:01.435	+0.057	20.985	18.251	22.199	(212) Glenn van Parijs						
7	14:59:59.222	1:01.532	+0.154	21.000	18.287	22.245	1	14:53:50.990	1:06.104	+4.768	23.909	19.090	23.105
8	15:01:01.149	1:01.927	+0.549	21.324	18.390	22.213	2	14:54:54.071	1:03.081	+1.745	22.004	18.583	22.494
9	15:02:03.207	1:02.058	+0.680	21.358	18.437	22.263	3	14:55:56.186	1:02.115	+0.779	21.279	18.469	22.367
10	15:03:04.879	1:01.672	+0.294	21.020	18.417	22.235	4	14:56:58.140	1:01.954	+0.618	21.348	18.328	22.278
11	15:04:06.449	1:01.570	+0.192	21.032	18.334	22.204	5	14:57:59.601	1:01.461	+0.125	21.065	18.166	22.230
12	15:05:08.139	1:01.690	+0.312	21.045	18.381	22.264	6	14:59:00.937	1:01.336		21.009	18.167	22.160
13	15:06:09.982	1:01.843	+0.465	21.127	18.434	22.282	7	15:00:02.280	1:01.343	+0.007	20.866	18.234	22.243
14	15:07:11.670	1:01.688	+0.310	21.018	18.389	22.281	8	15:01:04.479	1:02.199	+0.863	21.076	18.847	22.276
15	15:08:14.236	1:02.566	+1.188	21.722	18.500	22.344	9	15:02:06.136	1:01.657	+0.321	21.013	18.341	22.303
16	15:09:16.329	1:02.093	+0.715	21.215	18.443	22.435	10	15:03:10.000	1:03.864	+2.528	21.158	19.975	22.731
(233) Berkay Besler							11	15:04:11.869	1:01.869	+0.533	21.122	18.339	22.408
1	14:53:47.651	1:03.487	+2.004	22.449	18.588	22.450	12	15:05:13.783	1:01.914	+0.578	21.117	18.352	22.445
2	14:54:51.124	1:03.473	+1.990	22.126	18.869	22.478	13	15:06:15.819	1:02.036	+0.700	21.304	18.334	22.398
3	14:55:53.090	1:01.966	+0.483	21.369	18.390	22.207	14	15:07:17.648	1:01.829	+0.493	21.010	18.425	22.394
4	14:56:54.999	1:01.909	+0.426	21.124	18.632	22.153	15	15:08:19.491	1:01.843	+0.507	21.131	18.340	22.372
5	14:57:56.482	1:01.483		21.109	18.325	22.049	16	15:09:21.570	1:02.079	+0.743	21.139	18.491	22.449
6	14:58:58.050	1:01.568	+0.085	21.005	18.409	22.154	(256) Adrien Renaudin						
7	14:59:59.586	1:01.536	+0.053	21.014	18.345	22.177	1	14:53:51.903	1:07.339	+6.159	24.958	19.590	22.791
8	15:01:01.239	1:01.653	+0.170	21.134	18.385	22.134	2	14:54:55.295	1:03.392	+2.212	22.001	18.802	22.589
9	15:02:03.007	1:01.768	+0.285	21.127	18.406	22.235	3	14:55:57.275	1:01.980	+0.800	21.138	18.498	22.344
10	15:03:04.600	1:01.593	+0.110	21.095	18.309	22.189	4	14:56:58.716	1:01.441	+0.261	21.036	18.265	22.140

Timekeeping M. Wagner:



Clerk of the course Thomas Lainer:

Steward Horst Seidel:

Chief Scrutineer Paul Klaassen:





Rotax Euro Challenge Salbris/France

Rotax Seniors

Salbris 1,477 Km

Final

05.04.2015 14:50

Race (16 Laps) started at 14:52:44

Lap	Time of Day	Lap Tm	Diff	S1 Tm	S2 Tm	S3 Tm	Lap	Time of Day	Lap Tm	Diff	S1 Tm	S2 Tm	S3 Tm
5	14:57:59.988	1:01.272	+0.092	21.043	18.146	22.083							
6	14:59:01.794	1:01.806	+0.626	21.334	18.345	22.127							
7	15:00:02.974	1:01.180		20.933	18.137	22.110							
8	15:01:04.561	1:01.587	+0.407	21.010	18.343	22.234							
9	15:02:06.464	1:01.903	+0.723	21.194	18.466	22.243							
10	15:03:09.518	1:03.054	+1.874	21.048	19.521	22.485							
11	15:04:11.311	1:01.793	+0.613	21.168	18.319	22.306							
12	15:05:13.071	1:01.760	+0.580	21.141	18.264	22.355							
13	15:06:14.974	1:01.903	+0.723	21.253	18.330	22.320							
14	15:07:16.822	1:01.848	+0.668	21.121	18.381	22.346							
15	15:08:18.650	1:01.828	+0.648	21.200	18.306	22.322							
16	15:09:20.716	1:02.066	+0.886	21.224	18.439	22.403							
(209) Tom Grice													
1	14:53:50.101	1:05.516	+4.061	23.932	18.967	22.617							
2	14:54:53.467	1:03.366	+1.911	22.177	18.691	22.498							
3	14:55:55.506	1:02.039	+0.584	21.298	18.365	22.376							
4	14:56:57.154	1:01.648	+0.193	21.150	18.240	22.258							
5	14:57:58.609	1:01.455		21.124	18.157	22.174							
6	14:59:00.087	1:01.478	+0.023	21.119	18.163	22.196							
7	15:00:01.574	1:01.487	+0.032	21.080	18.180	22.227							
8	15:01:03.041	1:01.467	+0.012	21.002	18.281	22.184							
9	15:02:04.637	1:01.596	+0.141	21.078	18.275	22.243							
10	15:03:06.165	1:01.528	+0.073	21.045	18.254	22.229							
11	15:04:07.752	1:01.587	+0.132	21.074	18.212	22.301							
12	15:05:09.459	1:01.707	+0.252	21.097	18.298	22.312							
13	15:06:11.203	1:01.744	+0.289	21.177	18.349	22.218							
14	15:07:12.774	1:01.571	+0.116	21.072	18.241	22.258							
15	15:08:22.019	1:09.245	+7.790	21.096	18.378	29.771							
16	15:09:24.351	1:02.332	+0.877	21.466	18.486	22.380							
(207) Brett Ward													
1	14:53:59.427	1:13.284	+11.872			24.733							
2	14:55:01.076	1:01.649	+0.237	21.210	18.263	22.176							
3	14:56:03.132	1:02.056	+0.644	21.052	18.471	22.533							
4	14:57:05.130	1:01.998	+0.586	21.530	18.274	22.194							
5	14:58:06.951	1:01.821	+0.409	21.420	18.318	22.083							
6	14:59:08.926	1:01.975	+0.563	21.150	18.642	22.183							
7	15:00:10.587	1:01.661	+0.249	21.343	18.160	22.158							
8	15:01:12.020	1:01.433	+0.021	20.856	18.294	22.283							
9	15:02:13.634	1:01.614	+0.202	21.129	18.255	22.230							
10	15:03:15.740	1:02.106	+0.694	21.039	18.496	22.571							
11	15:04:17.589	1:01.849	+0.437	21.344	18.354	22.151							
12	15:05:19.368	1:01.779	+0.367	21.176	18.317	22.286							
13	15:06:21.102	1:01.734	+0.322	21.228	18.258	22.248							
14	15:07:22.514	1:01.412		20.960	18.272	22.180							
15	15:08:24.731	1:02.217	+0.805	21.412	18.500	22.305							
16	15:09:27.614	1:02.883	+1.471	21.680	18.782	22.421							
(266) Sam Marsh													
1	14:53:58.005	1:13.775	+12.325	32.235	18.979	22.561							
2	14:54:59.921	1:01.916	+0.466	21.313	18.320	22.283							
3	14:56:02.670	1:02.749	+1.299	21.518	18.618	22.613							
4	14:57:04.999	1:02.329	+0.879	21.762	18.356	22.211							
5	14:58:06.823	1:01.824	+0.374	21.457	18.242	22.125							
6	14:59:09.173	1:02.350	+0.900	21.082	18.924	22.344							
7	15:00:10.846	1:01.673	+0.223	21.152	18.316	22.205							
8	15:01:12.296	1:01.450		20.928	18.267	22.255							
9	15:02:13.940	1:01.644	+0.194	21.120	18.345	22.179							
10	15:03:16.075	1:02.135	+0.685	21.038	18.712	22.385							
11	15:04:17.917	1:01.842	+0.392	21.127	18.497	22.218							
12	15:05:19.680	1:01.763	+0.313	21.109	18.367	22.287							
13	15:06:21.297	1:01.617	+0.167	21.059	18.334	22.224							
14	15:07:22.751	1:01.454	+0.004	20.977	18.334	22.143							
15	15:08:24.905	1:02.154	+0.704	21.244	18.584	22.326							
16	15:09:28.267	1:03.362	+1.912	21.566	19.071	22.725							
(225) Mauricio van der Laan													
1	14:53:54.068	1:09.389	+7.840	25.982	20.434	22.973							
2	14:54:56.760	1:02.692	+1.143	21.611	18.668	22.413							
3	14:55:59.958	1:03.198	+1.649	21.528	19.136	22.534							
4	14:57:02.592	1:02.634	+1.085	21.834	18.463	22.337							
5	14:58:04.323	1:01.731	+0.182	21.169	18.310	22.252							
6	14:59:06.684	1:02.361	+0.812	21.715	18.301	22.345							
7	15:00:08.434	1:01.750	+0.201	21.301	18.183	22.266							
8	15:01:10.042	1:01.608	+0.059	20.994	18.338	22.276							
9	15:02:12.114	1:02.072	+0.523	21.487	18.339	22.246							
10	15:03:15.526	1:03.412	+1.863	22.264	18.812	22.336							

Timekeeping M. Wagner:  Clerk of the course Thomas Lainer:

Steward Horst Seidel: Chief Scrutineer Paul Klaassen:





Rotax Euro Challenge Salbris/France

Rotax Seniors

Salbris 1,477 Km

Final

05.04.2015 14:50

Race (16 Laps) started at 14:52:44

Lap	Time of Day	Lap Tm	Diff	S1 Tm	S2 Tm	S3 Tm	Lap	Time of Day	Lap Tm	Diff	S1 Tm	S2 Tm	S3 Tm
11	15:04:17.464	1:01.938	+0.389	21.415	18.304	22.219	5	14:58:04.475	1:01.300		20.987	18.122	22.191
12	15:05:19.892	1:02.428	+0.879	21.451	18.355	22.622	6	14:59:06.413	1:01.938	+0.638	21.358	18.310	22.270
13	15:06:21.673	1:01.781	+0.232	21.166	18.333	22.282	7	15:00:07.959	1:01.546	+0.246	21.163	18.206	22.177
14	15:07:23.222	1:01.549		21.076	18.303	22.170	8	15:01:09.933	1:01.974	+0.674	21.106	18.437	22.431
15	15:08:25.391	1:02.169	+0.620	21.198	18.654	22.317	9	15:02:11.975	1:02.042	+0.742	21.230	18.403	22.409
16	15:09:28.793	1:03.402	+1.853	21.459	18.963	22.980	10	15:03:16.482	1:04.507	+3.207	22.637	19.278	22.592
(204) Viktor Oberg							11	15:04:18.528	1:02.046	+0.746	21.356	18.417	22.273
1	14:53:52.097	1:07.287	+5.684	25.002	19.395	22.890	12	15:05:21.127	1:02.599	+1.299	21.453	18.680	22.466
2	14:54:56.172	1:04.075	+2.472	22.866	18.693	22.516	13	15:06:23.126	1:01.999	+0.699	21.224	18.334	22.441
3	14:55:58.763	1:02.591	+0.988	21.740	18.569	22.282	14	15:07:25.013	1:01.887	+0.587	21.167	18.332	22.388
4	14:57:00.449	1:01.686	+0.083	21.109	18.327	22.250	15	15:08:26.940	1:01.927	+0.627	21.224	18.357	22.346
5	14:58:02.052	1:01.603		21.003	18.359	22.241	16	15:09:30.881	1:03.941	+2.641	22.216	18.874	22.851
6	14:59:04.652	1:02.600	+0.997	21.780	18.500	22.320	(215) Luke Varley						
7	15:00:07.053	1:02.401	+0.798	21.456	18.407	22.538	1	14:53:55.495	1:10.995	+9.533	26.509	21.305	23.181
8	15:01:09.590	1:02.537	+0.934	21.626	18.520	22.391	2	14:54:58.839	1:03.344	+1.882	22.363	18.668	22.313
9	15:02:11.644	1:02.054	+0.451	21.239	18.446	22.369	3	14:56:03.342	1:04.503	+3.041	22.941	19.066	22.496
10	15:03:14.742	1:03.098	+1.495	22.344	18.454	22.300	4	14:57:07.031	1:03.689	+2.227	22.730	18.766	22.193
11	15:04:16.617	1:01.875	+0.272	21.243	18.340	22.292	5	14:58:09.876	1:02.845	+1.383	22.108	18.579	22.158
12	15:05:18.459	1:01.842	+0.239	21.147	18.395	22.300	6	14:59:11.476	1:01.600	+0.138	21.105	18.340	22.155
13	15:06:20.436	1:01.977	+0.374	21.236	18.420	22.321	7	15:00:12.959	1:01.483	+0.021	21.036	18.201	22.246
14	15:07:22.234	1:01.798	+0.195	21.099	18.397	22.302	8	15:01:15.831	1:02.872	+1.410	21.636	18.954	22.282
15	15:08:25.251	1:03.017	+1.414	22.085	18.614	22.318	9	15:02:17.841	1:02.010	+0.548	21.445	18.479	22.086
16	15:09:29.036	1:03.785	+2.182	21.500	18.918	23.367	10	15:03:19.601	1:01.760	+0.298	21.311	18.352	22.097
(239) Joel Deptuch							11	15:04:21.224	1:01.623	+0.161	21.157	18.295	22.171
1	14:53:55.101	1:08.892	+7.365	24.868	20.801	23.223	12	15:05:23.235	1:02.011	+0.549	21.232	18.379	22.400
2	14:54:58.022	1:02.921	+1.394	21.864	18.677	22.380	13	15:06:25.168	1:01.933	+0.471	21.332	18.412	22.189
3	14:56:01.667	1:03.645	+2.118	21.919	18.565	23.161	14	15:07:26.630	1:01.462		21.045	18.322	22.095
4	14:57:04.068	1:02.401	+0.874	21.725	18.377	22.299	15	15:08:28.219	1:01.589	+0.127	21.089	18.309	22.191
5	14:58:06.455	1:02.387	+0.860	21.913	18.342	22.132	16	15:09:31.057	1:02.838	+1.376	21.335	18.700	22.803
6	14:59:09.630	1:03.175	+1.648	22.294	18.403	22.478	(228) Luc Willemse						
7	15:00:11.552	1:01.922	+0.395	21.098	18.644	22.180	1	14:53:51.590	1:06.856	+5.216	24.195	19.351	23.310
8	15:01:13.839	1:02.287	+0.760	21.297	18.713	22.277	2	14:54:55.922	1:04.332	+2.692	22.574	18.766	22.992
9	15:02:15.542	1:01.703	+0.176	21.182	18.333	22.188	3	14:55:59.849	1:03.927	+2.287	22.294	19.081	22.552
10	15:03:17.111	1:01.569	+0.042	21.119	18.314	22.136	4	14:57:03.422	1:03.573	+1.933	22.099	18.967	22.507
11	15:04:18.642	1:01.531	+0.004	21.141	18.304	22.086	5	14:58:05.069	1:01.647	+0.007	21.113	18.228	22.306
12	15:05:22.099	1:03.457	+1.930	22.140	18.671	22.646	6	14:59:06.901	1:01.832	+0.192	21.157	18.322	22.353
13	15:06:24.097	1:01.998	+0.471	21.445	18.386	22.167	7	15:00:11.410	1:04.509	+2.869	23.447	18.697	22.365
14	15:07:25.624	1:01.527		21.106	18.347	22.074	8	15:01:14.039	1:02.629	+0.989	21.534	18.459	22.636
15	15:08:27.357	1:01.733	+0.206	21.122	18.406	22.205	9	15:02:15.915	1:01.876	+0.236	21.116	18.406	22.354
16	15:09:29.567	1:02.210	+0.683	21.416	18.536	22.258	10	15:03:17.959	1:02.044	+0.404	21.252	18.356	22.436
(219) Rinus van Kalmthout							11	15:04:19.819	1:01.860	+0.220	21.159	18.291	22.410
1	14:53:55.227	1:09.616	+8.120	25.388	21.007	23.221	12	15:05:22.146	1:02.327	+0.687	21.361	18.425	22.541
2	14:54:58.244	1:03.017	+1.521	21.571	18.988	22.458	13	15:06:24.521	1:02.375	+0.735	21.517	18.488	22.370
3	14:56:01.860	1:03.616	+2.120	21.559	18.707	23.350	14	15:07:26.161	1:01.640		21.071	18.254	22.315
4	14:57:03.963	1:02.103	+0.607	21.399	18.367	22.337	15	15:08:27.916	1:01.755	+0.115	21.122	18.311	22.322
5	14:58:05.575	1:01.612	+0.116	21.126	18.185	22.301	16	15:09:31.212	1:03.296	+1.656	21.573	18.840	22.883
6	14:59:07.071	1:01.496		21.089	18.233	22.174	(201) Harry Webb						
7	15:00:08.747	1:01.676	+0.180	21.122	18.296	22.258	1	14:53:56.017	1:10.937	+9.349	28.960	19.383	22.594
8	15:01:10.391	1:01.644	+0.148	21.053	18.301	22.290	2	14:54:59.210	1:03.193	+1.605	22.416	18.498	22.279
9	15:02:12.272	1:01.881	+0.385	21.261	18.396	22.224	3	14:56:02.864	1:03.654	+2.066	22.236	18.813	22.605
10	15:03:16.139	1:03.867	+2.371	21.921	19.382	22.564	4	14:57:04.770	1:01.906	+0.318	21.358	18.376	22.172
11	15:04:18.461	1:02.322	+0.826	21.291	18.476	22.555	5	14:58:07.683	1:02.913	+1.325	22.215	18.387	22.311
12	15:05:21.374	1:02.913	+1.417	21.420	18.910	22.583	6	14:59:10.102	1:02.419	+0.831	21.196	18.408	22.815
13	15:06:23.498	1:02.124	+0.628	21.255	18.462	22.407	7	15:00:12.280	1:02.178	+0.590	21.482	18.462	22.234
14	15:07:25.366	1:01.868	+0.372	21.155	18.387	22.326	8	15:01:15.691	1:03.411	+1.823	22.160	18.840	22.411
15	15:08:27.291	1:01.925	+0.429	21.211	18.407	22.307	9	15:02:17.792	1:02.101	+0.513	21.367	18.441	22.293
16	15:09:30.574	1:03.283	+1.787	21.802	18.858	22.623	10	15:03:20.520	1:02.728	+1.140	21.535	18.850	22.343
(221) Louis-Ferdinand Simmenauer							11	15:04:22.307	1:01.787	+0.199	21.180	18.304	22.303
1	14:53:54.696	1:08.882	+7.582	24.983	20.879	23.020	12	15:05:24.131	1:01.824	+0.236	21.209	18.383	22.232
2	14:54:57.137	1:02.441	+1.141	21.402	18.491	22.548	13	15:06:26.114	1:01.983	+0.395	21.144	18.525	22.314
3	14:56:00.705	1:03.568	+2.268	21.647	19.293	22.628	14	15:07:27.702	1:01.588		21.024	18.349	22.215
4	14:57:03.175	1:02.470	+1.170	21.296	18.810	22.364	15	15:08:29.607	1:01.905	+0.317	21.243	18.400	22.262
							16	15:09:31.974	1:02.367	+0.779	21.420	18.515	22.432

Timekeeping M. Wagner:



Clerk of the course Thomas Lainer:

Steward Horst Seidel:

Chief Scrutineer Paul Klaassen:





Rotax Euro Challenge Salbris/France

Rotax Seniors

Salbris 1,477 Km

Final

05.04.2015 14:50

Race (16 Laps) started at 14:52:44

Lap	Time of Day	Lap Tm	Diff	S1 Tm	S2 Tm	S3 Tm	Lap	Time of Day	Lap Tm	Diff	S1 Tm	S2 Tm	S3 Tm
(238) Manuel Maldonado							11	15:04:24.759	1:02.381	+0.364	21.397	18.486	22.498
1	14:53:58.602	1:12.777	+11.127	30.488	19.505	22.784	12	15:05:27.168	1:02.409	+0.392	21.415	18.485	22.509
2	14:55:00.964	1:02.362	+0.712	21.534	18.429	22.399	13	15:06:29.646	1:02.478	+0.461	21.442	18.493	22.543
3	14:56:03.525	1:02.561	+0.911	21.424	18.535	22.602	14	15:07:32.065	1:02.419	+0.402	21.456	18.558	22.405
4	14:57:07.279	1:03.754	+2.104	22.725	18.688	22.341	15	15:08:34.643	1:02.578	+0.561	21.501	18.571	22.506
5	14:58:09.021	1:01.742	+0.092	21.260	18.230	22.252	16	15:09:37.383	1:02.740	+0.723	21.572	18.612	22.556
6	14:59:10.837	1:01.816	+0.166	21.178	18.263	22.375	(218) Leonard Hoogenboom						
7	15:00:12.487	1:01.650		21.122	18.194	22.334	1	14:53:54.809	1:09.822	+8.266	25.743	21.085	22.994
8	15:01:14.939	1:02.452	+0.802	21.560	18.415	22.477	2	14:54:57.880	1:03.071	+1.515	21.827	18.774	22.470
9	15:02:16.976	1:02.037	+0.387	21.267	18.332	22.438	3	14:56:17.942	1:20.062	+18.506	21.511	18.791	39.760
10	15:03:18.844	1:01.868	+0.218	21.209	18.277	22.382	4	14:57:20.181	1:02.239	+0.683	21.553	18.368	22.318
11	15:04:20.869	1:02.025	+0.375	21.275	18.284	22.466	5	14:58:21.922	1:01.741	+0.185	21.264	18.203	22.274
12	15:05:23.510	1:02.641	+0.991	21.354	18.421	22.866	6	14:59:23.756	1:01.834	+0.278	21.231	18.329	22.274
13	15:06:25.610	1:02.100	+0.450	21.271	18.439	22.390	7	15:00:25.635	1:01.879	+0.323	21.309	18.332	22.238
14	15:07:27.361	1:01.751	+0.101	21.056	18.349	22.346	8	15:01:27.470	1:01.835	+0.279	21.189	18.324	22.322
15	15:08:29.840	1:02.479	+0.829	21.787	18.418	22.274	9	15:02:29.026	1:01.556		21.044	18.239	22.273
16	15:09:32.265	1:02.425	+0.775	21.250	18.759	22.416	10	15:03:30.949	1:01.923	+0.367	21.172	18.362	22.389
(259) Dave Blom							11	15:04:32.578	1:01.629	+0.073	21.104	18.246	22.279
1	14:53:55.399	1:09.026	+7.397	25.224	20.499	23.303	12	15:05:34.558	1:01.980	+0.424	21.272	18.349	22.359
2	14:54:58.465	1:03.066	+1.437	22.039	18.682	22.345	13	15:06:36.451	1:01.893	+0.337	21.148	18.376	22.369
3	14:56:02.481	1:04.016	+2.387	22.300	18.886	22.830	14	15:07:38.133	1:01.682	+0.126	21.053	18.335	22.294
4	14:57:06.194	1:03.713	+2.084	22.892	18.488	22.333	15	15:08:39.996	1:01.863	+0.307	21.024	18.448	22.391
5	14:58:07.823	1:01.629		21.218	18.222	22.189	16	15:09:42.340	1:02.344	+0.788	21.375	18.497	22.472
6	14:59:10.146	1:02.323	+0.694	21.120	18.526	22.677	(272) Antti Johansson						
7	15:00:11.959	1:01.813	+0.184	21.128	18.380	22.305	1	14:54:09.291	1:24.629	+22.783	42.773	19.048	22.808
8	15:01:16.394	1:04.435	+2.806	22.437	19.426	22.572	2	14:55:12.161	1:02.870	+1.024	21.542	18.551	22.777
9	15:02:18.417	1:02.023	+0.394	21.278	18.463	22.282	3	14:56:15.075	1:02.914	+1.068	21.370	18.612	22.932
10	15:03:20.658	1:02.241	+0.612	21.285	18.558	22.398	4	14:57:17.342	1:02.267	+0.421	21.452	18.386	22.429
11	15:04:22.526	1:01.868	+0.239	21.282	18.284	22.302	5	14:58:19.403	1:02.061	+0.215	21.315	18.299	22.447
12	15:05:24.483	1:01.957	+0.328	21.225	18.389	22.343	6	14:59:21.330	1:01.927	+0.081	21.223	18.293	22.411
13	15:06:26.482	1:01.999	+0.370	21.249	18.350	22.400	7	15:00:23.176	1:01.846		21.242	18.247	22.357
14	15:07:28.704	1:02.222	+0.593	21.492	18.457	22.273	8	15:01:25.241	1:02.065	+0.219	21.182	18.334	22.549
15	15:08:31.282	1:02.578	+0.949	21.651	18.577	22.350	9	15:02:27.272	1:02.031	+0.185	21.224	18.377	22.430
16	15:09:34.121	1:02.839	+1.210	21.638	18.720	22.481	10	15:03:29.516	1:02.244	+0.398	21.404	18.275	22.565
(223) Max Timmermans							11	15:04:31.589	1:02.073	+0.227	21.229	18.283	22.561
1	14:53:55.938	1:09.645	+8.097	24.962	21.439	23.244	12	15:05:33.854	1:02.265	+0.419	21.358	18.343	22.564
2	14:54:59.681	1:03.743	+2.195	22.554	18.776	22.413	13	15:06:35.953	1:02.099	+0.253	21.254	18.355	22.490
3	14:56:03.054	1:03.373	+1.825	21.914	18.783	22.676	14	15:07:37.940	1:01.987	+0.141	21.227	18.352	22.408
4	14:57:06.771	1:03.717	+2.169	22.925	18.437	22.355	15	15:08:40.316	1:02.376	+0.530	21.525	18.467	22.384
5	14:58:10.118	1:03.347	+1.799	22.437	18.611	22.299	16	15:09:42.553	1:02.237	+0.391	21.224	18.539	22.474
6	14:59:11.731	1:01.613	+0.065	21.067	18.280	22.266	(261) Carlos Gil						
7	15:00:13.279	1:01.548		21.032	18.252	22.264	1	14:53:53.820	1:08.939	+7.365	25.774	20.183	22.982
8	15:01:16.072	1:02.793	+1.245	21.721	18.714	22.358	2	14:54:57.045	1:03.225	+1.651	21.713	18.934	22.578
9	15:02:18.182	1:02.110	+0.562	21.346	18.503	22.261	3	14:56:01.586	1:04.541	+2.967	21.909	19.432	23.200
10	15:03:20.328	1:02.146	+0.598	21.237	18.555	22.354	4	14:57:04.201	1:02.615	+1.041	21.943	18.533	22.139
11	15:04:23.072	1:02.744	+1.196	21.848	18.373	22.523	5	14:58:06.021	1:01.820	+0.246	21.375	18.347	22.098
12	15:05:24.859	1:01.787	+0.239	21.229	18.257	22.301	6	14:59:07.595	1:01.574		21.109	18.353	22.112
13	15:06:26.776	1:01.917	+0.369	21.143	18.395	22.379	7	15:00:10.165	1:02.570	+0.996	21.986	18.356	22.228
14	15:07:29.200	1:02.424	+0.876	21.514	18.465	22.445	8	15:01:12.366	1:02.201	+0.627	21.086	18.620	22.495
15	15:08:31.710	1:02.510	+0.962	21.341	18.644	22.525	9	15:02:14.178	1:01.812	+0.238	21.223	18.447	22.142
16	15:09:35.683	1:03.973	+2.425	21.701	19.140	23.132	10	15:03:16.301	1:02.123	+0.549	21.069	18.577	22.477
(246) Mike Bartels							11	15:04:18.289	1:01.988	+0.414	21.403	18.372	22.213
1	14:53:54.539	1:09.427	+7.410	25.220	21.248	22.959	12	15:05:23.700	1:05.411	+3.837	22.438	18.608	24.365
2	14:54:57.775	1:03.236	+1.219	22.031	18.716	22.489	13	15:06:26.375	1:02.675	+1.101	21.398	18.688	22.589
3	14:56:02.565	1:04.790	+2.773	23.416	18.593	22.781	14	15:07:28.919	1:02.544	+0.970	21.747	18.529	22.268
4	14:57:04.646	1:02.081	+0.064	21.251	18.525	22.305	15	15:08:31.120	1:02.201	+0.627	21.367	18.565	22.269
5	14:58:07.362	1:02.716	+0.699	22.130	18.381	22.205	16	15:09:34.291	1:03.171	+1.597	21.681	18.823	22.667
6	14:59:09.379	1:02.017		21.234	18.441	22.342	(244) Petr Bezel						
7	15:00:11.779	1:02.400	+0.383	21.098	18.786	22.516	1	14:54:05.444	1:20.111	+17.694	38.371	18.964	22.776
8	15:01:17.860	1:06.081	+4.064	24.802	18.778	22.501	2	14:55:08.496	1:03.052	+0.635	21.782	18.665	22.605
9	15:02:19.993	1:02.133	+0.116	21.330	18.437	22.366	3	14:56:11.475	1:02.979	+0.562	21.608	18.660	22.711
10	15:03:22.378	1:02.385	+0.368	21.452	18.481	22.452	4	14:57:14.210	1:02.735	+0.318	21.618	18.622	22.495

Timekeeping M. Wagner:

Clerk of the course Thomas Lainer:

Steward Horst Seidel:

Chief Scrutineer Paul Klaassen:



Rotax Euro Challenge Salbris/France

Rotax Seniors

Salbris 1,477 Km

Final

05.04.2015 14:50

Race (16 Laps) started at 14:52:44

Lap	Time of Day	Lap Tm	Diff	S1 Tm	S2 Tm	S3 Tm	Lap	Time of Day	Lap Tm	Diff	S1 Tm	S2 Tm	S3 Tm
5	14:58:16.627	1:02.417		21.490	18.493	22.434							
6	14:59:19.133	1:02.506	+0.089	21.517	18.549	22.440							
7	15:00:21.729	1:02.596	+0.179	21.533	18.532	22.531							
8	15:01:24.460	1:02.731	+0.314	21.621	18.597	22.513							
9	15:02:27.116	1:02.656	+0.239	21.533	18.586	22.537							
10	15:03:29.964	1:02.848	+0.431	21.803	18.479	22.566							
11	15:04:32.381	1:02.417		21.392	18.493	22.532							
12	15:05:35.022	1:02.641	+0.224	21.687	18.494	22.460							
13	15:06:37.496	1:02.474	+0.057	21.456	18.551	22.467							
14	15:07:40.026	1:02.530	+0.113	21.551	18.537	22.442							
15	15:08:42.864	1:02.838	+0.421	21.625	18.605	22.608							
16	15:09:45.882	1:03.018	+0.601	21.675	18.754	22.589							

(236) Denis Mavlanov

1	14:54:24.787	1:40.050	+38.226	58.304	19.061	22.685
2	14:55:26.939	1:02.152	+0.328	21.408	18.333	22.411
3	14:56:28.971	1:02.032	+0.208	21.274	18.265	22.493
4	14:57:30.993	1:02.022	+0.198	21.387	18.298	22.337
5	14:58:32.817	1:01.824		21.248	18.258	22.318
6	14:59:34.662	1:01.845	+0.021	21.191	18.344	22.310
7	15:00:36.707	1:02.045	+0.221	21.238	18.360	22.447
8	15:01:38.662	1:01.955	+0.131	21.242	18.344	22.369
9	15:02:40.723	1:02.061	+0.237	21.409	18.293	22.359
10	15:03:42.735	1:02.012	+0.188	21.318	18.290	22.404
11	15:04:44.669	1:01.934	+0.110	21.262	18.311	22.361
12	15:05:46.713	1:02.044	+0.220	21.280	18.348	22.416
13	15:06:48.693	1:01.980	+0.156	21.256	18.317	22.407
14	15:07:50.784	1:02.091	+0.267	21.386	18.291	22.414
15	15:08:52.927	1:02.143	+0.319	21.326	18.431	22.386
16	15:09:55.225	1:02.298	+0.474	21.318	18.466	22.514

(235) Michael Cool

1	14:53:56.532	1:11.001	+9.045	29.372	18.932	22.697
2	14:54:59.011	1:02.479	+0.523	21.637	18.436	22.406
3	14:56:02.211	1:03.200	+1.244	21.802	18.740	22.658
4	14:57:04.395	1:02.184	+0.228	21.412	18.519	22.253
5	14:58:06.351	1:01.956		21.409	18.303	22.244
6	14:59:09.931	1:03.580	+1.624	21.388	19.322	22.870
7	15:00:12.179	1:02.248	+0.292	21.056	18.569	22.623

(232) Jake Craig

1	14:53:51.155	1:06.151	+1.244	23.852	19.275	23.024
2	14:54:56.062	1:04.907		22.142	19.157	23.608



Rotax Euro Challenge Salbris/France

Rotax Juniors

Salbris 1,477 Km

Free Practice 1 odd no.

03.04.2015 11:00

Practice (7:00 Time) started at 11:00:00

Lap	Time of Day	Lap Tm	Diff	S1 Tm	S2 Tm	S3 Tm	Lap	Time of Day	Lap Tm	Diff	S1 Tm	S2 Tm	S3 Tm
(31) Axel Charpentier							(23) Enzo Coursimault						
1	11:02:49.286	1:17.448	+14.170	27.522	23.789	26.137	1	11:02:51.230	1:16.499	+12.677	26.914	23.193	26.392
2	11:03:57.273	1:07.987	+4.709	23.808	20.423	23.756	2	11:03:59.389	1:08.159	+4.337	23.871	20.450	23.838
3	11:05:01.759	1:04.486	+1.208	22.208	19.242	23.036	3	11:05:04.504	1:05.115	+1.293	22.252	19.453	23.410
4	11:06:05.350	1:03.591	+0.313	21.702	19.015	22.874	4	11:06:08.578	1:04.074	+0.252	22.122	18.996	22.956
5	11:07:08.628	1:03.278		21.591	18.892	22.795	5	11:07:12.400	1:03.822		22.045	18.936	22.841
(49) Zak Fulk							(17) Jordan Brown-Nutley						
1	11:02:42.418	1:17.717	+14.282	27.432	23.695	26.590	1	11:02:47.970	1:17.916	+14.001	27.747	23.941	26.228
2	11:03:51.533	1:09.115	+5.680	24.473	20.583	24.059	2	11:03:55.837	1:07.867	+3.952	23.677	20.391	23.799
3	11:04:56.502	1:04.969	+1.534	22.446	19.334	23.189	3	11:05:00.677	1:04.840	+0.925	22.328	19.334	23.178
4	11:06:00.341	1:03.839	+0.404	21.858	18.888	23.093	4	11:06:04.890	1:04.213	+0.298	21.782	19.398	23.033
5	11:07:03.776	1:03.435		21.575	18.940	22.920	5	11:07:08.805	1:03.915		21.907	19.173	22.835
(47) Mark Kimber							(75) Enzo Valente						
1	11:02:52.983	1:17.776	+14.333	27.926	23.551	26.299	1	11:03:07.075	1:14.046	+10.069	26.610	22.623	24.813
2	11:04:00.247	1:07.264	+3.821	23.458	20.171	23.635	2	11:04:13.742	1:06.667	+2.690	23.190	19.945	23.532
3	11:05:04.708	1:04.461	+1.018	22.195	19.138	23.128	3	11:05:18.604	1:04.862	+0.885	22.163	19.401	23.298
4	11:06:08.773	1:04.065	+0.622	22.117	19.102	22.846	4	11:06:22.943	1:04.339	+0.362	21.966	19.272	23.101
5	11:07:12.216	1:03.443		21.677	18.955	22.811	5	11:07:26.920	1:03.977		21.852	19.130	22.995
(65) Jean Nomblot							(35) Ido Cohen						
1	11:04:07.452	1:09.108	+5.654	24.663	20.565	23.880	1	11:02:43.233	1:17.672	+13.676	27.787	23.322	26.563
2	11:05:12.921	1:05.469	+2.015	22.252	19.517	23.700	2	11:03:51.946	1:08.713	+4.717	24.146	20.477	24.090
3	11:06:16.831	1:03.910	+0.456	21.870	19.027	23.013	3	11:04:57.481	1:05.535	+1.539	22.475	19.457	23.603
4	11:07:20.285	1:03.454		21.639	18.882	22.933	4	11:06:01.827	1:04.346	+0.350	21.973	19.104	23.269
(3) Dean MacDonald							(67) Mateusz Pylka						
1	11:02:45.406	1:16.942	+13.462	27.689	23.036	26.217	1	11:02:38.349	1:20.289	+16.217	28.636	24.080	27.573
2	11:03:54.702	1:09.296	+5.816	25.149	20.321	23.826	2	11:03:48.986	1:10.637	+6.565	25.449	20.893	24.295
3	11:04:59.427	1:04.725	+1.245	22.338	19.225	23.162	3	11:04:54.766	1:05.780	+1.708	22.891	19.504	23.385
4	11:06:02.910	1:03.483	+0.003	21.745	18.866	22.872	4	11:05:59.653	1:04.887	+0.815	22.157	19.284	23.446
5	11:07:06.390	1:03.480		21.702	18.944	22.834	5	11:07:03.725	1:04.072		21.896	19.020	23.156
(27) Ayrton Simmons							(5) Alex Quinn						
1	11:02:38.779	1:18.060	+14.518	27.320	23.626	27.114	1	11:05:09.557	1:06.279	+2.169	22.935	19.745	23.599
2	11:03:48.370	1:09.591	+6.049	24.569	20.936	24.086	2	11:06:14.334	1:04.777	+0.667	22.191	19.250	23.336
3	11:04:53.838	1:05.468	+1.926	22.529	19.402	23.537	3	11:07:18.444	1:04.110		21.963	19.067	23.080
4	11:05:57.779	1:03.941	+0.399	21.922	19.026	22.993	(59) Zvedris Valters						
5	11:07:01.321	1:03.542		21.671	18.956	22.915	1	11:02:37.480	1:19.479	+15.333	28.408	24.008	27.063
(51) Dikkie van der Wal							(63) Louis Henkefend						
1	11:02:51.021	1:18.442	+14.831	28.006	23.723	26.713	1	11:02:29.650	1:19.199	+15.034	28.226	24.153	26.820
2	11:03:58.947	1:07.926	+4.315	23.855	20.222	23.849	2	11:03:40.026	1:10.376	+6.211	24.649	20.919	24.808
3	11:05:03.912	1:04.965	+1.354	22.303	19.341	23.321	3	11:04:46.353	1:06.327	+2.162	23.067	19.657	23.603
4	11:06:08.105	1:04.193	+0.582	21.928	19.084	23.181	4	11:05:51.042	1:04.689	+0.524	22.116	19.253	23.320
5	11:07:11.716	1:03.611		21.669	18.923	23.019	5	11:06:55.338	1:04.296	+0.131	21.986	19.096	23.214
(71) Olli Caldwell							(45) Kilian Meyer						
1	11:02:42.089	1:17.835	+14.220	27.596	23.314	26.925	1	11:02:44.913	1:19.524	+15.192	28.303	24.424	26.797
2	11:03:50.616	1:08.527	+4.912	24.233	20.391	23.903	2	11:03:55.352	1:10.439	+6.107	24.998	21.090	24.351
3	11:04:56.193	1:05.577	+1.962	22.533	19.397	23.647	3	11:05:01.318	1:05.966	+1.634	22.983	19.575	23.408
4	11:06:00.563	1:04.370	+0.755	21.866	19.077	23.427	4	11:06:06.120	1:04.802	+0.470	22.035	19.586	23.181
5	11:07:04.178	1:03.615		21.661	19.039	22.915	5	11:07:10.452	1:04.332		21.783	19.343	23.206
(79) Natael Cantin							(33) Antoine Perceval						
1	11:02:31.961	1:20.900	+17.130	28.425	24.218	28.257	1	11:02:50.727	1:19.907	+16.116	27.764	25.250	26.893
2	11:03:43.683	1:11.722	+7.952	25.428	21.875	24.419							
3	11:04:49.111	1:05.428	+1.658	22.748	19.414	23.266							
4	11:05:53.460	1:04.349	+0.579	22.222	19.093	23.034							
5	11:06:57.272	1:03.812	+0.042	21.975	18.964	22.873							
6	11:08:01.042	1:03.770		21.931	18.963	22.876							

Timekeeping M. Wagner:

Clerk of the course Thomas Lainer:

Steward Horst Seidel:

Chief Scrutineer Paul Klaassen:





Rotax Euro Challenge Salbris/France

Rotax Juniors

Salbris 1,477 Km

Free Practice 1 odd no.

03.04.2015 11:00

Practice (7:00 Time) started at 11:00:00

Lap	Time of Day	Lap Tm	Diff	S1 Tm	S2 Tm	S3 Tm	Lap	Time of Day	Lap Tm	Diff	S1 Tm	S2 Tm	S3 Tm
(81) Lauri Leppa							(83) Taymour Kermanshahchi						
1	11:01:59.408	1:20.119	+15.692	28.242	23.736	28.141	1	11:01:53.784	1:14.799	+7.863	26.213	21.955	26.631
2	11:03:49.544	1:50.136	+45.709	33.294	36.314	40.528	2	11:03:04.981	1:11.197	+4.261	25.222	21.212	24.763
3	11:04:55.621	1:06.077	+1.650	22.766	19.670	23.641	3	11:04:12.612	1:07.631	+0.695	23.104	20.115	24.412
4	11:06:00.048	1:04.427		21.952	19.245	23.230	4	11:05:19.889	1:07.277	+0.341	22.905	20.251	24.121
5	11:07:04.677	1:04.629	+0.202	21.757	19.604	23.268	5	11:06:26.825	1:06.936		22.996	19.736	24.204
(19) Jack Spinola							(77) David Rehme						
1	11:02:48.379	1:20.734	+16.302	28.658	24.516	27.560	1	11:03:23.507	1:15.815	+8.542	27.091	22.915	25.809
2	11:03:58.031	1:09.652	+5.220	24.417	21.201	24.034	2	11:04:30.780	1:07.273		23.431	20.004	23.838
3	11:05:04.367	1:06.336	+1.904	22.667	20.322	23.347	3	11:06:12.009	1:41.229	+33.956	22.123	19.682	59.424
4	11:06:15.638	1:11.271	+6.839	22.840	19.139	29.292	(69) Javier Gonzalez						
5	11:07:20.070	1:04.432		22.228	19.102	23.102	1	11:02:29.189	1:19.431	+14.990	28.389	23.839	27.203
(39) Hugo Andersson							(73) Kenzo Aerts						
1	11:02:29.189	1:19.431	+14.990	28.389	23.839	27.203	1	11:02:03.447	1:21.182	+16.177	28.352	24.301	28.529
2	11:03:39.871	1:10.682	+6.241	24.530	21.000	25.152	2	11:03:16.752	1:13.305	+8.300	26.376	21.969	24.960
3	11:04:57.712	1:17.841	+13.400	30.379	23.484	23.978	3	11:04:23.579	1:06.827	+1.822	23.032	19.786	24.009
4	11:06:02.527	1:04.815	+0.374	22.113	19.293	23.409	4	11:05:28.842	1:05.263	+0.258	22.249	19.442	23.572
5	11:07:06.968	1:04.441		21.861	19.266	23.314	5	11:06:34.040	1:05.198	+0.193	22.063	19.475	23.660
(25) Adam Eteki							(57) Alejandro Schimpf						
1	11:02:33.506	1:18.817	+13.657	28.250	23.461	27.106	1	11:02:02.498	1:23.796	+18.481	28.941	25.359	29.496
2	11:03:43.395	1:09.889	+4.729	24.705	20.813	24.371	2	11:03:18.031	1:15.533	+10.218	27.376	22.677	25.480
3	11:04:49.051	1:05.656	+0.496	22.595	19.497	23.564	3	11:04:26.373	1:08.342	+3.027	23.669	20.247	24.426
4	11:05:54.211	1:05.160		22.425	19.443	23.292	4	11:05:32.928	1:06.555	+1.240	22.857	19.820	23.878
(61) Charlie Andersen							(21) Phil Doerr						
1	11:02:39.375	1:18.802	+13.345	27.988	23.885	26.929	1	11:02:42.188	1:21.112	+15.638	28.603	24.177	28.332
2	11:03:49.800	1:10.425	+4.968	24.844	21.166	24.415	2	11:03:53.225	1:11.037	+5.563	25.618	20.692	24.727
3	11:04:56.434	1:06.634	+1.177	22.949	19.524	24.161	3	11:04:59.132	1:05.907	+0.433	22.700	19.573	23.634
4	11:06:01.891	1:05.457		22.535	19.271	23.651	4	11:06:04.606	1:05.474		22.684	19.310	23.480
5	11:07:07.356	1:05.465	+0.008	22.735	19.467	23.263	5	11:07:10.727	1:06.121	+0.647	23.116	19.640	23.365
(99) Oscar Palomo Ortiz													

Timekeeping M. Wagner: Clerk of the course Thomas Lainer:

Steward Horst Seidel: Chief Scrutineer Paul Klaassen:





Rotax Euro Challenge Salbris/France

Rotax Juniors

Salbris 1,477 Km

Free Practice 1 even no.

03.04.2015 11:10

Practice (7:00 Time) started at 11:10:00

Pos	No.	Name	Nat.	Chassis	Race Team	Laps	Best Tm	Diff	Gap	In Lap	km/h
1	20	Kiern Jewiss	GBR	Tonykart	Strawberry Racing	6	1:02.618			6	84,915
2	54	Tom Gamble	GBR	FA Kart	Dan Holland Racing	6	1:02.828	0.210	0.210	6	84,631
3	44	Tom Canning	GBR	FA Kart	Dan Holland Racing	6	1:02.895	0.277	0.067	5	84,541
4	8	Jack McCarthy	GBR	Tonykart	Strawberry Racing	6	1:02.898	0.280	0.003	3	84,537
5	34	Fin Kenneally	GBR	Kosmic	Aim Motorsport	6	1:02.900	0.282	0.002	6	84,534
6	24	Oliver York	GBR	Kosmic	Aim Motorsport	6	1:02.905	0.287	0.005	5	84,527
7	16	Nicolas Schoell	AUT	Tonykart	Speedworld Academy	6	1:02.924	0.306	0.019	6	84,502
8	78	Johnathan Hoggard	GBR	Tonykart	KR Sport	6	1:02.992	0.374	0.068	4	84,411
9	32	Lluc Ibanez	ESP	Kosmic	Binakart	6	1:03.137	0.519	0.145	5	84,217
10	76	Manuel Sulaiman	MEX	Tonykart	KR Sport	6	1:03.178	0.560	0.041	5	84,162
11	46	Scott Symons	GBR	Tonykart	KR Sport	6	1:03.323	0.705	0.145	3	83,969
12	68	Owen Byatt	GBR	Kosmic	Aim Motorsport	6	1:03.492	0.874	0.169	3	83,746
13	42	Joel Jern	SWE	Gillard	PDB Racing Team	6	1:03.559	0.941	0.067	5	83,658
14	82	Nazim Azman	MYS	Kosmic	Aim Motorsport	6	1:03.599	0.981	0.040	6	83,605
15	28	Andreas Estner	DEU	Tonykart	RS Competition	6	1:03.600	0.982	0.001	3	83,604
16	18	Cristian Davies	ESP	Kosmic	Binakart	6	1:03.623	1.005	0.023	5	83,574
17	60	Florian Venturi	FRA	FA Kart	DSS	6	1:03.632	1.014	0.009	3	83,562
18	80	Adam Haikal	MYS	Kosmic	Aim Motorsport	6	1:03.640	1.022	0.008	6	83,551
19	58	Dzianis Slavinski	BLR	Tonykart	M Racing	6	1:03.658	1.040	0.018	4	83,528
20	52	Alain Delon Thompson	ZAF	BirelART	BirelART/KMS	6	1:03.811	1.193	0.153	6	83,327
21	62	Oliver Rasmussen	FRA	Birel	MRT Mich Racing Team	6	1:03.825	1.207	0.014	5	83,309
22	72	Lukas Dunner	AUT	Tonykart	Speedworld Academy	6	1:03.889	1.271	0.064	4	83,226
23	64	Jakub Bezel	CZE	MSKart	Bezel Petr	6	1:03.944	1.326	0.055	5	83,154
24	84	Quentin Dupuis	FRA	Birel	MGT	6	1:04.063	1.445	0.119	5	83,000
25	66	Tim Mika Metz	DEU	CRG	CRG SPA	6	1:04.102	1.484	0.039	3	82,949
26	74	Arthur Carbonnel	FRA	Birelart	Universal Drivers	6	1:04.172	1.554	0.070	5	82,859
27	56	Adrian Schimpf	ESP	DR	VPDR/Gulfitoso	6	1:04.197	1.579	0.025	3	82,826
28	70	Dimitrios Tsimpris	GRC	Tonykart	Prt Motorsport	6	1:04.269	1.651	0.072	6	82,734
29	22	Daniel Louko	FIN	Tonykart	Paul Carr Racing	6	1:04.454	1.836	0.185	2	82,496



Rotax Euro Challenge Salbris/France

Rotax Juniors

Salbris 1,477 Km

Free Practice 1 even no.

03.04.2015 11:10

Practice (7:00 Time) started at 11:10:00

Lap	Time of Day	Lap Tm	Diff	S1 Tm	S2 Tm	S3 Tm	Lap	Time of Day	Lap Tm	Diff	S1 Tm	S2 Tm	S3 Tm
(20) Kiern Jewiss													
1	11:11:56.877	1:05.239	+2.621	22.606	19.347	23.286	1	11:11:49.164	1:17.814	+14.677	24.754	29.231	23.829
2	11:13:00.155	1:03.278	+0.660	21.652	18.776	22.850	2	11:12:53.551	1:04.367	+1.250	22.226	19.147	23.014
3	11:14:02.950	1:02.795	+0.177	21.362	18.684	22.749	3	11:13:56.913	1:03.362	+0.225	21.587	18.870	22.905
4	11:15:06.115	1:03.165	+0.547	21.551	18.913	22.701	4	11:15:00.379	1:03.466	+0.329	21.466	19.128	22.872
5	11:16:09.079	1:02.964	+0.346	21.557	18.682	22.725	5	11:16:03.516	1:03.137		21.692	18.686	22.759
6	11:17:11.697	1:02.618		21.399	18.606	22.613	6	11:17:07.194	1:03.678	+0.541	21.988	18.805	22.885
(54) Tom Gamble													
1	11:12:05.582	1:04.888	+2.060	22.399	19.279	23.210	1	11:11:54.525	1:05.950	+2.772	22.881	19.452	23.617
2	11:13:08.994	1:03.412	+0.584	21.693	18.839	22.880	2	11:12:58.555	1:04.030	+0.852	21.902	18.999	23.129
3	11:14:12.041	1:03.047	+0.219	21.494	18.824	22.729	3	11:14:02.024	1:03.469	+0.291	21.548	19.009	22.912
4	11:15:14.903	1:02.862	+0.034	21.382	18.742	22.738	4	11:15:07.141	1:05.117	+1.939	22.537	19.543	23.037
5	11:16:17.745	1:02.842	+0.014	21.453	18.680	22.709	5	11:16:10.319	1:03.178		21.504	18.836	22.838
6	11:17:20.573	1:02.828		21.534	18.654	22.640	6	11:17:13.516	1:03.197	+0.019	21.448	18.811	22.938
(44) Tom Canning													
1	11:12:01.263	1:04.935	+2.040	22.404	19.310	23.221	1	11:11:43.524	1:06.054	+2.731	22.878	19.654	23.522
2	11:13:04.961	1:03.698	+0.803	21.668	18.992	23.038	2	11:12:48.509	1:04.985	+1.662	21.820	20.014	23.151
3	11:14:08.052	1:03.091	+0.196	21.420	18.823	22.848	3	11:13:51.832	1:03.323		21.572	18.879	22.872
4	11:15:11.019	1:02.967	+0.072	21.459	18.736	22.772	4	11:14:55.505	1:03.673	+0.350	21.610	19.029	23.034
5	11:16:13.914	1:02.895		21.400	18.766	22.729	5	11:16:07.098	1:11.593	+8.270	29.116	19.262	23.215
6	11:17:17.013	1:03.099	+0.204	21.521	18.682	22.896	6	11:17:10.550	1:03.452	+0.129	21.883	18.838	22.731
(8) Jack McCarthy													
1	11:11:51.382	1:04.805	+1.907	22.392	19.285	23.128	1	11:11:49.266	1:05.737	+2.245	22.933	19.469	23.335
2	11:12:54.741	1:03.359	+0.461	21.563	18.962	22.834	2	11:12:53.238	1:03.972	+0.480	21.755	19.065	23.152
3	11:13:57.639	1:02.898		21.268	18.801	22.829	3	11:13:56.730	1:03.492		21.620	18.968	22.904
4	11:15:00.740	1:03.101	+0.203	21.311	18.867	22.923	4	11:15:00.674	1:03.944	+0.452	21.529	19.098	23.317
5	11:16:03.665	1:02.925	+0.027	21.627	18.663	22.635	5	11:16:05.469	1:04.795	+1.303	22.680	19.188	22.927
6	11:17:06.838	1:03.173	+0.275	21.528	18.738	22.907	6	11:17:09.065	1:03.596	+0.104	21.643	18.885	23.068
(34) Fin Kenneally													
1	11:11:52.587	1:04.824	+1.924	22.388	19.248	23.188	1	11:11:54.168	1:05.732	+2.173	22.654	19.573	23.505
2	11:12:56.224	1:03.637	+0.737	21.768	18.921	22.948	2	11:12:58.846	1:04.678	+1.119	22.518	19.123	23.037
3	11:14:02.131	1:05.907	+3.007	23.611	19.450	22.846	3	11:14:03.227	1:04.381	+0.822	22.075	19.098	23.208
4	11:15:06.835	1:04.704	+1.804	21.920	19.543	23.241	4	11:15:07.275	1:04.048	+0.489	21.480	19.200	23.368
5	11:16:09.998	1:03.163	+0.263	21.592	18.782	22.789	5	11:16:10.834	1:03.559		21.599	19.005	22.955
6	11:17:12.898	1:02.900		21.437	18.740	22.723	6	11:17:15.454	1:04.620	+1.061	22.257	19.023	23.340
(24) Oliver York													
1	11:11:54.290	1:05.776	+2.871	23.344	19.296	23.136	1	11:11:48.450	1:08.929	+5.330	23.017	22.244	23.668
2	11:12:57.825	1:03.535	+0.630	21.810	18.909	22.816	2	11:12:52.603	1:04.153	+0.554	21.953	19.072	23.128
3	11:14:00.922	1:03.097	+0.192	21.571	18.751	22.775	3	11:13:56.231	1:03.628	+0.029	21.635	18.950	23.043
4	11:15:03.890	1:02.968	+0.063	21.471	18.731	22.766	4	11:15:01.806	1:05.575	+1.976	22.511	19.926	23.138
5	11:16:06.795	1:02.905		21.443	18.698	22.764	5	11:16:06.282	1:04.476	+0.877	21.944	19.536	22.996
6	11:17:10.153	1:03.358	+0.453	21.535	19.078	22.745	6	11:17:09.881	1:03.599		21.815	18.833	22.951
(16) Nicolas Schoell													
1	11:11:55.182	1:12.463	+9.539	22.928	22.194	27.341	1	11:11:48.450	1:08.929	+5.330	23.017	22.244	23.668
2	11:12:58.913	1:03.731	+0.807	21.810	18.998	22.923	2	11:12:52.603	1:04.153	+0.554	21.953	19.072	23.128
3	11:14:02.317	1:03.404	+0.480	21.591	19.036	22.777	3	11:13:56.231	1:03.628	+0.029	21.635	18.950	23.043
4	11:15:05.911	1:03.594	+0.670	21.819	18.965	22.810	4	11:15:01.806	1:05.575	+1.976	22.511	19.926	23.138
5	11:16:09.375	1:03.464	+0.540	21.830	18.892	22.742	5	11:16:06.529	1:05.080	+1.480	22.374	19.689	23.017
6	11:17:12.299	1:02.924		21.424	18.750	22.750	6	11:17:11.360	1:04.831	+1.231	22.333	19.430	23.068
(78) Johnathan Hoggard													
1	11:11:58.311	1:05.021	+2.029	22.479	19.258	23.284	1	11:11:49.614	1:06.291	+2.691	23.416	19.519	23.356
2	11:13:01.798	1:03.487	+0.495	21.575	18.884	23.028	2	11:12:53.961	1:04.347	+0.747	21.967	19.125	23.255
3	11:14:04.974	1:03.176	+0.184	21.462	18.769	22.945	3	11:13:57.561	1:03.600		21.655	18.906	23.039
4	11:15:07.966	1:02.992		21.385	18.792	22.815	4	11:15:01.449	1:03.888	+0.288	21.794	19.136	22.958
5	11:16:11.044	1:03.078	+0.086	21.391	18.811	22.876	5	11:16:06.529	1:05.080	+1.480	22.374	19.689	23.017
6	11:17:14.647	1:03.603	+0.611	21.966	18.747	22.890	6	11:17:11.360	1:04.831	+1.231	22.333	19.430	23.068
(32) Lluc Ibanez													
1	11:11:43.173	1:06.110	+2.478	22.421	20.123	23.566	1	11:11:45.490	1:13.105	+9.482	23.921	25.298	23.886
2	11:12:48.626	1:05.453	+1.821	22.051	20.018	23.384	2	11:12:50.752	1:05.262	+1.639	22.633	19.314	23.315
3							3	11:13:54.984	1:04.232	+0.609	22.003	19.025	23.204
4							4	11:14:59.106	1:04.122	+0.499	22.034	18.949	23.139
5							5	11:16:02.729	1:03.623		21.615	19.021	22.987
6							6	11:17:06.769	1:04.040	+0.417	22.072	18.830	23.138
(60) Florian Venturi													
1	11:11:43.173	1:06.110	+2.478	22.421	20.123	23.566	1	11:11:43.173	1:06.110	+2.478	22.421	20.123	23.566
2	11:12:48.626	1:05.453	+1.821	22.051	20.018	23.384	2	11:12:48.626	1:05.453	+1.821	22.051	20.018	23.384

Timekeeping M. Wagner: Clerk of the course Thomas Lainer:

Steward Horst Seidel: Chief Scrutineer Paul Klaassen:





Rotax Euro Challenge Salbris/France


Rotax Juniors

Salbris 1,477 Km

Free Practice 1 even no.

03.04.2015 11:10

Practice (7:00 Time) started at 11:10:00

Lap	Time of Day	Lap Tm	Diff	S1 Tm	S2 Tm	S3 Tm	Lap	Time of Day	Lap Tm	Diff	S1 Tm	S2 Tm	S3 Tm
(80) Adam Haikal													
1	11:11:43.920	1:06.228	+2.588	22.907	19.723	23.598	5	11:16:01.767	1:05.345	+1.243	22.472	19.791	23.082
2	11:12:49.036	1:05.116	+1.476	22.396	19.330	23.390	6	11:17:06.078	1:04.311	+0.209	22.163	18.898	23.250
3	11:13:53.003	1:03.967	+0.327	21.868	19.066	23.033	(74) Arthur Carbonnel						
4	11:14:57.268	1:04.265	+0.625	22.167	18.938	23.160	1	11:11:41.047	1:06.284	+2.112	23.183	19.672	23.429
5	11:16:01.130	1:03.862	+0.222	21.752	19.188	22.922	2	11:12:45.550	1:04.503	+0.331	22.261	19.121	23.121
6	11:17:04.770	1:03.640		21.738	18.942	22.960	3	11:13:50.943	1:05.393	+1.221	22.146	19.909	23.338
(58) Dzianis Slavinski													
1	11:11:45.891	1:05.396	+1.738	22.647	19.428	23.321	4	11:14:56.269	1:05.326	+1.154	22.433	19.546	23.347
2	11:12:50.238	1:04.347	+0.689	22.079	19.120	23.148	5	11:16:00.441	1:04.172		22.008	19.094	23.070
3	11:13:54.371	1:04.133	+0.475	21.822	19.200	23.111	6	11:17:05.086	1:04.645	+0.473	22.773	18.986	22.886
4	11:14:58.029	1:03.658		21.692	18.955	23.011	(56) Adrian Schimpf						
5	11:16:01.984	1:03.955	+0.297	21.627	19.194	23.134	1	11:11:46.868	1:06.514	+2.317	23.160	19.695	23.659
6	11:17:05.650	1:03.666	+0.008	21.773	18.890	23.003	2	11:12:51.526	1:04.658	+0.461	22.072	19.210	23.376
(52) Alain Delon Thompson													
1	11:11:42.629	1:07.314	+3.503	23.718	20.307	23.289	3	11:13:55.723	1:04.197		21.867	19.041	23.289
2	11:12:47.962	1:05.333	+1.522	22.527	19.557	23.249	4	11:15:00.122	1:04.399	+0.202	22.064	19.144	23.191
3	11:13:52.347	1:04.385	+0.574	21.770	19.399	23.216	5	11:16:04.685	1:04.563	+0.366	22.181	19.148	23.234
4	11:14:56.495	1:04.148	+0.337	21.800	19.281	23.067	6	11:17:09.279	1:04.594	+0.397	21.835	19.238	23.521
5	11:16:00.569	1:04.074	+0.263	22.123	18.975	22.976	(70) Dimitrios Tsimpris						
6	11:17:04.380	1:03.311		21.872	18.955	22.984	1	11:11:42.384	1:06.177	+1.908	23.040	19.833	23.304
(62) Oliver Rasmussen													
1	11:11:43.623	1:08.946	+5.121	24.364	20.477	24.105	2	11:12:48.303	1:05.919	+1.650	22.687	19.969	23.263
2	11:12:49.111	1:05.488	+1.663	22.270	19.657	23.561	3	11:13:52.578	1:04.275	+0.006	21.551	19.733	22.991
3	11:13:54.832	1:05.721	+1.896	22.700	19.272	23.749	4	11:14:57.467	1:04.889	+0.620	22.918	18.993	22.978
4	11:14:59.530	1:04.698	+0.873	22.020	19.477	23.201	5	11:16:02.158	1:04.691	+0.422	21.871	19.906	22.914
5	11:16:03.355	1:03.825		21.767	19.033	23.025	6	11:17:06.427	1:04.269		22.043	18.934	23.292
6	11:17:08.010	1:04.655	+0.830	22.350	19.027	23.278	(22) Daniel Louko						
(72) Lukas Dunner													
1	11:11:47.697	1:06.958	+3.069	23.621	19.776	23.561	1	11:11:41.572	1:06.389	+1.935	23.150	19.916	23.323
2	11:12:52.088	1:04.391	+0.502	21.972	19.234	23.185	2	11:12:46.026	1:04.454		22.183	19.182	23.089
3	11:14:05.353	1:13.265	+9.376	21.738	27.771	23.756	3	11:13:52.821	1:06.795	+2.341	21.919	20.463	24.413
4	11:15:09.242	1:03.889		21.776	19.100	23.013	4	11:15:01.072	1:08.251	+3.797	25.237	20.004	23.010
5	11:16:13.437	1:04.195	+0.306	21.869	19.084	23.242	5	11:16:06.108	1:05.036	+0.582	22.230	19.843	22.963
6	11:17:18.264	1:04.827	+0.938	22.661	19.109	23.057	6	11:17:11.016	1:04.908	+0.454	22.070	19.958	22.880
(64) Jakub Bezel													
1	11:11:41.137	1:06.728	+2.784	23.014	19.760	23.954	(84) Quentin Dupuis						
2	11:12:49.578	1:08.441	+4.497	25.818	19.351	23.272	1	11:11:43.797	1:08.070	+4.007	24.239	20.246	23.585
3	11:13:54.495	1:04.917	+0.973	22.544	19.265	23.108	2	11:12:49.326	1:05.529	+1.466	22.728	19.383	23.418
4	11:14:58.569	1:04.074	+0.130	21.651	19.355	23.068	3	11:13:54.063	1:04.737	+0.674	22.410	19.217	23.110
5	11:16:02.513	1:03.944		21.647	19.226	23.071	4	11:14:58.379	1:04.316	+0.253	21.833	19.434	23.049
6	11:17:06.522	1:04.009	+0.065	21.771	18.981	23.257	5	11:16:02.442	1:04.063		21.739	19.211	23.113
(84) Quentin Dupuis													
1	11:11:43.797	1:08.070	+4.007	24.239	20.246	23.585	6	11:17:07.087	1:04.645	+0.582	22.530	19.149	22.966
2	11:12:49.326	1:05.529	+1.466	22.728	19.383	23.418	(66) Tim Mika Metz						
3	11:13:54.063	1:04.737	+0.674	22.410	19.217	23.110	1	11:11:42.126	1:06.778	+2.676	23.607	19.707	23.464
4	11:14:58.379	1:04.316	+0.253	21.833	19.434	23.049	2	11:12:46.891	1:04.765	+0.663	22.409	19.168	23.188
5	11:16:02.442	1:04.063		21.739	19.211	23.113	3	11:13:50.993	1:04.102		21.746	19.129	23.227
6	11:17:07.087	1:04.645	+0.582	22.530	19.149	22.966	4	11:14:56.422	1:05.429	+1.327	21.916	19.829	23.684
(66) Tim Mika Metz													
1	11:11:42.126	1:06.778	+2.676	23.607	19.707	23.464	Official Timing www.rgmmc.com						
2	11:12:46.891	1:04.765	+0.663	22.409	19.168	23.188	Orbits						
3	11:13:50.993	1:04.102		21.746	19.129	23.227	Timekeeping M. Wagner:						
4	11:14:56.422	1:05.429	+1.327	21.916	19.829	23.684							

Timekeeping M. Wagner:  Clerk of the course Thomas Lainer:

Steward Horst Seidel: Chief Scrutineer Paul Klaassen:





Rotax Euro Challenge Salbris/France

Rotax Juniors

Salbris 1,477 Km

Free Practice 2 odd no.

03.04.2015 12:00

Practice (7:00 Time) started at 12:00:00

Pos	No.	Name	Nat.	Chassis	Race Team	Laps	Best Tm	Diff	Gap	In Lap	km/h
1	23	Enzo Coursimault	FRA	Kosmic/Sodik	PKS	4	1:03.019			4	84,375
2	83	Taymour Kermanshahchi	UAE	Sodi	Sodikart Middle East	5	1:03.190	0.171	0.171	4	84,146
3	3	Dean MacDonald	GBR	Kosmic	Aim Motorsport	4	1:03.200	0.181	0.010	3	84,133
4	69	Javier Gonzalez	MEX	Kosmic	Paul Carr Racing	4	1:03.240	0.221	0.040	4	84,080
5	25	Adam Eteki	FRA	Tonykart	SG Drivers	4	1:03.301	0.282	0.061	3	83,999
6	47	Mark Kimber	GBR	FA Kart	Dan Holland Racing	4	1:03.318	0.299	0.017	3	83,976
7	75	Enzo Valente	FRA	Sodi	Kart Pro Racing KPR	6	1:03.320	0.301	0.002	5	83,973
8	35	Ido Cohen	ISR	CRG	CRG SPA	4	1:03.333	0.314	0.013	4	83,956
9	51	Dikkie van der Wal	NLD	Alonso	Team TKP	4	1:03.348	0.329	0.015	3	83,936
10	31	Axel Charpentier	GBR	Tonykart	Strawberry Racing	4	1:03.370	0.351	0.022	3	83,907
11	27	Ayrton Simmons	GBR	Tonykart	Coles Racing	3	1:03.535	0.516	0.165	2	83,689
12	81	Lauri Leppa	FIN	Tonykart	VRT	6	1:03.543	0.524	0.008	6	83,679
13	63	Louis Henkefend	DEU	Alonso	Team TKP	3	1:03.620	0.601	0.077	3	83,577
14	49	Zak Fulk	GBR	Tonykart	Coles Racing	4	1:03.711	0.692	0.091	2	83,458
15	17	Jordan Brown-Nutley	GBR	Tonykart	CRM	4	1:03.765	0.746	0.054	3	83,387
16	5	Alex Quinn	GBR	CRG	CRG SPA	4	1:03.769	0.750	0.004	4	83,382
17	99	Oscar Palomo Ortiz	ESP	Birelart	Birelart	4	1:03.804	0.785	0.035	3	83,336
18	79	Natael Cantin	CAN	BirelART	BirelART/KMS	4	1:03.845	0.826	0.041	2	83,283
19	71	Olli Caldwell	GBR	Tonykart	Coles Racing	4	1:03.893	0.874	0.048	3	83,220
20	33	Antoine Perceval	FRA	Tonykart	SG Drivers	4	1:03.898	0.879	0.005	3	83,214
21	65	Jean Nombrot	FRA	Sodi	Kart Pro Racing KPR	5	1:03.899	0.880	0.001	2	83,213
22	19	Jack Spinola	PRT	FA Kart	Dan Holland Racing	4	1:03.947	0.928	0.048	3	83,150
23	45	Kilian Meyer	ESP	CRG SPA	CRG SPA	4	1:03.979	0.960	0.032	3	83,109
24	67	Mateusz Pylka	POL	Kosmic	Jastrzebski Racing	4	1:03.983	0.964	0.004	3	83,103
25	59	Zviedris Valters	LVA	Tonykart	Jurmala/Papas Racing	4	1:04.010	0.991	0.027	2	83,068
26	39	Hugo Andersson	SWE	Alonso	Dan Holland Racing	4	1:04.077	1.058	0.067	3	82,981
27	73	Kenzo Aerts	BEL	OTK	Daems Racing	4	1:04.119	1.100	0.042	3	82,927
28	61	Charlie Andersen	SWE	Tonykart	Ward Racing	6	1:04.144	1.125	0.025	6	82,895
29	57	Alejandro Schimpf	ESP	DR	VPDR/Gulfitoso	5	1:04.176	1.157	0.032	5	82,853
30	21	Phil Doerr	DEU	CRG	CRG SPA	6	1:04.570	1.551	0.394	6	82,348
31	77	David Rehme	SWE	CRG	CRG SPA	5	1:04.656	1.637	0.086	5	82,238



Rotax Euro Challenge Salbris/France

Rotax Juniors

Salbris 1,477 Km

Free Practice 2 odd no.

03.04.2015 12:00

Practice (7:00 Time) started at 12:00:00

Lap	Time of Day	Lap Tm	Diff	S1 Tm	S2 Tm	S3 Tm	Lap	Time of Day	Lap Tm	Diff	S1 Tm	S2 Tm	S3 Tm
(23) Enzo Coursimault							(81) Lauri Leppa						
1	12:04:23.260	1:08.165	+5.146	23.044	20.298	24.823	1	12:01:42.430	1:05.595	+2.052			23.558
2	12:05:27.038	1:03.778	+0.759	21.943			2	12:02:55.662	1:13.232	+9.689			
3	12:06:30.065	1:03.027	+0.008				3	12:03:59.583	1:03.921	+0.378	21.740	19.033	23.148
4	12:07:33.084	1:03.019		21.616	18.747	22.656	4	12:05:14.423	1:14.840	+11.297	24.364	27.056	23.420
(83) Taymour Kermanshahchi							(63) Louis Henkefend						
1	12:03:10.318	1:07.410	+4.220				1	12:05:34.186	1:06.211	+2.591	23.432		
2	12:04:14.869	1:04.551	+1.361	21.855	19.259	23.437	2	12:06:37.876	1:03.690	+0.070			
3	12:05:18.309	1:03.440	+0.250	21.659	18.864	22.917	3	12:07:41.496	1:03.620		21.675	18.860	23.085
4	12:06:21.499	1:03.190					(49) Zak Fulk						
5	12:07:25.594	1:04.095	+0.905	22.398	18.806	22.891	1	12:04:11.433	1:10.710	+6.999	25.508	21.854	23.348
(3) Dean MacDonald							(17) Jordan Brown-Nutley						
1	12:04:19.374	1:04.627	+1.427	22.283	19.186	23.158	1	12:04:17.884	1:05.255	+1.490	22.613	19.335	23.307
2	12:05:23.083	1:03.709	+0.509	21.852	18.992	22.865	2	12:05:21.779	1:03.895	+0.130	21.896	18.898	23.101
3	12:06:26.283	1:03.200					3	12:06:25.544	1:03.765				
4	12:07:29.523	1:03.240	+0.040	21.618	18.877	22.745	4	12:07:29.932	1:04.388	+0.623	22.614	18.938	22.836
(69) Javier Gonzalez							(5) Alex Quinn						
1	12:04:13.170	1:05.446	+2.206	22.634	19.428	23.384	1	12:04:10.971	1:07.406	+3.637	24.117	19.928	23.361
2	12:05:16.946	1:03.776	+0.536	21.582	19.073	23.121	2	12:05:15.006	1:04.035	+0.266	21.863	19.082	23.090
3	12:06:20.337	1:03.391	+0.151				3	12:06:27.752	1:12.746	+8.977			
4	12:07:23.577	1:03.240		21.412	18.799	23.029	4	12:07:31.521	1:03.769		21.890	18.965	22.914
(25) Adam Eteki							(99) Oscar Palomo Ortiz						
1	12:04:16.892	1:05.783	+2.482	22.683	19.575	23.525	1	12:04:17.713	1:05.991	+2.187	23.018	19.567	23.406
2	12:05:20.895	1:04.003	+0.702	21.905	19.013	23.085	2	12:05:22.430	1:04.717	+0.913	22.137	19.228	23.352
3	12:06:24.196	1:03.301					3	12:06:26.234	1:03.804				
4	12:07:28.232	1:04.036	+0.735	21.891	19.069	23.076	4	12:07:30.265	1:04.031	+0.227	22.073	19.028	22.930
(47) Mark Kimber							(79) Natael Cantin						
1	12:04:27.088	1:05.449	+2.131	22.721	19.412	23.316	1	12:04:13.887	1:05.523	+1.678	22.787	19.357	23.379
2	12:05:30.899	1:03.811	+0.493	21.778			2	12:05:17.732	1:03.845		21.835	19.002	23.008
3	12:06:34.217	1:03.318					3	12:06:22.055	1:04.323	+0.478			
4	12:07:37.580	1:03.363	+0.045	21.758	18.750	22.855	4	12:07:26.385	1:04.330	+0.485	22.334	18.941	23.055
(75) Enzo Valente							(71) Olli Caldwell						
1	12:02:11.101	1:22.294	+18.974			26.037	1	12:04:10.366	1:05.225	+1.332	22.392	19.340	23.493
2	12:03:15.847	1:04.746	+1.426				2	12:05:17.205	1:06.839	+2.946	23.243	20.397	23.199
3	12:04:19.919	1:04.072	+0.752	22.203	18.996	22.873	3	12:06:21.098	1:03.893				
4	12:05:23.575	1:03.656	+0.336	21.627	19.176	22.853	4	12:07:30.865	1:09.767	+5.874	25.046	21.639	23.082
5	12:06:26.895	1:03.320					(33) Antoine Perceval						
6	12:07:31.673	1:04.778	+1.458	22.636	19.248	22.894	1	12:04:13.273	1:05.354	+1.456	22.519	19.464	23.371
(35) Ido Cohen							(65) Jean Nomblot						
1	12:04:12.558	1:05.510	+2.177	22.724	19.468	23.318	1	12:02:54.771	1:04.619	+0.720			
2	12:05:16.588	1:04.030	+0.697	21.772	19.111	23.147	2	12:03:58.670	1:03.899		21.946	18.971	22.982
3	12:06:20.635	1:04.047	+0.714				3	12:05:14.543	1:15.873	+11.974	30.806	21.837	23.230
4	12:07:23.968	1:03.333		21.480	18.748	23.105	4	12:06:19.985	1:05.442	+1.543			
(51) Dikkie van der Wal							(19) Jack Spinola						
1	12:04:29.051	1:05.846	+2.498	22.645	19.281	23.920	1	12:07:26.147	1:06.162	+2.263	24.251	18.934	22.977
2	12:05:32.801	1:03.750	+0.402	21.822			(31) Axel Charpentier						
3	12:06:36.149	1:03.348					1	12:04:18.763	1:05.042	+1.672	22.327	19.263	23.452
4	12:07:39.534	1:03.385	+0.037	21.658	18.798	22.929	2	12:05:22.317	1:03.554	+0.184	21.699	18.884	22.971
(27) Ayrton Simmons							(19) Jack Spinola						
1	12:04:12.312	1:05.498	+1.963	22.794	19.447	23.257	1	12:04:12.312	1:05.498	+1.963	22.794	19.447	23.257

Timekeeping M. Wagner: Clerk of the course Thomas Lainer:

Steward Horst Seidel: Chief Scrutineer Paul Klaassen:



Rotax Euro Challenge Salbris/France

Rotax Juniors

Salbris 1,477 Km

Free Practice 2 odd no.

03.04.2015 12:00

Practice (7:00 Time) started at 12:00:00

Lap	Time of Day	Lap Tm	Diff	S1 Tm	S2 Tm	S3 Tm	Lap	Time of Day	Lap Tm	Diff	S1 Tm	S2 Tm	S3 Tm
1	12:04:15.835	1:05.939	+1.992	23.000	19.539	23.400							
2	12:05:20.127	1:04.292	+0.345	21.987	19.075	23.230							
3	12:06:24.074	1:03.947											
4	12:07:28.656	1:04.582	+0.635	22.045	19.475	23.062							
(45) Kilian Meyer													
1	12:04:19.729	1:06.643	+2.664	23.326	19.485	23.832							
2	12:05:24.693	1:04.964	+0.985	22.067									
3	12:06:28.672	1:03.979											
4	12:07:32.851	1:04.179	+0.200	21.951	19.122	23.106							
(67) Mateusz Pylka													
1	12:04:15.418	1:06.321	+2.338	22.799	19.905	23.617							
2	12:05:19.732	1:04.314	+0.331	22.025	19.094	23.195							
3	12:06:23.715	1:03.983											
4	12:07:28.478	1:04.763	+0.780	22.263	19.370	23.130							
(59) Zviedris Valters													
1	12:04:14.174	1:05.375	+1.365	22.502	19.409	23.464							
2	12:05:18.184	1:04.010		21.791	19.025	23.194							
3	12:06:22.505	1:04.321	+0.311										
4	12:07:26.883	1:04.378	+0.368	22.251	19.032	23.095							
(39) Hugo Andersson													
1	12:04:19.036	1:07.042	+2.965	23.191	19.944	23.907							
2	12:05:24.438	1:05.402	+1.325	22.016									
3	12:06:28.515	1:04.077											
4	12:07:33.027	1:04.512	+0.435	22.317	19.172	23.023							
(73) Kenzo Aerts													
1	12:04:28.275	1:05.682	+1.563	22.502	19.461	23.719							
2	12:05:33.035	1:04.760	+0.641	21.987									
3	12:06:37.154	1:04.119											
4	12:07:41.695	1:04.541	+0.422	21.919	19.169	23.453							
(61) Charlie Andersen													
1	12:01:44.126	1:06.512	+2.368			23.462							
2	12:02:49.045	1:04.919	+0.775										
3	12:03:53.649	1:04.604	+0.460			23.393							
4	12:04:58.043	1:04.394	+0.250	22.011	19.101	23.282							
5	12:06:02.281	1:04.238	+0.094										
6	12:07:06.425	1:04.144		21.888	19.064	23.192							
(57) Alejandro Schimpf													
1	12:03:00.332	1:07.316	+3.140										
2	12:04:05.553	1:05.221	+1.045	22.399	19.371	23.451							
3	12:05:10.488	1:04.935	+0.759	22.353	19.269	23.313							
4	12:06:14.882	1:04.394	+0.218										
5	12:07:19.058	1:04.176		21.953	19.103	23.120							
(21) Phil Doerr													
1	12:01:45.466	1:08.202	+3.632			23.680							
2	12:02:51.152	1:05.686	+1.116										
3	12:03:56.173	1:05.021	+0.451	22.227	19.331	23.463							
4	12:05:01.168	1:04.995	+0.425	22.189	19.287	23.519							
5	12:06:05.815	1:04.647	+0.077										
6	12:07:10.385	1:04.570		22.111	19.145	23.314							
(77) David Rehme													
1	12:03:03.607	1:09.342	+4.686										
2	12:04:09.307	1:05.700	+1.044	22.514	19.313	23.873							
3	12:05:14.163	1:04.856	+0.200	22.066	19.304	23.486							
4	12:06:19.289	1:05.126	+0.470										
5	12:07:23.945	1:04.656		21.842	19.043	23.771							

Timekeeping M. Wagner: Clerk of the course Thomas Lainer:

Steward Horst Seidel: Chief Scrutineer Paul Klaassen:





Rotax Euro Challenge Salbris/France

Rotax Juniors

Salbris 1,477 Km

Free Practice 2 even no.

03.04.2015 12:10

Practice (7:00 Time) started at 12:10:01

Pos	No.	Name	Nat.	Chassis	Race Team	Laps	Best Tm	Diff	Gap	In Lap	km/h
1	54	Tom Gamble	GBR	FA Kart	Dan Holland Racing	5	1:02.161			5	85,539
2	34	Fin Kenneally	GBR	Kosmic	Aim Motorsport	5	1:02.253	0.092	0.092	5	85,413
3	24	Oliver York	GBR	Kosmic	Aim Motorsport	5	1:02.370	0.209	0.117	5	85,253
4	8	Jack McCarthy	GBR	Tonykart	Strawberry Racing	5	1:02.444	0.283	0.074	5	85,151
5	20	Kiern Jewiss	GBR	Tonykart	Strawberry Racing	5	1:02.455	0.294	0.011	4	85,136
6	78	Johnathan Hoggard	GBR	Tonykart	KR Sport	5	1:02.647	0.486	0.192	4	84,876
7	46	Scott Symons	GBR	Tonykart	KR Sport	5	1:02.691	0.530	0.044	5	84,816
8	16	Nicolas Schoell	AUT	Tonykart	Speedworld Academy	6	1:02.780	0.619	0.089	5	84,696
9	82	Nazim Azman	MYS	Kosmic	Aim Motorsport	6	1:02.811	0.650	0.031	6	84,654
10	44	Tom Canning	GBR	FA Kart	Dan Holland Racing	5	1:02.882	0.721	0.071	4	84,558
11	84	Quentin Dupuis	FRA	Birel	MGT	7	1:02.925	0.764	0.043	7	84,501
12	70	Dimitrios Tsimpris	GRC	Tonykart	Prt Motorsport	6	1:02.926	0.765	0.001	6	84,499
13	58	Dzianis Slavinski	BLR	Tonykart	M Racing	6	1:02.943	0.782	0.017	6	84,476
14	60	Florian Venturi	FRA	FA Kart	DSS	6	1:02.957	0.796	0.014	6	84,458
15	64	Jakub Bezel	CZE	MSKart	Bezel Petr	6	1:03.016	0.855	0.059	6	84,379
16	52	Alain Delon Thompson	ZAF	BirelART	BirelART/KMS	6	1:03.114	0.953	0.098	6	84,248
17	22	Daniel Louko	FIN	Tonykart	Paul Carr Racing	6	1:03.135	0.974	0.021	6	84,220
18	72	Lukas Dunner	AUT	Tonykart	Speedworld Academy	6	1:03.139	0.978	0.004	6	84,214
19	68	Owen Byatt	GBR	Kosmic	Aim Motorsport	5	1:03.198	1.037	0.059	5	84,136
20	42	Joel Jern	SWE	Gillard	PDB Racing Team	6	1:03.234	1.073	0.036	4	84,088
21	32	Lluc Ibanez	ESP	Kosmic	Binakart	6	1:03.313	1.152	0.079	5	83,983
22	28	Andreas Estner	DEU	Tonykart	RS Competition	6	1:03.540	1.379	0.227	5	83,683
23	74	Arthur Carbonnel	FRA	Birelart	Universal Drivers	6	1:03.553	1.392	0.013	5	83,666
24	80	Adam Haikal	MYS	Kosmic	Aim Motorsport	6	1:03.554	1.393	0.001	4	83,664
25	66	Tim Mika Metz	DEU	CRG	CRG SPA	6	1:03.602	1.441	0.048	6	83,601
26	62	Oliver Rasmussen	FRA	Birel	MRT Mich Racing Team	7	1:04.015	1.854	0.413	7	83,062
27	18	Cristian Davies	ESP	Kosmic	Binakart	6	1:04.353	2.192	0.338	4	82,626
28	76	Manuel Sulaiman	MEX	Tonykart	KR Sport	3	1:08.335	6.174	3.982	3	77,811
29	56	Adrian Schimpf	ESP	DR	VPDR/Gulfitoso					0	-





Rotax Euro Challenge Salbris/France

Rotax Juniors

Salbris 1,477 Km

Free Practice 2 even no.

03.04.2015 12:10

Practice (7:00 Time) started at 12:10:01

Lap	Time of Day	Lap Tm	Diff	S1 Tm	S2 Tm	S3 Tm	Lap	Time of Day	Lap Tm	Diff	S1 Tm	S2 Tm	S3 Tm
(54) Tom Gamble													
1	12:13:10.069	1:15.278	+13.117	29.111	22.705	23.462	1	12:12:42.871	1:05.956	+3.074	22.539	19.488	23.929
2	12:14:13.800	1:03.731	+1.570	21.723	18.856	23.152	2	12:13:55.364	1:12.493	+9.611	29.204	20.064	23.225
3	12:15:16.539	1:02.739	+0.578	21.324	18.684	22.731	3	12:14:58.692	1:03.328	+0.446	21.534	18.953	22.841
4	12:16:18.917	1:02.378	+0.217	21.179	18.553	22.646	4	12:16:01.574	1:02.882		21.280	18.785	22.817
5	12:17:21.078	1:02.161		21.158	18.475	22.528	5	12:17:04.573	1:02.999	+0.117	21.255	18.912	22.832
(34) Fin Kenneally													
1	12:13:00.989	1:06.728	+4.475	23.289	20.355	23.084	1	12:11:42.910	1:07.543	+4.618	23.194	19.922	24.427
2	12:14:09.661	1:08.672	+6.419	26.795	18.995	22.882	2	12:12:47.792	1:04.882	+1.957	22.587	19.264	23.031
3	12:15:13.938	1:04.277	+2.024	22.277	18.999	23.001	3	12:13:51.369	1:03.577	+0.652	21.769	18.867	22.941
4	12:16:17.222	1:03.284	+1.031	21.758	18.641	22.885	4	12:14:54.603	1:03.234	+0.309	21.541	18.879	22.814
5	12:17:19.475	1:02.253		21.179	18.508	22.566	5	12:15:57.793	1:03.190	+0.265	21.491	18.800	22.899
							6	12:17:00.850	1:03.057	+0.132	21.456	18.897	22.704
							7	12:18:03.775	1:02.925		21.429	18.686	22.810
(24) Oliver York													
1	12:13:04.800	1:07.240	+4.870	24.130	19.796	23.314	1	12:12:06.624	1:06.000	+3.074	23.043	19.540	23.417
2	12:14:08.308	1:03.508	+1.138	21.803	18.843	22.862	2	12:13:12.942	1:06.318	+3.392	21.765	19.217	25.336
3	12:15:11.075	1:02.767	+0.397	21.366	18.628	22.773	3	12:14:16.680	1:03.738	+0.812	21.818	18.937	22.983
4	12:16:13.670	1:02.595	+0.225	21.346	18.567	22.682	4	12:15:20.477	1:03.797	+0.871	21.479	19.465	22.853
5	12:17:16.040	1:02.370		21.193	18.544	22.633	5	12:16:23.505	1:03.028	+0.102	21.516	18.796	22.716
							6	12:17:26.431	1:02.926		21.347	18.774	22.805
(8) Jack McCarthy													
1	12:13:07.990	1:09.033	+6.589	25.723	20.142	23.168	1	12:11:58.904	1:11.746	+8.803	22.384	19.151	30.211
2	12:14:11.169	1:03.179	+0.735	21.584	18.789	22.806	2	12:13:04.522	1:05.618	+2.675	22.859	19.409	23.350
3	12:15:14.046	1:02.877	+0.433	21.275	18.737	22.865	3	12:14:08.011	1:03.489	+0.546	21.702	18.884	22.903
4	12:16:16.772	1:02.726	+0.282	21.308	18.672	22.746	4	12:15:11.247	1:03.236	+0.293	21.421	18.726	23.089
5	12:17:19.216	1:02.444		21.192	18.587	22.665	5	12:16:14.352	1:03.105	+0.162	21.524	18.715	22.866
							6	12:17:17.295	1:02.943		21.467	18.690	22.786
(20) Kiern Jewiss													
1	12:13:06.587	1:06.871	+4.416	24.339	19.324	23.208	1	12:12:07.983	1:04.918	+1.961	22.390	19.205	23.323
2	12:14:10.120	1:03.533	+1.078	21.698	19.053	22.782	2	12:13:11.807	1:03.824	+0.867	21.669	19.140	23.015
3	12:15:13.289	1:03.169	+0.714	21.649	18.872	22.648	3	12:14:15.146	1:03.339	+0.382	21.530	18.908	22.901
4	12:16:15.744	1:02.455		21.236	18.584	22.635	4	12:15:18.525	1:03.379	+0.422	21.751	18.799	22.829
5	12:17:18.427	1:02.683	+0.228	21.488	18.607	22.588	5	12:16:21.564	1:03.039	+0.082	21.504	18.728	22.807
							6	12:17:24.521	1:02.957		21.431	18.754	22.772
(78) Johnathan Hoggard													
1	12:13:03.955	1:10.034	+7.387	26.689	19.894	23.451	1	12:11:37.851	1:05.215	+2.199	22.682	19.317	23.216
2	12:14:07.631	1:03.676	+1.029	21.842	18.911	22.923	2	12:12:42.593	1:04.742	+1.726	22.025	19.192	23.525
3	12:15:10.437	1:02.806	+0.159	21.366	18.690	22.750	3	12:13:46.234	1:03.641	+0.625	21.694	19.030	22.917
4	12:16:13.084	1:02.647		21.291	18.658	22.698	4	12:14:59.512	1:13.278	+10.262	22.435	23.830	27.013
5	12:17:15.769	1:02.685	+0.038	21.319	18.630	22.736	5	12:16:03.119	1:03.607	+0.591	21.605	19.066	22.936
							6	12:17:06.135	1:03.016		21.525	18.782	22.709
(46) Scott Symons													
1	12:13:02.964	1:19.989	+17.298	24.290	32.038	23.661	1	12:11:43.421	1:06.174	+3.060	22.960	19.470	23.744
2	12:14:09.498	1:06.534	+3.843	22.866	20.628	23.040	2	12:12:49.296	1:05.875	+2.761	22.880	19.864	23.131
3	12:15:12.381	1:02.883	+0.192	21.374	18.715	22.794	3	12:13:53.596	1:04.300	+1.186	22.449	18.925	22.926
4	12:16:15.128	1:02.747	+0.056	21.345	18.720	22.682	4	12:14:57.055	1:03.459	+0.345	21.608	18.876	22.975
5	12:17:17.819	1:02.691		21.377	18.636	22.678	5	12:16:00.516	1:03.461	+0.347	21.737	18.809	22.915
							6	12:17:03.630	1:03.114		21.583	18.766	22.765
(16) Nicolas Schoell													
1	12:11:42.225	1:07.159	+4.379	23.242	19.532	24.385	1	12:11:55.211	1:10.467	+7.332	23.191	19.552	27.724
2	12:13:10.401	1:28.176	+25.396	35.028	29.228	23.920	2	12:13:00.497	1:05.286	+2.151	22.558	19.657	23.071
3	12:14:14.238	1:03.837	+1.057	21.754	18.863	23.220	3	12:14:04.049	1:03.552	+0.417	21.753	18.931	22.868
4	12:15:17.366	1:03.128	+0.348	21.483	18.892	22.753	4	12:15:07.278	1:03.229	+0.094	21.664	18.787	22.778
5	12:16:20.146	1:02.780		21.407	18.708	22.665	5	12:16:10.505	1:03.227	+0.092	21.548	18.846	22.833
6	12:17:23.013	1:02.867	+0.087	21.322	18.675	22.870	6	12:17:13.640	1:03.135		21.493	18.816	22.826
(82) Nazim Azman													
1	12:11:56.506	1:16.101	+13.290	23.341	19.485	33.275	1	12:11:42.845	1:07.546	+4.407	23.118	19.760	24.668
2	12:13:05.654	1:09.148	+6.337	25.612	20.169	23.367							
3	12:14:10.984	1:05.330	+2.519	22.184	19.997	23.149							
4	12:15:14.927	1:03.943	+1.132	21.939	18.914	23.090							
5	12:16:17.994	1:03.067	+0.256	21.460	18.695	22.912							
6	12:17:20.805	1:02.811		21.290	18.624	22.897							
(72) Lukas Dunner													
1	12:11:42.845	1:07.546	+4.407	23.118	19.760	24.668							

Timekeeping M. Wagner:

Clerk of the course Thomas Lainer:

Steward Horst Seidel:

Chief Scrutineer Paul Klassen:





Rotax Euro Challenge Salbris/France

Rotax Juniors

Salbris 1,477 Km

Free Practice 2 even no.

03.04.2015 12:10

Practice (7:00 Time) started at 12:10:01

Lap	Time of Day	Lap Tm	Diff	S1 Tm	S2 Tm	S3 Tm	Lap	Time of Day	Lap Tm	Diff	S1 Tm	S2 Tm	S3 Tm
2	12:13:10.719	1:27.874	+24.735	36.536	27.594	23.744	5	12:15:55.251	1:04.237	+0.222	21.839	19.231	23.167
3	12:14:15.468	1:04.749	+1.610	22.033	19.227	23.489	6	12:16:59.529	1:04.278	+0.263	22.083	19.152	23.043
4	12:15:19.602	1:04.134	+0.995	21.923	19.142	23.069	7	12:18:03.544	1:04.015		21.879	19.063	23.073
5	12:16:22.998	1:03.396	+0.257	21.622	18.853	22.921	(18) Cristian Davies						
6	12:17:26.137	1:03.139		21.497	18.777	22.865	1	12:11:38.316	1:06.730	+2.377	22.998	19.706	24.026
(68) Owen Byatt							2	12:12:43.364	1:05.048	+0.695	22.141	19.427	23.480
1	12:13:01.618	1:06.444	+3.246	23.202	19.897	23.345	3	12:13:49.773	1:06.409	+2.056	23.759	19.185	23.465
2	12:14:05.628	1:04.010	+0.812	21.967	18.972	23.071	4	12:14:54.126	1:04.353		21.835	19.144	23.374
3	12:15:09.083	1:03.455	+0.257	21.620	18.839	22.996	5	12:16:03.943	1:09.817	+5.464	25.710	20.537	23.570
4	12:16:12.367	1:03.284	+0.086	21.572	18.826	22.886	6	12:17:08.561	1:04.618	+0.265	22.362	19.078	23.178
5	12:17:15.565	1:03.198		21.402	18.859	22.937	(76) Manuel Sulaiman						
(42) Joel Jern							1	12:13:04.755	1:09.414	+1.079	24.274	20.912	24.228
1	12:11:59.996	1:05.870	+2.636	22.852	19.403	23.615	2	12:14:14.465	1:09.710	+1.375	25.936	19.790	23.984
2	12:13:05.235	1:05.239	+2.005	22.741	19.341	23.157	3	12:15:22.800	1:08.335		22.880	21.345	24.110
3	12:14:08.991	1:03.756	+0.522	21.706	19.097	22.953	(32) Lluç Ibanez						
4	12:15:12.225	1:03.234		21.352	18.879	23.003	1	12:11:37.348	1:07.133	+3.820	23.097	19.498	24.538
5	12:16:15.637	1:03.412	+0.178	21.627	18.834	22.951	2	12:12:44.498	1:07.150	+3.837	24.242	19.761	23.147
6	12:17:19.123	1:03.486	+0.252	21.892	18.732	22.862	3	12:13:48.403	1:03.905	+0.592	21.939	18.917	23.049
(28) Andreas Estner							4	12:14:52.043	1:03.640	+0.327	21.789	18.928	22.923
1	12:11:45.094	1:05.312	+1.772	22.610	19.281	23.421	5	12:15:55.356	1:03.313		21.581	18.753	22.979
2	12:12:49.589	1:04.495	+0.955	22.152	19.209	23.134	6	12:17:07.820	1:12.464	+9.151	21.940	26.993	23.531
3	12:13:54.091	1:04.502	+0.962	22.334	19.050	23.118	(74) Arthur Carbonnel						
4	12:14:57.771	1:03.680	+0.140	21.642	18.843	23.195	1	12:11:43.034	1:07.344	+3.791	23.092	19.907	24.345
5	12:16:01.311	1:03.540		21.647	18.834	23.059	2	12:12:49.085	1:06.051	+2.498	23.402	19.377	23.272
6	12:17:05.081	1:03.770	+0.230	21.840	18.997	22.933	3	12:13:53.410	1:04.325	+0.772	22.251	19.017	23.057
(80) Adam Haikal							4	12:14:57.439	1:04.029	+0.476	22.047	18.973	23.009
1	12:11:44.881	1:06.777	+3.223	23.229	19.862	23.686	5	12:16:00.992	1:03.553		21.708	18.921	22.924
2	12:12:51.193	1:06.312	+2.758	22.130	20.700	23.482	6	12:17:04.927	1:03.935	+0.382	21.635	19.241	23.059
3	12:13:55.522	1:04.329	+0.775	22.005	19.154	23.170	(66) Tim Mika Metz						
4	12:14:59.076	1:03.554		21.680	18.845	23.029	1	12:11:43.211	1:06.669	+3.067	22.585	19.787	24.297
5	12:16:04.136	1:05.060	+1.506	21.310	19.000	24.750	2	12:12:48.928	1:05.717	+2.115	23.154	19.237	23.326
6	12:17:08.284	1:04.148	+0.594	21.947	19.112	23.089	3	12:13:54.489	1:05.561	+1.959	23.329	19.087	23.145
(62) Oliver Rasmussen							4	12:14:58.180	1:03.691	+0.089	21.603	18.908	23.180
1	12:11:36.695	1:06.834	+2.819	22.934	19.570	24.330	5	12:16:02.478	1:04.298	+0.696	21.784	19.368	23.146
2	12:12:41.400	1:04.705	+0.690	22.160	19.263	23.282	6	12:17:06.080	1:03.602		21.649	18.933	23.020
3	12:13:46.023	1:04.623	+0.608	22.109	19.239	23.275	(62) Oliver Rasmussen						
4	12:14:51.014	1:04.991	+0.976	22.515	19.159	23.317	1	12:11:36.695	1:06.834	+2.819	22.934	19.570	24.330



Rotax Euro Challenge Salbris/France

Rotax Juniors

Salbris 1,477 Km

Qualifying Practice Group J1

03.04.2015 14:20

Qualifying (8:00 Time) started at 14:20:00

Pos	No.	Name	Nat.	Chassis	Race Team	Laps	Best Tm	Diff	Gap	In Lap	km/h
1	8	Jack McCarthy	GBR	Tonykart	Strawberry Racing	6	1:02.382			6	85,236
2	54	Tom Gamble	GBR	FA Kart	Dan Holland Racing	6	1:02.438	0.056	0.056	6	85,160
3	27	Ayrton Simmons	GBR	Tonykart	Coles Racing	6	1:02.493	0.111	0.055	6	85,085
4	52	Alain Delon Thompson	ZAF	BirelART	BirelART/KMS	6	1:02.529	0.147	0.036	6	85,036
5	3	Dean MacDonald	GBR	Kosmic	Aim Motorsport	6	1:02.552	0.170	0.023	6	85,004
6	60	Florian Venturi	FRA	FA Kart	DSS	6	1:02.566	0.184	0.014	5	84,985
7	44	Tom Canning	GBR	FA Kart	Dan Holland Racing	6	1:02.612	0.230	0.046	6	84,923
8	33	Antoine Perceval	FRA	Tonykart	SG Drivers	6	1:02.616	0.234	0.004	6	84,918
9	24	Oliver York	GBR	Kosmic	Aim Motorsport	6	1:02.645	0.263	0.029	6	84,878
10	79	Natael Cantin	CAN	BirelART	BirelART/KMS	6	1:02.652	0.270	0.007	6	84,869
11	71	Olli Caldwell	GBR	Tonykart	Coles Racing	6	1:02.684	0.302	0.032	6	84,825
12	69	Javier Gonzalez	MEX	Kosmic	Paul Carr Racing	6	1:02.718	0.336	0.034	6	84,779
13	80	Adam Haikal	MYS	Kosmic	Aim Motorsport	6	1:02.821	0.439	0.103	6	84,640
14	63	Louis Henkefend	DEU	Alonso	Team TKP	6	1:02.824	0.442	0.003	6	84,636
15	46	Scott Symons	GBR	Tonykart	KR Sport	6	1:02.827	0.445	0.003	3	84,632
16	65	Jean Nomblot	FRA	Sodi	Kart Pro Racing KPR	6	1:02.848	0.466	0.021	6	84,604
17	16	Nicolas Schoell	AUT	Tonykart	Speedworld Academy	6	1:02.944	0.562	0.096	5	84,475
18	82	Nazim Azman	MYS	Kosmic	Aim Motorsport	6	1:02.960	0.578	0.016	6	84,454
19	35	Ido Cohen	ISR	CRG	CRG SPA	6	1:02.969	0.587	0.009	6	84,442
20	76	Manuel Sulaiman	MEX	Tonykart	KR Sport	6	1:03.020	0.638	0.051	5	84,373
21	5	Alex Quinn	GBR	CRG	CRG SPA	6	1:03.038	0.656	0.018	5	84,349
22	39	Hugo Andersson	SWE	Alonso	Dan Holland Racing	6	1:03.083	0.701	0.045	4	84,289
23	22	Daniel Louko	FIN	Tonykart	Paul Carr Racing	7	1:03.179	0.797	0.096	4	84,161
24	19	Jack Spinola	PRT	FA Kart	Dan Holland Racing	6	1:03.229	0.847	0.050	5	84,094
25	61	Charlie Andersen	SWE	Tonykart	Ward Racing	8	1:03.291	0.909	0.062	8	84,012
26	62	Oliver Rasmussen	FRA	Birel	MRT Mich Racing Team	8	1:03.689	1.307	0.398	7	83,487
27	77	David Rehme	SWE	CRG	CRG SPA	7	1:03.697	1.315	0.008	7	83,476
28	57	Alejandro Schimpf	ESP	DR	VPDR/Gulfitoso	6	1:03.907	1.525	0.210	5	83,202
29	45	Kilian Meyer	ESP	CRG SPA	CRG SPA	6	1:04.275	1.893	0.368	6	82,726
30	21	Phil Doerr	DEU	CRG	CRG SPA	7	1:04.671	2.289	0.396	4	82,219

Announcements

These results are provisional until the conclusion of any judicial and technical matters!



Rotax Euro Challenge Salbris/France

Rotax Juniors

Salbris 1,477 Km

Qualifying Practice Group J1

03.04.2015 14:20

Qualifying (8:00 Time) started at 14:20:00

Lap	Time of Day	Lap Tm	Diff	S1 Tm	S2 Tm	S3 Tm	Lap	Time of Day	Lap Tm	Diff	S1 Tm	S2 Tm	S3 Tm
(8) Jack McCarthy													
1	14:23:01.608	1:09.689	+7.307	26.226	20.108	23.355	1	14:22:54.185	1:06.745	+4.100	23.975	19.601	23.169
2	14:24:04.781	1:03.173	+0.791	21.542	18.855	22.776	2	14:23:57.525	1:03.340	+0.695	21.685	18.801	22.854
3	14:25:07.605	1:02.824	+0.442	21.275	18.753	22.796	3	14:25:00.789	1:03.264	+0.619	21.713	18.854	22.697
4	14:26:14.378	1:06.773	+4.391	25.097	18.959	22.717	4	14:26:03.586	1:02.797	+0.152	21.459	18.711	22.627
5	14:27:17.059	1:02.681	+0.299	21.350	18.685	22.646	5	14:27:06.318	1:02.732	+0.087	21.377	18.634	22.721
6	14:28:19.441	1:02.382		21.242	18.611	22.529	6	14:28:08.963	1:02.645		21.389	18.600	22.656
(54) Tom Gamble													
1	14:22:47.848	1:06.131	+3.693	23.766	19.321	23.044	1	14:22:53.923	1:07.989	+5.337	24.933	19.821	23.235
2	14:23:53.925	1:06.077	+3.639	21.663	18.883	25.531	2	14:23:57.774	1:03.851	+1.199	21.888	19.070	22.893
3	14:25:09.802	1:15.877	+13.439	24.034	18.847	32.996	3	14:25:01.496	1:03.722	+1.070	22.072	18.871	22.779
4	14:26:12.763	1:02.961	+0.523	21.528	18.773	22.660	4	14:26:05.132	1:03.636	+0.984	21.743	19.075	22.818
5	14:27:15.234	1:02.471	+0.033	21.276	18.630	22.565	5	14:27:08.014	1:02.882	+0.230	21.625	18.692	22.565
6	14:28:17.672	1:02.438		21.108	18.751	22.579	6	14:28:10.666	1:02.652		21.400	18.658	22.594
(27) Ayrton Simmons													
1	14:23:03.961	1:14.523	+12.030	26.562	24.367	23.594	1	14:23:04.158	1:14.574	+11.890	26.589	24.364	23.621
2	14:24:07.551	1:03.590	+1.097	21.830	19.000	22.760	2	14:24:07.903	1:03.745	+1.061	21.846	19.025	22.874
3	14:25:10.780	1:03.229	+0.736	21.622	18.731	22.876	3	14:25:12.023	1:04.120	+1.436	21.657	19.410	23.053
4	14:26:14.570	1:03.790	+1.297	22.260	18.903	22.627	4	14:26:15.647	1:03.624	+0.940	21.562	19.019	23.043
5	14:27:17.228	1:02.658	+0.165	21.356	18.692	22.610	5	14:27:18.487	1:02.840	+0.156	21.432	18.709	22.699
6	14:28:19.721	1:02.493		21.202	18.693	22.598	6	14:28:21.171	1:02.684		21.212	18.774	22.698
(52) Alain Delon Thompson													
1	14:22:54.935	1:09.922	+7.393	25.434	21.182	23.306	1	14:22:52.754	1:07.178	+4.460	24.270	19.640	23.268
2	14:23:58.594	1:03.659	+1.130	21.829	18.956	22.874	2	14:23:56.159	1:03.405	+0.687	21.592	18.867	22.946
3	14:25:02.250	1:03.656	+1.127	21.599	19.230	22.827	3	14:24:59.892	1:03.733	+1.015	21.927	18.945	22.861
4	14:26:05.317	1:03.067	+0.538	21.550	18.690	22.827	4	14:26:03.480	1:03.588	+0.870	21.741	18.914	22.933
5	14:27:08.353	1:03.036	+0.507	21.788	18.666	22.582	5	14:27:06.589	1:03.109	+0.391	21.698	18.722	22.689
6	14:28:10.882	1:02.529		21.315	18.674	22.540	6	14:28:09.307	1:02.718		21.334	18.725	22.659
(3) Dean MacDonald													
1	14:23:02.124	1:08.613	+6.061	25.365	20.020	23.228	1	14:22:56.723	1:07.834	+5.013	24.667	19.766	23.401
2	14:24:05.316	1:03.192	+0.640	21.685	18.781	22.726	2	14:24:01.053	1:04.330	+1.509	22.065	19.184	23.081
3	14:25:07.889	1:02.573	+0.021	21.347	18.703	22.523	3	14:25:05.528	1:04.475	+1.654	21.672	19.721	23.082
4	14:26:15.375	1:07.486	+4.934	25.400	19.121	22.965	4	14:26:08.830	1:03.302	+0.481	21.635	18.840	22.827
5	14:27:18.150	1:02.775	+0.223	21.447	18.711	22.617	5	14:27:12.340	1:03.510	+0.689	21.420	19.172	22.918
6	14:28:20.702	1:02.552		21.228	18.666	22.658	6	14:28:15.161	1:02.821		21.339	18.720	22.762
(60) Florian Venturi													
1	14:23:07.984	1:18.111	+15.545	24.940	28.594	24.577	1	14:22:53.164	1:06.983	+4.159	24.211	19.572	23.200
2	14:24:11.858	1:03.874	+1.308	21.909	19.073	22.892	2	14:23:56.686	1:03.522	+0.698	21.811	18.913	22.798
3	14:25:14.809	1:02.951	+0.385	21.392	18.788	22.771	3	14:25:00.612	1:03.926	+1.102	22.208	18.877	22.841
4	14:26:17.614	1:02.805	+0.239	21.353	18.777	22.675	4	14:26:03.872	1:03.260	+0.436	21.598	18.977	22.685
5	14:27:20.180	1:02.566		21.238	18.729	22.599	5	14:27:06.792	1:02.920	+0.096	21.556	18.720	22.644
6	14:28:22.771	1:02.591	+0.025	21.314	18.619	22.658	6	14:28:09.616	1:02.824		21.468	18.700	22.656
(46) Scott Symons													
1	14:22:57.807	1:06.698	+3.871	23.953	19.510	23.235	1	14:22:57.807	1:06.698	+3.871	23.953	19.510	23.235
2	14:24:01.406	1:03.599	+0.772	21.814	19.036	22.749	2	14:24:01.406	1:03.599	+0.772	21.814	19.036	22.749
3	14:25:04.233	1:02.827		21.396	18.801	22.630	3	14:25:04.233	1:02.827		21.396	18.801	22.630
4	14:26:07.445	1:03.212	+0.385	21.667	18.823	22.722	4	14:26:07.445	1:03.212	+0.385	21.667	18.823	22.722
5	14:27:10.721	1:03.276	+0.449	21.538	19.083	22.655	5	14:27:10.721	1:03.276	+0.449	21.538	19.083	22.655
6	14:28:13.826	1:03.105	+0.278	21.541	18.758	22.806	6	14:28:13.826	1:03.105	+0.278	21.541	18.758	22.806
(65) Jean Nomblot													
1	14:22:32.839	1:13.225	+10.377	25.475	20.384	27.366	1	14:22:32.839	1:13.225	+10.377	25.475	20.384	27.366
2	14:23:56.381	1:23.542	+20.694	33.685	25.196	24.661	2	14:23:56.381	1:23.542	+20.694	33.685	25.196	24.661
3	14:25:01.191	1:04.810	+1.962	22.450	19.454	22.906	3	14:25:01.191	1:04.810	+1.962	22.450	19.454	22.906
4	14:26:04.582	1:03.391	+0.543	21.877	18.778	22.736	4	14:26:04.582	1:03.391	+0.543	21.877	18.778	22.736
5	14:27:07.631	1:03.049	+0.201	21.655	18.707	22.687	5	14:27:07.631	1:03.049	+0.201	21.655	18.707	22.687
6	14:28:10.479	1:02.848		21.613	18.629	22.606	6	14:28:10.479	1:02.848		21.613	18.629	22.606
(16) Nicolas Schoell													
1	14:22:45.987	1:08.990	+6.046	25.547	19.963	23.480	1	14:22:45.987	1:08.990	+6.046	25.547	19.963	23.480
2	14:23:54.050	1:08.063	+5.119	22.233	19.526	26.304	2	14:23:54.050	1:08.063	+5.119	22.233	19.526	26.304





Rotax Euro Challenge Salbris/France

Rotax Juniors

Salbris 1,477 Km

Qualifying Practice Group J1

03.04.2015 14:20

Qualifying (8:00 Time) started at 14:20:00

Lap	Time of Day	Lap Tm	Diff	S1 Tm	S2 Tm	S3 Tm	Lap	Time of Day	Lap Tm	Diff	S1 Tm	S2 Tm	S3 Tm
3	14:25:03.292	1:09.242	+6.298	25.293	20.977	22.972	4	14:24:38.430	1:03.528	+0.237	21.591	18.910	23.027
4	14:26:07.146	1:03.854	+0.910	22.085	18.957	22.812	5	14:25:41.851	1:03.421	+0.130	21.562	18.929	22.930
5	14:27:10.090	1:02.944		21.370	18.713	22.861	6	14:26:45.282	1:03.431	+0.140	21.496	18.902	23.033
6	14:28:13.123	1:03.033	+0.089	21.765	18.694	22.574	7	14:27:48.636	1:03.354	+0.063	21.459	18.886	23.009
(82) Nazim Azman							8	14:28:51.927	1:03.291		21.509	18.800	22.982
1	14:22:57.634	1:09.093	+6.133	24.592	20.417	24.084	(62) Oliver Rasmussen						
2	14:24:02.025	1:04.391	+1.431	21.840	19.383	23.168	1	14:21:19.151	1:11.516	+7.827	26.108	21.155	24.253
3	14:25:06.166	1:04.141	+1.181	21.549	18.961	23.631	2	14:22:24.105	1:04.954	+1.265	22.376	19.267	23.311
4	14:26:09.467	1:03.301	+0.341	21.479	18.878	22.944	3	14:23:28.222	1:04.117	+0.428	22.038	19.038	23.041
5	14:27:12.828	1:03.361	+0.401	21.566	18.860	22.935	4	14:24:32.167	1:03.945	+0.256	21.851	19.008	23.086
6	14:28:15.788	1:02.960		21.433	18.783	22.744	5	14:25:36.067	1:03.900	+0.211	21.857	19.087	22.956
(35) Ido Cohen							6	14:26:39.831	1:03.764	+0.075	21.772	18.956	23.036
1	14:22:57.229	1:08.207	+5.238	24.814	19.767	23.626	7	14:27:43.520	1:03.689		21.806	18.960	22.923
2	14:24:01.249	1:04.020	+1.051	22.017	19.034	22.969	8	14:28:47.918	1:04.398	+0.709	22.370	19.112	22.916
3	14:25:05.281	1:04.032	+1.063	21.800	19.241	22.991	(77) David Rehme						
4	14:26:08.646	1:03.365	+0.396	21.541	18.839	22.985	1	14:22:10.771	1:09.078	+5.381	25.104	19.954	24.020
5	14:27:11.830	1:03.184	+0.215	21.515	18.898	22.771	2	14:23:15.826	1:05.055	+1.358	22.394	19.279	23.382
6	14:28:14.799	1:02.969		21.468	18.810	22.691	3	14:24:20.129	1:04.303	+0.606	21.864	19.118	23.321
(76) Manuel Sulaiman							4	14:25:24.088	1:03.959	+0.262	21.743	18.969	23.247
1	14:23:02.766	1:08.521	+5.501	25.059	19.916	23.546	5	14:26:28.142	1:04.054	+0.357	21.767	19.075	23.212
2	14:24:06.858	1:04.092	+1.072	21.836	19.061	23.195	6	14:27:31.895	1:03.753	+0.056	21.686	18.981	23.086
3	14:25:10.697	1:03.839	+0.819	21.710	18.993	23.136	7	14:28:35.592	1:03.697		21.678	18.931	23.088
4	14:26:14.885	1:04.188	+1.168	22.528	18.892	22.768	(57) Alejandro Schimpf						
5	14:27:17.905	1:03.020		21.406	18.786	22.828	1	14:22:35.104	1:09.456	+5.549	25.902	20.020	23.534
6	14:28:21.054	1:03.149	+0.129	21.354	19.003	22.792	2	14:23:39.635	1:04.531	+0.624	22.164	19.171	23.196
(5) Alex Quinn							3	14:24:43.643	1:04.008	+0.101	21.824	19.030	23.154
1	14:22:51.534	1:07.004	+3.966	24.259	19.482	23.263	4	14:26:02.249	1:18.606	+14.699	33.313	22.303	22.990
2	14:23:55.141	1:03.607	+0.569	21.786	18.970	22.851	5	14:27:06.156	1:03.907		21.851	18.987	23.069
3	14:24:58.306	1:03.165	+0.127	21.586	18.787	22.792	6	14:28:10.088	1:03.932	+0.025	22.347	18.747	22.838
4	14:26:01.376	1:03.070	+0.032	21.505	18.807	22.758	(45) Kilian Meyer						
5	14:27:04.414	1:03.038		21.556	18.753	22.729	1	14:22:46.619	1:09.265	+4.990	25.422	20.214	23.629
6	14:28:07.472	1:03.058	+0.020	21.545	18.756	22.757	2	14:23:54.360	1:07.741	+3.466	22.008	19.300	26.433
(39) Hugo Andersson							3	14:24:59.508	1:05.148	+0.873	22.747	19.213	23.188
1	14:22:53.524	1:08.167	+5.084	24.841	19.962	23.364	4	14:26:05.021	1:05.513	+1.238	23.271	19.310	22.932
2	14:23:57.447	1:03.923	+0.840	21.791	19.057	23.075	5	14:27:10.034	1:05.013	+0.738	22.506	19.335	23.172
3	14:25:02.717	1:05.270	+2.187	22.553	19.788	22.929	6	14:28:14.309	1:04.275		21.980	18.843	23.452
4	14:26:05.800	1:03.083		21.502	18.798	22.783	(21) Phil Doerr						
5	14:27:09.407	1:03.607	+0.524	21.858	18.947	22.802	1	14:21:46.898	1:11.789	+7.118	26.611	20.882	24.296
6	14:28:12.813	1:03.406	+0.323	21.474	19.085	22.847	2	14:22:54.718	1:07.820	+3.149	24.104	19.951	23.765
(22) Daniel Louko							3	14:23:59.464	1:04.746	+0.075	22.395	19.165	23.186
1	14:22:25.516	1:10.866	+7.687	25.896	21.432	23.538	4	14:25:04.135	1:04.671		22.296	19.202	23.173
2	14:23:29.684	1:04.168	+0.989	22.131	18.990	23.047	5	14:26:09.380	1:05.245	+0.574	22.216	19.081	23.948
3	14:24:33.031	1:03.347	+0.168	21.866	18.794	22.687	6	14:27:14.146	1:04.766	+0.095	22.322	19.185	23.259
4	14:25:36.210	1:03.179		21.576	18.875	22.728	7	14:28:19.216	1:05.070	+0.399	21.762	20.022	23.286
5	14:26:40.524	1:04.314	+1.135	22.563	18.842	22.909	(19) Jack Spinola						
6	14:27:43.732	1:03.208	+0.029	21.643	18.825	22.740	1	14:22:55.662	1:07.268	+4.039	24.243	19.664	23.361
7	14:28:47.173	1:03.441	+0.262	21.797	18.799	22.845	2	14:23:59.596	1:03.934	+0.705	21.904	18.959	23.071
(61) Charlie Andersen							3	14:25:03.440	1:03.844	+0.615	21.872	19.027	22.945
1	14:21:21.267	1:10.050	+6.759	24.968	20.338	24.744	4	14:26:07.375	1:03.935	+0.706	21.866	19.227	22.842
2	14:22:30.691	1:09.424	+6.133	24.209	20.145	25.070	5	14:27:10.604	1:03.229		21.657	18.804	22.768
3	14:23:34.902	1:04.211	+0.920	21.963	19.113	23.135	6	14:28:14.015	1:03.411	+0.182	21.712	18.900	22.799





Rotax Euro Challenge Salbris/France

Rotax Juniors

Salbris 1,477 Km

Qualifying Practice Group J2

03.04.2015 14:40

Qualifying (8:00 Time) started at 14:40:00

Pos	No.	Name	Nat.	Chassis	Race Team	Laps	Best Tm	Diff	Gap	In Lap	km/h
1	47	Mark Kimber	GBR	FA Kart	Dan Holland Racing	6	1:02.442			4	85,154
2	49	Zak Fulk	GBR	Tonykart	Coles Racing	6	1:02.454	0.012	0.012	5	85,138
3	34	Fin Kenneally	GBR	Kosmic	Aim Motorsport	6	1:02.468	0.026	0.014	5	85,119
4	20	Kiern Jewiss	GBR	Tonykart	Strawberry Racing	6	1:02.469	0.027	0.001	5	85,117
5	23	Enzo Coursimault	FRA	Kosmic/Sodik	PKS	5	1:02.474	0.032	0.005	4	85,111
6	58	Dzianis Slavinski	BLR	Tonykart	M Racing	7	1:02.530	0.088	0.056	6	85,034
7	17	Jordan Brown-Nutley	GBR	Tonykart	CRM	6	1:02.594	0.152	0.064	5	84,947
8	32	Lluc Ibanez	ESP	Kosmic	Binakart	6	1:02.613	0.171	0.019	6	84,922
9	31	Axel Charpentier	GBR	Tonykart	Strawberry Racing	6	1:02.668	0.226	0.055	4	84,847
10	68	Owen Byatt	GBR	Kosmic	Aim Motorsport	6	1:02.716	0.274	0.048	5	84,782
11	42	Joel Jern	SWE	Gillard	PDB Racing Team	7	1:02.717	0.275	0.001	6	84,781
12	64	Jakub Bezel	CZE	MSKart	Bezel Petr	7	1:02.757	0.315	0.040	6	84,727
13	70	Dimitrios Tsimpris	GRC	Tonykart	Prt Motorsport	8	1:02.797	0.355	0.040	4	84,673
14	78	Johnathan Hoggard	GBR	Tonykart	KR Sport	6	1:02.807	0.365	0.010	6	84,659
15	28	Andreas Estner	DEU	Tonykart	RS Competition	7	1:02.848	0.406	0.041	6	84,604
16	81	Lauri Leppa	FIN	Tonykart	VRT	8	1:02.876	0.434	0.028	6	84,566
17	59	Zviedris Valters	LVA	Tonykart	Jurmala/Papas Racing	6	1:02.915	0.473	0.039	6	84,514
18	51	Dikkie van der Wal	NLD	Alonso	Team TKP	6	1:02.915	0.473		5	84,514
19	84	Quentin Dupuis	FRA	Birel	MGT	8	1:02.938	0.496	0.023	7	84,483
20	25	Adam Eteki	FRA	Tonykart	SG Drivers	6	1:02.948	0.506	0.010	5	84,470
21	75	Enzo Valente	FRA	Sodi	Kart Pro Racing KPR	6	1:02.964	0.522	0.016	5	84,448
22	74	Arthur Carbonnel	FRA	Birelart	Universal Drivers	8	1:03.119	0.677	0.155	7	84,241
23	66	Tim Mika Metz	DEU	CRG	CRG SPA	7	1:03.188	0.746	0.069	4	84,149
24	72	Lukas Dunner	AUT	Tonykart	Speedworld Academy	8	1:03.224	0.782	0.036	4	84,101
25	73	Kenzo Aerts	BEL	OTK	Daems Racing	6	1:03.241	0.799	0.017	5	84,078
26	56	Adrian Schimpf	ESP	DR	VPDR/Gulfitoso	6	1:03.353	0.911	0.112	3	83,930
27	18	Cristian Davies	ESP	Kosmic	Binakart	7	1:03.355	0.913	0.002	4	83,927
28	83	Taymour Kermanshahchi	UAE	Sodi	Sodikart Middle East	5	1:03.742	1.300	0.387	4	83,418
29	99	Oscar Palomo Ortiz	ESP	Birelart	Birelart	5	1:03.951	1.509	0.209	4	83,145
Not classified											
DNS	67	Mateusz Pyłka	POL	Kosmic	Jastrzebski Racing					0	-

Announcements

These results are provisional until the conclusion of any judicial and technical matters!



Rotax Euro Challenge Salbris/France

Rotax Juniors

Salbris 1,477 Km

Qualifying Practice Group J2

03.04.2015 14:40

Qualifying (8:00 Time) started at 14:40:00

Lap	Time of Day	Lap Tm	Diff	S1 Tm	S2 Tm	S3 Tm	Lap	Time of Day	Lap Tm	Diff	S1 Tm	S2 Tm	S3 Tm
(47) Mark Kimber													
1	14:42:54.322	1:07.025	+4.583	24.164	19.541	23.320	1	14:43:07.052	1:17.568	+14.900	28.970	24.661	23.937
2	14:43:57.758	1:03.436	+0.994	21.691	18.852	22.893	2	14:44:20.677	1:13.625	+10.957	26.579	23.843	23.203
3	14:45:00.546	1:02.788	+0.346	21.335	18.665	22.788	3	14:45:23.938	1:03.261	+0.593	21.709	18.890	22.662
4	14:46:02.988	1:02.442		21.220	18.594	22.628	4	14:46:26.606	1:02.668		21.370	18.682	22.616
5	14:47:05.453	1:02.465	+0.023	21.272	18.599	22.594	5	14:47:30.046	1:03.440	+0.772	22.060	18.704	22.676
6	14:48:07.954	1:02.501	+0.059	21.197	18.666	22.638	6	14:48:33.096	1:03.050	+0.382	21.232	18.520	23.298
(49) Zak Fulk													
1	14:43:10.192	1:16.531	+14.077	23.949	19.747	32.835	1	14:43:05.239	1:09.175	+6.459	24.440	19.851	24.884
2	14:44:15.266	1:05.074	+2.620	22.031	19.575	23.468	2	14:44:15.775	1:10.536	+7.820	25.528	21.775	23.233
3	14:45:25.821	1:10.555	+8.101	24.571	23.058	22.926	3	14:45:20.212	1:04.437	+1.721	22.084	19.462	22.891
4	14:46:28.681	1:02.860	+0.406	21.337	18.633	22.890	4	14:46:24.081	1:03.869	+1.153	22.002	19.096	22.771
5	14:47:31.135	1:02.454		21.348	18.594	22.512	5	14:47:26.797	1:02.716		21.408	18.610	22.698
6	14:48:33.776	1:02.641	+0.187	21.278	18.559	22.804	6	14:48:30.605	1:03.808	+1.092	21.491	18.925	23.392
(34) Fin Kenneally													
1	14:43:08.934	1:15.897	+13.429	24.308	19.729	31.860	1	14:42:39.949	1:15.756	+13.039	29.501	21.842	24.413
2	14:44:14.303	1:05.369	+2.901	22.052	19.921	23.396	2	14:43:44.807	1:04.858	+2.141	22.616	19.214	23.028
3	14:45:22.903	1:08.600	+6.132	26.448	19.290	22.862	3	14:44:47.817	1:03.010	+0.293	21.486	18.730	22.794
4	14:46:25.774	1:02.871	+0.403	21.364	18.603	22.904	4	14:45:50.832	1:03.015	+0.298	21.380	18.944	22.691
5	14:47:28.242	1:02.468		21.266	18.575	22.627	5	14:46:55.508	1:04.676	+1.959	21.336	20.430	22.910
6	14:48:31.372	1:03.130	+0.662	21.223	18.679	23.228	6	14:47:58.225	1:02.717		21.349	18.690	22.678
							7	14:49:01.246	1:03.021	+0.304	21.391	18.657	22.973
(20) Kiern Jewiss													
1	14:43:09.502	1:14.745	+12.276	25.223	23.393	26.129	1	14:41:44.231	1:07.542	+4.785	24.362	19.640	23.540
2	14:44:15.179	1:05.677	+3.208	21.638	19.624	24.415	2	14:42:48.139	1:03.908	+1.151	21.741	19.114	23.053
3	14:45:22.177	1:06.998	+4.529	25.201	18.880	22.917	3	14:44:16.265	1:28.126	+25.369	30.182	28.198	29.746
4	14:46:25.118	1:02.941	+0.472	21.272	18.928	22.741	4	14:45:21.057	1:04.792	+2.035	22.568	19.404	22.820
5	14:47:27.587	1:02.469		21.317	18.593	22.559	5	14:46:24.252	1:03.195	+0.438	21.715	18.762	22.718
6	14:48:31.058	1:03.471	+1.002	21.095	18.874	23.502	6	14:47:27.009	1:02.757		21.420	18.691	22.646
							7	14:48:30.761	1:03.752	+0.995	21.326	19.382	23.044
(23) Enzo Coursimault													
1	14:43:17.722	1:20.699	+18.225	29.666	26.244	24.789	1	14:41:39.046	1:07.794	+4.997	24.570	19.836	23.388
2	14:44:21.320	1:03.598	+1.124	21.869	18.991	22.738	2	14:42:42.450	1:03.404	+0.607	21.677	18.894	22.833
3	14:45:24.474	1:03.154	+0.680	21.715	18.953	22.486	3	14:43:45.624	1:03.174	+0.377	21.517	18.911	22.746
4	14:46:26.948	1:02.474		21.375	18.650	22.449	4	14:44:48.421	1:02.797		21.372	18.723	22.702
5	14:47:30.391	1:03.443	+0.969	22.034	18.816	22.593	5	14:45:51.254	1:02.833	+0.036	21.416	18.752	22.665
							6	14:46:54.412	1:03.158	+0.361	21.317	19.110	22.731
							7	14:47:57.503	1:03.091	+0.294	21.298	18.947	22.846
							8	14:49:00.839	1:03.336	+0.539	21.462	18.864	23.010
(58) Dzianis Slavinski													
1	14:42:02.551	1:08.636	+6.106	25.013	20.033	23.590	1	14:43:07.410	1:15.523	+12.716	27.492	23.940	24.091
2	14:43:08.178	1:05.627	+3.097	22.118	19.939	23.570	2	14:44:14.670	1:07.260	+4.453	24.381	19.493	23.386
3	14:44:16.970	1:08.792	+6.262	22.209	23.186	23.397	3	14:45:23.426	1:08.756	+5.949	22.978	22.891	22.887
4	14:45:20.510	1:03.540	+1.010	21.963	18.844	22.733	4	14:46:26.270	1:02.844	+0.037	21.394	18.713	22.737
5	14:46:23.866	1:03.356	+0.826	21.945	18.683	22.728	5	14:47:29.383	1:03.113	+0.306	21.848	18.592	22.673
6	14:47:26.396	1:02.530		21.348	18.541	22.641	6	14:48:32.190	1:02.807		21.315	18.563	22.929
7	14:48:29.941	1:03.545	+1.015	21.533	18.577	23.435							
(17) Jordan Brown-Nutley													
1	14:43:07.668	1:12.249	+9.655	25.194	23.190	23.865	1	14:41:44.608	1:08.639	+5.791	25.331	19.914	23.394
2	14:44:16.002	1:08.334	+5.740	23.627	21.497	23.210	2	14:42:48.545	1:03.937	+1.089	22.086	18.999	22.852
3	14:45:19.971	1:03.969	+1.375	21.990	19.084	22.895	3	14:43:51.915	1:03.370	+0.522	21.887	18.789	22.694
4	14:46:23.066	1:03.095	+0.501	21.820	18.603	22.672	4	14:44:55.154	1:03.239	+0.391	21.489	18.857	22.893
5	14:47:25.660	1:02.594		21.422	18.593	22.579	5	14:45:59.279	1:04.125	+1.277	22.049	19.035	23.041
6	14:48:29.013	1:03.353	+0.759	21.425	18.699	23.229	6	14:47:02.127	1:02.848		21.484	18.674	22.690
							7	14:48:05.132	1:03.005	+0.157	21.574	18.728	22.703
(32) Lluc Ibanez													
1	14:41:42.476	1:15.175	+12.562	24.457	19.711	31.007	1	14:41:40.001	1:07.853	+4.977	24.744	19.686	23.423
2	14:42:46.984	1:04.508	+1.895	22.634	19.036	22.838	2	14:42:43.754	1:03.753	+0.877	21.774	18.956	23.023
3	14:43:50.068	1:03.084	+0.471	21.631	18.735	22.718	3	14:43:46.892	1:03.138	+0.262	21.504	18.842	22.792
4	14:44:52.769	1:02.701	+0.088	21.446	18.618	22.637	4	14:44:49.873	1:02.981	+0.105	21.368	18.809	22.804
5	14:46:00.204	1:07.435	+4.822	21.505	23.033	22.897	5	14:45:52.836	1:02.963	+0.087	21.412	18.755	22.796
6	14:47:02.817	1:02.613		21.399	18.575	22.639							
(31) Axel Charpentier													

Timekeeping M. Wagner:  Clerk of the course Thomas Lainer:

Steward Horst Seidel: Chief Scrutineer Paul Klaassen:





Rotax Euro Challenge Salbris/France

Rotax Juniors

Salbris 1,477 Km

Qualifying Practice Group J2

03.04.2015 14:40

Qualifying (8:00 Time) started at 14:40:00

Lap	Time of Day	Lap Tm	Diff	S1 Tm	S2 Tm	S3 Tm	Lap	Time of Day	Lap Tm	Diff	S1 Tm	S2 Tm	S3 Tm
(59) Zviedris Valters													
1	14:42:57.187	1:02.876		21.351	18.792	22.733	1	14:41:36.684	1:08.040	+4.816	24.841	19.952	23.247
2	14:44:00.789	1:03.602	+0.687	21.794	18.950	22.858	2	14:42:40.165	1:03.481	+0.257	21.716	18.950	22.815
3	14:45:03.707	1:02.918	+0.003	21.462	18.675	22.781	3	14:43:43.638	1:03.473	+0.249	21.784	18.855	22.834
4	14:46:06.739	1:03.032	+0.117	21.404	18.751	22.877	4	14:44:46.862	1:03.224		21.555	18.835	22.834
5	14:47:09.682	1:02.943	+0.028	21.392	18.672	22.879	5	14:45:50.235	1:03.373	+0.149	21.549	18.921	22.903
6	14:48:12.597	1:02.915		21.384	18.729	22.802	6	14:46:53.617	1:03.382	+0.158	21.653	18.919	22.810
(73) Kenzo Aerts													
1	14:43:07.973	1:11.273		24.694	19.745	23.728	7	14:47:57.212	1:03.595	+0.371	21.584	19.263	22.748
2	14:44:14.899	1:06.926	+3.685	22.147	22.014	23.405	8	14:49:00.518	1:03.306	+0.082	21.487	18.898	22.921
3	14:45:19.401	1:04.502	+1.261	21.969	19.579	23.042	(56) Adrian Schimpf						
4	14:46:23.021	1:03.620	+0.379	21.596	18.659	22.660	1	14:42:59.000	1:10.213	+6.860	25.802	20.506	23.905
5	14:47:26.262	1:03.241		21.623	18.955	23.473	2	14:44:03.356	1:04.356	+1.003	22.082	19.223	23.051
6	14:48:30.378	1:04.116	+0.875	21.596	18.659	22.660	3	14:45:06.709	1:03.353		21.756	18.792	22.805
(56) Adrian Schimpf													
1	14:42:59.000	1:10.213	+6.860	25.802	20.506	23.905	4	14:46:26.074	1:19.365	+16.012	32.467	23.506	23.392
2	14:44:03.356	1:04.356	+1.003	22.082	19.223	23.051	5	14:47:31.048	1:04.974	+1.621	22.921	19.155	22.898
3	14:45:06.709	1:03.353		21.756	18.792	22.805	6	14:48:34.942	1:03.894	+0.541	21.718	18.740	23.436
4	14:46:26.074	1:19.365	+16.012	32.467	23.506	23.392	(18) Cristian Davies						
5	14:47:31.048	1:04.974	+1.621	22.921	19.155	22.898	1	14:41:43.101	1:10.680	+7.325	25.127	19.761	25.792
6	14:48:34.942	1:03.894	+0.541	21.718	18.740	23.436	2	14:42:47.986	1:04.885	+1.530	22.586	19.254	23.045
(18) Cristian Davies													
1	14:41:43.101	1:10.680	+7.325	25.127	19.761	25.792	3	14:43:51.630	1:03.644	+0.289	21.750	18.879	23.015
2	14:42:47.986	1:04.885	+1.530	22.586	19.254	23.045	4	14:44:54.985	1:03.355		21.683	18.799	22.873
3	14:43:51.630	1:03.644	+0.289	21.750	18.879	23.015	5	14:45:58.363	1:03.378	+0.023	21.545	18.922	22.911
4	14:44:54.985	1:03.355		21.683	18.799	22.873	6	14:47:01.778	1:03.415	+0.060	21.618	18.853	22.944
5	14:45:58.363	1:03.378	+0.023	21.545	18.922	22.911	7	14:48:06.876	1:05.098	+1.743	23.037	19.099	22.962
6	14:47:01.778	1:03.415	+0.060	21.618	18.853	22.944	(83) Taymour Kermanshahchi						
7	14:48:06.876	1:05.098	+1.743	23.037	19.099	22.962	1	14:43:13.516	1:13.960	+10.218	27.581	22.844	23.535
(83) Taymour Kermanshahchi													
1	14:43:13.516	1:13.960	+10.218	27.581	22.844	23.535	2	14:44:21.269	1:07.753	+4.011	21.961	22.702	23.090
2	14:44:21.269	1:07.753	+4.011	21.961	22.702	23.090	3	14:45:25.361	1:04.092	+0.350	21.972	19.198	22.922
3	14:45:25.361	1:04.092	+0.350	21.972	19.198	22.922	4	14:46:29.103	1:03.742		21.461	18.854	23.427
4	14:46:29.103	1:03.742		21.461	18.854	23.427	5	14:47:33.986	1:04.883	+1.141	21.807	19.125	23.951
5	14:47:33.986	1:04.883	+1.141	21.807	19.125	23.951	(99) Oscar Palomo Ortiz						
(99) Oscar Palomo Ortiz													
1	14:43:10.351	1:19.526	+15.575	25.152	22.560	31.814	1	14:41:42.771	1:10.001	+6.813	25.088	19.919	24.994
2	14:44:15.650	1:05.299	+1.348	22.436	19.413	23.450	2	14:42:47.499	1:04.728	+1.540	22.599	19.167	22.962
3	14:45:22.489	1:06.839	+2.888	23.479	19.919	23.441	3	14:43:50.708	1:03.209	+0.021	21.541	18.741	22.927
4	14:46:26.440	1:03.951		21.659	19.126	23.166	4	14:44:53.896	1:03.188		21.524	18.741	22.923
5	14:48:27.955	2:01.515	+57.564				5	14:45:57.377	1:03.481	+0.293	21.619	18.866	22.996
(66) Tim Mika Metz													
1	14:41:42.771	1:10.001	+6.813	25.088	19.919	24.994	6	14:47:02.347	1:04.970	+1.782	22.896	18.888	23.186
2	14:42:47.499	1:04.728	+1.540	22.599	19.167	22.962	7	14:48:05.579	1:03.232	+0.044	21.597	18.809	22.826
3	14:43:50.708	1:03.209	+0.021	21.541	18.741	22.927	(72) Lukas Dunner						
4	14:44:53.896	1:03.188		21.524	18.741	22.923	(72) Lukas Dunner						
5	14:45:57.377	1:03.481	+0.293	21.619	18.866	22.996	(72) Lukas Dunner						
6	14:47:02.347	1:04.970	+1.782	22.896	18.888	23.186	(72) Lukas Dunner						
7	14:48:05.579	1:03.232	+0.044	21.597	18.809	22.826	(72) Lukas Dunner						
(72) Lukas Dunner													

Timekeeping M. Wagner: Clerk of the course Thomas Lainer:

Steward Horst Seidel: Chief Scrutineer Paul Klaassen:





Rotax Euro Challenge Salbris/France

Rotax Juniors

Salbris 1,477 Km

Total result Qualifying Group J1 / J2

Pos	No.	Name	Nat.	Chassis	Race Team	Total Best Tm	Diff	QJ1 Best Tm	QJ2 Best Tm
1	8	Jack McCarthy	GBR	Tonykart	Strawberry Racing	1:02.382		1:02.382	
2	54	Tom Gamble	GBR	FA Kart	Dan Holland Racing	1:02.438	0.056	1:02.438	
3	47	Mark Kimber	GBR	FA Kart	Dan Holland Racing	1:02.442	0.060		1:02.442
4	49	Zak Fulk	GBR	Tonykart	Coles Racing	1:02.454	0.072		1:02.454
5	34	Fin Kenneally	GBR	Kosmic	Aim Motorsport	1:02.468	0.086		1:02.468
6	20	Kiern Jewiss	GBR	Tonykart	Strawberry Racing	1:02.469	0.087		1:02.469
7	23	Enzo Coursimault	FRA	Kosmic/Sodik	PKS	1:02.474	0.092		1:02.474
8	27	Ayrton Simmons	GBR	Tonykart	Coles Racing	1:02.493	0.111	1:02.493	
9	52	Alain Delon Thompson	ZAF	BirelART	BirelART/KMS	1:02.529	0.147	1:02.529	
10	58	Dzianis Slavinski	BLR	Tonykart	M Racing	1:02.530	0.148		1:02.530
11	3	Dean MacDonald	GBR	Kosmic	Aim Motorsport	1:02.552	0.170	1:02.552	
12	60	Florian Venturi	FRA	FA Kart	DSS	1:02.566	0.184	1:02.566	
13	17	Jordan Brown-Nutley	GBR	Tonykart	CRM	1:02.594	0.212		1:02.594
14	44	Tom Canning	GBR	FA Kart	Dan Holland Racing	1:02.612	0.230	1:02.612	
15	32	Lluc Ibanez	ESP	Kosmic	Binakart	1:02.613	0.231		1:02.613
16	33	Antoine Perceval	FRA	Tonykart	SG Drivers	1:02.616	0.234	1:02.616	
17	24	Oliver York	GBR	Kosmic	Aim Motorsport	1:02.645	0.263	1:02.645	
18	79	Natael Cantin	CAN	BirelART	BirelART/KMS	1:02.652	0.270	1:02.652	
19	31	Axel Charpentier	GBR	Tonykart	Strawberry Racing	1:02.668	0.286		1:02.668
20	71	Olli Caldwell	GBR	Tonykart	Coles Racing	1:02.684	0.302	1:02.684	
21	68	Owen Byatt	GBR	Kosmic	Aim Motorsport	1:02.716	0.334		1:02.716
22	42	Joel Jern	SWE	Gillard	PDB Racing Team	1:02.717	0.335		1:02.717
23	69	Javier Gonzalez	MEX	Kosmic	Paul Carr Racing	1:02.718	0.336	1:02.718	
24	64	Jakub Bezel	CZE	MSKart	Bezel Petr	1:02.757	0.375		1:02.757
25	70	Dimitrios Tsimpris	GRC	Tonykart	Prt Motorsport	1:02.797	0.415		1:02.797
26	78	Johnathan Hoggard	GBR	Tonykart	KR Sport	1:02.807	0.425		1:02.807
27	80	Adam Haikal	MYS	Kosmic	Aim Motorsport	1:02.821	0.439	1:02.821	
28	63	Louis Henkefend	DEU	Alonso	Team TKP	1:02.824	0.442	1:02.824	
29	46	Scott Symons	GBR	Tonykart	KR Sport	1:02.827	0.445	1:02.827	
30	28	Andreas Estner	DEU	Tonykart	RS Competition	1:02.848	0.466		1:02.848
31	65	Jean Nomblot	FRA	Sodi	Kart Pro Racing KPR	1:02.848	0.466	1:02.848	
32	81	Lauri Leppa	FIN	Tonykart	VRT	1:02.876	0.494		1:02.876
33	59	Zviedris Valters	LVA	Tonykart	Jurmala/Papas Racing	1:02.915	0.533		1:02.915
34	51	Dikkie van der Wal	NLD	Alonso	Team TKP	1:02.915	0.533		1:02.915
35	84	Quentin Dupuis	FRA	Birel	MGT	1:02.938	0.556		1:02.938
36	16	Nicolas Schoell	AUT	Tonykart	Speedworld Academy	1:02.944	0.562	1:02.944	
37	25	Adam Eteki	FRA	Tonykart	SG Drivers	1:02.948	0.566		1:02.948
38	82	Nazim Azman	MYS	Kosmic	Aim Motorsport	1:02.960	0.578	1:02.960	
39	75	Enzo Valente	FRA	Sodi	Kart Pro Racing KPR	1:02.964	0.582		1:02.964
40	35	Ido Cohen	ISR	CRG	CRG SPA	1:02.969	0.587	1:02.969	
41	76	Manuel Sulaiman	MEX	Tonykart	KR Sport	1:03.020	0.638	1:03.020	
42	5	Alex Quinn	GBR	CRG	CRG SPA	1:03.038	0.656	1:03.038	
43	39	Hugo Andersson	SWE	Alonso	Dan Holland Racing	1:03.083	0.701	1:03.083	
44	74	Arthur Carbonnel	FRA	Birelart	Universal Drivers	1:03.119	0.737		1:03.119
45	22	Daniel Louko	FIN	Tonykart	Paul Carr Racing	1:03.179	0.797	1:03.179	

Announcements

These results are provisional until the conclusion of any judicial and technical matters!

Timekeeping M. Wagner: Clerk of the course Thomas Lainer:

Steward Horst Seidel: Chief Scrutineer Paul Klaassen:





Rotax Euro Challenge Salbris/France

Rotax Juniors

Salbris 1,477 Km

Total result Qualifying Group J1 / J2

Pos	No.	Name	Nat.	Chassis	Race Team	Total Best Tm	Diff	QJ1 Best Tm	QJ2 Best Tm
46	66	Tim Mika Metz	DEU	CRG	CRG SPA	1:03.188	0.806		1:03.188
47	72	Lukas Dunner	AUT	Tonykart	Speedworld Academy	1:03.224	0.842		1:03.224
48	19	Jack Spinola	PRT	FA Kart	Dan Holland Racing	1:03.229	0.847	1:03.229	
49	73	Kenzo Aerts	BEL	OTK	Daems Racing	1:03.241	0.859		1:03.241
50	61	Charlie Andersen	SWE	Tonykart	Ward Racing	1:03.291	0.909	1:03.291	
51	56	Adrian Schimpf	ESP	DR	VPDR/Gulfitoso	1:03.353	0.971		1:03.353
52	18	Cristian Davies	ESP	Kosmic	Binakart	1:03.355	0.973		1:03.355
53	62	Oliver Rasmussen	FRA	Birel	MRT Mich Racing Team	1:03.689	1.307	1:03.689	
54	77	David Rehme	SWE	CRG	CRG SPA	1:03.697	1.315	1:03.697	
55	83	Taymour Kermanshahchi	UAE	Sodi	Sodikart Middle East	1:03.742	1.360		1:03.742
56	57	Alejandro Schimpf	ESP	DR	VPDR/Gulfitoso	1:03.907	1.525	1:03.907	
57	99	Oscar Palomo Ortiz	ESP	Birelart	Birelart	1:03.951	1.569		1:03.951
58	45	Kilian Meyer	ESP	CRG SPA	CRG SPA	1:04.275	1.893	1:04.275	
59	21	Phil Doerr	DEU	CRG	CRG SPA	1:04.671	2.289	1:04.671	
DNS	67	Mateusz Pylka	POL	Kosmic	Jastrzebski Racing				

Announcements

These results are provisional until the conclusion of any judicial and technical matters!

Timekeeping M. Wagner:

Clerk of the course Thomas Lainer:

Steward Horst Seidel:

Chief Scrutineer Paul Klaassen:

Heat organization Rotax Euro Challenge Salbris / France Juniors Group A

Group	Pos	No.	Firstname	Lastname	Class	Overall BestTm
Group A	1	8	Jack	McCarthy	Juniors	1:02.382
Group A	5	34	Fin	Kenneally	Juniors	1:02.468
Group A	9	52	Alain Delon	Thompson	Juniors	1:02.529
Group A	13	17	Jordan	Brown-Nutley	Juniors	1:02.594
Group A	17	24	Oliver	York	Juniors	1:02.645
Group A	21	68	Owen	Byatt	Juniors	1:02.716
Group A	25	70	Dimitrios	Tsimpris	Juniors	1:02.797
Group A	29	46	Scott	Symons	Juniors	1:02.827
Group A	33	59	Zviedris	Valters	Juniors	1:02.915
Group A	37	25	Adam	Eteki	Juniors	1:02.948
Group A	41	76	Manuel	Sulaiman	Juniors	1:03.020
Group A	45	22	Daniel	Louko	Juniors	1:03.179
Group A	49	73	Kenzo	Aerts	Juniors	1:03.241
Group A	53	62	Oliver	Rasmussen	Juniors	1:03.689
Group A	57	99	Oscar	Palomo Ortiz	Juniors	1:03.951



Clerk of the course Thomas Lainer:

Stewards (Chairman) Horst Seidel:

Scrutineer Paul Klaassen:

Timekeeping M. Wagner:

Printed: 03.04.2015 15:24

Posted at: h

**Heat organization
Rotax Euro Challenge
Salbris / France
Juniors Group B**

Group	Pos	No.	Firstname	Lastname	Class	Overall BestTm
Group B	2	54	Tom	Gamble	Juniors	1:02.438
Group B	6	20	Kiern	Jewiss	Juniors	1:02.469
Group B	10	58	Dzianis	Slavinski	Juniors	1:02.530
Group B	14	44	Tom	Canning	Juniors	1:02.612
Group B	18	79	Natael	Cantin	Juniors	1:02.652
Group B	22	42	Joel	Jern	Juniors	1:02.717
Group B	26	78	Johnathan	Hoggard	Juniors	1:02.807
Group B	30	28	Andreas	Estner	Juniors	1:02.848
Group B	34	51	Dikkie	van der Wal	Juniors	1:02.915
Group B	38	82	Nazim	Azman	Juniors	1:02.960
Group B	42	5	Alex	Quinn	Juniors	1:03.038
Group B	46	66	Tim Mika	Metz	Juniors	1:03.188
Group B	50	61	Charlie	Andersen	Juniors	1:03.291
Group B	54	77	David	Rehme	Juniors	1:03.697
Group B	58	45	Kilian	Meyer	Juniors	1:04.275



Clerk of the course Thomas Lainer:

Stewards (Chairman) Horst Seidel:

Scrutineer Paul Klaassen:

Timekeeping M. Wagner:

Printed: 03.04.2015 15:24

Posted at: h

Heat organization Rotax Euro Challenge Salbris / France Juniors Group C

Group	Pos	No.	Firstname	Lastname	Class	Overall BestTm
Group C	3	47	Mark	Kimber	Juniors	1:02.442
Group C	7	23	Enzo	Coursimault	Juniors	1:02.474
Group C	11	3	Dean	MacDonald	Juniors	1:02.552
Group C	15	32	Lluc	Ibanez	Juniors	1:02.613
Group C	19	31	Axel	Charpentier	Juniors	1:02.668
Group C	23	69	Javier	Gonzalez	Juniors	1:02.718
Group C	27	80	Adam	Haikal	Juniors	1:02.821
Group C	31	65	Jean	Nomblot	Juniors	1:02.848
Group C	35	84	Quentin	Dupuis	Juniors	1:02.938
Group C	39	75	Enzo	Valente	Juniors	1:02.964
Group C	43	39	Hugo	Andersson	Juniors	1:03.083
Group C	47	72	Lukas	Dunner	Juniors	1:03.224
Group C	51	56	Adrian	Schimpf	Juniors	1:03.353
Group C	55	83	Taymour	Kermanshahchi	Juniors	1:03.742
Group C	59	21	Phil	Doerr	Juniors	1:04.671



Clerk of the course Thomas Lainer:

Stewards (Chairman) Horst Seidel:

Scrutineer Paul Klaassen:

Timekeeping M. Wagner:

Printed: 03.04.2015 15:24

posted at: h

Heat organization Rotax Euro Challenge Salbris / France Juniors Group D

Group	Pos	No.	Firstname	Lastname	Class	Overall BestTm
Group D	4	49	Zak	Fulk	Juniors	1:02.454
Group D	8	27	Ayrton	Simmons	Juniors	1:02.493
Group D	12	60	Florian	Venturi	Juniors	1:02.566
Group D	16	33	Antoine	Perceval	Juniors	1:02.616
Group D	20	71	Olli	Caldwell	Juniors	1:02.684
Group D	24	64	Jakub	Bezel	Juniors	1:02.757
Group D	28	63	Louis	Henkefend	Juniors	1:02.824
Group D	32	81	Lauri	Leppa	Juniors	1:02.876
Group D	36	16	Nicolas	Schoell	Juniors	1:02.944
Group D	40	35	Ido	Cohen	Juniors	1:02.969
Group D	44	74	Arthur	Carbonnel	Juniors	1:03.119
Group D	48	19	Jack	Spinola	Juniors	1:03.229
Group D	52	18	Cristian	Davies	Juniors	1:03.355
Group D	56	57	Alejandro	Schimpf	Juniors	1:03.907
Group D	60	67	Mateusz	Pylka	Juniors	DNS



Clerk of the course Thomas Lainer:

Stewards (Chairman) Horst Seidel:

Scrutineer Paul Klaassen:

Timekeeping M. Wagner:

Printed: 03.04.2015 15:24

posted at: h

Rotax Euro Challenge
 Class: Juniors
 Date/Time: 04.04.2015 10:10

Track: Salbris / France
 Heat: Race 1 Qualifying Heat 1 A+B
 Laps: 6

Edition 1

	18	
35		36
	17	
33		34
	16	
31		32
Oscar Palomo Ortiz 99 Group A 1:03.951	15	Kilian Meyer 45 Group B 1:04.275
29		30
Oliver Rasmussen 62 Group A 1:03.689	14	David Rehme 77 Group B 1:03.697
27		28
Kenzo Aerts 73 Group A 1:03.241	13	Charlie Andersen 61 Group B 1:03.291
25		26
Daniel Louko 22 Group A 1:03.179	12	Tim Mika Metz 66 Group B 1:03.188
23		24
Manuel Sulaiman 76 Group A 1:03.020	11	Alex Quinn 5 Group B 1:03.038
21		22
Adam Eteki 25 Group A 1:02.948	10	Nazim Azman 82 Group B 1:02.960
19		20
Zviedris Valters 59 Group A 1:02.915	9	Dikkie van der Wal 51 Group B 1:02.915
17		18
Scott Symons 46 Group A 1:02.827	8	Andreas Estner 28 Group B 1:02.848
15		16
Dimitrios Tsimpris 70 Group A 1:02.797	7	Johnathan Hoggard 78 Group B 1:02.807
13		14
Owen Byatt 68 Group A 1:02.716	6	Joel Jern 42 Group B 1:02.717
11		12
Oliver York 24 Group A 1:02.645	5	Natael Cantin 79 Group B 1:02.652
9		10
Jordan Brown-Nutley 17 Group A 1:02.594	4	Tom Canning 44 Group B 1:02.612
7		8
Alain Delon Thompson 52 Group A 1:02.529	3	Dzianis Slavinski 58 Group B 1:02.530
5		6
Fin Kenneally 34 Group A 1:02.468	2	Kiern Jewiss 20 Group B 1:02.469
3		4
Jack McCarthy 8 Group A 1:02.382	1	Tom Gamble 54 Group B 1:02.438
1	Row	2

Pole Position

Clerk of the course Thomas Lainer:
 Stewards (Chairman) Horst Seidel:

Scrutineer Paul Klaassen:
 Timekeeping M. Wagner:

Rotax Euro Challenge
Class: Juniors
Date/Time: 04.04.2015 10:30

Track: Salbris / France
Heat: Race 2 Qualifying Heat 2 C+D
Laps: 6

Edition 1

	35	18		36
	33	17		34
	31	16		32
Phil Doerr	21	15	Mateusz Pylka	67
	29			30
Taymour Kermanshahchi	83	14	Alejandro Schimpf	57
	27			28
Adrian Schimpf	56	13	Cristian Davies	18
	25			26
Lukas Dunner	72	12	Jack Spinola	19
	23			24
Hugo Andersson	39	11	Arthur Carbonnel	74
	21			22
Enzo Valente	75	10	Ido Cohen	35
	19			20
Quentin Dupuis	84	9	Nicolas Schoell	16
	17			18
Jean Nomblot	65	8	Lauri Leppa	81
	15			16
Adam Haikal	80	7	Louis Henkefend	63
	13			14
Javier Gonzalez	69	6	Jakub Bezel	64
	11			12
Axel Charpentier	31	5	Olli Caldwell	71
	9			10
Lluc Ibanez	32	4	Antoine Perceval	33
	7			8
Dean MacDonald	3	3	Florian Venturi	60
	5			6
Enzo Coursimault	23	2	Ayrton Simmons	27
	3			4
Mark Kimber	47	1	Zak Fulk	49
	1			2

Pole Position

Clerk of the course Thomas Lainer:
Stewards (Chairman) Horst Seidel:

Scrutineer Paul Klaassen:
Timekeeping M. Wagner:

Rotax Euro Challenge
 Class: Juniors
 Date/Time: 04.04.2015 16:10

Track: Salbris / France
 Heat: Race 14 Qualifying Heat 6 B+C
 Laps: 6

Edition 1

		18	
	35		36
		17	
	33		34
		16	
	31		32
Kilian Meyer	45	15	Phil Doerr
	29		21
			30
David Rehme	77	14	Taymour Kermanshahchi
	27		83
			28
Charlie Andersen	61	13	Adrian Schimpf
	25		56
			26
Tim Mika Metz	66	12	Lukas Dunner
	23		72
			24
Alex Quinn	5	11	Hugo Andersson
	21		39
			22
Nazim Azman	82	10	Enzo Valente
	19		75
			20
Dikkie van der Wal	51	9	Quentin Dupuis
	17		84
			18
Andreas Estner	28	8	Jean Nomblot
	15		65
			16
Johnathan Hoggard	78	7	Adam Haikal
	13		80
			14
Joel Jern	42	6	Javier Gonzalez
	11		69
			12
Natael Cantin	79	5	Axel Charpentier
	9		31
			10
Tom Canning	44	4	Lluc Ibanez
	7		32
			8
Dzianis Slavinski	58	3	Dean MacDonald
	5		3
			6
Kiern Jewiss	20	2	Enzo Coursimault
	3		23
			4
Tom Gamble	54	1	Mark Kimber
	1		47
			2

Pole Position

Clerk of the course Thomas Lainer:
 Stewards (Chairman) Horst Seidel:

Scrutineer Paul Klaassen:
 Timekeeping M. Wagner:

Rotax Euro Challenge
 Class: Juniors
 Date/Time: 04.04.2015 15:50

Track: Salbris / France
 Heat: Race 13 Qualifying Heat 5 A+D
 Laps: 6

Edition 1

	18	
35		36
	17	
33		34
	16	
31		32
Oscar Palomo Ortiz 99 Group A 1:03.951	15	Mateusz Pylka 67 Group D DNS
29		30
Oliver Rasmussen 62 Group A 1:03.689	14	Alejandro Schimpf 57 Group D 1:03.907
27		28
Kenzo Aerts 73 Group A 1:03.241	13	Cristian Davies 18 Group D 1:03.355
25		26
Daniel Louko 22 Group A 1:03.179	12	Jack Spinola 19 Group D 1:03.229
23		24
Manuel Sulaiman 76 Group A 1:03.020	11	Arthur Carbonnel 74 Group D 1:03.119
21		22
Adam Eteki 25 Group A 1:02.948	10	Ido Cohen 35 Group D 1:02.969
19		20
Zviedris Valters 59 Group A 1:02.915	9	Nicolas Schoell 16 Group D 1:02.944
17		18
Scott Symons 46 Group A 1:02.827	8	Lauri Leppa 81 Group D 1:02.876
15		16
Dimitrios Tsimpris 70 Group A 1:02.797	7	Louis Henkefend 63 Group D 1:02.824
13		14
Owen Byatt 68 Group A 1:02.716	6	Jakub Bezel 64 Group D 1:02.757
11		12
Oliver York 24 Group A 1:02.645	5	Olli Caldwell 71 Group D 1:02.684
9		10
Jordan Brown-Nutley 17 Group A 1:02.594	4	Antoine Perceval 33 Group D 1:02.616
7		8
Alain Delon Thompson 52 Group A 1:02.529	3	Florian Venturi 60 Group D 1:02.566
5		6
Fin Kenneally 34 Group A 1:02.468	2	Ayrton Simmons 27 Group D 1:02.493
3		4
Jack McCarthy 8 Group A 1:02.382	1	Zak Fulk 49 Group D 1:02.454
1	Row	2

Pole Position

Clerk of the course Thomas Lainer:
 Stewards (Chairman) Horst Seidel:

Scrutineer Paul Klaassen:
 Timekeeping M. Wagner:

Rotax Euro Challenge
 Class: Juniors
 Date/Time: 04.04.2015 13:20

Track: Salbris / France
 Heat: Race 7 Qualifying Heat 3 A+C
 Laps: 6
 Edition 1

			18			
35				36		
			17			
33				34		
			16			
31				32		
Oscar Palomo Ortiz	99	Group A 1:03.951	15	Phil Doerr	21	Group C 1:04.671
29				30		
Oliver Rasmussen	62	Group A 1:03.689	14	Taymour Kermanshahchi	83	Group C 1:03.742
27				28		
Kenzo Aerts	73	Group A 1:03.241	13	Adrian Schimpf	56	Group C 1:03.353
25				26		
Daniel Louko	22	Group A 1:03.179	12	Lukas Dunner	72	Group C 1:03.224
23				24		
Manuel Sulaiman	76	Group A 1:03.020	11	Hugo Andersson	39	Group C 1:03.083
21				22		
Adam Eteki	25	Group A 1:02.948	10	Enzo Valente	75	Group C 1:02.964
19				20		
Zviedris Valters	59	Group A 1:02.915	9	Quentin Dupuis	84	Group C 1:02.938
17				18		
Scott Symons	46	Group A 1:02.827	8	Jean Nomblot	65	Group C 1:02.848
15				16		
Dimitrios Tsimpris	70	Group A 1:02.797	7	Adam Haikal	80	Group C 1:02.821
13				14		
Owen Byatt	68	Group A 1:02.716	6	Javier Gonzalez	69	Group C 1:02.718
11				12		
Oliver York	24	Group A 1:02.645	5	Axel Charpentier	31	Group C 1:02.668
9				10		
Jordan Brown-Nutley	17	Group A 1:02.594	4	Lluc Ibanez	32	Group C 1:02.613
7				8		
Alain Delon Thompson	52	Group A 1:02.529	3	Dean MacDonald	3	Group C 1:02.552
5				6		
Fin Kenneally	34	Group A 1:02.468	2	Enzo Coursimault	23	Group C 1:02.474
3				4		
Jack McCarthy	8	Group A 1:02.382	1	Mark Kimber	47	Group C 1:02.442
1				2		

Pole Position

Clerk of the course Thomas Lainer:
 Stewards (Chairman) Horst Seidel:

Scrutineer Paul Klaassen:
 Timekeeping M. Wagner:

Rotax Euro Challenge
 Class: Juniors
 Date/Time: 04.04.2015 13:40

Track: Salbris / France
 Heat: Race 8 Qualifying Heat 4 B+D
 Laps: 6

Edition 1

		18	
	35		36
		17	
	33		34
		16	
	31		32
Kilian Meyer	45	15	Mateusz Pylka
	29		67
			30
David Rehme	77	14	Alejandro Schimpf
	27		57
			28
Charlie Andersen	61	13	Cristian Davies
	25		18
			26
Tim Mika Metz	66	12	Jack Spinola
	23		19
			24
Alex Quinn	5	11	Arthur Carbonnel
	21		74
			22
Nazim Azman	82	10	Ido Cohen
	19		35
			20
Dikkie van der Wal	51	9	Nicolas Schoell
	17		16
			18
Andreas Estner	28	8	Lauri Leppa
	15		81
			16
Johnathan Hoggard	78	7	Louis Henkefend
	13		63
			14
Joel Jern	42	6	Jakub Bezel
	11		64
			12
Natael Cantin	79	5	Olli Caldwell
	9		71
			10
Tom Canning	44	4	Antoine Perceval
	7		33
			8
Dzianis Slavinski	58	3	Florian Venturi
	5		60
			6
Kiern Jewiss	20	2	Ayrton Simmons
	3		27
			4
Tom Gamble	54	1	Zak Fulk
	1		49
			2

Pole Position

Clerk of the course Thomas Lainer:
 Stewards (Chairman) Horst Seidel:

Scrutineer Paul Klaassen:
 Timekeeping M. Wagner:



Rotax Euro Challenge Salbris/France

Rotax Juniors

Salbris 1,477 Km

Warm up odd numbers

04.04.2015 09:00

Practice (5:00 Time) started at 9:00:00

Pos	No.	Name	Nat.	Chassis	Race Team	Laps	Best Tm	Diff	Gap	In Lap	km/h
1	49	Zak Fulk	GBR	Tonykart	Coles Racing	4	1:15.645			4	70,291
2	27	Ayrton Simmons	GBR	Tonykart	Coles Racing	4	1:15.869	0.224	0.224	4	70,084
3	71	Olli Caldwell	GBR	Tonykart	Coles Racing	4	1:16.104	0.459	0.235	2	69,868
4	5	Alex Quinn	GBR	CRG	CRG SPA	4	1:16.545	0.900	0.441	4	69,465
5	47	Mark Kimber	GBR	FA Kart	Dan Holland Racing	4	1:16.599	0.954	0.054	2	69,416
6	17	Jordan Brown-Nutley	GBR	Tonykart	CRM	4	1:16.700	1.055	0.101	3	69,325
7	31	Axel Charpentier	GBR	Tonykart	Strawberry Racing	4	1:16.760	1.115	0.060	4	69,270
8	35	Ido Cohen	ISR	CRG	CRG SPA	4	1:17.190	1.545	0.430	3	68,885
9	69	Javier Gonzalez	MEX	Kosmic	Paul Carr Racing	4	1:17.281	1.636	0.091	2	68,803
10	3	Dean MacDonald	GBR	Kosmic	Aim Motorsport	4	1:17.306	1.661	0.025	4	68,781
11	51	Dikkie van der Wal	NLD	Alonso	Team TKP	4	1:17.521	1.876	0.215	3	68,590
12	19	Jack Spinola	PRT	FA Kart	Dan Holland Racing	2	1:17.586	1.941	0.065	2	68,533
13	23	Enzo Coursimault	FRA	Kosmic/Sodik	PKS	4	1:17.758	2.113	0.172	4	68,381
14	75	Enzo Valente	FRA	Sodi	Kart Pro Racing KPR	3	1:17.802	2.157	0.044	2	68,343
15	63	Louis Henkefend	DEU	Alonso	Team TKP	4	1:17.925	2.280	0.123	4	68,235
16	33	Antoine Perceval	FRA	Tonykart	SG Drivers	4	1:17.941	2.296	0.016	4	68,221
17	77	David Rehme	SWE	CRG	CRG SPA	4	1:18.052	2.407	0.111	1	68,124
18	45	Kilian Meyer	ESP	CRG SPA	CRG SPA	4	1:18.085	2.440	0.033	4	68,095
19	25	Adam Eteki	FRA	Tonykart	SG Drivers	4	1:18.195	2.550	0.110	4	67,999
20	79	Natael Cantin	CAN	BirelART	BirelART/KMS	4	1:18.304	2.659	0.109	4	67,905
21	39	Hugo Andersson	SWE	Alonso	Dan Holland Racing	4	1:18.496	2.851	0.192	3	67,738
22	83	Taymour Kermanshahchi	UAE	Sodi	Sodikart Middle East	4	1:18.809	3.164	0.313	4	67,469
23	65	Jean Nombrot	FRA	Sodi	Kart Pro Racing KPR	4	1:19.036	3.391	0.227	4	67,276
24	81	Lauri Leppa	FIN	Tonykart	VRT	4	1:19.049	3.404	0.013	3	67,265
25	61	Charlie Andersen	SWE	Tonykart	Ward Racing	4	1:19.161	3.516	0.112	4	67,169
26	99	Oscar Palomo Ortiz	ESP	Birelart	Birelart	4	1:19.218	3.573	0.057	4	67,121
27	21	Phil Doerr	DEU	CRG	CRG SPA	4	1:19.321	3.676	0.103	4	67,034
28	57	Alejandro Schimpf	ESP	DR	VPDR/Gulfitoso	4	1:19.809	4.164	0.488	4	66,624
29	73	Kenzo Aerts	BEL	OTK	Daems Racing	3	1:19.825	4.180	0.016	2	66,611
30	59	Zviedris Valters	LVA	Tonykart	Jurmala/Papas Racing	4	1:20.609	4.964	0.784	3	65,963
31	67	Mateusz Pylka	POL	Kosmic	Jastrzebski Racing	4	1:20.884	5.239	0.275	4	65,739





Rotax Euro Challenge Salbris/France

Rotax Juniors

Salbris 1,477 Km

Warm up odd numbers

04.04.2015 09:00

Practice (5:00 Time) started at 9:00:00

Lap	Time of Day	Lap Tm	Diff	S1 Tm	S2 Tm	S3 Tm	Lap	Time of Day	Lap Tm	Diff	S1 Tm	S2 Tm	S3 Tm
(49) Zak Fulk							(19) Jack Spinola						
1	9:01:52.713	1:15.902	+0.257	26.306	22.530	27.066	1	9:04:07.029	3:30.288	+2:12.702	30.233	23.808	2:36.247
2	9:03:08.455	1:15.742	+0.097	26.183	22.413	27.146	2	9:05:24.615	1:17.586		27.335	22.814	27.437
3	9:04:24.319	1:15.864	+0.219	26.317	22.409	27.138	(23) Enzo Coursimault						
4	9:05:39.964	1:15.645		26.180	22.491	26.974	1	9:02:11.307	1:19.531	+1.773	27.595	23.739	28.197
(27) Ayrton Simmons							2	9:03:29.462	1:18.155	+0.397	26.968	23.042	28.145
1	9:01:58.095	1:17.845	+1.976	27.060	23.214	27.571	3	9:04:47.981	1:18.519	+0.761	27.009	23.367	28.143
2	9:03:14.965	1:16.870	+1.001	26.443	22.872	27.555	4	9:06:05.739	1:17.758		26.667	23.304	27.787
3	9:04:31.548	1:16.583	+0.714	26.351	22.763	27.469	(75) Enzo Valente						
4	9:05:47.417	1:15.869		26.123	22.524	27.222	1	9:01:59.737	1:19.967	+2.165	28.030	23.905	28.032
(71) Olli Caldwell							2	9:03:17.539	1:17.802		26.624	23.560	27.618
1	9:01:52.249	1:16.431	+0.327	26.662	22.470	27.299	3	9:04:35.879	1:18.340	+0.538	26.945	23.570	27.825
2	9:03:08.353	1:16.104		26.107	22.801	27.196	(63) Louis Henkefend						
3	9:04:24.775	1:16.422	+0.318	26.342	22.763	27.317	1	9:01:55.655	1:18.395	+0.470	27.430	23.053	27.912
4	9:05:40.985	1:16.210	+0.106	26.330	22.486	27.394	2	9:03:14.232	1:18.577	+0.652	27.025	23.540	28.012
(5) Alex Quinn							3	9:04:32.316	1:18.084	+0.159	27.379	22.971	27.734
1	9:01:56.704	1:18.546	+2.001	27.708	23.161	27.677	4	9:05:50.241	1:17.925		26.827	23.047	28.051
2	9:03:13.977	1:17.273	+0.728	26.543	22.704	28.026	(33) Antoine Perceval						
3	9:04:30.743	1:16.766	+0.221	26.484	22.808	27.474	1	9:01:56.374	1:19.723	+1.782	28.111	23.575	28.037
4	9:05:47.288	1:16.545		26.472	22.612	27.461	2	9:03:14.605	1:18.231	+0.290	27.077	23.283	27.871
(47) Mark Kimber							3	9:04:33.368	1:18.763	+0.822	27.277	23.325	28.161
1	9:02:10.482	1:17.688	+1.089	26.867	23.255	27.566	4	9:05:51.309	1:17.941		26.952	23.075	27.914
2	9:03:27.081	1:16.599		26.459	22.833	27.307	(77) David Rehme						
3	9:04:44.825	1:17.744	+1.145	26.380	23.067	28.297	1	9:01:50.999	1:18.052		27.003	22.800	28.249
4	9:06:02.325	1:17.500	+0.901	26.471	23.315	27.714	2	9:03:09.956	1:18.957	+0.905	26.960	23.520	28.477
(17) Jordan Brown-Nutley							3	9:04:28.251	1:18.295	+0.243	27.138	22.974	28.183
1	9:02:04.488	1:18.893	+2.193	27.410	23.207	28.276	4	9:05:46.604	1:18.353	+0.301	27.039	23.159	28.155
2	9:03:22.043	1:17.555	+0.855	26.683	23.260	27.612	(45) Kilian Meyer						
3	9:04:38.743	1:16.700		26.528	22.784	27.388	1	9:02:06.378	1:19.865	+1.780	27.560	23.802	28.503
4	9:05:55.500	1:16.757	+0.057	26.720	22.632	27.405	2	9:03:25.075	1:18.697	+0.612	27.115	23.154	28.428
(31) Axel Charpentier							3	9:04:45.317	1:20.242	+2.157	27.072	23.646	29.524
1	9:01:57.931	1:17.862	+1.102	26.992	23.058	27.812	4	9:06:03.402	1:18.085		26.974	23.228	27.883
2	9:03:14.835	1:16.904	+0.144	26.205	22.949	27.750	(25) Adam Eteki						
3	9:04:31.779	1:16.944	+0.184	26.231	22.860	27.853	1	9:01:54.176	1:19.030	+0.835	27.497	23.507	28.026
4	9:05:48.539	1:16.760		26.326	22.811	27.623	2	9:03:13.015	1:18.839	+0.644	27.690	23.279	27.870
(35) Ido Cohen							3	9:04:31.701	1:18.686	+0.491	26.824	23.667	28.195
1	9:01:54.837	1:17.842	+0.652	27.093	23.010	27.739	4	9:05:49.896	1:18.195		27.231	23.014	27.950
2	9:03:12.160	1:17.323	+0.133	26.800	22.904	27.619	(79) Natael Cantin						
3	9:04:29.350	1:17.190		26.744	22.860	27.586	1	9:02:04.072	1:20.858	+2.554	28.261	24.061	28.536
4	9:05:47.049	1:17.699	+0.509	26.754	23.189	27.756	2	9:03:22.991	1:18.919	+0.615	27.266	23.663	27.990
(69) Javier Gonzalez							3	9:04:41.507	1:18.516	+0.212	27.076	23.058	28.382
1	9:02:01.539	1:19.748	+2.467	27.752	23.420	28.576	4	9:05:59.811	1:18.304		27.360	23.040	27.904
2	9:03:18.820	1:17.281		26.847	22.998	27.436	(39) Hugo Andersson						
3	9:04:36.102	1:17.282	+0.001	26.699	23.098	27.485	1	9:02:04.771	1:21.783	+3.287	28.727	24.032	29.024
4	9:05:54.430	1:18.328	+1.047	26.714	24.247	27.367	2	9:03:23.999	1:19.228	+0.732	27.311	23.641	28.276
(3) Dean MacDonald							3	9:04:42.495	1:18.496		26.891	23.215	28.390
1	9:02:07.857	1:19.092	+1.786	27.463	23.369	28.260	4	9:06:01.689	1:19.194	+0.698	27.404	23.274	28.516
2	9:03:25.965	1:18.108	+0.802	26.825	23.288	27.995	(83) Taymour Kermanshahchi						
3	9:04:44.090	1:18.125	+0.819	26.976	23.089	28.060	1	9:02:05.787	1:20.910	+2.101	28.387	23.921	28.602
4	9:06:01.396	1:17.306		26.488	23.046	27.772	2	9:03:24.658	1:18.871	+0.062	26.888	23.579	28.404
(51) Dikkie van der Wal							3	9:04:44.487	1:19.829	+1.020	26.972	24.181	28.676
1	9:02:07.024	1:19.323	+1.802	27.355	23.632	28.336	4	9:06:03.296	1:18.809		26.692	23.685	28.432
2	9:03:25.296	1:18.272	+0.751	26.804	23.296	28.172	(65) Jean Nomblot						
3	9:04:42.817	1:17.521		26.967	23.020	27.534	1	9:02:02.862	1:20.673	+1.637	27.917	23.999	28.757
4	9:06:00.819	1:18.002	+0.481	26.949	22.998	28.055							



Rotax Euro Challenge Salbris/France

Rotax Juniors

Salbris 1,477 Km

Warm up odd numbers

04.04.2015 09:00

Practice (5:00 Time) started at 9:00:00

Lap	Time of Day	Lap Tm	Diff	S1 Tm	S2 Tm	S3 Tm	Lap	Time of Day	Lap Tm	Diff	S1 Tm	S2 Tm	S3 Tm
2	9:03:22.289	1:19.427	+0.391	27.315	23.591	28.521							
3	9:04:41.423	1:19.134	+0.098	26.948	23.633	28.553							
4	9:06:00.459	1:19.036		26.927	23.613	28.496							
(81) Lauri Leppa													
1	9:02:02.628	1:21.519	+2.470	28.754	23.930	28.835							
2	9:03:23.257	1:20.629	+1.580	27.888	24.049	28.692							
3	9:04:42.306	1:19.049		26.998	23.617	28.434							
4	9:06:02.488	1:20.182	+1.133	27.702	24.023	28.457							
(61) Charlie Andersen													
1	9:02:08.214	1:21.841	+2.680	28.367	24.614	28.860							
2	9:03:27.572	1:19.358	+0.197	27.458	23.448	28.452							
3	9:04:51.550	1:23.978	+4.817	29.909	25.715	28.354							
4	9:06:10.711	1:19.161		27.320	23.373	28.468							
(99) Oscar Palomo Ortiz													
1	9:02:07.156	1:21.784	+2.566	28.514	24.220	29.050							
2	9:03:28.677	1:21.521	+2.303	28.552	24.257	28.712							
3	9:04:49.146	1:20.469	+1.251	27.639	23.983	28.847							
4	9:06:08.364	1:19.218		27.651	23.614	27.953							
(21) Phil Doerr													
1	9:02:05.168	1:21.692	+2.371	28.393	24.220	29.079							
2	9:03:25.671	1:20.503	+1.182	27.016	24.005	29.482							
3	9:04:45.841	1:20.170	+0.849	27.735	24.003	28.432							
4	9:06:05.162	1:19.321		27.685	23.552	28.084							
(57) Alejandro Schimpf													
1	9:02:11.259	1:23.012	+3.203	28.990	24.637	29.385							
2	9:03:31.787	1:20.528	+0.719	27.777	23.995	28.756							
3	9:04:52.305	1:20.518	+0.709	27.437	24.236	28.845							
4	9:06:12.114	1:19.809		27.558	23.705	28.546							
(73) Kenzo Aerts													
1	9:02:01.516	1:21.753	+1.928	28.519	23.978	29.256							
2	9:03:21.341	1:19.825		27.706	23.662	28.457							
3	9:04:41.174	1:19.833	+0.008	27.462	23.679	28.692							
(59) Zviedris Valters													
1	9:02:05.867	1:23.272	+2.663	28.583	24.084	30.605							
2	9:03:27.930	1:22.063	+1.454	28.307	24.240	29.516							
3	9:04:48.539	1:20.609		27.953	23.737	28.919							
4	9:06:09.417	1:20.878	+0.269	27.893	24.214	28.771							
(67) Mateusz Pyłka													
1	9:02:02.293	1:24.280	+3.396	29.100	25.562	29.618							
2	9:03:24.794	1:22.501	+1.617	28.379	24.922	29.200							
3	9:04:45.759	1:20.965	+0.081	28.024	24.316	28.625							
4	9:06:06.643	1:20.884		28.213	23.663	29.008							



Rotax Euro Challenge Salbris/France

Rotax Juniors

Salbris 1,477 Km

Warm up even numbers

04.04.2015 09:10

Practice (5:00 Time) started at 9:10:01

Pos	No.	Name	Nat.	Chassis	Race Team	Laps	Best Tm	Diff	Gap	In Lap	km/h
1	54	Tom Gamble	GBR	FA Kart	Dan Holland Racing	4	1:15.946			2	70,013
2	24	Oliver York	GBR	Kosmic	Aim Motorsport	4	1:16.543	0.597	0.597	3	69,467
3	78	Johnathan Hoggard	GBR	Tonykart	KR Sport	4	1:16.787	0.841	0.244	3	69,246
4	44	Tom Canning	GBR	FA Kart	Dan Holland Racing	4	1:16.800	0.854	0.013	4	69,234
5	20	Kiern Jewiss	GBR	Tonykart	Strawberry Racing	4	1:17.236	1.290	0.436	4	68,844
6	8	Jack McCarthy	GBR	Tonykart	Strawberry Racing	4	1:17.421	1.475	0.185	3	68,679
7	52	Alain Delon Thompson	ZAF	BirelART	BirelART/KMS	4	1:17.538	1.592	0.117	4	68,575
8	34	Fin Kenneally	GBR	Kosmic	Aim Motorsport	4	1:17.615	1.669	0.077	4	68,507
9	58	Dzianis Slavinski	BLR	Tonykart	M Racing	3	1:17.709	1.763	0.094	3	68,425
10	76	Manuel Sulaiman	MEX	Tonykart	KR Sport	4	1:17.783	1.837	0.074	4	68,359
11	46	Scott Symons	GBR	Tonykart	KR Sport	4	1:17.908	1.962	0.125	4	68,250
12	84	Quentin Dupuis	FRA	Birel	MGT	4	1:17.920	1.974	0.012	4	68,239
13	68	Owen Byatt	GBR	Kosmic	Aim Motorsport	4	1:18.403	2.457	0.483	4	67,819
14	74	Arthur Carbonnel	FRA	Birelart	Universal Drivers	4	1:18.441	2.495	0.038	3	67,786
15	42	Joel Jern	SWE	Gillard	PDB Racing Team	4	1:18.576	2.630	0.135	4	67,670
16	32	Lluc Ibanez	ESP	Kosmic	Binakart	4	1:18.656	2.710	0.080	3	67,601
17	22	Daniel Louko	FIN	Tonykart	Paul Carr Racing	4	1:18.755	2.809	0.099	4	67,516
18	80	Adam Haikal	MYS	Kosmic	Aim Motorsport	4	1:18.769	2.823	0.014	4	67,504
19	70	Dimitrios Tsimpris	GRC	Tonykart	Prt Motorsport	4	1:18.905	2.959	0.136	4	67,387
20	16	Nicolas Schoell	AUT	Tonykart	Speedworld Academy	4	1:18.918	2.972	0.013	2	67,376
21	62	Oliver Rasmussen	FRA	Birel	MRT Mich Racing Team	4	1:18.988	3.042	0.070	3	67,317
22	82	Nazim Azman	MYS	Kosmic	Aim Motorsport	4	1:18.990	3.044	0.002	4	67,315
23	28	Andreas Estner	DEU	Tonykart	RS Competition	4	1:19.032	3.086	0.042	4	67,279
24	60	Florian Venturi	FRA	FA Kart	DSS	3	1:19.226	3.280	0.194	2	67,114
25	66	Tim Mika Metz	DEU	CRG	CRG SPA	3	1:19.370	3.424	0.144	2	66,993
26	72	Lukas Dunner	AUT	Tonykart	Speedworld Academy	4	1:19.503	3.557	0.133	3	66,880
27	64	Jakub Bezel	CZE	MSKart	Bezel Petr	4	1:19.868	3.922	0.365	4	66,575
28	18	Cristian Davies	ESP	Kosmic	Binakart	3	1:19.934	3.988	0.066	3	66,520
29	56	Adrian Schimpf	ESP	DR	VPDR/Gulfitoso	3	1:22.105	6.159	2.171	3	64,761



Rotax Euro Challenge Salbris/France

Rotax Juniors

Salbris 1,477 Km

Warm up even numbers

04.04.2015 09:10

Practice (5:00 Time) started at 9:10:01

Lap	Time of Day	Lap Tm	Diff	S1 Tm	S2 Tm	S3 Tm
(54) Tom Gamble						
1	9:11:55.302	1:17.127	+1.181	26.557	22.828	27.742
2	9:13:11.248	1:15.946		26.074	22.685	27.187
3	9:14:27.561	1:16.313	+0.367	26.158	22.793	27.362
4	9:15:43.676	1:16.115	+0.169	26.241	22.669	27.205
(24) Oliver York						
1	9:12:08.060	1:19.310	+2.767	27.850	23.245	28.215
2	9:13:25.373	1:17.313	+0.770	26.741	22.876	27.696
3	9:14:41.916	1:16.543		26.267	22.899	27.377
4	9:15:58.533	1:16.617	+0.074	26.166	23.015	27.436
(78) Johnathan Hoggard						
1	9:12:08.928	1:19.263	+2.476	27.782	23.165	28.316
2	9:13:26.325	1:17.397	+0.610	26.522	23.140	27.735
3	9:14:43.112	1:16.787		26.353	22.689	27.745
4	9:16:00.475	1:17.363	+0.576	26.756	22.728	27.879
(44) Tom Canning						
1	9:11:56.271	1:18.859	+2.059	27.743	23.308	27.808
2	9:13:13.841	1:17.570	+0.770	26.736	23.096	27.738
3	9:14:30.899	1:17.058	+0.258	26.671	23.007	27.380
4	9:15:47.699	1:16.800		26.415	22.860	27.525
(20) Kiern Jewiss						
1	9:12:13.055	1:20.975	+3.739	27.130	23.018	30.827
2	9:13:33.038	1:19.983	+2.747	29.506	22.679	27.798
3	9:14:50.565	1:17.527	+0.291	26.564	22.965	27.998
4	9:16:07.801	1:17.236		26.662	22.986	27.588
(8) Jack McCarthy						
1	9:12:14.802	1:30.565	+13.144	39.165	23.410	27.990
2	9:13:34.003	1:19.201	+1.780	27.820	23.621	27.760
3	9:14:51.424	1:17.421		26.545	23.049	27.827
4	9:16:09.071	1:17.647	+0.226	26.870	23.190	27.587
(52) Alain Delon Thompson						
1	9:12:03.281	1:20.240	+2.702	27.922	23.859	28.459
2	9:13:21.046	1:17.765	+0.227	26.889	23.162	27.714
3	9:14:38.988	1:17.942	+0.404	27.212	23.056	27.674
4	9:15:56.526	1:17.538		26.510	23.147	27.881
(34) Fin Kenneally						
1	9:12:09.026	1:20.979	+3.364	28.117	24.341	28.521
2	9:13:27.737	1:18.711	+1.096	26.975	23.360	28.376
3	9:14:46.049	1:18.312	+0.697	26.687	23.757	27.868
4	9:16:03.664	1:17.615		26.627	23.332	27.656
(58) Dzianis Slavinski						
1	9:12:01.433	1:19.180	+1.471	27.593	23.451	28.136
2	9:13:20.155	1:18.722	+1.013	27.378	23.384	27.960
3	9:14:37.864	1:17.709		26.832	22.902	27.975
(76) Manuel Sulaiman						
1	9:12:04.473	1:20.379	+2.596	27.782	23.938	28.659
2	9:13:23.216	1:18.743	+0.960	26.884	23.369	28.490
3	9:14:41.319	1:18.103	+0.320	27.208	23.086	27.809
4	9:15:59.102	1:17.783		26.530	23.406	27.847
(46) Scott Symons						
1	9:12:03.918	1:20.126	+2.218	27.959	23.685	28.482
2	9:13:22.642	1:18.724	+0.816	27.062	23.381	28.281
3	9:14:40.565	1:17.923	+0.015	26.884	23.131	27.908
4	9:15:58.473	1:17.908		26.676	23.411	27.821

Lap	Time of Day	Lap Tm	Diff	S1 Tm	S2 Tm	S3 Tm
(84) Quentin Dupuis						
1	9:11:59.045	1:20.400	+2.480	27.712	24.162	28.526
2	9:13:17.701	1:18.656	+0.736	27.182	23.485	27.989
3	9:14:35.889	1:18.188	+0.268	26.936	23.204	28.048
4	9:15:53.809	1:17.920		26.724	23.286	27.910
(68) Owen Byatt						
1	9:12:07.982	1:20.984	+2.581	28.613	24.023	28.348
2	9:13:28.375	1:20.393	+1.990	27.973	23.808	28.612
3	9:14:47.177	1:18.802	+0.399	27.117	23.862	27.823
4	9:16:05.580	1:18.403		26.811	23.509	28.083
(74) Arthur Carbonnel						
1	9:12:00.334	1:20.343	+1.902	28.146	23.675	28.522
2	9:13:19.089	1:18.755	+0.314	27.078	23.404	28.273
3	9:14:37.530	1:18.441		26.979	23.534	27.928
4	9:15:56.208	1:18.678	+0.237	27.097	23.456	28.125
(42) Joel Jern						
1	9:12:03.017	1:20.586	+2.010	28.346	23.721	28.519
2	9:13:23.041	1:20.024	+1.448	27.234	23.764	29.026
3	9:14:44.086	1:21.045	+2.469	28.278	23.945	28.822
4	9:16:02.662	1:18.576		26.975	23.467	28.134
(32) Lluc Ibanez						
1	9:12:04.714	1:22.794	+4.138	29.297	24.560	28.937
2	9:13:24.066	1:19.352	+0.696	27.614	23.488	28.250
3	9:14:42.722	1:18.656		27.182	23.239	28.235
4	9:16:01.748	1:19.026	+0.370	27.446	23.374	28.206
(22) Daniel Louko						
1	9:12:09.271	1:22.886	+4.131	29.000	25.023	28.863
2	9:13:28.548	1:19.277	+0.522	27.339	23.323	28.615
3	9:14:48.579	1:20.031	+1.276	27.162	24.165	28.704
4	9:16:07.334	1:18.755		26.946	23.406	28.403
(80) Adam Haikal						
1	9:12:07.272	1:21.374	+2.605	29.200	23.809	28.365
2	9:13:28.179	1:20.907	+2.138	27.792	23.845	29.270
3	9:14:47.999	1:19.820	+1.051	26.905	24.409	28.506
4	9:16:06.768	1:18.769		27.057	23.562	28.150
(70) Dimitrios Tsimpris						
1	9:12:06.882	1:21.762	+2.857	29.093	23.909	28.760
2	9:13:27.122	1:20.240	+1.335	27.434	24.213	28.593
3	9:14:48.986	1:21.864	+2.959	27.479	25.183	29.202
4	9:16:07.891	1:18.905		26.864	23.597	28.444
(16) Nicolas Schoell						
1	9:12:09.870	1:25.667	+6.749	33.532	23.736	28.399
2	9:13:28.788	1:18.918		27.393	23.537	27.988
3	9:14:50.152	1:21.364	+2.446	28.056	25.309	27.999
4	9:16:09.366	1:19.214	+0.296	27.504	23.362	28.348
(62) Oliver Rasmussen						
1	9:12:00.927	1:20.430	+1.442	27.908	24.166	28.356
2	9:13:20.593	1:19.666	+0.678	27.406	24.100	28.160
3	9:14:39.581	1:18.988		27.418	23.444	28.126
4	9:16:00.555	1:20.974	+1.986	27.461	23.991	29.522
(82) Nazim Azman						
1	9:12:10.638	1:22.861	+3.871	29.909	24.148	28.804
2	9:13:30.272	1:19.634	+0.644	27.349	23.603	28.682
3	9:14:49.825	1:19.553	+0.563	27.509	23.616	28.428
4	9:16:08.815	1:18.990		27.167	23.561	28.262

Timekeeping M. Wagner: Clerk of the course Thomas Lainer:

Steward Horst Seidel: Chief Scrutineer Paul Klaassen:





Rotax Euro Challenge Salbris/France

Rotax Juniors

Salbris 1,477 Km

Warm up even numbers

04.04.2015 09:10

Practice (5:00 Time) started at 9:10:01

Lap	Time of Day	Lap Tm	Diff	S1 Tm	S2 Tm	S3 Tm	Lap	Time of Day	Lap Tm	Diff	S1 Tm	S2 Tm	S3 Tm
(28) Andreas Estner													
1	9:12:12.077	1:21.807	+2.775	28.778	24.135	28.894							
2	9:13:31.653	1:19.576	+0.544	27.585	23.692	28.299							
3	9:14:51.347	1:19.694	+0.662	27.158	23.992	28.544							
4	9:16:10.379	1:19.032		27.411	23.723	27.898							
(60) Florian Venturi													
1	9:13:27.376	1:20.783	+1.557	27.365	24.673	28.745							
2	9:14:46.602	1:19.226		27.492	23.997	27.737							
3	9:16:06.020	1:19.418	+0.192	27.299	24.345	27.774							
(66) Tim Mika Metz													
1	9:12:11.503	1:23.529	+4.159	30.042	24.988	28.499							
2	9:13:30.873	1:19.370		27.476	23.672	28.222							
3	9:14:50.754	1:19.881	+0.511	27.265	24.205	28.411							
(72) Lukas Dunner													
1	9:12:14.183	1:23.489	+3.986	29.724	24.826	28.939							
2	9:13:35.953	1:21.770	+2.267	29.228	24.011	28.531							
3	9:14:55.456	1:19.503		27.511	23.727	28.265							
4	9:16:15.635	1:20.179	+0.676	27.589	23.828	28.762							
(64) Jakub Bezel													
1	9:12:09.424	1:22.065	+2.197	29.149	24.465	28.451							
2	9:13:30.100	1:20.676	+0.808	28.157	23.875	28.644							
3	9:14:49.991	1:19.891	+0.023	27.493	24.145	28.253							
4	9:16:09.859	1:19.868		28.104	23.826	27.938							
(18) Cristian Davies													
1	9:12:35.946	1:22.629	+2.695	29.091	24.502	29.036							
2	9:13:56.483	1:20.537	+0.603	27.667	24.106	28.764							
3	9:15:16.417	1:19.934		27.484	23.770	28.680							
(56) Adrian Schimpf													
1	9:12:16.701	1:27.962	+5.857	32.769	25.550	29.643							
2	9:15:02.481	2:45.780	+1:23.675	35.331	27.839	1:42.610							
3	9:16:24.586	1:22.105		28.551	24.293	29.261							

Timekeeping M. Wagner: Clerk of the course Thomas Lainer:

Steward Horst Seidel: Chief Scrutineer Paul Klaassen:





Rotax Euro Challenge Salbris/France

Rotax Juniors

Salbris 1,477 Km

RACE 1 Qualifying Heat 1 A-B

-NEW-

04.04.2015 10:10

Race (6 Laps) started at 10:13:32

Pos	No.	Name	Nat.	Chassis	Race Team	Laps	Total Tm	Diff	Best Tm	In Lap	km/h	Points
1	8	Jack McCarthy	GBR	Tonykart	Strawberry Racing	6	7:45.005		1:16.864	4	69,177	0
2	34	Fin Kenneally	GBR	Kosmic	Aim Motorsport	6	7:45.234	0.229	1:16.990	5	69,064	2
3	54	Tom Gamble	GBR	FA Kart	Dan Holland Racing	6	7:46.528	1.523	1:16.261	5	69,724	3
4	20	Kiern Jewiss	GBR	Tonykart	Strawberry Racing	6	7:47.693	2.688	1:16.478	5	69,526	4
5	24	Oliver York	GBR	Kosmic	Aim Motorsport	6	7:50.832	5.827	1:16.825	6	69,212	5
6	46	Scott Symons	GBR	Tonykart	KR Sport	6	7:51.798	6.793	1:17.130	6	68,938	6
7	5	Alex Quinn	GBR	CRG	CRG SPA	6	7:52.296	7.291	1:17.190	6	68,885	7
8	52	Alain Delon Thompson	ZAF	BirelART	BirelART/KMS	6	7:53.321	8.316	1:18.123	6	68,062	8
9	17	Jordan Brown-Nutley	GBR	Tonykart	CRM	6	7:53.749	8.744	1:17.493	5	68,615	9
10	25	Adam Eteki	FRA	Tonykart	SG Drivers	6	7:57.172	12.167	1:18.228	5	67,971	10
11	45	Kilian Meyer	ESP	CRG SPA	CRG SPA	6	7:57.345	12.340	1:18.007	5	68,163	11
12	42	Joel Jern	SWE	Gillard	PDB Racing Team	6	7:57.618	12.613	1:17.883	6	68,272	12
13	51	Dikkie van der Wal	NLD	Alonso	Team TKP	6	7:59.334	14.329	1:17.486	6	68,621	13
14	44	Tom Canning	GBR	FA Kart	Dan Holland Racing	6	8:00.919	15.914	1:17.491	4	68,617	14
15	77	David Rehme	SWE	CRG	CRG SPA	6	8:01.295	16.290	1:18.822	4	67,458	15
16	28	Andreas Estner	DEU	Tonykart	RS Competition	6	8:01.943	16.938	1:18.903	4	67,389	16
17	82	Nazim Azman	MYS	Kosmic	Aim Motorsport	6	8:03.220	18.215	1:18.519	6	67,719	17
18	68	Owen Byatt	GBR	Kosmic	Aim Motorsport	6	8:03.925	18.920	1:17.434	5	68,668	18
19	58	Dzianis Slavinski	BLR	Tonykart	M Racing	6	8:04.446	19.441	1:17.534	6	68,579	19
20	73	Kenzo Aerts	BEL	OTK	Daems Racing	6	8:06.442	21.437	1:18.922	4	67,373	20
21	61	Charlie Andersen	SWE	Tonykart	Ward Racing	6	8:06.482	21.477	1:18.247	4	67,954	21
22	22	Daniel Louko	FIN	Tonykart	Paul Carr Racing	6	8:06.637	21.632	1:18.208	6	67,988	22
23	66	Tim Mika Metz	DEU	CRG	CRG SPA	6	8:07.225	22.220	1:18.626	4	67,626	23
24	59	Zviedris Valters	LVA	Tonykart	Jurmala/Papas Racing	6	8:08.178	23.173	1:19.357	4	67,004	24
25	78	Johnathan Hoggard	GBR	Tonykart	KR Sport	6	8:09.657	24.652	1:17.556	4	68,559	25
26	76	Manuel Sulaiman	MEX	Tonykart	KR Sport	6	8:11.745	26.740	1:18.209	5	67,987	26
27	62	Oliver Rasmussen	FRA	Birel	MRT Mich Racing Team	6	8:12.362	27.357	1:19.633	6	66,771	27
28	79	Natael Cantin	CAN	BirelART	BirelART/KMS	6	8:32.678	47.673	1:17.865	5	68,287	28
29	99	Oscar Palomo Ortiz	ESP	Birelart	Birelart	3	4:17.361	3 Laps	1:20.583	2	65,984	29
30	70	Dimitrios Tsimpris	GRC	Tonykart	Prt Motorsport		0.513	6 Laps		0	-	30

Announcements

These results are provisional until the conclusion of any judicial and technical matters!
 No. 76 + 68 + 78 time penalty 10 sec. / unfair driving

Margin of Victory	Ø km/h	Best Lap Tm	km/h	Best Lap by
0.229	68,608	1:16.261	69,724	54 - Tom Gamble

Official Timing www.rgmmc.com

Orbits

Timekeeping M. Wagner:

Clerk of the course Thomas Lainer:

www.mylaps.com

Steward Horst Seidel:

Chief Scrutineer Paul Klaassen:

Licensed to: Motorsport Events

Printed: 04.04.2015 11:20:52

posted at:

h



Rotax Euro Challenge Salbris/France

Rotax Juniors

Salbris 1,477 Km

RACE 1 Qualifying Heat 1 A-B

04.04.2015 10:10

Race (6 Laps) started at 10:13:32

Lap	Time of Day	Lap Tm	Diff	S1 Tm	S2 Tm	S3 Tm	Lap	Time of Day	Lap Tm	Diff	S1 Tm	S2 Tm	S3 Tm
(8) Jack McCarthy													
1	10:14:50.915	1:18.373	+1.509	27.621	23.069	27.683	1	10:14:56.561	1:23.798	+6.305	29.554	23.291	30.953
2	10:16:08.229	1:17.314	+0.450	26.867	22.909	27.538	2	10:16:14.870	1:18.309	+0.816	27.104	23.376	27.829
3	10:17:25.623	1:17.394	+0.530	26.879	23.107	27.408	3	10:17:32.783	1:17.913	+0.420	26.977	23.256	27.680
4	10:18:42.487	1:16.864		26.638	22.921	27.305	4	10:18:50.542	1:17.759	+0.266	27.270	23.082	27.407
5	10:19:59.894	1:17.407	+0.543	26.862	23.052	27.493	5	10:20:08.035	1:17.493		26.643	23.056	27.794
6	10:21:17.547	1:17.653	+0.789	26.851	23.075	27.727	6	10:21:26.291	1:18.256	+0.763	26.772	23.371	28.113
(34) Fin Kenneally													
1	10:14:51.597	1:18.973	+1.983	27.964	23.023	27.986							
2	10:16:08.783	1:17.186	+0.196	26.705	22.958	27.523							
3	10:17:26.188	1:17.405	+0.415	26.638	23.069	27.698							
4	10:18:43.296	1:17.108	+0.118	26.478	22.932	27.698							
5	10:20:00.286	1:16.990		26.509	22.925	27.556							
6	10:21:17.776	1:17.490	+0.500	26.619	23.213	27.658							
(54) Tom Gamble													
1	10:14:54.571	1:22.014	+5.753	29.846	24.068	28.100							
2	10:16:12.354	1:17.783	+1.522	27.070	23.146	27.567							
3	10:17:29.835	1:17.481	+1.220	26.339	23.204	27.938							
4	10:18:46.358	1:16.523	+0.262	26.451	22.738	27.334							
5	10:20:02.619	1:16.261		26.310	22.679	27.272							
6	10:21:19.070	1:16.451	+0.190	26.421	22.781	27.249							
(20) Kiem Jewiss													
1	10:14:55.373	1:22.742	+6.264	30.499	24.017	28.226							
2	10:16:13.156	1:17.783	+1.305	26.729	23.219	27.835							
3	10:17:30.047	1:16.891	+0.413	26.683	22.756	27.452							
4	10:18:47.103	1:17.056	+0.578	26.740	22.825	27.491							
5	10:20:03.581	1:16.478		26.401	22.721	27.356							
6	10:21:20.235	1:16.654	+0.176	26.486	22.669	27.499							
(24) Oliver York													
1	10:14:54.860	1:22.016	+5.191	29.559	24.339	28.118							
2	10:16:14.569	1:19.709	+2.884	27.464	23.615	28.630							
3	10:17:32.288	1:17.719	+0.894	27.177	23.000	27.542							
4	10:18:49.193	1:16.905	+0.080	26.411	22.815	27.679							
5	10:20:06.549	1:17.356	+0.531	26.849	23.004	27.503							
6	10:21:23.374	1:16.825		26.559	22.781	27.485							
(46) Scott Symons													
1	10:14:54.754	1:21.629	+4.499	29.486	23.765	28.378							
2	10:16:13.404	1:18.650	+1.520	27.019	23.718	27.913							
3	10:17:31.216	1:17.812	+0.682	26.849	23.188	27.775							
4	10:18:49.053	1:17.837	+0.707	26.745	22.903	28.189							
5	10:20:07.210	1:18.157	+1.027	26.841	23.547	27.769							
6	10:21:24.340	1:17.130		26.539	22.900	27.691							
(5) Alex Quinn													
1	10:14:56.014	1:22.483	+5.293	29.911	24.269	28.303							
2	10:16:14.416	1:18.402	+1.212	26.926	23.449	28.027							
3	10:17:31.998	1:17.582	+0.392	26.622	23.060	27.900							
4	10:18:49.517	1:17.519	+0.329	26.592	23.302	27.625							
5	10:20:07.648	1:18.131	+0.941	27.118	23.198	27.815							
6	10:21:24.838	1:17.190		26.732	22.909	27.549							
(52) Alain Delon Thompson													
1	10:14:52.519	1:19.830	+1.707	28.409	23.400	28.021							
2	10:16:11.482	1:18.963	+0.840	26.980	23.217	28.766							
3	10:17:29.661	1:18.179	+0.056	26.926	23.126	28.127							
4	10:18:48.888	1:19.227	+1.104	27.049	23.377	28.801							
5	10:20:07.740	1:18.852	+0.729	27.589	23.197	28.066							
6	10:21:25.863	1:18.123		26.991	23.226	27.906							
(17) Jordan Brown-Nutley													
(68) Owen Byatt													
1	10:14:55.603	1:22.683	+5.249	30.361	24.264	28.058							
2	10:16:14.261	1:18.658	+1.224	27.141	23.347	28.170							
3	10:17:33.346	1:19.085	+1.651	27.409	23.635	28.041							
4	10:18:51.329	1:17.983	+0.549	26.853	23.251	27.879							
5	10:20:08.763	1:17.434		26.674	23.181	27.579							
6	10:21:26.467	1:17.704	+0.270	26.642	23.151	27.911							
(25) Adam Eteki													
1	10:14:57.247	1:23.793	+5.565	31.359	24.289	28.145							
2	10:16:15.735	1:18.488	+0.260	27.090	23.364	28.034							
3	10:17:34.612	1:18.877	+0.649	27.469	23.174	28.234							
4	10:18:52.980	1:18.368	+0.140	27.060	23.328	27.980							
5	10:20:11.208	1:18.228		26.952	23.341	27.935							
6	10:21:29.714	1:18.506	+0.278	26.957	23.410	28.139							
(45) Kilian Meyer													
1	10:14:57.490	1:22.961	+4.954	29.988	24.700	28.273							
2	10:16:16.002	1:18.512	+0.505	26.990	23.490	28.032							
3	10:17:34.939	1:18.937	+0.930	27.324	23.420	28.193							
4	10:18:53.506	1:18.567	+0.560	27.227	23.253	28.087							
5	10:20:11.513	1:18.007		26.915	23.139	27.953							
6	10:21:29.887	1:18.374	+0.367	26.995	23.306	28.073							
(42) Joel Jern													
1	10:14:56.487	1:23.561	+5.678	29.785	24.864	28.912							
2	10:16:15.688	1:19.201	+1.318	27.075	23.792	28.334							
3	10:17:35.590	1:19.902	+2.019	28.563	23.368	27.971							
4	10:18:54.370	1:18.780	+0.897	26.944	23.583	28.253							
5	10:20:12.277	1:17.907	+0.024	26.769	23.133	28.005							
6	10:21:30.160	1:17.883		26.698	23.322	27.863							
(51) Dikkie van der Wal													
1	10:14:59.300	1:26.009	+8.523	33.375	24.050	28.584							
2	10:16:18.810	1:19.510	+2.024	27.050	24.045	28.415							
3	10:17:38.533	1:19.723	+2.237	27.751	23.774	28.198							
4	10:18:56.304	1:17.771	+0.285	26.801	23.238	27.732							
5	10:20:14.390	1:18.086	+0.600	26.599	23.475	28.012							
6	10:21:31.876	1:17.486		26.859	23.209	27.418							
(78) Johnathan Hoggard													
1	10:14:55.170	1:22.127	+4.571	30.019	23.792	28.316							
2	10:16:19.076	1:23.906	+6.350	31.820	23.581	28.505							
3	10:17:39.308	1:20.232	+2.676	27.268	25.221	27.743							
4	10:18:56.864	1:17.556		26.683	23.808	27.665							
5	10:20:14.542	1:17.678	+0.122	26.515	23.143	28.020							
6	10:21:32.199	1:17.657	+0.101	26.804	23.337	27.516							
(44) Tom Canning													
1	10:15:00.055	1:27.286	+9.795	34.514	23.832	28.940							
2	10:16:19.218	1:19.163	+1.672	27.181	23.599	28.383							
3	10:17:38.260	1:19.042	+1.551	27.447	23.516	28.079							
4	10:18:55.751	1:17.491		26.954	22.872	27.665							
5	10:20:15.040	1:19.289	+1.798	26.893	24.014	28.382							
6	10:21:33.461	1:18.421	+0.930	26.725	23.808	27.888							
(77) David Rehme													
1	10:14:57.088	1:22.778	+3.956	30.137	23.915	28.726							
2	10:16:17.372	1:20.284	+1.462	28.593	23.373	28.318							

Timekeeping M. Wagner:

Clerk of the course Thomas Lainer:

Steward Horst Seidel:

Chief Scrutineer Paul Klaassen:





Rotax Euro Challenge Salbris/France

Rotax Juniors

Salbris 1,477 Km

RACE 1 Qualifying Heat 1 A-B

04.04.2015 10:10

Race (6 Laps) started at 10:13:32

Lap	Time of Day	Lap Tm	Diff	S1 Tm	S2 Tm	S3 Tm	Lap	Time of Day	Lap Tm	Diff	S1 Tm	S2 Tm	S3 Tm
3	10:17:36.305	1:18.933	+0.111	27.197	23.493	28.243	5	10:20:21.014	1:20.624	+1.998	27.315	25.089	28.220
4	10:18:55.127	1:18.822		27.174	23.381	28.267	6	10:21:39.767	1:18.753	+0.127	27.020	23.645	28.088
5	10:20:14.009	1:18.882	+0.060	27.141	23.642	28.099							
6	10:21:33.837	1:19.828	+1.006	27.771	23.586	28.471							
(76) Manuel Sulaiman													
1	10:14:58.596	1:25.013	+6.804	31.538	24.465	29.010							
2	10:16:18.729	1:20.133	+1.924	27.441	24.284	28.408							
3	10:17:38.854	1:20.125	+1.916	27.698	23.635	28.792							
4	10:18:57.571	1:18.717	+0.508	26.935	23.813	27.969							
5	10:20:15.780	1:18.209		26.985	23.169	28.055							
6	10:21:34.287	1:18.507	+0.298	26.885	23.438	28.184							
(59) Zviedris Valters													
1	10:15:00.677	1:27.478	+8.121	33.683	24.084	29.711							
2	10:16:22.092	1:21.415	+2.058	28.012	24.097	29.306							
3	10:17:42.583	1:20.491	+1.134	27.296	24.436	28.759							
4	10:19:01.940	1:19.357		27.472	23.497	28.388							
5	10:20:21.317	1:19.377	+0.020	27.248	23.733	28.396							
6	10:21:40.720	1:19.403	+0.046	27.408	23.626	28.369							
(62) Oliver Rasmussen													
1	10:15:03.494	1:28.837	+9.204	30.359	29.583	28.895							
2	10:16:24.025	1:20.531	+0.898	27.314	23.934	29.283							
3	10:17:44.689	1:20.664	+1.031	27.624	24.149	28.891							
4	10:19:05.279	1:20.590	+0.957	27.792	24.247	28.551							
5	10:20:25.271	1:19.992	+0.359	27.671	23.946	28.375							
6	10:21:44.904	1:19.633		27.129	23.833	28.671							
(79) Natael Cantin													
1	10:14:57.744	1:24.893	+7.028	31.380	24.500	29.013							
2	10:16:17.872	1:20.128	+2.263	28.099	24.091	27.938							
3	10:18:11.082	1:53.210	+35.345	28.402	56.836	27.972							
4	10:19:29.269	1:18.187	+0.322	27.362	23.263	27.562							
5	10:20:47.134	1:17.865		27.307	22.827	27.731							
6	10:22:05.220	1:18.086	+0.221	27.125	23.040	27.921							
(99) Oscar Palomo Ortiz													
1	10:14:59.441	1:24.732	+4.149	30.965	24.880	28.887							
2	10:16:20.024	1:20.583		27.874	24.029	28.680							
3	10:17:49.903	1:29.879	+9.296	28.770	32.343	28.766							
(58) Dzianis Slavinski													
1	10:14:54.330	1:21.636	+4.102	29.530	23.908	28.198							
2	10:16:14.034	1:19.704	+2.170	27.271	24.104	28.329							
3	10:17:32.401	1:18.367	+0.833	26.727	23.116	28.524							
4	10:18:59.599	1:27.198	+9.664	35.194	23.710	28.294							
5	10:20:19.454	1:19.855	+2.321	27.691	24.264	27.900							
6	10:21:36.988	1:17.534		26.855	22.935	27.744							
(73) Kenzo Aerts													
1	10:14:58.308	1:24.138	+5.216	30.299	25.023	28.816							
2	10:16:17.829	1:19.521	+0.599	27.303	23.967	28.251							
3	10:17:40.538	1:22.709	+3.787	30.888	23.686	28.135							
4	10:18:59.460	1:18.922		27.095	23.416	28.411							
5	10:20:19.848	1:20.388	+1.466	27.767	24.106	28.515							
6	10:21:38.984	1:19.136	+0.214	26.870	23.875	28.391							
(61) Charlie Andersen													
1	10:14:58.842	1:24.760	+6.513	31.133	24.679	28.948							
2	10:16:20.804	1:21.962	+3.715	27.475	26.035	28.452							
3	10:17:42.364	1:21.560	+3.313	28.391	24.922	28.247							
4	10:19:00.611	1:18.247		27.122	23.141	27.984							
5	10:20:20.079	1:19.468	+1.221	27.193	24.326	27.949							
6	10:21:39.024	1:18.945	+0.698	27.042	23.618	28.285							
(22) Daniel Louko													
1	10:15:02.612	1:28.712	+10.504	30.718	23.846	34.148							
2	10:16:21.704	1:19.092	+0.884	27.019	23.444	28.629							
3	10:17:41.633	1:19.929	+1.721	27.370	24.209	28.350							
4	10:18:59.926	1:18.293	+0.085	26.700	23.363	28.230							
5	10:20:20.971	1:21.045	+2.837	27.701	24.959	28.385							
6	10:21:39.179	1:18.208		27.116	23.307	27.785							
(66) Tim Mika Metz													
1	10:15:01.007	1:27.271	+8.645	33.237	25.455	28.579							
2	10:16:21.012	1:20.005	+1.379	27.754	23.757	28.494							
3	10:17:41.764	1:20.752	+2.126	27.975	24.577	28.200							
4	10:19:00.390	1:18.626		27.118	23.287	28.221							

Timekeeping M. Wagner:  Clerk of the course Thomas Lainer:

Steward Horst Seidel: Chief Scrutineer Paul Klaassen:





Rotax Euro Challenge Salbris/France

Rotax Juniors

Salbris 1,477 Km

RACE 2 Qualifying Heat 2 C-D

-NEW-

04.04.2015 10:30

Race (6 Laps) started at 10:33:17

Pos	No.	Name	Nat.	Chassis	Race Team	Laps	Total Tm	Diff	Best Tm	In Lap	km/h	Points
1	3	Dean MacDonald	GBR	Kosmic	Aim Motorsport	6	7:45.295		1:17.074	6	68,988	0
2	31	Axel Charpentier	GBR	Tonykart	Strawberry Racing	6	7:45.882	0.587	1:17.145	4	68,925	2
3	47	Mark Kimber	GBR	FA Kart	Dan Holland Racing	6	7:48.128	2.833	1:17.467	6	68,638	3
4	49	Zak Fulk	GBR	Tonykart	Coles Racing	6	7:48.751	3.456	1:17.117	6	68,950	4
5	69	Javier Gonzalez	MEX	Kosmic	Paul Carr Racing	6	7:50.590	5.295	1:17.356	5	68,737	5
6	60	Florian Venturi	FRA	FA Kart	DSS	6	7:51.745	6.450	1:17.627	6	68,497	6
7	71	Olli Caldwell	GBR	Tonykart	Coles Racing	6	7:52.277	6.982	1:17.621	4	68,502	7
8	32	Lluc Ibanez	ESP	Kosmic	Binakart	6	7:52.643	7.348	1:17.552	6	68,563	8
9	63	Louis Henkefend	DEU	Alonso	Team TKP	6	7:53.922	8.627	1:18.057	5	68,119	9
10	64	Jakub Bezel	CZE	MSKart	Bezel Petr	6	7:55.070	9.775	1:18.153	5	68,036	10
11	23	Enzo Coursimault	FRA	Kosmic/Sodika	PKS	6	7:58.481	13.186	1:18.843	5	67,440	11
12	35	Ido Cohen	ISR	CRG	CRG SPA	6	7:58.755	13.460	1:18.224	6	67,974	12
13	33	Antoine Perceval	FRA	Tonykart	SG Drivers	6	8:01.283	15.988	1:18.686	4	67,575	13
14	39	Hugo Andersson	SWE	Alonso	Dan Holland Racing	6	8:01.755	16.460	1:18.430	4	67,795	14
15	74	Arthur Carbonnel	FRA	Birelart	Universal Drivers	6	8:03.431	18.136	1:18.771	4	67,502	15
16	84	Quentin Dupuis	FRA	Birel	MGT	6	8:03.754	18.459	1:19.111	5	67,212	16
17	80	Adam Haikal	MYS	Kosmic	Aim Motorsport	6	8:04.626	19.331	1:18.795	5	67,481	17
18	18	Cristian Davies	ESP	Kosmic	Binakart	6	8:04.964	19.669	1:18.540	6	67,701	18
19	75	Enzo Valente	FRA	Sodi	Kart Pro Racing KPR	6	8:05.340	20.045	1:17.917	6	68,242	19
20	83	Taymour Kermanshahchi	UAE	Sodi	Sodikart Middle East	6	8:05.998	20.703	1:18.535	5	67,705	20
21	65	Jean Nombrot	FRA	Sodi	Kart Pro Racing KPR	6	8:06.116	20.821	1:17.933	5	68,228	21
22	81	Lauri Leppa	FIN	Tonykart	VRT	6	8:06.222	20.927	1:18.628	6	67,625	22
23	72	Lukas Dunner	AUT	Tonykart	Speedworld Academy	6	8:06.780	21.485	1:19.088	6	67,231	23
24	56	Adrian Schimpf	ESP	DR	VPDR/Gulfitoso	6	8:09.671	24.376	1:19.771	5	66,656	24
25	21	Phil Doerr	DEU	CRG	CRG SPA	6	8:10.115	24.820	1:19.644	5	66,762	25
26	67	Mateusz Pylka	POL	Kosmic	Jastrzebski Racing	6	8:10.807	25.512	1:18.831	5	67,451	26
27	57	Alejandro Schimpf	ESP	DR	VPDR/Gulfitoso	6	8:11.321	26.026	1:19.611	5	66,790	27
28	16	Nicolas Schoell	AUT	Tonykart	Speedworld Academy	6	8:11.511	26.216	1:18.792	2	67,484	28
29	19	Jack Spinola	PRT	FA Kart	Dan Holland Racing	6	8:17.281	31.986	1:18.686	3	67,575	29
30	27	Ayrton Simmons	GBR	Tonykart	Coles Racing	4	8:26.333	2 Laps	1:18.217	4	67,980	30

Announcements

These results are provisional until the conclusion of any judicial and technical matters!
No. 75 time penalty 10 sec. / unfair driving

Margin of Victory	Ø km/h	Best Lap Tm	km/h	Best Lap by
0.587	68,566	1:17.074	68,988	3 - Dean MacDonald

Official Timing www.rgmmc.com

Orbits

Timekeeping M. Wagner:

Clerk of the course Thomas Lainer:

www.mylaps.com

Steward Horst Seidel:

Chief Scrutineer Paul Klaassen:

Licensed to: Motorsport Events

Printed: 04.04.2015 11:23:03

posted at:

h

Rotax Euro Challenge Salbris/France

Rotax Juniors

Salbris 1,477 Km

RACE 2 Qualifying Heat 2 C-D

04.04.2015 10:30

Race (6 Laps) started at 10:33:17

Lap	Time of Day	Lap Tm	Diff	S1 Tm	S2 Tm	S3 Tm	Lap	Time of Day	Lap Tm	Diff	S1 Tm	S2 Tm	S3 Tm
(3) Dean MacDonald							1	10:34:36.982	1:19.029	+1.955	28.203	23.275	27.551
2	10:35:54.362	1:17.380	+0.306	26.540	22.962	27.878	2	10:35:58.284	1:19.047	+0.990	27.046	23.447	28.554
3	10:37:11.590	1:17.228	+0.154	26.691	22.847	27.690	3	10:37:17.314	1:19.030	+0.973	27.316	23.569	28.145
4	10:38:28.767	1:17.177	+0.103	26.614	22.773	27.790	4	10:38:35.545	1:18.231	+0.174	26.980	23.100	28.151
5	10:39:46.030	1:17.263	+0.189	26.745	22.739	27.779	5	10:39:53.602	1:18.057		26.909	23.169	27.979
6	10:41:03.104	1:17.074		26.720	22.750	27.604	6	10:41:11.731	1:18.129	+0.072	26.974	23.113	28.042
(31) Axel Charpentier							(64) Jakob Bezel						
1	10:34:36.729	1:18.633	+1.488	27.974	23.066	27.593	1	10:34:40.189	1:21.908	+3.755	29.162	24.296	28.450
2	10:35:54.524	1:17.795	+0.650	26.694	23.289	27.812	2	10:35:58.500	1:18.311	+0.158	26.867	23.377	28.067
3	10:37:11.954	1:17.430	+0.285	26.692	23.109	27.629	3	10:37:17.667	1:19.167	+1.014	27.468	23.776	27.923
4	10:38:29.099	1:17.145		26.498	22.962	27.685	4	10:38:36.434	1:18.767	+0.614	27.379	23.318	28.070
5	10:39:46.539	1:17.440	+0.295	26.518	22.958	27.964	5	10:39:54.587	1:18.153		26.849	23.219	28.085
6	10:41:03.691	1:17.152	+0.007	26.622	22.984	27.546	6	10:41:12.879	1:18.292	+0.139	26.878	23.254	28.160
(47) Mark Kimber							(75) Enzo Valente						
1	10:34:36.161	1:18.352	+0.885	27.062	23.329	27.961	1	10:34:41.311	1:22.240	+4.323	28.961	25.116	28.163
2	10:35:54.775	1:18.614	+1.147	26.971	23.191	28.452	2	10:35:59.931	1:18.620	+0.703	27.031	23.689	27.900
3	10:37:12.877	1:18.102	+0.635	26.801	23.320	27.981	3	10:37:18.991	1:19.060	+1.143	26.885	24.001	28.174
4	10:38:30.829	1:17.952	+0.485	26.778	23.244	27.930	4	10:38:37.083	1:18.092	+0.175	26.784	23.459	27.849
5	10:39:48.470	1:17.641	+0.174	26.755	23.095	27.791	5	10:39:55.232	1:18.149	+0.232	26.862	23.406	27.881
6	10:41:05.937	1:17.467		26.608	23.074	27.785	6	10:41:13.149	1:17.917		26.796	23.407	27.714
(49) Zak Fulk							(23) Enzo Coursimault						
1	10:34:38.575	1:20.700	+3.583	28.870	23.819	28.011	1	10:34:37.413	1:19.542	+0.699	27.446	23.587	28.509
2	10:35:57.152	1:18.577	+1.460	26.814	23.707	28.056	2	10:35:57.027	1:19.614	+0.771	27.174	24.214	28.226
3	10:37:14.925	1:17.773	+0.656	26.837	23.112	27.824	3	10:37:18.910	1:21.883	+3.040	27.955	25.688	28.240
4	10:38:32.227	1:17.302	+0.185	26.690	22.980	27.632	4	10:38:38.396	1:19.486	+0.643	27.573	23.643	28.270
5	10:39:49.443	1:17.216	+0.099	26.782	22.860	27.574	5	10:39:57.239	1:18.843		27.086	23.466	28.291
6	10:41:06.560	1:17.117		26.559	22.993	27.565	6	10:41:16.290	1:19.051	+0.208	27.136	23.570	28.345
(69) Javier Gonzalez							(35) Ido Cohen						
1	10:34:38.711	1:20.540	+3.184	29.087	23.622	27.831	1	10:34:42.696	1:23.638	+5.414	29.629	24.604	29.405
2	10:35:57.291	1:18.580	+1.224	26.861	23.725	27.994	2	10:36:02.165	1:19.469	+1.245	27.708	23.485	28.276
3	10:37:16.105	1:18.814	+1.458	27.565	23.432	27.817	3	10:37:21.346	1:19.181	+0.957	26.972	23.541	28.668
4	10:38:33.556	1:17.451	+0.095	26.764	23.124	27.563	4	10:38:40.092	1:18.746	+0.522	27.141	23.293	28.312
5	10:39:50.912	1:17.356		26.688	23.035	27.633	5	10:39:58.340	1:18.248	+0.024	26.830	23.248	28.170
6	10:41:08.399	1:17.487	+0.131	26.712	23.017	27.758	6	10:41:16.564	1:18.224		26.897	23.333	27.994
(60) Florian Venturi							(33) Antoine Perceval						
1	10:34:38.826	1:20.816	+3.189	28.670	23.745	28.401	1	10:34:42.446	1:24.361	+5.675	29.069	26.459	28.833
2	10:35:57.846	1:19.020	+1.393	27.072	23.671	28.277	2	10:36:02.925	1:20.479	+1.793	28.131	24.198	28.150
3	10:37:16.467	1:18.621	+0.994	27.260	23.573	27.788	3	10:37:21.993	1:19.068	+0.382	27.143	23.837	28.088
4	10:38:34.200	1:17.733	+0.106	26.742	23.275	27.716	4	10:38:40.679	1:18.686		27.028	23.443	28.215
5	10:39:51.927	1:17.727	+0.100	26.739	23.169	27.819	5	10:39:59.579	1:18.900	+0.214	26.878	23.540	28.482
6	10:41:09.554	1:17.627		26.776	23.176	27.675	6	10:41:19.092	1:19.513	+0.827	27.071	24.357	28.085
(71) Olli Caldwell							(39) Hugo Andersson						
1	10:34:39.598	1:21.385	+3.764	29.504	23.728	28.153	1	10:34:42.216	1:22.931	+4.501	29.540	24.633	28.758
2	10:35:58.177	1:18.579	+0.958	26.947	23.332	28.300	2	10:36:03.265	1:21.049	+2.619	27.611	25.051	28.387
3	10:37:17.033	1:18.856	+1.235	27.257	23.527	28.072	3	10:37:22.335	1:19.070	+0.640	26.962	23.907	28.201
4	10:38:34.654	1:17.621		26.958	22.902	27.761	4	10:38:43.765	1:18.430		26.951	23.287	28.192
5	10:39:52.384	1:17.730	+0.109	26.819	22.990	27.921	5	10:40:00.769	1:20.004	+1.574	27.014	24.595	28.395
6	10:41:10.086	1:17.702	+0.081	26.746	22.978	27.978	6	10:41:19.564	1:18.795	+0.365	26.751	24.028	28.016
(32) Lluc Ibanez							(74) Arthur Carbonnel						
1	10:34:37.836	1:19.809	+2.257	28.123	23.690	27.996	1	10:34:45.658	1:26.059	+7.288	33.209	23.543	29.307
2	10:35:57.688	1:19.852	+2.300	27.420	24.184	28.248	2	10:36:04.640	1:18.982	+0.211	27.120	23.705	28.157
3	10:37:16.727	1:19.039	+1.487	27.359	23.413	28.267	3	10:37:24.471	1:19.831	+1.060	27.380	23.818	28.633
4	10:38:35.221	1:18.494	+0.942	27.168	23.323	28.003	4	10:38:43.242	1:18.771		26.881	23.732	28.158
5	10:39:52.900	1:17.679	+0.127	26.814	23.100	27.765	5	10:40:02.233	1:18.991	+0.220	27.020	23.533	28.438
6	10:41:10.452	1:17.552		26.896	22.934	27.722	6	10:41:21.240	1:19.007	+0.236	26.952	23.613	28.442
(63) Louis Henkefend							(84) Quentin Dupuis						
1	10:34:41.927	1:22.917	+3.806	29.249		24.932	1	10:34:41.927	1:22.917	+3.806	29.249	24.932	28.736
2	10:36:02.341	1:20.414	+1.303	27.830		23.819	2	10:36:02.341	1:20.414	+1.303	27.830	23.819	28.765



Rotax Euro Challenge Salbris/France

Rotax Juniors

Salbris 1,477 Km

RACE 2 Qualifying Heat 2 C-D

04.04.2015 10:30

Race (6 Laps) started at 10:33:17

Lap	Time of Day	Lap Tm	Diff	S1 Tm	S2 Tm	S3 Tm	Lap	Time of Day	Lap Tm	Diff	S1 Tm	S2 Tm	S3 Tm
3	10:37:23.264	1:20.923	+1.812	27.603	25.187	28.133	5	10:40:08.000	1:19.644		27.621	23.487	28.536
4	10:38:42.699	1:19.435	+0.324	27.393	23.799	28.243	6	10:41:27.924	1:19.924	+0.280	28.126	23.757	28.041
5	10:40:01.810	1:19.111		27.217	23.607	28.287	(67) Mateusz Pylka						
6	10:41:21.563	1:19.753	+0.642	27.431	23.953	28.369	1	10:34:46.661	1:26.397	+7.566	32.519	24.638	29.240
(80) Adam Haikal							2	10:36:07.034	1:20.373	+1.542	28.447	23.506	28.420
1	10:34:42.948	1:24.374	+5.579	32.729	23.429	28.216	3	10:37:28.234	1:21.200	+2.369	28.028	24.356	28.816
2	10:36:02.500	1:19.552	+0.757	27.758	23.654	28.140	4	10:38:49.581	1:21.347	+2.516	27.884	23.693	29.770
3	10:37:22.677	1:20.177	+1.382	27.375	24.113	28.689	5	10:40:08.412	1:18.831		27.398	23.315	28.118
4	10:38:41.627	1:18.950	+0.155	27.081	23.388	28.481	6	10:41:28.616	1:20.204	+1.373	27.994	24.019	28.191
5	10:40:00.422	1:18.795		27.071	23.567	28.157	(57) Alejandro Schimpf						
6	10:41:22.435	1:22.013	+3.218	26.899	26.929	28.185	1	10:34:44.390	1:24.346	+4.735	31.823	23.776	28.747
(18) Cristian Davies							2	10:36:05.694	1:21.304	+1.693	28.088	24.253	28.963
1	10:34:47.112	1:27.317	+8.777	34.583	23.726	29.008	3	10:37:27.594	1:21.900	+2.289	28.658	24.444	28.798
2	10:36:06.023	1:18.911	+0.371	27.316	23.183	28.412	4	10:38:48.175	1:20.581	+0.970	27.510	24.150	28.921
3	10:37:25.756	1:19.733	+1.193	27.910	23.374	28.449	5	10:40:07.786	1:19.611		27.395	23.477	28.739
4	10:38:45.498	1:19.742	+1.202	27.512	23.480	28.750	6	10:41:29.130	1:21.344	+1.733	28.421	23.918	29.005
5	10:40:04.233	1:18.735	+0.195	27.139	23.222	28.374	(16) Nicolas Schoell						
6	10:41:22.773	1:18.540		26.951	23.401	28.188	1	10:34:40.567	1:21.684	+2.892	29.001	24.765	27.918
(83) Taymour Kermanshahchi							2	10:35:59.359	1:18.792		27.299	23.550	27.943
1	10:34:48.657	1:28.499	+9.964	36.836	23.472	28.191	3	10:37:20.981	1:21.622	+2.830	28.008	25.346	28.268
2	10:36:07.332	1:18.675	+0.140	27.641	23.164	27.870	4	10:38:50.375	1:29.394	+10.602	29.152	26.439	33.803
3	10:37:27.235	1:19.903	+1.368	27.412	23.708	28.783	5	10:40:09.696	1:19.321	+0.529	27.313	23.624	28.384
4	10:38:46.450	1:19.215	+0.680	27.236	23.546	28.433	6	10:41:29.320	1:19.624	+0.832	27.014	23.979	28.631
5	10:40:04.985	1:18.535		26.924	23.356	28.255	(19) Jack Spinola						
6	10:41:23.807	1:18.822	+0.287	26.991	23.656	28.175	1	10:34:49.224	1:29.541	+10.855	30.080	25.678	33.783
(65) Jean Nomblot							2	10:36:16.079	1:26.855	+8.169	31.066	23.829	31.960
1	10:34:45.093	1:26.219	+8.286	34.033	23.829	28.357	3	10:37:34.765	1:18.686		27.203	23.279	28.204
2	10:36:03.722	1:18.629	+0.696	27.002	23.426	28.201	4	10:38:56.726	1:21.961	+3.275	27.057	23.825	31.079
3	10:37:22.867	1:19.145	+1.212	26.929	24.034	28.182	5	10:40:15.946	1:19.220	+0.534	27.290	23.552	28.378
4	10:38:41.409	1:18.542	+0.609	27.100	23.398	28.044	6	10:41:35.090	1:19.144	+0.458	26.932	23.520	28.692
5	10:39:59.342	1:17.933		26.790	23.161	27.982	(27) Ayrton Simmons						
6	10:41:23.925	1:24.583	+6.650	26.970	29.445	28.168	1	10:34:38.054	1:20.119	+1.902	28.512	23.815	27.792
(81) Lauri Leppa							2	10:36:31.076	1:53.022	+34.805	26.710	23.296	1:03.016
1	10:34:46.759	1:28.102	+9.474	34.596	24.271	29.235	3	10:40:25.925	3:54.849	+2:36.632	28.789	22.997	3:03.063
2	10:36:06.245	1:19.486	+0.858	27.810	23.280	28.396	4	10:41:44.142	1:18.217		27.203	23.156	27.858
3	10:37:25.926	1:19.681	+1.053	28.153	23.366	28.162	(72) Lukas Dunner						
4	10:38:46.160	1:20.234	+1.606	27.433	23.760	29.041	1	10:34:45.937	1:26.301	+7.213	33.439	24.132	28.730
5	10:40:05.403	1:19.243	+0.615	27.413	23.444	28.386	2	10:36:05.603	1:19.666	+0.578	27.546	23.502	28.618
6	10:41:24.031	1:18.628		27.051	23.452	28.125	3	10:37:25.035	1:19.432	+0.344	27.621	23.457	28.354
(72) Lukas Dunner							4	10:38:45.354	1:20.319	+1.231	27.992	23.609	28.718
1	10:34:45.937	1:26.301	+7.213	33.439	24.132	28.730	5	10:40:05.501	1:20.147	+1.059	27.790	23.380	28.977
2	10:36:05.603	1:19.666	+0.578	27.546	23.502	28.618	6	10:41:24.589	1:19.088		27.128	23.677	28.283
3	10:37:25.035	1:19.432	+0.344	27.621	23.457	28.354	(56) Adrian Schimpf						
4	10:38:45.354	1:20.319	+1.231	27.992	23.609	28.718	1	10:34:43.316	1:23.582	+3.811	30.210	24.290	29.082
5	10:40:05.501	1:20.147	+1.059	27.790	23.380	28.977	2	10:36:04.198	1:20.882	+1.111	27.645	24.152	29.085
6	10:41:24.589	1:19.088		27.128	23.677	28.283	3	10:37:24.851	1:20.653	+0.882	27.356	24.181	29.116
(56) Adrian Schimpf							4	10:38:47.695	1:22.844	+3.073	28.310	25.013	29.521
1	10:34:43.316	1:23.582	+3.811	30.210	24.290	29.082	5	10:40:07.466	1:19.771		27.279	23.690	28.802
2	10:36:04.198	1:20.882	+1.111	27.645	24.152	29.085	6	10:41:27.480	1:20.014	+0.243	27.369	23.873	28.772
3	10:37:24.851	1:20.653	+0.882	27.356	24.181	29.116	(21) Phil Doerr						
4	10:38:47.695	1:22.844	+3.073	28.310	25.013	29.521	1	10:34:46.362	1:25.807	+6.163	31.899	24.548	29.360
5	10:40:07.466	1:19.771		27.279	23.690	28.802	2	10:36:06.568	1:20.206	+0.562	27.598	23.446	29.162
6	10:41:27.480	1:20.014	+0.243	27.369	23.873	28.772	3	10:37:27.891	1:21.323	+1.679	28.299	24.235	28.789
(21) Phil Doerr							4	10:38:48.356	1:20.465	+0.821	27.681	23.518	29.266
1	10:34:46.362	1:25.807	+6.163	31.899	24.548	29.360							
2	10:36:06.568	1:20.206	+0.562	27.598	23.446	29.162							
3	10:37:27.891	1:21.323	+1.679	28.299	24.235	28.789							
4	10:38:48.356	1:20.465	+0.821	27.681	23.518	29.266							

Timekeeping M. Wagner: Clerk of the course Thomas Lainer:

Steward Horst Seidel: Chief Scrutineer Paul Klaassen:



Rotax Euro Challenge Salbris/France

Rotax Juniors

Salbris 1,477 Km

RACE 7 Qualifying Heat 3 A-C

-NEW 2-

04.04.2015 13:20

Race (6 Laps) started at 13:23:19

Pos	No.	Name	Nat.	Chassis	Race Team	Laps	Total Tm	Diff	Best Tm	In Lap	km/h	Points
1	8	Jack McCarthy	GBR	Tonykart	Strawberry Racing	6	7:52.158		1:18.351	4	67,864	0
2	24	Oliver York	GBR	Kosmic	Aim Motorsport	6	7:53.877	1.719	1:18.434	5	67,792	2
3	69	Javier Gonzalez	MEX	Kosmic	Paul Carr Racing	6	7:56.140	3.982	1:18.576	6	67,670	3
4	17	Jordan Brown-Nutley	GBR	Tonykart	CRM	6	7:57.226	5.068	1:18.490	6	67,744	4
5	75	Enzo Valente	FRA	Sodi	Kart Pro Racing KPR	6	7:59.189	7.031	1:18.962	4	67,339	5
6	65	Jean Nombrot	FRA	Sodi	Kart Pro Racing KPR	6	8:00.397	8.239	1:19.027	4	67,283	6
7	23	Enzo Coursimault	FRA	Kosmic/Sodika	PKS	6	8:00.490	8.332	1:19.331	5	67,026	7
8	68	Owen Byatt	GBR	Kosmic	Aim Motorsport	6	8:01.229	9.071	1:19.124	6	67,201	8
9	34	Fin Kenneally	GBR	Kosmic	Aim Motorsport	6	8:02.395	10.237	1:18.395	6	67,826	9
10	39	Hugo Andersson	SWE	Alonso	Dan Holland Racing	6	8:02.994	10.836	1:19.192	3	67,143	10
11	76	Manuel Sulaiman	MEX	Tonykart	KR Sport	6	8:04.670	12.512	1:19.574	4	66,821	11
12	32	Lluc Ibanez	ESP	Kosmic	Binakart	6	8:07.130	14.972	1:19.290	3	67,060	12
13	25	Adam Eteki	FRA	Tonykart	SG Drivers	6	8:07.989	15.831	1:19.835	5	66,602	13
14	80	Adam Haikal	MYS	Kosmic	Aim Motorsport	6	8:08.120	15.962	1:19.748	5	66,675	14
15	84	Quentin Dupuis	FRA	Birel	MGT	6	8:08.706	16.548	1:20.270	5	66,241	15
16	73	Kenzo Aerts	BEL	OTK	Daems Racing	6	8:09.481	17.323	1:19.643	5	66,763	16
17	46	Scott Symons	GBR	Tonykart	KR Sport	6	8:09.814	17.656	1:19.521	6	66,865	17
18	62	Oliver Rasmussen	FRA	Birel	MRT Mich Racing Team	6	8:11.968	19.810	1:20.173	5	66,322	18
19	47	Mark Kimber	GBR	FA Kart	Dan Holland Racing	6	8:12.220	20.062	1:19.039	5	67,273	19
20	21	Phil Doerr	DEU	CRG	CRG SPA	6	8:13.105	20.947	1:20.075	5	66,403	20
21	83	Taymour Kermanshahchi	UAE	Sodi	Sodikart Middle East	6	8:13.473	21.315	1:19.302	5	67,050	21
22	70	Dimitrios Tsimpris	GRC	Tonykart	Prt Motorsport	6	8:13.623	21.465	1:20.281	5	66,232	22
23	52	Alain Delon Thompson	ZAF	BirelART	BirelART/KMS	6	8:16.105	23.947	1:19.914	5	66,537	23
24	72	Lukas Dunner	AUT	Tonykart	Speedworld Academy	6	8:17.254	25.096	1:19.961	4	66,497	24
25	31	Axel Charpentier	GBR	Tonykart	Strawberry Racing	6	8:21.922	29.764	1:19.313	5	67,041	25
26	99	Oscar Palomo Ortiz	ESP	Birelart	Birelart	6	8:22.513	30.355	1:20.837	5	65,777	26
27	3	Dean MacDonald	GBR	Kosmic	Aim Motorsport	6	8:22.525	30.367	1:18.137	5	68,050	27
28	59	Zviedris Valters	LVA	Tonykart	Jurmala/Papas Racing	6	8:24.356	32.198	1:20.953	6	65,683	28
29	22	Daniel Louko	FIN	Tonykart	Paul Carr Racing		7.577	6 Laps		0	-	29
Not classified												
EXC	56	Adrian Schimpf	ESP	DR	VPDR/Gulfitoso	6	8:15.518	EXC	1:20.193	5	66,305	32

Announcements

- These results are provisional until the conclusion of any judicial and technical matters!
- No. 56 black flag / regaining start position after getting mechanical help
- No. 59 warning board / time penalty 5 sec
- No 56 exclusion from competition / ignoring black flag

Margin of Victory	Ø km/h	Best Lap Tm	km/h	Best Lap by
1.719	67,569	1:18.137	68,050	3 - Dean MacDonald

Official Timing www.rgmmc.com Orbits

Timekeeping M. Wagner:

Clerk of the course Thomas Lainer:

www.mylaps.com

Steward Horst Seidel:

Chief Scrutineer Paul Klaassen:

Licensed to: Motorsport Events

Printed: 04.04.2015 14:27:59

posted at: h



Rotax Euro Challenge Salbris/France

Rotax Juniors

Salbris 1,477 Km

RACE 7 Qualifying Heat 3 A-C

04.04.2015 13:20

Race (6 Laps) started at 13:23:19

Lap	Time of Day	Lap Tm	Diff	S1 Tm	S2 Tm	S3 Tm	Lap	Time of Day	Lap Tm	Diff	S1 Tm	S2 Tm	S3 Tm
(8) Jack McCarthy													
1	13:24:39.192	1:19.224	+0.873	27.437	23.392	28.395	1	13:24:46.545	1:26.495	+8.100	33.257	24.223	29.015
2	13:25:57.820	1:18.628	+0.277	27.022	23.478	28.128	2	13:26:06.187	1:19.642	+1.247	27.647	23.789	28.206
3	13:27:16.236	1:18.416	+0.065	27.109	23.394	27.913	3	13:27:26.285	1:20.098	+1.703	27.485	24.251	28.362
4	13:28:34.587	1:18.351		26.980	23.361	28.010	4	13:28:45.149	1:18.864	+0.469	26.992	23.501	28.371
5	13:29:53.093	1:18.506	+0.155	27.023	23.398	28.085	5	13:30:03.968	1:18.819	+0.424	27.063	23.537	28.219
6	13:31:12.126	1:19.033	+0.682	27.291	23.518	28.224	6	13:31:22.363	1:18.395		26.708	23.416	28.271
(24) Oliver York													
1	13:24:40.468	1:20.073	+1.639	28.273	23.329	28.471	1	13:24:44.268	1:22.665	+3.473	28.957	24.773	28.935
2	13:25:58.980	1:18.512	+0.078	27.068	23.427	28.017	2	13:26:05.415	1:21.147	+1.955	28.472	24.061	28.614
3	13:27:17.986	1:19.006	+0.572	27.251	23.529	28.226	3	13:27:24.607	1:19.192		27.205	23.541	28.446
4	13:28:36.468	1:18.482	+0.048	27.086	23.308	28.088	4	13:28:43.956	1:19.349	+0.157	27.186	23.785	28.378
5	13:29:54.902	1:18.434		27.133	23.336	27.965	5	13:30:03.274	1:19.318	+0.126	27.332	23.673	28.313
6	13:31:13.845	1:18.943	+0.509	27.338	23.568	28.037	6	13:31:22.962	1:19.688	+0.496	27.710	23.595	28.383
(69) Javier Gonzalez													
1	13:24:41.330	1:20.834	+2.258	28.967	23.411	28.456	1	13:24:45.011	1:22.625	+3.051	29.820	23.819	28.986
2	13:26:00.084	1:18.754	+0.178	27.084	23.493	28.177	2	13:26:05.875	1:20.864	+1.290	28.015	24.112	28.737
3	13:27:18.904	1:18.820	+0.244	26.998	23.514	28.308	3	13:27:25.451	1:19.576	+0.002	27.230	23.764	28.582
4	13:28:38.731	1:19.827	+1.251	27.706	23.796	28.325	4	13:28:45.025	1:19.574		27.152	23.678	28.744
5	13:29:57.532	1:18.801	+0.225	27.060	23.654	28.087	5	13:30:05.012	1:19.987	+0.413	27.760	23.544	28.683
6	13:31:16.108	1:18.576		26.854	23.757	27.965	6	13:31:24.638	1:19.626	+0.052	27.299	23.554	28.773
(17) Jordan Brown-Nutley													
1	13:24:43.349	1:23.108	+4.618	30.129	24.365	28.614	1	13:24:47.532	1:27.213	+7.923	34.040	24.328	28.845
2	13:26:02.403	1:19.054	+0.564	26.845	23.888	28.321	2	13:26:08.897	1:21.365	+2.075	27.805	24.947	28.613
3	13:27:21.097	1:18.694	+0.204	26.875	23.601	28.218	3	13:27:28.187	1:19.290		27.044	23.764	28.482
4	13:28:39.859	1:18.762	+0.272	26.928	23.360	28.474	4	13:28:47.896	1:19.709	+0.419	27.238	23.908	28.563
5	13:29:58.704	1:18.845	+0.355	27.066	23.363	28.416	5	13:30:07.505	1:19.609	+0.319	27.204	23.759	28.646
6	13:31:17.194	1:18.490		26.945	23.401	28.144	6	13:31:27.098	1:19.593	+0.303	27.392	23.601	28.600
(75) Enzo Valente													
1	13:24:42.911	1:21.601	+2.639	29.238	24.072	28.291	1	13:24:45.167	1:22.875	+3.040	28.952	24.460	29.463
2	13:26:02.542	1:19.631	+0.669	27.166	24.192	28.273	2	13:26:07.387	1:22.220	+2.385	28.449	25.038	28.733
3	13:27:21.770	1:19.228	+0.266	27.258	23.812	28.158	3	13:27:27.383	1:19.996	+0.161	27.549	23.803	28.644
4	13:28:40.732	1:18.962		26.906	23.866	28.190	4	13:28:47.224	1:19.841	+0.006	27.267	23.750	28.824
5	13:29:59.956	1:19.224	+0.262	27.015	23.770	28.439	5	13:30:07.059	1:19.835		27.302	23.772	28.761
6	13:31:19.157	1:19.201	+0.239	27.053	23.814	28.334	6	13:31:27.957	1:20.898	+1.063	28.436	24.030	28.432
(65) Jean Nomblot													
1	13:24:44.099	1:23.288	+4.261	29.352	25.415	28.521	1	13:24:43.820	1:23.147	+3.399	29.434	24.083	29.630
2	13:26:03.879	1:19.780	+0.753	28.252	23.431	28.097	2	13:26:05.940	1:22.120	+2.372	28.905	24.297	28.918
3	13:27:22.941	1:19.062	+0.035	27.168	23.608	28.286	3	13:27:26.769	1:20.829	+1.081	27.828	23.688	29.313
4	13:28:41.968	1:19.027		26.977	23.643	28.407	4	13:28:47.521	1:20.752	+1.004	27.479	23.744	29.529
5	13:30:01.017	1:19.049	+0.022	27.320	23.458	28.271	5	13:30:07.269	1:19.748		27.265	23.941	28.542
6	13:31:20.365	1:19.348	+0.321	27.289	23.753	28.306	6	13:31:28.088	1:20.819	+1.071	28.151	23.816	28.852
(80) Adam Haikal													
1	13:24:43.820	1:23.147	+3.399	29.434	24.083	29.630	1	13:24:45.643	1:24.483	+4.213	31.153	24.262	29.068
2	13:26:05.940	1:22.120	+2.372	28.905	24.297	28.918	2	13:26:06.948	1:21.305	+1.035	28.436	24.313	28.556
3	13:27:26.769	1:20.829	+1.081	27.828	23.688	29.313	3	13:27:27.450	1:20.502	+0.232	27.450	24.126	28.926
4	13:28:47.521	1:20.752	+1.004	27.479	23.744	29.529	4	13:28:47.965	1:20.515	+0.245	27.494	23.937	29.084
5	13:30:07.269	1:19.748		27.265	23.941	28.542	5	13:30:08.235	1:20.270		27.596	23.987	28.687
6	13:31:28.088	1:20.819	+1.071	28.151	23.816	28.852	6	13:31:28.674	1:20.439	+0.169	27.378	24.202	28.859
(84) Quentin Dupuis													
1	13:24:42.526	1:22.427	+3.096	29.918	23.939	28.570	1	13:24:46.643	1:24.483	+4.213	31.153	24.262	29.068
2	13:26:01.945	1:19.419	+0.088	27.073	23.752	28.594	2	13:26:06.948	1:21.305	+1.035	28.436	24.313	28.556
3	13:27:21.682	1:19.737	+0.406	27.231	24.005	28.501	3	13:27:27.450	1:20.502	+0.232	27.450	24.126	28.926
4	13:28:41.443	1:19.761	+0.430	27.530	23.741	28.490	4	13:28:47.965	1:20.515	+0.245	27.494	23.937	29.084
5	13:30:00.774	1:19.331		27.255	23.604	28.472	5	13:30:08.235	1:20.270		27.596	23.987	28.687
6	13:31:20.458	1:19.684	+0.353	27.237	23.748	28.699	6	13:31:28.674	1:20.439	+0.169	27.378	24.202	28.859
(68) Owen Byatt													
1	13:24:43.998	1:23.444	+4.320	29.323	24.521	29.600	1	13:24:46.965	1:23.086	+3.443	29.086	24.837	29.163
2	13:26:03.575	1:19.577	+0.453	27.152	23.783	28.642	2	13:26:09.429	1:22.464	+2.821	27.850	25.821	28.793
3	13:27:22.713	1:19.138	+0.014	27.240	23.584	28.314	3	13:27:30.063	1:20.634	+0.991	27.538	23.818	29.278
4	13:28:42.410	1:19.697	+0.573	27.155	24.078	28.464	4	13:28:49.841	1:19.778	+0.135	26.852	23.926	29.000
5	13:30:02.073	1:19.663	+0.539	27.328	23.856	28.479	5	13:30:09.484	1:19.643		26.940	23.645	29.058
6	13:31:21.197	1:19.124		27.089	23.521	28.514	6	13:31:29.449	1:19.965	+0.322	27.122	23.880	28.963
(34) Fin Kenneally													
1	13:24:47.386	1:21.076	+1.555	27.655	24.269	29.152	1	13:24:47.386	1:21.076	+1.555	27.655	24.269	29.152
2	13:26:10.396	1:23.010	+3.489	27.694	26.362	28.954	2	13:26:10.396	1:23.010	+3.489	27.694	26.362	28.954



Rotax Euro Challenge Salbris/France

Rotax Juniors

Salbris 1,477 Km

RACE 7 Qualifying Heat 3 A-C

04.04.2015 13:20

Race (6 Laps) started at 13:23:19

Lap	Time of Day	Lap Tm	Diff	S1 Tm	S2 Tm	S3 Tm	Lap	Time of Day	Lap Tm	Diff	S1 Tm	S2 Tm	S3 Tm
3	13:27:30.548	1:20.152	+0.631	27.633	23.900	28.619	5	13:30:18.371	1:21.384	+0.431	28.223	24.081	29.080
4	13:28:50.343	1:19.795	+0.274	27.188	23.581	29.026	6	13:31:39.324	1:20.953		27.629	24.120	29.204
5	13:30:10.261	1:19.918	+0.397	27.146	23.874	28.898	(31) Axel Charpentier						
6	13:31:29.782	1:19.521		27.069	23.755	28.697	1	13:25:01.495	1:41.106	+21.793	47.779	24.225	29.102
(62) Oliver Rasmussen							2	13:26:22.176	1:20.681	+1.368	27.504	24.082	29.095
1	13:24:46.557	1:23.230	+3.057	29.332	24.399	29.499	3	13:27:42.372	1:20.196	+0.883	27.540	23.844	28.812
2	13:26:09.041	1:22.484	+2.311	28.073	25.558	28.853	4	13:29:02.433	1:20.061	+0.748	27.348	23.823	28.890
3	13:27:30.662	1:21.621	+1.448	27.892	24.244	29.485	5	13:30:21.746	1:19.313		27.152	23.540	28.621
4	13:28:51.270	1:20.608	+0.435	27.767	23.753	29.088	6	13:31:41.890	1:20.144	+0.831	27.222	24.041	28.881
5	13:30:11.443	1:20.173		27.629	24.064	28.480	(99) Oscar Palomo Ortiz						
6	13:31:31.936	1:20.493	+0.320	27.842	24.042	28.609	1	13:24:48.606	1:24.872	+4.035	30.145	25.259	29.468
(47) Mark Kimber							2	13:26:11.861	1:23.255	+2.418	28.199	25.776	29.280
1	13:24:46.312	1:26.295	+7.256	32.711	24.529	29.055	3	13:27:33.452	1:21.591	+0.754	28.112	24.224	29.255
2	13:26:13.572	1:27.260	+8.221	27.695	31.176	28.389	4	13:28:59.980	1:26.528	+5.691	27.292	24.533	34.703
3	13:27:33.538	1:19.966	+0.927	27.031	23.987	28.948	5	13:30:20.817	1:20.837		27.665	23.999	29.173
4	13:28:53.407	1:19.869	+0.830	27.281	24.068	28.520	6	13:31:42.481	1:21.664	+0.827	27.733	24.246	29.685
5	13:30:12.446	1:19.039		26.952	23.687	28.400	(3) Dean MacDonald						
6	13:31:32.188	1:19.742	+0.703	27.067	23.988	28.687	1	13:25:10.397	1:50.209	+32.072	58.865	23.108	28.236
(21) Phil Doerr							2	13:26:28.767	1:18.370	+0.233	27.152	23.166	28.052
1	13:24:47.092	1:24.492	+4.417	31.166	24.289	29.037	3	13:27:47.342	1:18.575	+0.438	27.128	23.267	28.180
2	13:26:10.139	1:23.047	+2.972	27.896	25.850	29.301	4	13:29:05.748	1:18.406	+0.269	27.279	23.031	28.096
3	13:27:30.763	1:20.624	+0.549	27.499	24.164	28.961	5	13:30:23.885	1:18.137		26.966	23.089	28.082
4	13:28:51.786	1:21.023	+0.948	27.792	24.164	29.067	6	13:31:42.493	1:18.608	+0.471	27.017	23.258	28.333
5	13:30:11.861	1:20.075		27.577	23.957	28.541	(56) Adrian Schimpf						
6	13:31:33.073	1:21.212	+1.137	28.025	24.081	29.106	1	13:24:46.036	1:23.687	+3.494	30.076	24.356	29.255
(83) Taymour Kermanshahchi							2	13:26:13.122	1:27.086	+6.893	28.501	29.448	29.137
1	13:24:49.725	1:27.275	+7.973	34.679	23.839	28.757	3	13:27:33.884	1:20.762	+0.569	27.350	24.381	29.031
2	13:26:15.043	1:25.318	+6.016	27.515	24.859	32.944	4	13:28:54.868	1:20.984	+0.791	27.400	24.293	29.291
3	13:27:34.940	1:19.897	+0.595	27.158	23.884	28.855	5	13:30:15.061	1:20.193		27.458	23.885	28.850
4	13:28:54.655	1:19.715	+0.413	26.990	23.855	28.870	6	13:31:35.486	1:20.425	+0.232	27.418	23.907	29.100
5	13:30:13.957	1:19.302		27.061	23.913	28.328	(70) Dimitrios Tsimpris						
6	13:31:33.441	1:19.484	+0.182	27.043	23.875	28.566	1	13:24:48.964	1:27.923	+7.642	35.277	23.871	28.775
(70) Dimitrios Tsimpris							2	13:26:10.243	1:21.279	+0.998	27.593	24.662	29.024
1	13:24:48.964	1:27.923	+7.642	35.277	23.871	28.775	3	13:27:31.130	1:20.887	+0.606	27.679	24.318	28.890
2	13:26:10.243	1:21.279	+0.998	27.593	24.662	29.024	4	13:28:51.970	1:20.840	+0.559	27.614	24.163	29.063
3	13:27:31.130	1:20.887	+0.606	27.679	24.318	28.890	5	13:30:12.251	1:20.281		27.754	23.850	28.677
4	13:28:51.970	1:20.840	+0.559	27.614	24.163	29.063	6	13:31:33.591	1:21.340	+1.059	27.885	24.096	29.359
5	13:30:12.251	1:20.281		27.754	23.850	28.677	(52) Alain Delon Thompson						
6	13:31:33.591	1:21.340	+1.059	27.885	24.096	29.359	1	13:24:45.353	1:25.191	+5.277	31.066	24.933	29.192
(52) Alain Delon Thompson							2	13:26:14.399	1:29.046	+9.132	28.355	28.185	32.506
1	13:24:45.353	1:25.191	+5.277	31.066	24.933	29.192	3	13:27:35.843	1:21.444	+1.530	27.682	24.856	28.906
2	13:26:14.399	1:29.046	+9.132	28.355	28.185	32.506	4	13:28:55.936	1:20.093	+0.179	27.778	23.775	28.540
3	13:27:35.843	1:21.444	+1.530	27.682	24.856	28.906	5	13:30:15.850	1:19.914		27.412	23.867	28.635
4	13:28:55.936	1:20.093	+0.179	27.778	23.775	28.540	6	13:31:36.073	1:20.223	+0.309	27.760	23.731	28.732
5	13:30:15.850	1:19.914		27.412	23.867	28.635	(72) Lukas Dunner						
6	13:31:36.073	1:20.223	+0.309	27.760	23.731	28.732	1	13:24:48.016	1:26.020	+6.059	31.817	25.111	29.092
(72) Lukas Dunner							2	13:26:11.702	1:23.686	+3.725	27.637	26.650	29.399
1	13:24:48.016	1:26.020	+6.059	31.817	25.111	29.092	3	13:27:35.665	1:23.963	+4.002	30.460	24.545	28.958
2	13:26:11.702	1:23.686	+3.725	27.637	26.650	29.399	4	13:28:55.626	1:19.961		27.324	23.847	28.790
3	13:27:35.665	1:23.963	+4.002	30.460	24.545	28.958	5	13:30:15.934	1:20.308	+0.347	27.448	23.803	29.057
4	13:28:55.626	1:19.961		27.324	23.847	28.790	6	13:31:37.222	1:21.288	+1.327	27.810	24.147	29.331
5	13:30:15.934	1:20.308	+0.347	27.448	23.803	29.057	(59) Zviadris Valters						
6	13:31:37.222	1:21.288	+1.327	27.810	24.147	29.331	1	13:24:44.707	1:22.753	+1.800	28.704	24.408	29.641
(59) Zviadris Valters							2	13:26:07.708	1:23.001	+2.048	29.233	25.028	28.740
1	13:24:44.707	1:22.753	+1.800	28.704	24.408	29.641	3	13:27:28.789	1:21.081	+0.128	27.656	23.874	29.551
2	13:26:07.708	1:23.001	+2.048	29.233	25.028	28.740	4	13:28:56.987	1:28.198	+7.245	27.490	24.086	36.622
3	13:27:28.789	1:21.081	+0.128	27.656	23.874	29.551							
4	13:28:56.987	1:28.198	+7.245	27.490	24.086	36.622							



Rotax Euro Challenge Salbris/France

Rotax Juniors

Salbris 1,477 Km

RACE 8 Qualifying Heat 4 B-D

-NEW 3-

04.04.2015 13:40

Race (6 Laps) started at 13:43:26

Pos	No.	Name	Nat.	Chassis	Race Team	Laps	Total Tm	Diff	Best Tm	In Lap	km/h	Points
1	54	Tom Gamble	GBR	FA Kart	Dan Holland Racing	6	7:50.172		1:17.862	4	68,290	0
2	60	Florian Venturi	FRA	FA Kart	DSS	6	7:51.779	1.607	1:18.384	5	67,835	2
3	78	Johnathan Hoggard	GBR	Tonykart	KR Sport	6	7:54.948	4.776	1:18.515	6	67,722	3
4	58	Dzianis Slavinski	BLR	Tonykart	M Racing	6	7:56.765	6.593	1:19.091	3	67,229	4
5	44	Tom Canning	GBR	FA Kart	Dan Holland Racing	6	7:57.032	6.860	1:18.913	4	67,381	5
6	51	Dikkie van der Wal	NLD	Alonso	Team TKP	6	7:58.143	7.971	1:18.713	4	67,552	6
7	5	Alex Quinn	GBR	CRG	CRG SPA	6	7:58.383	8.211	1:18.645	6	67,610	7
8	79	Natael Cantin	CAN	BirelART	BirelART/KMS	6	7:59.802	9.630	1:19.039	4	67,273	8
9	20	Kiern Jewiss	GBR	Tonykart	Strawberry Racing	6	8:00.829	10.657	1:18.582	6	67,664	9
10	63	Louis Henkefend	DEU	Alonso	Team TKP	6	8:02.187	12.015	1:19.602	3	66,797	10
11	64	Jakub Bezel	CZE	MSKart	Bezel Petr	6	8:02.618	12.446	1:19.107	4	67,215	11
12	27	Ayrton Simmons	GBR	Tonykart	Coles Racing	6	8:02.812	12.640	1:18.783	2	67,492	12
13	74	Arthur Carbonnel	FRA	Birelart	Universal Drivers	6	8:04.188	14.016	1:19.511	4	66,874	13
14	35	Ido Cohen	ISR	CRG	CRG SPA	6	8:04.800	14.628	1:19.003	5	67,304	14
15	49	Zak Fulk	GBR	Tonykart	Coles Racing	6	8:04.959	14.787	1:18.486	6	67,747	15
16	66	Tim Mika Metz	DEU	CRG	CRG SPA	6	8:06.507	16.335	1:19.273	5	67,075	16
17	16	Nicolas Schoell	AUT	Tonykart	Speedworld Academy	6	8:06.654	16.482	1:19.159	5	67,171	17
18	19	Jack Spinola	PRT	FA Kart	Dan Holland Racing	6	8:07.576	17.404	1:19.366	5	66,996	18
19	18	Cristian Davies	ESP	Kosmic	Binakart	6	8:08.392	18.220	1:19.258	5	67,087	19
20	71	Olli Caldwell	GBR	Tonykart	Coles Racing	6	8:08.755	18.583	1:19.191	6	67,144	20
21	28	Andreas Estner	DEU	Tonykart	RS Competition	6	8:10.161	19.989	1:19.716	4	66,702	21
22	67	Mateusz Pylka	POL	Kosmic	Jastrzebski Racing	6	8:10.642	20.470	1:19.250	6	67,094	22
23	42	Joel Jern	SWE	Gillard	PDB Racing Team	6	8:12.339	22.167	1:19.417	4	66,953	23
24	33	Antoine Perceval	FRA	Tonykart	SG Drivers	6	8:12.495	22.323	1:19.244	2	67,099	24
25	81	Lauri Leppa	FIN	Tonykart	VRT	6	8:13.022	22.850	1:19.431	3	66,941	25
26	57	Alejandro Schimpf	ESP	DR	VPDR/Gulfitoso	6	8:20.859	30.687	1:20.398	3	66,136	26
27	77	David Rehme	SWE	CRG	CRG SPA	6	8:41.778	51.606	1:19.800	3	66,632	27
28	61	Charlie Andersen	SWE	Tonykart	Ward Racing	6	8:48.324	58.152	1:19.667	6	66,743	28
29	82	Nazim Azman	MYS	Kosmic	Aim Motorsport	1	1:24.094	5 Laps	1:22.823	1	64,200	29
30	45	Kilian Meyer	ESP	CRG SPA	CRG SPA		2.542	6 Laps		0	-	30

Announcements

These results are provisional until the conclusion of any judicial and technical matters!

No. 27 + 67 warning board / time penalty 5 sec

No. 81 + 33 time penalty 10 sec. / unfair driving

No. 49 warning board / time penalty 5 sec

Margin of Victory	Ø km/h	Best Lap Tm	km/h	Best Lap by
1.607	67,854	1:17.862	68,290	54 - Tom Gamble

Official Timing www.rgmmc.com

Orbits

Timekeeping M. Wagner:

Clerk of the course Thomas Lainer:

www.mylaps.com

Steward Horst Seidel:

Chief Scrutineer Paul Klaassen:

Licensed to: Motorsport Events

Printed: 04.04.2015 15:31:23

posted at:

h



Rotax Euro Challenge Salbris/France

Rotax Juniors

Salbris 1,477 Km

RACE 8 Qualifying Heat 4 B-D

04.04.2015 13:40

Race (6 Laps) started at 13:43:26

Lap	Time of Day	Lap Tm	Diff	S1 Tm	S2 Tm	S3 Tm	Lap	Time of Day	Lap Tm	Diff	S1 Tm	S2 Tm	S3 Tm
(54) Tom Gamble													
1	13:44:45.678	1:19.099	+1.237	27.267	23.595	28.237	1	13:44:51.925	1:25.369	+6.883	32.532	24.402	28.435
2	13:46:03.787	1:18.109	+0.247	26.571	23.463	28.075	2	13:46:11.653	1:19.728	+1.242	27.236	23.788	28.704
3	13:47:22.049	1:18.262	+0.400	26.721	23.439	28.102	3	13:47:30.281	1:18.628	+0.142	27.096	23.424	28.108
4	13:48:39.911	1:17.862		26.638	23.261	27.963	4	13:48:48.993	1:18.712	+0.226	26.954	23.340	28.418
5	13:49:58.167	1:18.256	+0.394	26.736	23.445	28.075	5	13:50:08.029	1:19.036	+0.550	27.288	23.405	28.343
6	13:51:16.728	1:18.561	+0.699	26.831	23.440	28.290	6	13:51:26.515	1:18.486		26.906	23.411	28.169
(60) Florian Venturi													
1	13:44:45.758	1:19.056	+0.672	27.441	23.501	28.114	1	13:44:52.902	1:26.250	+7.668	28.509	23.660	34.081
2	13:46:04.426	1:18.668	+0.284	26.936	23.533	28.199	2	13:46:12.297	1:19.395	+0.813	27.291	23.693	28.411
3	13:47:22.851	1:18.425	+0.041	26.867	23.494	28.064	3	13:47:31.157	1:18.860	+0.278	26.846	23.826	28.188
4	13:48:41.427	1:18.576	+0.192	26.839	23.610	28.127	4	13:48:49.866	1:18.709	+0.127	26.694	23.713	28.302
5	13:49:59.811	1:18.384		26.978	23.415	27.991	5	13:50:08.803	1:18.937	+0.355	27.068	23.336	28.533
6	13:51:18.335	1:18.524	+0.140	26.872	23.473	28.179	6	13:51:27.385	1:18.582		27.089	23.271	28.222
(78) Johnathan Hoggard													
1	13:44:47.783	1:20.484	+1.969	28.295	23.712	28.477	1	13:44:49.493	1:22.197	+2.595	29.487	24.048	28.662
2	13:46:06.928	1:19.145	+0.630	26.808	24.156	28.181	2	13:46:09.548	1:20.055	+0.453	28.190	23.464	28.401
3	13:47:25.560	1:18.632	+0.117	26.986	23.436	28.210	3	13:47:29.150	1:19.602		27.453	23.446	28.703
4	13:48:44.121	1:18.561	+0.046	26.995	23.335	28.231	4	13:48:48.983	1:19.833	+0.231	27.109	23.727	28.997
5	13:50:02.989	1:18.868	+0.353	26.922	23.399	28.547	5	13:50:08.876	1:19.893	+0.291	27.614	23.305	28.974
6	13:51:21.504	1:18.515		26.972	23.335	28.208	6	13:51:28.743	1:19.867	+0.265	27.591	23.725	28.551
(58) Dzianis Slavinski													
1	13:44:46.641	1:19.914	+0.823	27.812	23.646	28.456	1	13:44:49.883	1:23.082	+3.838	30.094	24.165	28.823
2	13:46:05.949	1:19.308	+0.217	27.325	23.518	28.465	2	13:46:09.127	1:19.244		27.181	23.636	28.427
3	13:47:25.040	1:19.091		27.152	23.677	28.262	3	13:47:28.976	1:19.849	+0.605	27.178	23.586	29.085
4	13:48:44.413	1:19.373	+0.282	27.000	23.449	28.924	4	13:48:48.244	1:19.268	+0.024	26.970	23.937	28.361
5	13:50:04.015	1:19.602	+0.511	27.147	24.037	28.418	5	13:50:08.452	1:20.208	+0.964	27.136	23.669	29.403
6	13:51:23.321	1:19.306	+0.215	27.195	23.754	28.357	6	13:51:29.051	1:20.599	+1.355	27.776	23.787	29.036
(44) Tom Canning													
1	13:44:47.925	1:21.126	+2.213	27.822	24.308	28.996	1	13:44:49.789	1:22.584	+3.477	29.327	24.074	29.183
2	13:46:07.290	1:19.365	+0.452	27.018	23.899	28.448	2	13:46:10.226	1:20.437	+1.330	28.549	23.461	28.427
3	13:47:26.360	1:19.070	+0.157	27.052	23.715	28.303	3	13:47:29.388	1:19.162	+0.055	27.167	23.555	28.440
4	13:48:45.273	1:18.913		27.000	23.589	28.324	4	13:48:48.495	1:19.107		27.333	23.538	28.236
5	13:50:04.385	1:19.112	+0.199	26.940	23.659	28.513	5	13:50:08.577	1:20.082	+0.975	27.270	23.612	29.200
6	13:51:23.588	1:19.203	+0.290	26.939	23.968	28.296	6	13:51:29.174	1:20.597	+1.490	27.972	23.931	28.694
(51) Dikkie van der Wal													
1	13:44:48.976	1:21.352	+2.639	28.808	23.714	28.830	1	13:44:48.621	1:21.997	+3.214	29.994	23.779	28.224
2	13:46:07.973	1:18.997	+0.284	27.040	23.736	28.221	2	13:46:07.404	1:18.783		26.853	23.706	28.224
3	13:47:27.159	1:19.186	+0.473	27.323	23.684	28.179	3	13:47:26.484	1:19.080	+0.297	27.331	23.705	28.044
4	13:48:45.872	1:18.713		27.033	23.635	28.045	4	13:48:45.435	1:18.951	+0.168	27.418	23.531	28.002
5	13:50:04.720	1:18.848	+0.135	27.115	23.703	28.030	5	13:50:04.626	1:19.191	+0.408	27.235	23.667	28.289
6	13:51:24.699	1:19.979	+1.266	27.391	23.871	28.717	6	13:51:24.368	1:19.742	+0.959	27.259	24.001	28.482
(5) Alex Quinn													
1	13:44:50.415	1:22.499	+3.854	29.590	24.262	28.647	1	13:44:50.810	1:23.296	+3.865	30.390	23.971	28.935
2	13:46:09.696	1:19.281	+0.636	27.664	23.429	28.188	2	13:46:10.627	1:19.817	+0.386	27.677	23.686	28.454
3	13:47:28.509	1:18.813	+0.168	27.153	23.362	28.298	3	13:47:30.058	1:19.431		27.154	23.621	28.656
4	13:48:47.475	1:18.966	+0.321	27.085	23.630	28.251	4	13:48:49.671	1:19.613	+0.182	27.287	23.707	28.619
5	13:50:06.294	1:18.819	+0.174	27.097	23.408	28.314	5	13:50:09.443	1:19.772	+0.341	27.412	23.724	28.636
6	13:51:24.939	1:18.645		26.634	23.432	28.579	6	13:51:29.578	1:20.135	+0.704	27.398	24.120	28.617
(74) Arthur Carbonnel													
1	13:44:48.280	1:21.265	+2.226	28.415	24.084	28.766	1	13:44:50.990	1:22.898	+3.387	29.896	24.598	28.404
2	13:46:08.833	1:20.553	+1.514	27.880	24.049	28.624	2	13:46:11.915	1:20.925	+1.414	27.896	24.217	28.812
3	13:47:28.281	1:19.448	+0.409	27.284	23.624	28.540	3	13:47:31.974	1:20.599	+0.548	27.629	24.013	28.417
4	13:48:47.320	1:19.039		27.160	23.475	28.404	4	13:48:51.485	1:19.511		27.266	23.905	28.340
5	13:50:06.941	1:19.621	+0.582	26.987	24.038	28.596	5	13:50:11.094	1:19.609	+0.098	26.954	24.067	28.588
6	13:51:26.358	1:19.417	+0.378	27.273	23.522	28.622	6	13:51:30.744	1:19.650	+0.139	27.424	23.767	28.459
(49) Zak Fulk													
1	13:44:52.538	1:24.674	+5.671	30.513	25.654	28.507	1	13:44:52.538	1:24.674	+5.671	30.513	25.654	28.507
2	13:46:13.415	1:20.877	+1.874	27.323	24.763	28.791	2	13:46:13.415	1:20.877	+1.874	27.323	24.763	28.791

Timekeeping M. Wagner: Clerk of the course Thomas Lainer:

Steward Horst Seidel: Chief Scrutineer Paul Klaassen:





Rotax Euro Challenge Salbris/France

Rotax Juniors

Salbris 1,477 Km

RACE 8 Qualifying Heat 4 B-D

04.04.2015 13:40

Race (6 Laps) started at 13:43:26

Lap	Time of Day	Lap Tm	Diff	S1 Tm	S2 Tm	S3 Tm	Lap	Time of Day	Lap Tm	Diff	S1 Tm	S2 Tm	S3 Tm
3	13:47:33.318	1:19.903	+0.900	27.569	23.745	28.589	5	13:50:19.412	1:19.504	+0.087	27.121	23.686	28.697
4	13:48:53.204	1:19.886	+0.883	27.576	23.656	28.654	6	13:51:38.895	1:19.483	+0.066	27.093	23.816	28.574
5	13:50:12.207	1:19.003		27.275	23.357	28.371							
6	13:51:31.356	1:19.149	+0.146	27.214	23.559	28.376							
(67) Mateusz Pyłka													
1	13:44:53.255	1:24.211	+4.961	30.182	25.130	28.899	1	13:44:57.010	1:28.118	+7.720	30.936	28.569	28.613
2	13:46:13.697	1:20.442	+1.192	27.360	24.166	28.916	2	13:46:24.153	1:27.143	+6.745	27.431	30.988	28.724
3	13:47:33.688	1:19.991	+0.741	27.567	23.834	28.590	3	13:47:44.551	1:20.398		27.572	24.037	28.789
4	13:48:53.222	1:19.534	+0.284	27.544	23.720	28.270	4	13:49:05.119	1:20.568	+0.170	27.660	24.203	28.705
5	13:50:12.948	1:19.726	+0.476	27.882	23.452	28.392	5	13:50:26.132	1:21.013	+0.615	27.621	24.057	29.335
6	13:51:32.198	1:19.250		27.240	23.552	28.458	6	13:51:47.415	1:21.283	+0.885	28.052	24.201	29.030
(66) Tim Mika Metz													
1	13:44:51.988	1:23.686	+4.413	30.364	24.430	28.892	1	13:44:57.456	1:28.661	+8.861	30.607	29.272	28.782
2	13:46:12.884	1:20.896	+1.623	27.496	24.150	29.250	2	13:46:22.896	1:25.440	+5.640	28.034	28.789	28.617
3	13:47:33.140	1:20.256	+0.983	27.526	23.892	28.838	3	13:47:42.696	1:19.800		27.345	23.730	28.725
4	13:48:54.178	1:21.038	+1.765	28.155	23.951	28.932	4	13:49:03.978	1:21.282	+1.482	27.457	24.278	29.547
5	13:50:13.451	1:19.273		27.302	23.515	28.456	5	13:50:48.054	1:44.076	+24.276	28.277	24.142	51.657
6	13:51:33.063	1:19.612	+0.339	27.281	23.573	28.758	6	13:52:08.334	1:20.280	+0.480	27.502	23.887	28.891
(61) Charlie Andersen													
1	13:44:58.711	1:29.854	+10.187	33.643	27.014	29.197	1	13:44:58.711	1:29.854	+10.187	33.643	27.014	29.197
2	13:46:19.600	1:20.889	+1.222	27.453	24.898	28.538	2	13:46:19.600	1:20.889	+1.222	27.453	24.898	28.538
3	13:47:39.463	1:19.863	+0.196	27.551	23.620	28.692	3	13:47:39.463	1:19.863	+0.196	27.551	23.620	28.692
4	13:48:59.270	1:19.807	+0.140	27.553	23.611	28.643	4	13:48:59.270	1:19.807	+0.140	27.553	23.611	28.643
5	13:50:55.213	1:55.943	+36.276	27.324	59.973	28.646	5	13:50:55.213	1:55.943	+36.276	27.324	59.973	28.646
6	13:52:14.880	1:19.667		27.281	23.781	28.605	6	13:52:14.880	1:19.667		27.281	23.781	28.605
(82) Nazim Azman													
1	13:44:50.650	1:22.823		29.472	24.367	28.984	1	13:44:50.650	1:22.823		29.472	24.367	28.984
(19) Jack Spinola													
1	13:44:55.587	1:27.180	+7.814	31.551	26.767	28.862	1	13:44:55.587	1:27.180	+7.814	31.551	26.767	28.862
2	13:46:15.302	1:19.715	+0.349	27.338	23.874	28.503	2	13:46:15.302	1:19.715	+0.349	27.338	23.874	28.503
3	13:47:35.630	1:20.328	+0.962	27.581	23.999	28.748	3	13:47:35.630	1:20.328	+0.962	27.581	23.999	28.748
4	13:48:55.145	1:19.515	+0.149	27.338	23.802	28.375	4	13:48:55.145	1:19.515	+0.149	27.338	23.802	28.375
5	13:50:14.511	1:19.366		27.241	23.733	28.392	5	13:50:14.511	1:19.366		27.241	23.733	28.392
6	13:51:34.132	1:19.621	+0.255	27.191	23.944	28.486	6	13:51:34.132	1:19.621	+0.255	27.191	23.944	28.486
(18) Cristian Davies													
1	13:44:51.642	1:23.084	+3.826	29.898	24.343	28.843	1	13:44:51.642	1:23.084	+3.826	29.898	24.343	28.843
2	13:46:11.534	1:19.892	+0.634	27.396	23.797	28.699	2	13:46:11.534	1:19.892	+0.634	27.396	23.797	28.699
3	13:47:34.545	1:23.011	+3.753	30.670	23.723	28.618	3	13:47:34.545	1:23.011	+3.753	30.670	23.723	28.618
4	13:48:54.424	1:19.879	+0.621	27.159	23.839	28.881	4	13:48:54.424	1:19.879	+0.621	27.159	23.839	28.881
5	13:50:13.682	1:19.258		27.485	23.380	28.393	5	13:50:13.682	1:19.258		27.485	23.380	28.393
6	13:51:34.948	1:21.266	+2.008	27.389	25.520	28.357	6	13:51:34.948	1:21.266	+2.008	27.389	25.520	28.357
(71) Olli Caldwell													
1	13:44:57.782	1:28.487	+9.296	30.401	29.468	28.618	1	13:44:57.782	1:28.487	+9.296	30.401	29.468	28.618
2	13:46:18.011	1:20.229	+1.038	27.831	24.090	28.308	2	13:46:18.011	1:20.229	+1.038	27.831	24.090	28.308
3	13:47:37.242	1:19.231	+0.040	27.109	23.707	28.415	3	13:47:37.242	1:19.231	+0.040	27.109	23.707	28.415
4	13:48:56.825	1:19.583	+0.392	27.449	23.649	28.485	4	13:48:56.825	1:19.583	+0.392	27.449	23.649	28.485
5	13:50:16.120	1:19.295	+0.104	27.063	23.862	28.370	5	13:50:16.120	1:19.295	+0.104	27.063	23.862	28.370
6	13:51:35.311	1:19.191		27.329	23.422	28.440	6	13:51:35.311	1:19.191		27.329	23.422	28.440
(28) Andreas Estner													
1	13:44:56.093	1:28.611	+8.895	34.031	25.909	28.671	1	13:44:56.093	1:28.611	+8.895	34.031	25.909	28.671
2	13:46:16.343	1:20.250	+0.534	27.405	23.909	28.936	2	13:46:16.343	1:20.250	+0.534	27.405	23.909	28.936
3	13:47:36.666	1:20.323	+0.607	27.439	24.151	28.733	3	13:47:36.666	1:20.323	+0.607	27.439	24.151	28.733
4	13:48:56.382	1:19.716		27.501	23.663	28.552	4	13:48:56.382	1:19.716		27.501	23.663	28.552
5	13:50:16.317	1:19.935	+0.219	27.348	23.748	28.839	5	13:50:16.317	1:19.935	+0.219	27.348	23.748	28.839
6	13:51:36.717	1:20.400	+0.684	27.496	24.140	28.764	6	13:51:36.717	1:20.400	+0.684	27.496	24.140	28.764
(42) Joel Jern													
1	13:45:00.337	1:33.113	+13.696	35.078	27.057	30.978	1	13:45:00.337	1:33.113	+13.696	35.078	27.057	30.978
2	13:46:20.382	1:20.045	+0.628	27.263	24.310	28.472	2	13:46:20.382	1:20.045	+0.628	27.263	24.310	28.472
3	13:47:40.491	1:20.109	+0.692	27.235	24.187	28.687	3	13:47:40.491	1:20.109	+0.692	27.235	24.187	28.687
4	13:48:59.908	1:19.417		27.278	23.628	28.511	4	13:48:59.908	1:19.417		27.278	23.628	28.511



Rotax Euro Challenge Salbris/France

Rotax Juniors

Salbris 1,477 Km

RACE 13 Qualifying Heat 5 A-D

-NEW 3-

04.04.2015 15:50

Race (6 Laps) started at 15:53:05

Pos	No.	Name	Nat.	Chassis	Race Team	Laps	Total Tm	Diff	Best Tm	In Lap	km/h	Points
1	8	Jack McCarthy	GBR	Tonykart	Strawberry Racing	6	7:18.364		1:12.521	6	73,319	0
2	24	Oliver York	GBR	Kosmic	Aim Motorsport	6	7:19.186	0.822	1:11.003	6	74,887	2
3	60	Florian Venturi	FRA	FA Kart	DSS	6	7:21.569	3.205	1:12.244	4	73,601	3
4	81	Lauri Leppa	FIN	Tonykart	VRT	6	7:22.074	3.710	1:12.147	5	73,700	4
5	35	Ido Cohen	ISR	CRG	CRG SPA	6	7:23.726	5.362	1:12.167	6	73,679	5
6	16	Nicolas Schoell	AUT	Tonykart	Speedworld Academy	6	7:25.085	6.721	1:12.133	6	73,714	6
7	27	Ayrton Simmons	GBR	Tonykart	Coles Racing	6	7:25.188	6.824	1:12.030	6	73,819	7
8	76	Manuel Sulaiman	MEX	Tonykart	KR Sport	6	7:26.599	8.235	1:12.859	6	72,979	8
9	17	Jordan Brown-Nutley	GBR	Tonykart	CRM	6	7:27.497	9.133	1:12.436	5	73,405	9
10	73	Kenzo Aerts	BEL	OTK	Daems Racing	6	7:29.190	10.826	1:12.490	6	73,351	10
11	46	Scott Symons	GBR	Tonykart	KR Sport	6	7:29.248	10.884	1:12.429	6	73,413	11
12	99	Oscar Palomo Ortiz	ESP	Birelart	Birelart	6	7:29.420	11.056	1:13.054	5	72,785	12
13	67	Mateusz Pylka	POL	Kosmic	Jastrzebski Racing	6	7:29.602	11.238	1:12.416	5	73,426	13
14	52	Alain Delon Thompson	ZAF	BirelART	BirelART/KMS	6	7:30.120	11.756	1:12.533	4	73,307	14
15	74	Arthur Carbonnel	FRA	Birelart	Universal Drivers	6	7:32.522	14.158	1:13.986	3	71,868	15
16	19	Jack Spinola	PRT	FA Kart	Dan Holland Racing	6	7:32.885	14.521	1:12.914	4	72,924	16
17	64	Jakub Bezel	CZE	MSKart	Bezel Petr	6	7:33.070	14.706	1:13.090	4	72,749	17
18	62	Oliver Rasmussen	FRA	Birel	MRT Mich Racing Team	6	7:33.581	15.217	1:14.035	3	71,820	18
19	25	Adam Eteki	FRA	Tonykart	SG Drivers	6	7:33.731	15.367	1:13.031	6	72,807	19
20	57	Alejandro Schimpf	ESP	DR	VPDR/Gulfitoso	6	7:37.055	18.691	1:13.824	6	72,025	20
21	63	Louis Henkefend	DEU	Alonso	Team TKP	6	7:38.355	19.991	1:13.248	4	72,592	21
22	70	Dimitrios Tsimpris	GRC	Tonykart	Prt Motorsport	6	7:39.453	21.089	1:13.301	5	72,539	22
23	59	Zviedris Valters	LVA	Tonykart	Jurmala/Papas Racing	6	7:39.938	21.574	1:14.637	6	71,241	23
24	33	Antoine Perceval	FRA	Tonykart	SG Drivers	6	7:46.116	27.752	1:11.232	6	74,646	24
25	49	Zak Fulk	GBR	Tonykart	Coles Racing	6	7:53.611	35.247	1:11.670	5	74,190	25
26	34	Fin Kenneally	GBR	Kosmic	Aim Motorsport	6	7:56.836	38.472	1:12.214	5	73,631	26
27	18	Cristian Davies	ESP	Kosmic	Binakart	6	8:22.416	1:04.052	1:13.260	6	72,580	27
28	68	Owen Byatt	GBR	Kosmic	Aim Motorsport	3	4:56.392	3 Laps	1:14.648	2	71,230	28

Not classified

EXC	71	Olli Caldwell	GBR	Tonykart	Coles Racing	6	7:25.544	EXC	1:12.236	5	73,609	32
EXC	22	Daniel Louko	FIN	Tonykart	Paul Carr Racing	6	8:00.897	EXC	1:14.046	3	71,809	32

Announcements

These results are provisional until the conclusion of any judicial and technical matters!

No. 68 + 46 warning board / time penalty 5 sec

No. 71 exclusion from heat A-D / unfair driving

No. 22 exclusion from Heat A-D / technical non conformity

Margin of Victory	Ø km/h	Best Lap Tm	km/h	Best Lap by
0.822	72,778	1:11.003	74,887	24 - Oliver York

Official Timing www.rgmmc.com

Orbits

Timekeeping M. Wagner:

Clerk of the course Thomas Lainer:

www.mylaps.com

Steward Horst Seidel:

Chief Scrutineer Paul Klaassen:

Licensed to: Motorsport Events

Printed: 04.04.2015 17:14:25

posted at:

h



Rotax Euro Challenge Salbris/France

Rotax Juniors

Salbris 1,477 Km

RACE 13 Qualifying Heat 5 A-D

04.04.2015 15:50

Race (6 Laps) started at 15:53:05

Lap	Time of Day	Lap Tm	Diff	S1 Tm	S2 Tm	S3 Tm	Lap	Time of Day	Lap Tm	Diff	S1 Tm	S2 Tm	S3 Tm
(8) Jack McCarthy													
1	15:54:19.238	1:13.611	+1.090	24.658	22.143	26.810	1	15:54:25.558	1:19.475	+7.239	29.377	22.988	27.110
2	15:55:32.796	1:13.558	+1.037	24.614	22.231	26.713	2	15:55:39.642	1:14.084	+1.848	24.358	22.885	26.841
3	15:56:45.847	1:13.051	+0.530	24.274	22.299	26.478	3	15:56:53.144	1:13.502	+1.266	25.054	21.874	26.574
4	15:57:58.684	1:12.837	+0.316	24.027	22.495	26.315	4	15:58:05.683	1:12.539	+0.303	24.464	21.676	26.399
5	15:59:11.470	1:12.786	+0.265	24.783	21.788	26.215	5	15:59:17.919	1:12.236		23.849	21.923	26.464
6	16:00:23.991	1:12.521		24.030	21.952	26.539	6	16:00:31.171	1:13.252	+1.016	24.205	21.891	27.156
(24) Oliver York													
1	15:54:24.684	1:18.703	+7.700	29.512	22.634	26.557	1	15:54:24.231	1:17.214	+4.355	27.830	22.229	27.155
2	15:55:37.906	1:13.222	+2.219	24.856	21.794	26.572	2	15:55:39.185	1:14.954	+2.095	25.217	22.832	26.905
3	15:56:50.263	1:12.357	+1.354	24.108	21.627	26.622	3	15:56:52.996	1:13.811	+0.952	24.601	22.527	26.683
4	15:58:02.331	1:12.068	+1.065	24.429	21.474	26.165	4	15:58:06.500	1:13.504	+0.645	25.083	21.887	26.534
5	15:59:13.810	1:11.479	+0.476	23.746	21.706	26.027	5	15:59:19.367	1:12.867	+0.008	24.211	22.095	26.561
6	16:00:24.813	1:11.003		23.650	21.536	25.817	6	16:00:32.226	1:12.859		24.412	21.871	26.576
(60) Florian Venturi													
1	15:54:22.688	1:16.850	+4.606	28.143	22.093	26.614	1	15:54:28.145	1:22.239	+9.803	32.325	22.428	27.486
2	15:55:35.925	1:13.237	+0.993	24.676	21.873	26.688	2	15:55:42.009	1:13.864	+1.428	25.157	21.940	26.767
3	15:56:48.890	1:12.965	+0.721	24.248	22.102	26.615	3	15:56:55.373	1:13.364	+0.928	24.873	21.983	26.508
4	15:58:01.134	1:12.244		24.192	21.652	26.400	4	15:58:08.029	1:12.656	+0.220	24.599	21.826	26.231
5	15:59:14.620	1:13.486	+1.242	24.649	22.415	26.422	5	15:59:20.465	1:12.436		24.590	21.635	26.211
6	16:00:27.196	1:12.576	+0.332	24.071	22.268	26.237	6	16:00:33.124	1:12.659	+0.223	24.853	21.794	26.012
(81) Lauri Leppa													
1	15:54:23.553	1:17.025	+4.878	28.159	21.990	26.876	1	15:54:28.567	1:21.088	+8.598	31.344	22.862	26.882
2	15:55:37.075	1:13.522	+1.375	24.689	21.907	26.926	2	15:55:43.190	1:14.623	+2.133	25.132	22.463	27.028
3	15:56:50.421	1:13.346	+1.199	24.342	22.091	26.913	3	15:56:56.770	1:13.580	+1.090	25.199	21.829	26.552
4	15:58:02.953	1:12.532	+0.385	24.571	21.540	26.421	4	15:58:09.489	1:12.719	+0.229	24.097	22.219	26.403
5	15:59:15.100	1:12.147		23.952	21.679	26.516	5	15:59:22.327	1:12.838	+0.348	24.365	21.924	26.549
6	16:00:27.701	1:12.601	+0.454	24.466	21.634	26.501	6	16:00:34.817	1:12.490		23.926	22.056	26.508
(35) Ido Cohen													
1	15:54:25.803	1:18.743	+6.576	28.330	23.275	27.138	1	15:54:26.109	1:18.258	+5.204	28.280	22.881	27.097
2	15:55:39.403	1:13.600	+1.433	24.497	22.345	26.758	2	15:55:39.895	1:13.786	+0.732	24.733	22.237	26.816
3	15:56:52.549	1:13.146	+0.979	24.422	22.130	26.574	3	15:56:53.732	1:13.837	+0.783	24.887	22.297	26.653
4	15:58:04.892	1:12.343	+0.176	24.176	21.652	26.515	4	15:58:06.936	1:13.204	+0.150	24.561	22.101	26.542
5	15:59:17.186	1:12.294	+0.127	23.845	21.891	26.558	5	15:59:19.990	1:13.054		24.355	22.153	26.546
6	16:00:29.353	1:12.167		24.116	21.526	26.525	6	16:00:35.047	1:15.057	+2.003	25.484	22.578	26.995
(46) Scott Symons													
1	15:54:23.101	1:16.623	+4.194	27.790	22.048	26.785	1	15:54:26.896	1:18.757	+6.341	28.936	22.455	27.366
2	15:55:36.744	1:13.643	+1.214	24.786	22.067	26.790	2	15:55:41.537	1:14.641	+2.225	25.880	21.846	26.915
3	15:56:49.851	1:13.107	+0.678	24.483	22.106	26.518	3	15:56:54.861	1:13.324	+0.908	25.171	21.635	26.518
4	15:58:03.691	1:13.840	+1.411	25.396	21.941	26.503	4	15:58:07.821	1:12.960	+0.544	24.886	21.730	26.344
5	15:59:17.446	1:13.755	+1.326	24.748	22.442	26.565	5	15:59:20.237	1:12.416		24.681	21.406	26.329
6	16:00:29.875	1:12.429		24.279	21.636	26.514	6	16:00:35.229	1:14.992	+2.576	25.177	22.752	27.063
(16) Nicolas Schoell													
1	15:54:24.255	1:17.547	+5.414	28.352	22.329	26.866	1	15:54:27.328	1:21.495	+8.962	31.742	22.477	27.276
2	15:55:37.844	1:13.589	+1.456	24.737	21.996	26.856	2	15:55:43.956	1:16.628	+4.095	25.691	24.322	26.615
3	15:56:50.813	1:12.969	+0.836	24.726	21.829	26.414	3	15:56:57.727	1:13.771	+1.238	25.165	22.281	26.325
4	15:58:05.851	1:15.038	+2.905	24.791	22.037	28.210	4	15:58:10.260	1:12.533		24.357	21.874	26.302
5	15:59:18.579	1:12.728	+0.595	24.417	21.861	26.450	5	15:59:22.870	1:12.610	+0.077	24.345	21.912	26.353
6	16:00:30.712	1:12.133		23.988	21.642	26.503	6	16:00:35.747	1:12.877	+0.344	24.868	21.701	26.308
(27) Ayrton Simmons													
1	15:54:25.398	1:19.600	+7.570	29.320	23.427	26.853	1	15:54:26.518	1:19.167	+5.181	27.901	23.985	27.281
2	15:55:38.472	1:13.074	+1.044	24.346	22.130	26.598	2	15:55:40.756	1:14.238	+0.252	24.735	22.536	26.967
3	15:56:51.260	1:12.788	+0.758	24.355	22.005	26.428	3	15:56:54.742	1:13.986		24.614	22.670	26.702
4	15:58:03.794	1:12.534	+0.504	24.150	21.918	26.466	4	15:58:08.896	1:14.154	+0.168	25.210	22.547	26.397
5	15:59:18.785	1:14.991	+2.961	24.436	24.133	26.422	5	15:59:23.444	1:14.548	+0.562	25.338	22.643	26.567
6	16:00:30.815	1:12.030		23.944	21.780	26.306	6	16:00:38.149	1:14.705	+0.719	25.654	22.371	26.680
(71) Olli Caldwell													
1	15:54:29.075	1:21.473	+8.559	31.791	22.796	26.886	1	15:54:29.075	1:21.473	+8.559	31.791	22.796	26.886
2	15:55:44.070	1:14.995	+2.081	25.939	22.484	26.572	2	15:55:44.070	1:14.995	+2.081	25.939	22.484	26.572

Timekeeping M. Wagner: Clerk of the course Thomas Lainer:

Steward Horst Seidel: Chief Scrutineer Paul Klaassen:





Rotax Euro Challenge Salbris/France

Rotax Juniors

Salbris 1,477 Km

RACE 13 Qualifying Heat 5 A-D

04.04.2015 15:50

Race (6 Laps) started at 15:53:05

Lap	Time of Day	Lap Tm	Diff	S1 Tm	S2 Tm	S3 Tm	Lap	Time of Day	Lap Tm	Diff	S1 Tm	S2 Tm	S3 Tm
3	15:56:58.056	1:13.986	+1.072	24.954	22.429	26.603	5	15:59:40.511	1:11.725	+0.493	23.828	21.884	26.013
4	15:58:10.970	1:12.914		24.377	21.867	26.670	6	16:00:51.743	1:11.232		23.826	21.260	26.146
5	15:59:24.198	1:13.228	+0.314	24.749	22.163	26.316	(49) Zak Fulk						
6	16:00:38.512	1:14.314	+1.400	25.899	21.966	26.449	1	15:54:55.824	1:50.112	+38.442	1:00.829	22.916	26.367
(64) Jakob Bezel							2	15:56:09.619	1:13.795	+2.125	24.629	22.603	26.563
1	15:54:27.057	1:20.899	+7.809	30.385	22.931	27.583	3	15:57:23.008	1:13.389	+1.719	24.118	22.633	26.638
2	15:55:42.721	1:15.664	+2.574	25.905	22.088	27.671	4	15:58:34.968	1:11.960	+0.290	23.986	21.782	26.192
3	15:56:58.567	1:15.846	+2.756	26.146	23.056	26.644	5	15:59:46.638	1:11.670		23.972	21.565	26.133
4	15:58:11.657	1:13.090		24.832	21.746	26.512	6	16:00:59.238	1:12.600	+0.930	24.258	21.665	26.677
5	15:59:24.894	1:13.237	+0.147	24.538	22.133	26.566	(34) Fin Kenneally						
6	16:00:38.697	1:13.803	+0.713	25.085	21.940	26.778	1	15:54:56.112	1:50.401	+38.187	1:01.004	23.080	26.317
(62) Oliver Rasmussen							2	15:56:09.949	1:13.837	+1.623	24.371	22.475	26.991
1	15:54:26.838	1:19.060	+5.025	28.179	23.393	27.488	3	15:57:23.151	1:13.202	+0.988	23.783	22.457	26.962
2	15:55:41.452	1:14.614	+0.579	25.086	22.285	27.243	4	15:58:36.465	1:13.314	+1.100	25.000	22.065	26.249
3	15:56:55.487	1:14.035		24.708	22.519	26.808	5	15:59:48.679	1:12.214		23.754	21.921	26.539
4	15:58:09.923	1:14.436	+0.401	25.282	22.583	26.571	6	16:01:02.463	1:13.784	+1.570	23.868	22.884	27.032
5	15:59:24.682	1:14.759	+0.724	25.378	22.837	26.544	(22) Daniel Louko						
6	16:00:39.208	1:14.526	+0.491	25.461	22.324	26.741	1	15:54:31.102	1:23.733	+9.687	34.106	22.539	27.088
(25) Adam Eteki							2	15:55:46.218	1:15.116	+1.070	25.484	22.497	27.135
1	15:54:28.955	1:22.008	+8.977	32.084	22.944	26.980	3	15:57:00.264	1:14.046		24.838	22.355	26.853
2	15:55:43.547	1:14.592	+1.561	25.525	22.047	27.020	4	15:58:37.315	1:37.051	+23.005	47.974	22.524	26.553
3	15:56:57.369	1:13.822	+0.791	25.088	22.053	26.681	5	15:59:51.499	1:14.184	+0.138	24.603	22.132	27.449
4	15:58:10.903	1:13.534	+0.503	24.726	22.079	26.729	6	16:01:06.524	1:15.025	+0.979	25.372	22.330	27.323
5	15:59:26.327	1:15.424	+2.393	24.722	24.097	26.605	(18) Cristian Davies						
6	16:00:39.358	1:13.031		24.513	21.798	26.720	1	15:54:27.972	1:20.238	+6.978	30.306	22.532	27.400
(57) Alejandro Schimpf							2	15:55:42.572	1:14.600	+1.340	25.129	22.587	26.884
1	15:54:28.554	1:20.541	+6.717	28.967	23.379	28.195	3	15:57:47.757	2:05.185	+51.925	24.556	1:13.819	26.810
2	15:55:44.742	1:16.188	+2.364	26.251	22.705	27.232	4	15:59:01.311	1:13.554	+0.294	24.829	21.911	26.814
3	15:56:59.164	1:14.422	+0.598	25.159	22.330	26.933	5	16:00:14.783	1:13.472	+0.212	24.258	22.098	27.116
4	15:58:14.140	1:14.976	+1.152	25.447	22.401	27.128	6	16:01:28.043	1:13.260		24.432	21.951	26.877
5	15:59:28.858	1:14.718	+0.894	25.619	22.192	26.907	(68) Owen Byatt						
6	16:00:42.682	1:13.824		24.601	22.227	26.996	1	15:54:28.234	1:22.032	+7.384	32.399	22.875	26.758
(63) Louis Henkefend							2	15:55:42.882	1:14.648		25.272	22.561	26.815
1	15:54:35.472	1:29.146	+15.898	39.611	22.333	27.202	3	15:57:57.019	2:14.137	+59.489	24.501	1:23.233	26.403
2	15:55:49.391	1:13.919	+0.671	24.988	22.081	26.850	(70) Dimitrios Tsimpris						
3	15:57:03.005	1:13.614	+0.366	24.699	22.170	26.745	1	15:54:36.670	1:30.261	+16.960	40.694	22.437	27.130
4	15:58:16.253	1:13.248		24.439	21.999	26.810	2	15:55:50.461	1:13.791	+0.490	24.588	22.213	26.990
5	15:59:30.365	1:14.112	+0.864	24.398	22.506	27.208	3	15:57:04.534	1:14.073	+0.772	25.249	22.042	26.782
6	16:00:43.982	1:13.617	+0.369	24.286	22.338	26.993	4	15:58:18.152	1:13.618	+0.317	24.611	22.089	26.918
(70) Dimitrios Tsimpris							5	15:59:31.453	1:13.301		24.333	22.091	26.877
1	15:54:36.670	1:30.261	+16.960	40.694	22.437	27.130	6	16:00:45.080	1:13.627	+0.326	24.509	22.265	26.853
2	15:55:50.461	1:13.791	+0.490	24.588	22.213	26.990	(59) Zviadris Valters						
3	15:57:04.534	1:14.073	+0.772	25.249	22.042	26.782	1	15:54:29.796	1:23.116	+8.479	32.900	22.822	27.394
4	15:58:18.152	1:13.618	+0.317	24.611	22.089	26.918	2	15:55:45.277	1:15.481	+0.844	25.419	22.828	27.234
5	15:59:31.453	1:13.301		24.333	22.091	26.877	3	15:57:00.096	1:14.819	+0.182	25.168	22.547	27.104
6	16:00:45.080	1:13.627	+0.326	24.509	22.265	26.853	4	15:58:15.663	1:15.567	+0.930	25.747	22.715	27.105
(59) Zviadris Valters							5	15:59:30.928	1:15.265	+0.628	25.651	22.473	27.141
1	15:54:29.796	1:23.116	+8.479	32.900	22.822	27.394	6	16:00:45.565	1:14.637		24.720	22.892	27.025
2	15:55:45.277	1:15.481	+0.844	25.419	22.828	27.234	(33) Antoine Perceval						
3	15:57:00.096	1:14.819	+0.182	25.168	22.547	27.104	1	15:54:49.481	1:43.559	+32.327	48.706	22.065	32.788
4	15:58:15.663	1:15.567	+0.930	25.747	22.715	27.105	2	15:56:02.554	1:13.073	+1.841	24.704	21.939	26.430
5	15:59:30.928	1:15.265	+0.628	25.651	22.473	27.141	3	15:57:14.964	1:12.410	+1.178	24.235	21.952	26.223
6	16:00:45.565	1:14.637		24.720	22.892	27.025	4	15:58:28.786	1:13.822	+2.590	23.814	21.746	28.262
(33) Antoine Perceval													





Rotax Euro Challenge Salbris/France

Rotax Juniors

Salbris 1,477 Km

RACE 14 Qualifying Heat 6 B-C

-NEW-

04.04.2015 16:10

Race (6 Laps) started at 16:13:05

Pos	No.	Name	Nat.	Chassis	Race Team	Laps	Total Tm	Diff	Best Tm	In Lap	km/h	Points
1	54	Tom Gamble	GBR	FA Kart	Dan Holland Racing	6	6:35.657		1:04.114	5	82,934	0
2	3	Dean MacDonald	GBR	Kosmic	Aim Motorsport	6	6:35.799	0.142	1:04.131	5	82,912	2
3	47	Mark Kimber	GBR	FA Kart	Dan Holland Racing	6	6:36.246	0.589	1:04.152	5	82,884	3
4	31	Axel Charpentier	GBR	Tonykart	Strawberry Racing	6	6:36.331	0.674	1:04.029	5	83,044	4
5	44	Tom Canning	GBR	FA Kart	Dan Holland Racing	6	6:37.017	1.360	1:04.147	5	82,891	5
6	32	Lluc Ibanez	ESP	Kosmic	Binakart	6	6:37.177	1.520	1:03.799	5	83,343	6
7	78	Johnathan Hoggard	GBR	Tonykart	KR Sport	6	6:37.485	1.828	1:03.942	5	83,157	7
8	69	Javier Gonzalez	MEX	Kosmic	Paul Carr Racing	6	6:37.822	2.165	1:03.749	6	83,408	8
9	23	Enzo Coursimault	FRA	Kosmic/Sodika	PKS	6	6:39.298	3.641	1:04.241	6	82,770	9
10	65	Jean Nombrot	FRA	Sodi	Kart Pro Racing KPR	6	6:41.771	6.114	1:04.533	6	82,395	10
11	5	Alex Quinn	GBR	CRG	CRG SPA	6	6:44.319	8.662	1:04.268	5	82,735	11
12	79	Natael Cantin	CAN	BirelART	BirelART/KMS	6	6:44.712	9.055	1:04.880	6	81,954	12
13	75	Enzo Valente	FRA	Sodi	Kart Pro Racing KPR	6	6:47.064	11.407	1:04.346	6	82,635	13
14	83	Taymour Kermanshahchi	UAE	Sodi	Sodikart Middle East	6	6:47.641	11.984	1:04.611	6	82,296	14
15	84	Quentin Dupuis	FRA	Birel	MGT	6	6:47.703	12.046	1:04.623	6	82,280	15
16	66	Tim Mika Metz	DEU	CRG	CRG SPA	6	6:55.419	19.762	1:06.090	5	80,454	16
17	45	Kilian Meyer	ESP	CRG SPA	CRG SPA	6	6:55.585	19.928	1:05.887	6	80,702	17
18	80	Adam Haikal	MYS	Kosmic	Aim Motorsport	6	6:55.783	20.126	1:05.684	5	80,951	18
19	28	Andreas Estner	DEU	Tonykart	RS Competition	6	6:58.401	22.744	1:05.022	5	81,775	19
20	21	Phil Doerr	DEU	CRG	CRG SPA	6	7:00.242	24.585	1:05.760	5	80,858	20
21	20	Kiern Jewiss	GBR	Tonykart	Strawberry Racing	6	7:01.101	25.444	1:03.974	4	83,115	21
22	39	Hugo Andersson	SWE	Alonso	Dan Holland Racing	6	7:03.296	27.639	1:05.495	5	81,185	22
23	51	Dikkie van der Wal	NLD	Alonso	Team TKP	6	7:06.071	30.414	1:05.031	6	81,764	23
24	42	Joel Jern	SWE	Gillard	PDB Racing Team	6	7:07.443	31.786	1:05.125	3	81,646	24
25	77	David Rehme	SWE	CRG	CRG SPA	6	7:13.408	37.751	1:07.983	6	78,214	25
26	82	Nazim Azman	MYS	Kosmic	Aim Motorsport	6	7:21.889	46.232	1:04.710	5	82,170	26
27	72	Lukas Dunner	AUT	Tonykart	Speedworld Academy	2	2:27.392	4 Laps	1:10.387	2	75,542	27
28	61	Charlie Andersen	SWE	Tonykart	Ward Racing					0	-	28

Not classified

DNS	58	Dzianis Slavinski	BLR	Tonykart	M Racing			DNS		0	-	31
EXC	56	Adrian Schimpf	ESP	DR	VPDR/Gulfitoso			EXC		0	-	32

Announcements

These results are provisional until the conclusion of any judicial and technical matters!
 No. 21 warning board / time penalty 5 sec

Margin of Victory	Ø km/h	Best Lap Tm	km/h	Best Lap by
0.142	80,633	1:03.749	83,408	69 - Javier Gonzalez

Official Timing www.rgmmc.com Orbits

Timekeeping M. Wagner:

Clerk of the course Thomas Lainer:

www.mylaps.com

Steward Horst Seidel:

Chief Scrutineer Paul Klaassen:

Licensed to: Motorsport Events

Printed: 04.04.2015 16:25:32

posted at: h



Rotax Euro Challenge Salbris/France

Rotax Juniors

Salbris 1,477 Km

RACE 14 Qualifying Heat 6 B-C

04.04.2015 16:10

Race (6 Laps) started at 16:13:05

Lap	Time of Day	Lap Tm	Diff	S1 Tm	S2 Tm	S3 Tm	Lap	Time of Day	Lap Tm	Diff	S1 Tm	S2 Tm	S3 Tm
(54) Tom Gamble													
1	16:14:13.996	1:08.763	+4.649	24.225	20.056	24.482	1	16:14:19.452	1:14.156	+9.915	26.531	20.067	27.558
2	16:15:20.664	1:06.668	+2.554	22.980	19.578	24.110	2	16:15:26.238	1:06.786	+2.545	22.950	19.850	23.986
3	16:16:26.114	1:05.450	+1.336	22.232	19.450	23.768	3	16:16:31.129	1:04.891	+0.650	21.998	19.282	23.611
4	16:17:31.501	1:05.387	+1.273	22.518	19.395	23.474	4	16:17:35.893	1:04.764	+0.523	21.902	19.315	23.547
5	16:18:35.615	1:04.114		21.970	18.928	23.216	5	16:18:40.278	1:04.385	+0.144	21.906	19.084	23.395
6	16:19:40.878	1:05.263	+1.149	21.983	19.661	23.619	6	16:19:44.519	1:04.241		21.711	19.062	23.468
(3) Dean MacDonald													
1	16:14:14.865	1:09.488	+5.357	25.067	19.989	24.432	(65) Jean Nomblot						
2	16:15:21.209	1:06.344	+2.213	22.946	19.576	23.822	1	16:14:19.880	1:13.410	+8.877	26.919	20.644	25.847
3	16:16:26.221	1:05.012	+0.881	22.104	19.225	23.683	2	16:15:26.997	1:07.117	+2.584	22.749	20.167	24.201
4	16:17:31.732	1:05.511	+1.380	22.364	19.748	23.399	3	16:16:33.255	1:06.258	+1.725	22.015	20.298	23.945
5	16:18:35.863	1:04.131		21.903	19.033	23.195	4	16:17:37.900	1:04.645	+0.112	21.814	19.177	23.654
6	16:19:41.020	1:05.157	+1.026	21.913	19.581	23.663	5	16:18:42.459	1:04.559	+0.026	21.773	19.125	23.661
(47) Mark Kimber													
1	16:14:14.971	1:09.750	+5.598	24.038	19.977	25.735	6	16:19:46.992	1:04.533		21.769	19.216	23.548
2	16:15:22.077	1:07.106	+2.954	23.338	19.654	24.114	(5) Alex Quinn						
3	16:16:27.293	1:05.216	+1.064	22.210	19.351	23.655	1	16:14:22.305	1:15.438	+11.170	29.032	21.491	24.915
4	16:17:32.120	1:04.827	+0.675	22.059	19.393	23.375	2	16:15:30.396	1:08.091	+3.823	23.683	19.878	24.530
5	16:18:36.272	1:04.152		21.841	19.107	23.204	3	16:16:35.677	1:05.281	+1.013	22.166	19.379	23.736
6	16:19:41.467	1:05.195	+1.043	21.698	19.473	24.024	4	16:17:40.167	1:04.490	+0.222	21.848	19.267	23.375
(31) Axel Charpentier													
1	16:14:15.936	1:10.148	+6.119	25.548	20.318	24.282	5	16:18:44.435	1:04.268		21.765	19.314	23.189
2	16:15:22.358	1:06.422	+2.393	22.812	19.652	23.958	6	16:19:49.540	1:05.105	+0.837	21.724	19.160	24.221
3	16:16:28.300	1:05.942	+1.913	22.654	19.704	23.584	(79) Natael Cantin						
4	16:17:33.088	1:04.788	+0.759	21.869	19.441	23.478	1	16:14:18.916	1:13.398	+8.518	25.046	22.859	25.493
5	16:18:37.117	1:04.029		21.763	19.146	23.120	2	16:15:26.684	1:07.768	+2.888	22.863	20.939	23.966
6	16:19:41.552	1:04.435	+0.406	21.641	19.162	23.632	3	16:16:33.717	1:07.033	+2.153	22.283	20.496	24.254
(44) Tom Canning													
1	16:14:15.624	1:10.202	+6.055	25.028	20.537	24.637	4	16:17:39.235	1:05.518	+0.638	22.238	19.496	23.784
2	16:15:22.174	1:06.550	+2.403	22.949	19.566	24.035	5	16:18:45.053	1:05.818	+0.938	22.603	19.741	23.474
3	16:16:29.218	1:07.044	+2.897	23.898	19.456	23.690	6	16:19:49.933	1:04.880		21.973	19.244	23.663
4	16:17:33.872	1:04.654	+0.507	21.841	19.303	23.510	(75) Enzo Valente						
5	16:18:38.019	1:04.147		21.689	19.199	23.259	1	16:14:21.427	1:14.726	+10.380	27.424	21.719	25.583
6	16:19:42.238	1:04.219	+0.072	21.862	19.140	23.217	2	16:15:32.406	1:10.979	+6.633	22.932	21.199	26.848
(32) Lluc Ibanez													
1	16:14:18.162	1:12.705	+8.906	26.921	20.061	25.723	3	16:16:38.118	1:05.712	+1.366	22.041	19.746	23.925
2	16:15:24.484	1:06.322	+2.523	22.899	19.478	23.945	4	16:17:42.982	1:04.864	+0.518	21.981	19.246	23.637
3	16:16:29.912	1:05.428	+1.629	22.094	19.655	23.679	5	16:18:47.939	1:04.957	+0.611	21.631	19.433	23.893
4	16:17:34.499	1:04.587	+0.788	21.766	19.385	23.436	6	16:19:52.285	1:04.346		21.563	19.307	23.476
5	16:18:38.298	1:03.799		21.515	19.085	23.199	(83) Taymour Kermanshahchi						
6	16:19:42.398	1:04.100	+0.301	22.023	18.931	23.146	1	16:14:20.523	1:13.367	+8.756	26.448	21.775	25.144
(78) Johnathan Hoggard													
1	16:14:17.641	1:11.503	+7.561	26.660	20.356	24.487	2	16:15:27.333	1:06.810	+2.199	22.794	19.790	24.226
2	16:15:24.204	1:06.563	+2.621	22.778	19.817	23.968	3	16:16:36.100	1:08.767	+4.156	23.742	20.630	24.395
3	16:16:29.635	1:05.431	+1.489	22.323	19.551	23.557	4	16:17:41.661	1:05.561	+0.950	22.001	19.602	23.958
4	16:17:34.298	1:04.663	+0.721	21.836	19.487	23.340	5	16:18:48.251	1:06.590	+1.979	22.142	20.082	24.366
5	16:18:38.240	1:03.942		21.593	19.058	23.291	6	16:19:52.862	1:04.611		21.704	19.203	23.704
6	16:19:42.706	1:04.466	+0.524	22.308	18.963	23.195	(84) Quentin Dupuis						
(69) Javier Gonzalez													
1	16:14:18.767	1:12.668	+8.919	26.410	21.441	24.817	1	16:14:22.009	1:15.358	+10.735	28.830	21.227	25.301
2	16:15:25.108	1:06.341	+2.592	22.723	19.777	23.841	2	16:15:28.941	1:06.932	+2.309	22.770	19.952	24.210
3	16:16:30.772	1:05.664	+1.915	22.235	19.647	23.782	3	16:16:34.652	1:05.711	+1.088	22.161	19.769	23.781
4	16:17:35.423	1:04.651	+0.902	21.833	19.307	23.511	4	16:17:42.691	1:08.039	+3.416	21.638	22.148	24.253
5	16:18:39.294	1:03.871	+0.122	21.694	19.065	23.112	5	16:18:48.301	1:05.610	+0.987	22.301	19.731	23.578
6	16:19:43.043	1:03.749		21.645	19.051	23.053	6	16:19:52.924	1:04.623		21.965	19.256	23.402
(23) Enzo Coursimault													
(21) Phil Doerr													
1	16:14:22.643	1:14.673	+8.913	27.742	21.483	25.448	1	16:14:24.318	1:17.064	+10.974	28.525	22.046	26.493
2	16:15:33.353	1:10.710	+4.950	24.766	19.995	25.949	2	16:15:33.463	1:09.145	+3.055	23.306	20.450	25.389
3	16:16:40.285	1:06.932	+1.172	22.460	19.993	24.479	(66) Tim Mika Metz						
4	16:17:46.568	1:06.283	+0.523	22.419	19.599	24.265	1	16:14:24.318	1:17.064	+10.974	28.525	22.046	26.493
5	16:18:52.328	1:05.760		22.624	19.363	23.773	2	16:15:33.463	1:09.145	+3.055	23.306	20.450	25.389
6	16:20:00.463	1:08.135	+2.375	23.944	19.959	24.232							

Timekeeping M. Wagner: Clerk of the course Thomas Lainer:

Steward Horst Seidel: Chief Scrutineer Paul Klaassen:





Rotax Euro Challenge Salbris/France

Rotax Juniors

Salbris 1,477 Km

RACE 14 Qualifying Heat 6 B-C

04.04.2015 16:10

Race (6 Laps) started at 16:13:05

Lap	Time of Day	Lap Tm	Diff	S1 Tm	S2 Tm	S3 Tm	Lap	Time of Day	Lap Tm	Diff	S1 Tm	S2 Tm	S3 Tm
3	16:16:41.378	1:07.915	+1.825	23.216	20.154	24.545	5	16:19:10.646	1:15.550	+7.567	22.525	27.164	25.861
4	16:17:48.067	1:06.689	+0.599	22.398	20.082	24.209	6	16:20:18.629	1:07.983		22.626	20.242	25.115
5	16:18:54.157	1:06.090		22.441	19.961	23.688	(82) Nazim Azman						
6	16:20:00.640	1:06.483	+0.393	22.336	19.946	24.201	1	16:14:20.837	1:14.049	+9.339	28.190	20.736	25.123
(45) Kilian Meyer						2	16:15:27.568	1:06.731	+2.021	22.717	19.996	24.018	
1	16:14:21.954	1:14.207	+8.320	27.621	20.825	25.761	3	16:16:34.160	1:06.592	+1.882	23.186	19.559	23.847
2	16:15:30.695	1:08.741	+2.854	22.591	20.630	25.520	4	16:17:39.345	1:05.185	+0.475	21.959	19.603	23.623
3	16:16:41.023	1:10.328	+4.441	22.615	22.357	25.356	5	16:18:44.055	1:04.710		22.050	19.187	23.473
4	16:17:48.544	1:07.521	+1.634	22.660	20.276	24.585	6	16:20:27.110	1:43.055	+38.345	21.716	57.248	24.091
5	16:18:54.919	1:06.375	+0.488	22.252	20.038	24.085	(72) Lukas Dunner						
6	16:20:00.806	1:05.887		21.927	19.868	24.092	1	16:14:22.226	1:14.734	+4.347	28.106	21.407	25.221
(80) Adam Haikal						2	16:15:32.613	1:10.387		23.031	20.519	26.837	
1	16:14:24.436	1:18.124	+12.440	26.644	20.379	31.101							
2	16:15:33.136	1:08.700	+3.016	23.894	20.042	24.764							
3	16:16:39.444	1:06.308	+0.624	22.332	19.977	23.999							
4	16:17:48.164	1:08.720	+3.036	24.038	19.750	24.932							
5	16:18:53.848	1:05.684		22.336	19.643	23.705							
6	16:20:01.004	1:07.156	+1.472	23.340	19.771	24.045							
(28) Andreas Estner													
1	16:14:23.352	1:16.724	+11.702	30.383	21.233	25.108							
2	16:15:33.583	1:10.231	+5.209	23.640	21.353	25.238							
3	16:16:40.999	1:07.416	+2.394	22.775	19.807	24.834							
4	16:17:46.635	1:05.636	+0.614	22.443	19.362	23.831							
5	16:18:51.657	1:05.022		22.246	19.433	23.343							
6	16:20:03.622	1:11.965	+6.943	21.842	26.273	23.850							
(20) Kiern Jewiss													
1	16:14:39.876	1:34.576	+30.602	24.907	43.641	26.028							
2	16:15:45.596	1:05.720	+1.746	22.510	19.551	23.659							
3	16:16:49.834	1:04.238	+0.264	21.887	19.133	23.218							
4	16:17:53.808	1:03.974		21.822	18.894	23.258							
5	16:19:01.815	1:08.007	+4.033	22.046	19.483	26.478							
6	16:20:06.322	1:04.507	+0.533	22.055	19.238	23.214							
(39) Hugo Andersson													
1	16:14:22.716	1:14.554	+9.059	27.816	21.754	24.984							
2	16:15:40.307	1:17.591	+12.096	24.259	20.505	32.827							
3	16:16:49.685	1:09.378	+3.883	24.586	20.424	24.368							
4	16:17:55.725	1:06.040	+0.545	22.705	19.506	23.829							
5	16:19:01.220	1:05.495		22.041	19.569	23.885							
6	16:20:08.517	1:07.297	+1.802	22.138	21.248	23.911							
(51) Dikkie van der Wal													
1	16:14:35.058	1:28.347	+23.316	28.073	36.041	24.233							
2	16:15:47.706	1:12.648	+7.617	22.421	24.623	25.604							
3	16:16:53.306	1:05.600	+0.569	22.384	19.623	23.593							
4	16:18:01.050	1:07.744	+2.713	24.065	19.991	23.688							
5	16:19:06.261	1:05.211	+0.180	21.984	19.396	23.831							
6	16:20:11.292	1:05.031		22.076	19.465	23.490							
(42) Joel Jern													
1	16:14:19.350	1:13.720	+8.595	27.514	20.364	25.842							
2	16:15:25.941	1:06.591	+1.466	22.587	19.872	24.132							
3	16:16:31.066	1:05.125		21.987	19.317	23.821							
4	16:17:37.426	1:06.360	+1.235	21.691	20.746	23.923							
5	16:19:06.990	1:29.564	+24.439	21.805	39.722	28.037							
6	16:20:12.664	1:05.674	+0.549	22.464	19.364	23.846							
(77) David Rehme													
1	16:14:21.806	1:14.175	+6.192	27.471	21.005	25.699							
2	16:15:34.884	1:13.078	+5.095	22.623	21.034	29.421							
3	16:16:45.027	1:10.143	+2.160	23.302	20.785	26.056							
4	16:17:55.096	1:10.069	+2.086	22.629	21.499	25.941							

Timekeeping M. Wagner:

Clerk of the course Thomas Lainer:

Steward Horst Seidel:

Chief Scrutineer Paul Klaassen:





Rotax Euro Challenge

Juniors

Salbris / France

Ranking after Heats

Pos.	No.	Firstname	Lastname	Nat.	Chassis	Race Team	QP	Points	Diff.	A-B	C-D	A-C	B-D	A-D	B-C
1	8	Jack	McCarthy	GBR	Tonykart	Strawberry Racing	1	0		0	--	0	--	0	--
2	54	Tom	Gamble	GBR	FA Kart	Dan Holland Racing	2	3	-3	3	--	--	0	--	0
3	24	Oliver	York	GBR	Kosmic	Aim Motorsport	17	9	-9	5	--	2	--	2	--
4	60	Florian	Venturi	FRA	FA Kart	DSS	12	11	-11	--	6	--	2	3	--
5	69	Javier	Gonzalez	MEX	Kosmic	Paul Carr Racing	23	16	-16	--	5	3	--	--	8
6	17	Jordan	Brown-Nutley	GBR	Tonykart	CRM	13	22	-22	9	--	4	--	9	--
7	44	Tom	Canning	GBR	FA Kart	Dan Holland Racing	14	24	-24	14	--	--	5	--	5
8	47	Mark	Kimber	GBR	FA Kart	Dan Holland Racing	3	25	-25	--	3	19	--	--	3
9	5	Alex	Quinn	GBR	CRG	CRG SPA	42	25	-25	7	--	--	7	--	11
10	32	Lluc	Ibanez	ESP	Kosmic	Binakart	15	26	-26	--	8	12	--	--	6
11	23	Enzo	Coursimault	FRA	Kosmic/Sodik	PKS	7	27	-27	--	11	7	--	--	9
12	3	Dean	MacDonald	GBR	Kosmic	Aim Motorsport	11	29	-29	--	0	27	--	--	2
13	31	Axel	Charpentier	GBR	Tonykart	Strawberry Racing	19	31	-31	--	2	25	--	--	4
14	35	Ido	Cohen	ISR	CRG	CRG SPA	40	31	-31	--	12	--	14	5	--
15	20	Kiern	Jewiss	GBR	Tonykart	Strawberry Racing	6	34	-34	4	--	--	9	--	21
16	46	Scott	Symons	GBR	Tonykart	KR Sport	29	34	-34	6	--	17	--	11	--
17	78	Johnathan	Hoggard	GBR	Tonykart	KR Sport	26	35	-35	25	--	--	3	--	7
18	34	Fin	Kenneally	GBR	Kosmic	Aim Motorsport	5	37	-37	2	--	9	--	26	--
19	65	Jean	Nomblot	FRA	Sodi	Kart Pro Racing KPR	31	37	-37	--	21	6	--	--	10
20	75	Enzo	Valente	FRA	Sodi	Kart Pro Racing KPR	39	37	-37	--	19	5	--	--	13
21	64	Jakub	Bezel	CZE	MSKart	Bezel Petr	24	38	-38	--	10	--	11	17	--
22	63	Louis	Henkefend	DEU	Alonso	Team TKP	28	40	-40	--	9	--	10	21	--
23	51	Dikkie	van der Wal	NLD	Alonso	Team TKP	34	42	-42	13	--	--	6	--	23
24	25	Adam	Eteki	FRA	Tonykart	SG Drivers	37	42	-42	10	--	13	--	19	--
25	74	Arthur	Carbonnel	FRA	Birelart	Universal Drivers	44	43	-43	--	15	--	13	15	--
26	49	Zak	Fulk	GBR	Tonykart	Coles Racing	4	44	-44	--	4	--	15	25	--
27	52	Alain Delor	Thompson	ZAF	BirelART	BirelART/KMS	9	45	-45	8	--	23	--	14	--
28	76	Manuel	Sulaiman	MEX	Tonykart	KR Sport	41	45	-45	26	--	11	--	8	--

Position 1 -28 qualified for Prefinal

29	84	Quentin	Dupuis	FRA	Birel	MGT	35	46	-46	--	16	15	--	--	15
30	39	Hugo	Andersson	SWE	Alonso	Dan Holland Racing	43	46	-46	--	14	10	--	--	22
31	73	Kenzo	Aerts	BEL	OTK	Daems Racing	49	46	-46	20	--	16	--	10	--
32	79	Natael	Cantin	CAN	BirelART	BirelART/KMS	18	48	-48	28	--	--	8	--	12
33	27	Ayrton	Simmons	GBR	Tonykart	Coles Racing	8	49	-49	--	30	--	12	7	--
34	80	Adam	Haikal	MYS	Kosmic	Aim Motorsport	27	49	-49	--	17	14	--	--	18
35	81	Lauri	Leppa	FIN	Tonykart	VRT	32	51	-51	--	22	--	25	4	--
36	16	Nicolas	Schoell	AUT	Tonykart	Speedworld Academy	36	51	-51	--	28	--	17	6	--
37	58	Dzianis	Slavinski	BLR	Tonykart	M Racing	10	54	-54	19	--	--	4	--	31
38	68	Owen	Byatt	GBR	Kosmic	Aim Motorsport	21	54	-54	18	--	8	--	28	--
39	66	Tim Mika	Metz	DEU	CRG	CRG SPA	46	55	-55	23	--	--	16	--	16
40	83	Taymour	Kermanshahchi	UAE	Sodi	Sodikart Middle East	55	55	-55	--	20	21	--	--	14
41	28	Andreas	Estner	DEU	Tonykart	RS Competition	30	56	-56	16	--	--	21	--	19
42	45	Kilian	Meyer	ESP	CRG SPA	CRG SPA	58	58	-58	11	--	--	30	--	17

Announcements:

These results are provisional until the conclusion of any judicial and technical matters

Clerk of the course Thomas Lainer:

Stewards (Chairman) Horst Seidel:

Timekeeping M. Wagner:

Scrutineer Paul Klaassen:

Printed: 04.04.2015 17:21

Posted at: h



Rotax Euro Challenge

Juniors

Salbris / France

Ranking after Heats

Pos.	No.	Firstname	Lastname	Nat.	Chassis	Race Team	QP	Points	Diff.	A-B	C-D	B-C	A-D	A-C	B-D
43	71	Olli	Caldwell	GBR	Tonykart	Coles Racing	20	59	-59	--	7	--	20	32	--
44	42	Joel	Jern	SWE	Gillard	PDB Racing Team	22	59	-59	12	--	--	23	--	24
45	33	Antoine	Perceval	FRA	Tonykart	SG Drivers	16	61	-61	--	13	--	24	24	--
46	67	Mateusz	Pylka	POL	Kosmic	Jastrzebski Racing	60	61	-61	--	26	--	22	13	--
47	19	Jack	Spinola	PRT	FA Kart	Dan Holland Racing	48	63	-63	--	29	--	18	16	--
48	62	Oliver	Rasmussen	FRA	Birel	MRT Mich Racing Team	53	63	-63	27	--	18	--	18	--
49	18	Cristian	Davies	ESP	Kosmic	Binakart	52	64	-64	--	18	--	19	27	--
50	21	Phil	Doerr	DEU	CRG	CRG SPA	59	65	-65	--	25	20	--	--	20
51	77	David	Rehme	SWE	CRG	CRG SPA	54	67	-67	15	--	--	27	--	25
52	99	Oscar	Palomo Ortiz	ESP	Birelart	Birelart	57	67	-67	29	--	26	--	12	--
53	82	Nazim	Azman	MYS	Kosmic	Aim Motorsport	38	72	-72	17	--	--	29	--	26
54	57	Alejandro	Schimpf	ESP	DR	VPDR/Gulfitoso	56	73	-73	--	27	--	26	20	--
55	70	Dimitrios	Tsimpris	GRC	Tonykart	Prt Motorsport	25	74	-74	30	--	22	--	22	--
56	72	Lukas	Dunner	AUT	Tonykart	Speedworld Academy	47	74	-74	--	23	24	--	--	27
57	59	Zviedris	Valters	LVA	Tonykart	Jurmala/Papas Racing	33	75	-75	24	--	28	--	23	--
58	61	Charlie	Andersen	SWE	Tonykart	Ward Racing	50	77	-77	21	--	--	28	--	28
59	22	Daniel	Louko	FIN	Tonykart	Paul Carr Racing	45	83	-83	22	--	29	--	32	--

Position 29-62 qualified for Second Chance Heat

Announcements:

----- These results are provisional until the conclusion of any judicial and technical matters -----

Clerk of the course Thomas Lainer:

Stewards (Chairman) Horst Seidel:

Timekeeping M. Wagner:

Scrutineer Paul Klaassen:

Printed: 04.04.2015 17:21

Posted at: h

Rotax Euro Challenge
 Class: Juniors
 Date/Time: 05.04.2015 10:20

Track: Salbris / France
 Heat: Second Chance Heat
 Laps: 6

Edition 1

			17			
	33			34		
Daniel Louko	22	Points 83 Quali Rank 45	16			
	31			32		
Zviedris Valters	59	Points 75 Quali Rank 33	15	Charlie Andersen	61	Points 77 Quali Rank 50
	29			30		
Dimitrios Tsimpris	70	Points 74 Quali Rank 25	14	Lukas Dunner	72	Points 74 Quali Rank 47
	27			28		
Nazim Azman	82	Points 72 Quali Rank 38	13	Alejandro Schimpf	57	Points 73 Quali Rank 56
	25			26		
David Rehme	77	Points 67 Quali Rank 54	12	Oscar Palomo Ortiz	99	Points 67 Quali Rank 57
	23			24		
Cristian Davies	18	Points 64 Quali Rank 52	11	Phil Doerr	21	Points 65 Quali Rank 59
	21			22		
Jack Spinola	19	Points 63 Quali Rank 48	10	Oliver Rasmussen	62	Points 63 Quali Rank 53
	19			20		
Antoine Perceval	33	Points 61 Quali Rank 16	9	Mateusz Pylka	67	Points 61 Quali Rank 60
	17			18		
Olli Caldwell	71	Points 59 Quali Rank 20	8	Joel Jern	42	Points 59 Quali Rank 22
	15			16		
Andreas Estner	28	Points 56 Quali Rank 30	7	Kilian Meyer	45	Points 58 Quali Rank 58
	13			14		
Tim Mika Metz	66	Points 55 Quali Rank 46	6	Taymour Kermanshahchi	83	Points 55 Quali Rank 55
	11			12		
Dzianis Slavinski	58	Points 54 Quali Rank 10	5	Owen Byatt	68	Points 54 Quali Rank 21
	9			10		
Lauri Leppa	81	Points 51 Quali Rank 32	4	Nicolas Schoell	16	Points 51 Quali Rank 36
	7			8		
Ayrton Simmons	27	Points 49 Quali Rank 8	3	Adam Haikal	80	Points 49 Quali Rank 27
	5			6		
Kenzo Aerts	73	Points 46 Quali Rank 49	2	Natael Cantin	79	Points 48 Quali Rank 18
	3			4		
Quentin Dupuis	84	Points 46 Quali Rank 35	1	Hugo Andersson	39	Points 46 Quali Rank 43
	1		Row	2		

Pole Position

Clerk of the course Thomas Lainer:
 Stewards (Chairman) Horst Seidel:

Scrutineer Paul Klaassen:
 Timekeeping M. Wagner:



Rotax Euro Challenge Salbris/France

Rotax Juniors

Salbris 1,477 Km

Warm up qualified 29-62

05.04.2015 09:00

Practice (5:00 Time) started at 9:00:00

Pos	No.	Name	Nat.	Chassis	Race Team	Laps	Best Tm	Diff	Gap	In Lap	km/h
1	33	Antoine Perceval	FRA	Tonykart	SG Drivers	4	1:04.510			4	82,424
2	27	Ayrton Simmons	GBR	Tonykart	Coles Racing	4	1:04.704	0.194	0.194	4	82,177
3	16	Nicolas Schoell	AUT	Tonykart	Speedworld Academy	4	1:04.791	0.281	0.087	3	82,067
4	99	Oscar Palomo Ortiz	ESP	Birelart	Birelart	4	1:04.793	0.283	0.002	4	82,064
5	79	Natael Cantin	CAN	BirelART	BirelART/KMS	4	1:04.836	0.326	0.043	4	82,010
6	19	Jack Spinola	PRT	FA Kart	Dan Holland Racing	3	1:04.849	0.339	0.013	3	81,994
7	81	Lauri Leppa	FIN	Tonykart	VRT	4	1:04.928	0.418	0.079	4	81,894
8	68	Owen Byatt	GBR	Kosmic	Aim Motorsport	4	1:04.965	0.455	0.037	4	81,847
9	45	Kilian Meyer	ESP	CRG SPA	CRG SPA	4	1:05.008	0.498	0.043	3	81,793
10	42	Joel Jern	SWE	Gillard	PDB Racing Team	4	1:05.036	0.526	0.028	4	81,758
11	57	Alejandro Schimpf	ESP	DR	VPDR/Gulfitoso	4	1:05.077	0.567	0.041	4	81,706
12	72	Lukas Dunner	AUT	Tonykart	Speedworld Academy	4	1:05.136	0.626	0.059	4	81,632
13	80	Adam Haikal	MYS	Kosmic	Aim Motorsport	4	1:05.142	0.632	0.006	4	81,625
14	84	Quentin Dupuis	FRA	Birel	MGT	4	1:05.194	0.684	0.052	4	81,560
15	71	Olli Caldwell	GBR	Tonykart	Coles Racing	4	1:05.222	0.712	0.028	3	81,525
16	82	Nazim Azman	MYS	Kosmic	Aim Motorsport	4	1:05.316	0.806	0.094	4	81,407
17	22	Daniel Louko	FIN	Tonykart	Paul Carr Racing	4	1:05.402	0.892	0.086	4	81,300
18	70	Dimitrios Tsimpris	GRC	Tonykart	Prt Motorsport	4	1:05.545	1.035	0.143	3	81,123
19	39	Hugo Andersson	SWE	Alonso	Dan Holland Racing	4	1:05.555	1.045	0.010	4	81,111
20	28	Andreas Estner	DEU	Tonykart	RS Competition	4	1:05.603	1.093	0.048	3	81,051
21	62	Oliver Rasmussen	FRA	Birel	MRT Mich Racing Team	4	1:05.663	1.153	0.060	4	80,977
22	67	Mateusz Pylka	POL	Kosmic	Jastrzebski Racing	4	1:05.708	1.198	0.045	4	80,922
23	83	Taymour Kermanshahchi	UAE	Sodi	Sodikart Middle East	2	1:05.708	1.198		2	80,922
24	66	Tim Mika Metz	DEU	CRG	CRG SPA	4	1:05.973	1.463	0.265	3	80,597
25	77	David Rehme	SWE	CRG	CRG SPA	4	1:06.051	1.541	0.078	3	80,501
26	18	Cristian Davies	ESP	Kosmic	Binakart	4	1:06.069	1.559	0.018	3	80,479
27	58	Dzianis Slavinski	BLR	Tonykart	M Racing	3	1:06.149	1.639	0.080	3	80,382
28	61	Charlie Andersen	SWE	Tonykart	Ward Racing	4	1:06.370	1.860	0.221	4	80,115
29	59	Zviedris Valters	LVA	Tonykart	Jurmala/Papas Racing	4	1:06.557	2.047	0.187	3	79,889
30	73	Kenzo Aerts	BEL	OTK	Daems Racing	4	1:06.581	2.071	0.024	3	79,861
31	21	Phil Doerr	DEU	CRG	CRG SPA	4	1:07.503	2.993	0.922	3	78,770



Rotax Euro Challenge Salbris/France

Rotax Juniors

Salbris 1,477 Km

Warm up qualified 29-62

05.04.2015 09:00

Practice (5:00 Time) started at 9:00:00

Lap	Time of Day	Lap Tm	Diff	S1 Tm	S2 Tm	S3 Tm
(33) Antoine Perceval						
1	9:01:45.036	1:09.026	+4.516	24.426	20.407	24.193
2	9:02:51.674	1:06.638	+2.128	22.783	19.846	24.009
3	9:03:57.210	1:05.536	+1.026	22.433	19.781	23.322
4	9:05:01.720	1:04.510		22.036	19.084	23.390
(27) Ayrton Simmons						
1	9:01:53.901	1:13.808	+9.104	25.096	23.952	24.760
2	9:03:00.572	1:06.671	+1.967	23.113	19.752	23.806
3	9:04:05.456	1:04.884	+0.180	22.112	19.305	23.467
4	9:05:10.160	1:04.704		21.897	19.568	23.239
(16) Nicolas Schoell						
1	9:01:53.249	1:09.378	+4.587	23.771	21.055	24.552
2	9:02:59.510	1:06.261	+1.470	22.993	19.458	23.810
3	9:04:04.301	1:04.791		21.927	19.480	23.384
4	9:05:09.459	1:05.158	+0.367	22.668	19.231	23.259
(99) Oscar Palomo Ortiz						
1	9:01:44.521	1:10.179	+5.386	24.453	21.081	24.645
2	9:02:51.299	1:06.778	+1.985	22.880	20.055	23.843
3	9:03:57.663	1:06.364	+1.571	22.265	20.612	23.487
4	9:05:02.456	1:04.793		22.058	19.324	23.411
(79) Natael Cantin						
1	9:01:54.285	1:09.722	+4.886	24.253	20.790	24.679
2	9:03:01.540	1:07.255	+2.419	23.597	19.953	23.705
3	9:04:06.592	1:05.052	+0.216	22.321	19.373	23.358
4	9:05:11.428	1:04.836		21.934	19.279	23.623
(19) Jack Spinola						
1	9:03:10.048	1:08.363	+3.514	23.656	20.094	24.613
2	9:04:16.203	1:06.155	+1.306	22.995	19.535	23.625
3	9:05:21.052	1:04.849		22.274	19.241	23.334
(81) Lauri Leppa						
1	9:01:46.943	1:09.052	+4.124	23.929	20.462	24.661
2	9:02:53.178	1:06.235	+1.307	22.591	19.743	23.901
3	9:03:58.706	1:05.528	+0.600	22.221	19.708	23.599
4	9:05:03.634	1:04.928		22.017	19.556	23.355
(68) Owen Byatt						
1	9:01:56.060	1:10.222	+5.257	24.326	20.663	25.233
2	9:03:04.195	1:08.135	+3.170	22.957	20.965	24.213
3	9:04:09.809	1:05.614	+0.649	22.290	19.393	23.931
4	9:05:14.774	1:04.965		22.270	19.260	23.435
(45) Kilian Meyer						
1	9:01:52.784	1:10.884	+5.876	24.504	21.692	24.688
2	9:02:59.131	1:06.347	+1.339	22.934	19.637	23.776
3	9:04:04.139	1:05.008		22.109	19.418	23.481
4	9:05:09.746	1:05.607	+0.599	22.806	19.528	23.273
(42) Joel Jern						
1	9:01:51.069	1:10.425	+5.389	24.615	20.996	24.814
2	9:02:57.365	1:06.296	+1.260	22.584	19.819	23.893
3	9:04:02.653	1:05.288	+0.252	22.215	19.466	23.607
4	9:05:07.689	1:05.036		22.127	19.410	23.499
(57) Alejandro Schimpf						
1	9:01:54.237	1:14.390	+9.313	25.961	23.195	25.234
2	9:03:09.994	1:15.757	+10.680	24.154	26.562	25.041
3	9:04:16.800	1:06.806	+1.729	23.186	19.777	23.843
4	9:05:21.877	1:05.077		22.349	19.282	23.446

Lap	Time of Day	Lap Tm	Diff	S1 Tm	S2 Tm	S3 Tm
(72) Lukas Dunner						
1	9:01:55.556	1:10.865	+5.729	24.542	20.871	25.452
2	9:03:12.079	1:16.523	+11.387	23.218	21.010	32.295
3	9:04:18.113	1:06.034	+0.898	22.541	19.615	23.878
4	9:05:23.249	1:05.136		22.354	19.289	23.493
(80) Adam Haikal						
1	9:01:49.695	1:10.447	+5.305	24.779	20.782	24.886
2	9:02:57.002	1:07.307	+2.165	23.129	19.865	24.313
3	9:04:03.398	1:06.396	+1.254	22.512	19.844	24.040
4	9:05:08.540	1:05.142		22.252	19.264	23.626
(84) Quentin Dupuis						
1	9:01:43.256	1:10.196	+5.002	24.322	21.024	24.850
2	9:02:49.792	1:06.536	+1.342	22.943	19.724	23.869
3	9:03:55.079	1:05.287	+0.093	22.357	19.446	23.484
4	9:05:00.273	1:05.194		22.375	19.278	23.541
(71) Olli Caldwell						
1	9:01:53.413	1:10.238	+5.016	24.021	21.522	24.695
2	9:03:00.844	1:07.431	+2.209	23.543	19.657	24.231
3	9:04:06.066	1:05.222		22.370	19.426	23.426
4	9:05:11.713	1:05.647	+0.425	21.972	19.269	24.406
(82) Nazim Azman						
1	9:01:51.865	1:11.798	+6.482	24.859	21.995	24.944
2	9:02:58.659	1:06.794	+1.478	23.075	19.910	23.809
3	9:04:05.070	1:06.411	+1.095	22.357	19.860	24.194
4	9:05:10.386	1:05.316		22.087	19.557	23.672
(22) Daniel Louko						
1	9:01:55.086	1:13.700	+8.298	24.724	23.387	25.589
2	9:03:04.430	1:09.344	+3.942	24.134	21.118	24.092
3	9:04:10.175	1:05.745	+0.343	22.396	19.877	23.472
4	9:05:15.577	1:05.402		22.597	19.523	23.282
(70) Dimitrios Tsimpris						
1	9:01:56.847	1:09.653	+4.108	24.262	20.516	24.875
2	9:03:05.481	1:08.634	+3.089	22.832	21.708	24.094
3	9:04:11.026	1:05.545		22.218	19.550	23.777
4	9:05:18.205	1:07.179	+1.634	23.261	20.484	23.434
(39) Hugo Andersson						
1	9:02:01.588	1:09.812	+4.257	24.076	20.689	25.047
2	9:03:09.622	1:08.034	+2.479	22.868	20.559	24.607
3	9:04:15.355	1:05.733	+0.178	22.340	19.599	23.794
4	9:05:20.910	1:05.555		22.438	19.509	23.608
(28) Andreas Estner						
1	9:01:55.333	1:11.481	+5.878	24.856	21.270	25.355
2	9:03:06.265	1:10.932	+5.329	23.336	22.953	24.643
3	9:04:11.868	1:05.603		22.484	19.507	23.612
4	9:05:17.629	1:05.761	+0.158	22.779	19.466	23.516
(62) Oliver Rasmussen						
1	9:01:43.862	1:11.063	+5.400	24.789	21.159	25.115
2	9:02:51.948	1:08.086	+2.423	23.091	20.602	24.393
3	9:03:59.630	1:07.682	+2.019	23.395	20.224	24.063
4	9:05:05.293	1:05.663		22.675	19.444	23.544
(67) Mateusz Pylka						
1	9:01:44.972	1:09.495	+3.787	24.110	20.727	24.658
2	9:02:52.126	1:07.154	+1.446	23.210	19.726	24.218
3	9:03:58.517	1:06.391	+0.683	22.993	19.772	23.626
4	9:05:04.225	1:05.708		22.550	19.667	23.491



Rotax Euro Challenge Salbris/France

Rotax Juniors

Salbris 1,477 Km

Warm up qualified 29-62

05.04.2015 09:00

Practice (5:00 Time) started at 9:00:00

Lap	Time of Day	Lap Tm	Diff	S1 Tm	S2 Tm	S3 Tm	Lap	Time of Day	Lap Tm	Diff	S1 Tm	S2 Tm	S3 Tm
(83) Taymour Kermanshahchi													
1	9:03:54.808	1:07.339	+1.631	23.517	19.857	23.965							
2	9:05:00.516	1:05.708		22.891	19.337	23.480							
(66) Tim Mika Metz													
1	9:01:50.436	1:11.712	+5.739	25.529	20.837	25.346							
2	9:02:57.964	1:07.528	+1.555	22.906	20.394	24.228							
3	9:04:03.937	1:05.973		22.497	19.727	23.749							
4	9:05:11.928	1:07.991	+2.018	23.171	20.073	24.747							
(77) David Rehme													
1	9:01:51.854	1:12.691	+6.640	25.700	21.702	25.289							
2	9:02:59.747	1:07.893	+1.842	23.303	19.764	24.826							
3	9:04:05.798	1:06.051		22.407	19.598	24.046							
4	9:05:12.020	1:06.222	+0.171	22.156	19.593	24.473							
(18) Cristian Davies													
1	9:01:45.519	1:09.829	+3.760	24.348	20.942	24.539							
2	9:02:52.247	1:06.728	+0.659	22.961	19.784	23.983							
3	9:03:58.316	1:06.069		22.756	19.637	23.676							
4	9:05:04.529	1:06.213	+0.144	22.295	20.379	23.539							
(58) Dzianis Slavinski													
1	9:01:44.191	1:09.417	+3.268	24.134	20.626	24.657							
2	9:02:51.000	1:06.809	+0.660	22.976	19.845	23.988							
3	9:03:57.149	1:06.149		22.561	19.853	23.735							
(61) Charlie Andersen													
1	9:01:56.674	1:13.789	+7.419	25.241	22.189	26.359							
2	9:03:06.019	1:09.345	+2.975	23.391	21.449	24.505							
3	9:04:12.569	1:06.550	+0.180	23.049	19.697	23.804							
4	9:05:18.939	1:06.370		22.495	20.008	23.867							
(59) Zviedris Valters													
1	9:01:56.220	1:10.696	+4.139	24.423	20.717	25.556							
2	9:03:04.725	1:08.505	+1.948	23.100	21.139	24.266							
3	9:04:11.282	1:06.557		22.501	19.814	24.242							
4	9:05:17.965	1:06.683	+0.126	23.050	19.604	24.029							
(73) Kenzo Aerts													
1	9:01:52.298	1:16.869	+10.288	26.283	21.863	28.723							
2	9:03:03.169	1:10.871	+4.290	25.989	20.590	24.292							
3	9:04:09.750	1:06.581		22.515	19.641	24.425							
4	9:05:16.796	1:07.046	+0.465	22.835	19.929	24.282							
(21) Phil Doerr													
1	9:01:53.198	1:12.007	+4.504	24.693	21.699	25.615							
2	9:03:03.431	1:10.233	+2.730	25.041	20.316	24.876							
3	9:04:10.934	1:07.503		22.898	20.588	24.017							
4	9:05:19.174	1:08.240	+0.737	24.074	19.964	24.202							



Rotax Euro Challenge Salbris/France

Rotax Juniors

Salbris 1,477 Km

Warm up qualified 1-28

05.04.2015 09:30

Practice (5:00 Time) started at 9:30:00

Pos	No.	Name	Nat.	Chassis	Race Team	Laps	Best Tm	Diff	Gap	In Lap	km/h
1	54	Tom Gamble	GBR	FA Kart	Dan Holland Racing	4	1:02.707			4	84,794
2	32	Lluc Ibanez	ESP	Kosmic	Binakart	5	1:02.807	0.100	0.100	5	84,659
3	17	Jordan Brown-Nutley	GBR	Tonykart	CRM	5	1:02.845	0.138	0.038	5	84,608
4	31	Axel Charpentier	GBR	Tonykart	Strawberry Racing	5	1:02.934	0.227	0.089	4	84,489
5	75	Enzo Valente	FRA	Sodi	Kart Pro Racing KPR	5	1:02.951	0.244	0.017	5	84,466
6	8	Jack McCarthy	GBR	Tonykart	Strawberry Racing	5	1:02.971	0.264	0.020	5	84,439
7	49	Zak Fulk	GBR	Tonykart	Coles Racing	5	1:03.017	0.310	0.046	4	84,377
8	3	Dean MacDonald	GBR	Kosmic	Aim Motorsport	4	1:03.117	0.410	0.100	4	84,244
9	34	Fin Kenneally	GBR	Kosmic	Aim Motorsport	4	1:03.158	0.451	0.041	4	84,189
10	47	Mark Kimber	GBR	FA Kart	Dan Holland Racing	4	1:03.159	0.452	0.001	4	84,188
11	44	Tom Canning	GBR	FA Kart	Dan Holland Racing	4	1:03.171	0.464	0.012	4	84,172
12	23	Enzo Coursimault	FRA	Kosmic/Sodik	PKS	4	1:03.191	0.484	0.020	4	84,145
13	60	Florian Venturi	FRA	FA Kart	DSS	5	1:03.220	0.513	0.029	5	84,106
14	64	Jakub Bezel	CZE	MSKart	Bezel Petr	5	1:03.229	0.522	0.009	5	84,094
15	52	Alain Delon Thompson	ZAF	BirelART	BirelART/KMS	5	1:03.232	0.525	0.003	5	84,090
16	20	Kiern Jewiss	GBR	Tonykart	Strawberry Racing	4	1:03.233	0.526	0.001	4	84,089
17	24	Oliver York	GBR	Kosmic	Aim Motorsport	4	1:03.239	0.532	0.006	4	84,081
18	69	Javier Gonzalez	MEX	Kosmic	Paul Carr Racing	5	1:03.253	0.546	0.014	4	84,062
19	65	Jean Nomblot	FRA	Sodi	Kart Pro Racing KPR	5	1:03.264	0.557	0.011	5	84,048
20	5	Alex Quinn	GBR	CRG	CRG SPA	5	1:03.311	0.604	0.047	5	83,985
21	78	Johnathan Hoggard	GBR	Tonykart	KR Sport	4	1:03.434	0.727	0.123	4	83,823
22	63	Louis Henkefend	DEU	Alonso	Team TKP	4	1:03.481	0.774	0.047	4	83,760
23	46	Scott Symons	GBR	Tonykart	KR Sport	5	1:03.532	0.825	0.051	4	83,693
24	35	Ido Cohen	ISR	CRG	CRG SPA	5	1:03.566	0.859	0.034	5	83,648
25	76	Manuel Sulaiman	MEX	Tonykart	KR Sport	4	1:03.870	1.163	0.304	4	83,250
26	51	Dikkie van der Wal	NLD	Alonso	Team TKP	4	1:03.887	1.180	0.017	3	83,228
27	25	Adam Eteki	FRA	Tonykart	SG Drivers	4	1:03.930	1.223	0.043	4	83,172
28	74	Arthur Carbonnel	FRA	Birelart	Universal Drivers	4	1:06.340	3.633	2.410	4	80,151



Rotax Euro Challenge Salbris/France

Rotax Juniors

Salbris 1,477 Km

Warm up qualified 1-28

05.04.2015 09:30

Practice (5:00 Time) started at 9:30:00

Lap	Time of Day	Lap Tm	Diff	S1 Tm	S2 Tm	S3 Tm	Lap	Time of Day	Lap Tm	Diff	S1 Tm	S2 Tm	S3 Tm
(54) Tom Gamble													
1	9:32:19.774	1:05.753	+3.046	22.744	19.490	23.519	1	9:32:20.514	1:06.665	+3.494	23.206	19.724	23.735
2	9:33:23.335	1:03.561	+0.854	21.675	18.827	23.059	2	9:33:24.640	1:04.126	+0.955	21.809	19.040	23.277
3	9:34:26.460	1:03.125	+0.418	21.515	18.715	22.895	3	9:34:28.166	1:03.526	+0.355	21.683	18.848	22.995
4	9:35:29.167	1:02.707		21.322	18.609	22.776	4	9:35:31.337	1:03.171		21.497	18.776	22.898
(44) Tom Canning													
1	9:31:50.422	1:14.469	+11.662	30.286	20.354	23.829	1	9:32:11.352	1:06.522	+3.331	23.608	19.469	23.445
2	9:32:54.679	1:04.257	+1.450	22.098	19.004	23.155	2	9:33:15.751	1:04.399	+1.208	22.234	19.025	23.140
3	9:33:58.651	1:03.972	+1.165	21.920	19.052	23.000	3	9:34:19.357	1:03.606	+0.415	21.881	18.824	22.901
4	9:35:01.660	1:03.009	+0.202	21.693	18.590	22.726	4	9:35:22.548	1:03.191		21.703	18.699	22.789
5	9:36:04.467	1:02.807		21.537	18.609	22.661							
(32) Lluç Ibanez													
1	9:31:51.550	1:06.151	+3.306	22.932	19.588	23.631							
2	9:32:55.201	1:03.651	+0.806	21.676	18.936	23.039							
3	9:33:58.484	1:03.283	+0.438	21.452	18.780	23.051							
4	9:35:01.359	1:02.875	+0.030	21.370	18.644	22.861							
5	9:36:04.204	1:02.845		21.310	18.609	22.926							
(17) Jordan Brown-Nutley													
1	9:31:47.733	1:05.708	+2.774	22.851	19.506	23.351							
2	9:32:51.756	1:04.023	+1.089	21.750	19.046	23.227							
3	9:33:55.931	1:04.175	+1.241	22.261	19.018	22.896							
4	9:34:58.865	1:02.934		21.385	18.801	22.748							
5	9:36:01.836	1:02.971	+0.037	21.474	18.697	22.800							
(31) Axel Charpentier													
1	9:31:45.451	1:06.584	+3.633	23.435	19.561	23.588							
2	9:32:49.212	1:03.761	+0.810	21.836	18.901	23.024							
3	9:33:52.470	1:03.258	+0.307	21.605	18.757	22.896							
4	9:34:55.431	1:02.961	+0.010	21.555	18.664	22.742							
5	9:35:58.382	1:02.951		21.606	18.641	22.704							
(75) Enzo Valente													
1	9:31:47.836	1:05.313	+2.342	22.749	19.255	23.309							
2	9:32:52.010	1:04.174	+1.203	22.134	18.986	23.054							
3	9:33:55.428	1:03.418	+0.447	21.648	18.882	22.888							
4	9:34:58.450	1:03.022	+0.051	21.472	18.696	22.854							
5	9:36:01.421	1:02.971		21.391	18.763	22.817							
(8) Jack McCarthy													
1	9:32:13.487	1:14.730	+11.613	24.523	23.709	26.498							
2	9:33:17.508	1:04.021	+0.904	21.940	19.015	23.066							
3	9:34:20.891	1:03.383	+0.266	21.537	18.839	23.007							
4	9:35:24.008	1:03.117		21.449	18.752	22.916							
(49) Zak Fulk													
1	9:32:13.690	1:11.425	+8.267	23.227	20.198	28.000							
2	9:33:17.714	1:04.024	+0.866	21.949	19.041	23.034							
3	9:34:20.955	1:03.241	+0.083	21.460	18.890	22.891							
4	9:35:24.113	1:03.158		21.605	18.799	22.754							
(34) Fin Kenneally													
1	9:32:11.289	1:06.800	+3.641	23.347	19.640	23.813							
2	9:33:19.058	1:07.769	+4.610	22.254	19.375	26.140							
3	9:34:22.787	1:03.729	+0.570	21.893	18.867	22.969							
4	9:35:25.946	1:03.159		21.472	18.770	22.917							
(47) Mark Kimber													
1	9:31:43.334	1:06.961	+3.732	23.506	19.781	23.674							
2	9:32:48.434	1:05.100	+1.871	22.292	19.092	23.716							
3	9:33:52.752	1:04.318	+1.089	22.109	18.868	23.341							
4	9:34:56.092	1:03.340	+0.111	21.519	18.767	23.054							
5	9:35:59.321	1:03.229		21.560	18.745	22.924							
(64) Jakob Bezel													
1	9:31:42.750	1:06.820	+3.588	23.459	19.696	23.665							
2	9:32:47.172	1:04.422	+1.190	21.887	19.093	23.442							
3	9:33:51.289	1:04.117	+0.885	21.918	18.929	23.270							
4	9:34:54.776	1:03.487	+0.255	21.658	18.783	23.046							
5	9:35:58.008	1:03.232		21.587	18.739	22.906							
(52) Alain Delon Thompson													
1	9:32:12.639	1:06.020	+2.787	22.649	19.496	23.875							
2	9:33:19.192	1:06.553	+3.320	21.727	19.053	25.773							
3	9:34:22.476	1:03.284	+0.051	21.545	18.711	23.028							
4	9:35:25.709	1:03.233		21.495	18.679	23.059							
(20) Kiem Jewiss													
1	9:32:13.164	1:16.762	+13.523	26.174	23.695	26.893							
2	9:33:18.203	1:05.039	+1.800	22.293	19.671	23.075							
3	9:34:21.802	1:03.599	+0.360	21.683	18.820	23.096							
4	9:35:25.041	1:03.239		21.670	18.711	22.858							
(24) Oliver York													
1	9:32:50.823	1:04.836	+1.583	21.808	19.795	23.233							
2	9:33:55.040	1:04.217	+0.964	21.998	19.240	22.979							
3	9:34:58.293	1:03.253		21.487	18.778	22.988							
4	9:36:01.714	1:03.421	+0.168	21.656	18.876	22.889							
(69) Javier Gonzalez													
1	9:31:41.920	1:06.108	+2.844	22.937	19.502	23.669							
2	9:32:46.162	1:04.242	+0.978	21.937	19.066	23.239							
3	9:33:49.887	1:03.725	+0.461	21.806	18.763	23.156							
4	9:34:53.406	1:03.519	+0.255	21.651	18.764	23.104							
5	9:35:56.670	1:03.264		21.624	18.714	22.926							
(65) Jean Nomblot													
1	9:31:46.210	1:07.428	+4.117	23.612	20.007	23.809							
2	9:32:50.538	1:04.328	+1.017	21.780	19.256	23.292							
3	9:33:54.257	1:03.719	+0.408	21.748	18.922	23.049							
4	9:34:57.952	1:03.695	+0.384	21.742	18.883	23.070							
5	9:36:01.263	1:03.311		21.620	18.752	22.939							
(5) Alex Quinn													





Rotax Euro Challenge Salbris/France

Rotax Juniors

Salbris 1,477 Km

Warm up qualified 1-28

05.04.2015 09:30

Practice (5:00 Time) started at 9:30:00

Lap	Time of Day	Lap Tm	Diff	S1 Tm	S2 Tm	S3 Tm	Lap	Time of Day	Lap Tm	Diff	S1 Tm	S2 Tm	S3 Tm
(78) Johnathan Hoggard													
1	9:32:21.412	1:11.554	+8.120	23.056	24.742	23.756							
2	9:33:25.598	1:04.186	+0.752	21.948	19.011	23.227							
3	9:34:29.118	1:03.520	+0.086	21.577	18.834	23.109							
4	9:35:32.552	1:03.434		21.563	18.758	23.113							
(63) Louis Henkefend													
1	9:32:06.177	1:10.277	+6.796	24.698	21.851	23.728							
2	9:33:10.609	1:04.432	+0.951	21.971	19.204	23.257							
3	9:34:14.271	1:03.662	+0.181	21.724	18.906	23.032							
4	9:35:17.752	1:03.481		21.653	18.871	22.957							
(46) Scott Symons													
1	9:31:43.524	1:06.571	+3.039	23.266	19.697	23.608							
2	9:32:47.887	1:04.363	+0.831	21.895	19.003	23.465							
3	9:33:51.802	1:03.915	+0.383	21.858	18.920	23.137							
4	9:34:55.334	1:03.532		21.703	18.755	23.074							
5	9:35:59.212	1:03.878	+0.346	22.038	18.761	23.079							
(35) Ido Cohen													
1	9:31:47.537	1:07.058	+3.492	23.267	19.902	23.889							
2	9:32:52.720	1:05.183	+1.617	22.394	19.375	23.414							
3	9:33:56.630	1:03.910	+0.344	21.860	18.929	23.121							
4	9:35:00.473	1:03.843	+0.277	21.737	18.923	23.183							
5	9:36:04.039	1:03.566		21.636	18.798	23.132							
(76) Manuel Sulaiman													
1	9:32:12.455	1:08.147	+4.277	24.290	19.849	24.008							
2	9:33:17.316	1:04.861	+0.991	22.234	19.185	23.442							
3	9:34:22.013	1:04.697	+0.827	22.310	18.880	23.507							
4	9:35:25.883	1:03.870		21.633	18.828	23.409							
(51) Dikkie van der Wal													
1	9:32:05.405	1:05.842	+1.955	22.884	19.483	23.475							
2	9:33:09.530	1:04.125	+0.238	21.958	18.984	23.183							
3	9:34:13.417	1:03.887		21.810	18.865	23.212							
4	9:35:17.402	1:03.985	+0.098	22.061	18.867	23.057							
(25) Adam Eteki													
1	9:32:11.050	1:09.571	+5.641	24.300	21.365	23.906							
2	9:33:16.491	1:05.441	+1.511	22.836	19.387	23.218							
3	9:34:20.625	1:04.134	+0.204	22.016	18.941	23.177							
4	9:35:24.555	1:03.930		22.317	18.787	22.826							
(74) Arthur Carbonnel													
1	9:31:41.552	1:07.031	+0.691	23.296	19.789	23.946							
2	9:32:48.313	1:06.761	+0.421	22.653	19.336	24.772							
3	9:33:54.799	1:06.486	+0.146	23.146	20.036	23.304							
4	9:35:01.139	1:06.340		23.556	19.481	23.303							

Timekeeping M. Wagner: Clerk of the course Thomas Lainer:

Steward Horst Seidel: Chief Scrutineer Paul Klaassen:





Rotax Euro Challenge Salbris/France

Rotax Juniors

Salbris 1,477 Km

Second Chance Heat

-NEW-

05.04.2015 10:20

Race (6 Laps) started at 10:24:49

Pos	No.	Name	Nat.	Chassis	Race Team	Laps	Total Tm	Diff	Best Tm	In Lap	km/h	Points
1	84	Quentin Dupuis	FRA	Birel	MGT	6	6:23.325		1:03.158	6	84,189	0
2	16	Nicolas Schoell	AUT	Tonykart	Speedworld Academy	6	6:23.570	0.245	1:03.038	5	84,349	0
3	73	Kenzo Aerts	BEL	OTK	Daems Racing	6	6:24.937	1.612	1:03.396	5	83,873	0
4	27	Ayrton Simmons	GBR	Tonykart	Coles Racing	6	6:25.461	2.136	1:02.687	6	84,821	0
5	68	Owen Byatt	GBR	Kosmic	Aim Motorsport	6	6:29.469	6.144	1:03.510	5	83,722	0
6	81	Lauri Leppa	FIN	Tonykart	VRT	6	6:29.540	6.215	1:03.203	5	84,129	0
7	71	Olli Caldwell	GBR	Tonykart	Coles Racing	6	6:29.639	6.314	1:03.151	4	84,198	0
8	66	Tim Mika Metz	DEU	CRG	CRG SPA	6	6:29.825	6.500	1:03.700	5	83,473	0
9	28	Andreas Estner	DEU	Tonykart	RS Competition	6	6:29.843	6.518	1:03.312	5	83,984	0
10	42	Joel Jern	SWE	Gillard	PDB Racing Team	6	6:30.204	6.879	1:03.644	6	83,546	0
11	22	Daniel Louko	FIN	Tonykart	Paul Carr Racing	6	6:31.042	7.717	1:03.226	6	84,098	0
12	79	Natael Cantin	CAN	BirelART	BirelART/KMS	6	6:31.274	7.949	1:02.929	5	84,495	0
13	58	Dzianis Slavinski	BLR	Tonykart	M Racing	6	6:31.406	8.081	1:03.338	6	83,950	0
14	18	Cristian Davies	ESP	Kosmic	Binakart	6	6:32.269	8.944	1:03.643	5	83,547	0
15	80	Adam Haikal	MYS	Kosmic	Aim Motorsport	6	6:32.338	9.013	1:02.997	6	84,404	0
16	83	Taymour Kermanshahchi	UAE	Sodi	Sodikart Middle East	6	6:33.322	9.997	1:03.045	6	84,340	0
17	70	Dimitrios Tsimpris	GRC	Tonykart	Prt Motorsport	6	6:34.072	10.747	1:03.082	6	84,290	0
18	33	Antoine Perceval	FRA	Tonykart	SG Drivers	6	6:35.482	12.157	1:03.072	5	84,304	0
19	62	Oliver Rasmussen	FRA	Birel	MRT Mich Racing Team	6	6:35.985	12.660	1:03.277	5	84,031	0
20	72	Lukas Dunner	AUT	Tonykart	Speedworld Academy	6	6:36.024	12.699	1:03.822	4	83,313	0
21	82	Nazim Azman	MYS	Kosmic	Aim Motorsport	6	6:39.126	15.801	1:03.770	6	83,381	0
22	21	Phil Doerr	DEU	CRG	CRG SPA	6	6:40.204	16.879	1:04.000	5	83,081	0
23	59	Zviedris Valters	LVA	Tonykart	Jurmala/Papas Racing	6	6:40.446	17.121	1:04.029	5	83,044	0
24	61	Charlie Andersen	SWE	Tonykart	Ward Racing	6	6:40.623	17.298	1:04.428	4	82,529	0
25	99	Oscar Palomo Ortiz	ESP	Birelart	Birelart	6	6:42.594	19.269	1:04.290	6	82,706	0
26	67	Mateusz Pylka	POL	Kosmic	Jastrzebski Racing	6	6:46.448	23.123	1:04.777	2	82,085	0
27	19	Jack Spinola	PRT	FA Kart	Dan Holland Racing	6	7:06.272	42.947	1:07.750	6	78,483	0
28	39	Hugo Andersson	SWE	Alonso	Dan Holland Racing	6	7:07.158	43.833	1:03.914	6	83,193	0
29	45	Kilian Meyer	ESP	CRG SPA	CRG SPA	3	3:17.463	3 Laps	1:04.291	2	82,705	0
30	57	Alejandro Schimpf	ESP	DR	VPDR/Gulfitoso	2	2:28.308	4 Laps	1:12.462	1	73,379	0
31	77	David Rehme	SWE	CRG	CRG SPA		1.214	6 Laps		0	-	0

Announcements

These results are provisional until the conclusion of any judicial and technical matters!

No. 79 warning board / time penalty 5 sec

No. 62 time penalty 3 sec. / leaving corridor with 2 wheels

No. 67 time penalty 10 sec. / leaving corridor with 4 wheels

Margin of Victory	Ø km/h	Best Lap Tm	km/h	Best Lap by
0.245	83,228	1:02.687	84,821	27 - Ayrton Simmons

Official Timing www.rgmmc.com

Orbits

Timekeeping M. Wagner:

Clerk of the course Thomas Lainer:

www.mylaps.com

Steward Horst Seidel:

Chief Scrutineer Paul Klaassen:

Licensed to: Motorsport Events

Printed: 05.04.2015 10:46:02

posted at:

h



Rotax Euro Challenge Salbris/France

Rotax Juniors

Salbris 1,477 Km

Second Chance Heat

05.04.2015 10:20

Race (6 Laps) started at 10:24:49

Lap	Time of Day	Lap Tm	Diff	S1 Tm	S2 Tm	S3 Tm	Lap	Time of Day	Lap Tm	Diff	S1 Tm	S2 Tm	S3 Tm
(84) Quentin Dupuis													
1	10:25:55.715	1:05.874	+2.716	23.020	19.397	23.457	1	10:25:58.941	1:08.518	+4.818	25.535	19.616	23.367
2	10:26:59.957	1:04.242	+1.084	21.943	19.082	23.217	2	10:27:03.431	1:04.490	+0.790	21.807	19.274	23.409
3	10:28:03.520	1:03.563	+0.405	21.680	18.782	23.101	3	10:28:07.774	1:04.343	+0.643	22.383	18.927	23.033
4	10:29:06.803	1:03.283	+0.125	21.575	18.752	22.956	4	10:29:11.746	1:03.972	+0.272	21.993	18.978	23.001
5	10:30:10.008	1:03.205	+0.047	21.583	18.715	22.907	5	10:30:15.446	1:03.700		21.522	18.847	23.331
6	10:31:13.166	1:03.158		21.537	18.682	22.939	6	10:31:19.666	1:04.220	+0.520	21.763	18.993	23.464
(16) Nicolas Schoell													
1	10:25:57.167	1:07.024	+3.986	24.412	19.390	23.222	(28) Andreas Estner						
2	10:27:00.725	1:03.558	+0.520	21.680	18.866	23.012	1	10:26:00.287	1:09.618	+6.306	25.911	19.848	23.859
3	10:28:04.133	1:03.408	+0.370	21.516	18.814	23.078	2	10:27:04.326	1:04.039	+0.727	22.234	18.862	22.943
4	10:29:07.321	1:03.188	+0.150	21.494	18.768	22.926	3	10:28:08.344	1:04.018	+0.706	21.634	19.356	23.028
5	10:30:10.359	1:03.038		21.491	18.687	22.860	4	10:29:11.845	1:03.501	+0.189	21.858	18.695	22.948
6	10:31:13.411	1:03.052	+0.014	21.394	18.725	22.933	5	10:30:15.157	1:03.312		21.721	18.739	22.852
(73) Kenzo Aerts													
1	10:25:56.110	1:06.193	+2.797	23.199	19.335	23.659	6	10:31:19.684	1:04.527	+1.215	22.131	19.099	23.297
2	10:27:00.423	1:04.313	+0.917	21.933	19.024	23.356	(42) Joel Jern						
3	10:28:04.310	1:03.887	+0.491	21.698	18.778	23.411	1	10:25:59.084	1:08.642	+4.998	25.682	19.690	23.270
4	10:29:07.789	1:03.479	+0.083	21.544	18.866	23.069	2	10:27:03.580	1:04.496	+0.852	22.140	19.215	23.141
5	10:30:11.185	1:03.396		21.435	18.837	23.124	3	10:28:08.310	1:04.730	+1.086	21.867	19.708	23.155
6	10:31:14.778	1:03.593	+0.197	21.679	18.814	23.100	4	10:29:12.672	1:04.362	+0.718	22.065	19.037	23.260
(27) Ayrton Simmons													
1	10:25:58.662	1:08.678	+5.991	25.937	19.502	23.239	5	10:30:16.401	1:03.729	+0.085	21.699	18.925	23.105
2	10:27:02.182	1:03.520	+0.833	21.771	18.810	22.939	6	10:31:20.045	1:03.644		21.645	18.873	23.126
3	10:28:06.569	1:04.387	+1.700	22.183	19.242	22.962	(22) Daniel Louko						
4	10:29:09.731	1:03.162	+0.475	21.624	18.730	22.808	1	10:26:01.406	1:08.966	+5.740	25.716	19.764	23.486
5	10:30:12.615	1:02.884	+0.197	21.498	18.591	22.795	2	10:27:05.617	1:04.211	+0.985	22.018	19.006	23.187
6	10:31:15.302	1:02.687		21.433	18.541	22.713	3	10:28:09.990	1:04.373	+1.147	21.828	19.026	23.519
(79) Natael Cantin													
1	10:25:57.788	1:07.802	+4.873	24.952	19.551	23.299	4	10:29:14.196	1:04.206	+0.980	21.880	19.312	23.014
2	10:27:01.591	1:03.803	+0.874	21.764	19.043	22.996	5	10:30:17.657	1:03.461	+0.235	21.669	18.849	22.943
3	10:28:07.005	1:05.414	+2.485	22.839	19.522	23.053	6	10:31:20.883	1:03.226		21.560	18.732	22.934
4	10:29:10.214	1:03.209	+0.280	21.513	18.853	22.843	(58) Dzianis Slavinski						
5	10:30:13.143	1:02.929		21.478	18.662	22.789	1	10:26:02.357	1:12.230	+8.892	29.064	19.746	23.420
6	10:31:16.115	1:02.972	+0.043	21.449	18.641	22.882	2	10:27:06.071	1:03.714	+0.376	21.842	18.882	22.990
(68) Owen Byatt													
1	10:25:57.926	1:07.716	+4.206	24.901	19.477	23.338	3	10:28:10.166	1:04.095	+0.757	21.874	18.830	23.391
2	10:27:02.432	1:04.506	+0.996	22.117	19.090	23.299	4	10:29:14.540	1:04.374	+1.036	22.161	19.182	23.031
3	10:28:06.834	1:04.402	+0.892	22.062	19.303	23.037	5	10:30:17.909	1:03.369	+0.031	21.625	18.789	22.955
4	10:29:10.573	1:03.739	+0.229	21.630	19.082	23.027	6	10:31:21.247	1:03.338		21.597	18.790	22.951
5	10:30:14.083	1:03.510		21.520	18.724	23.266	(18) Cristian Davies						
6	10:31:19.310	1:05.227	+1.717	22.295	19.498	23.434	1	10:26:00.558	1:09.586	+5.943	26.554	19.555	23.477
(81) Lauri Leppa													
1	10:25:57.568	1:07.518	+4.315	24.415	19.619	23.484	2	10:27:04.843	1:04.285	+0.642	22.229	19.018	23.038
2	10:27:01.432	1:03.864	+0.661	21.567	19.046	23.251	3	10:28:09.782	1:04.939	+1.296	22.052	19.302	23.585
3	10:28:07.372	1:05.940	+2.737	22.760	19.959	23.221	4	10:29:14.820	1:05.038	+1.395	21.952	19.894	23.192
4	10:29:10.983	1:03.611	+0.408	22.054	18.728	22.829	5	10:30:18.463	1:03.643		21.681	18.936	23.026
5	10:30:14.186	1:03.203		21.530	18.696	22.977	6	10:31:22.110	1:03.647	+0.004	21.600	18.884	23.163
6	10:31:19.381	1:05.195	+1.992	22.252	19.531	23.412	(80) Adam Haikal						
(71) Olli Caldwell													
1	10:26:00.158	1:09.393	+6.242	26.407	19.453	23.533	1	10:26:01.979	1:11.929	+8.932	23.899	24.426	23.604
2	10:27:03.747	1:03.589	+0.438	21.916	18.761	22.912	2	10:27:05.946	1:03.967	+0.970	21.907	18.928	23.132
3	10:28:07.568	1:03.821	+0.670	21.807	18.864	23.150	3	10:28:10.296	1:04.350	+1.353	22.203	18.841	23.306
4	10:29:10.719	1:03.151		21.802	18.611	22.738	4	10:29:15.713	1:05.417	+2.420	22.459	19.758	23.200
5	10:30:14.123	1:03.404	+0.253	21.627	18.638	23.139	5	10:30:19.182	1:03.469	+0.472	21.589	18.761	23.119
6	10:31:19.480	1:05.357	+2.206	22.479	19.505	23.373	6	10:31:22.179	1:02.997		21.344	18.699	22.954
(66) Tim Mika Metz													
(82) Oliver Rasmussen													
1	10:26:03.280	1:12.711	+9.434	28.268	20.749	23.694	1	10:25:58.183	1:07.908	+4.863	25.300	19.333	23.275
2	10:27:08.166	1:04.886	+1.609	22.536	19.010	23.340	2	10:27:01.730	1:03.547	+0.502	21.624	18.944	22.979
3	10:28:12.373	1:04.207	+0.930	21.921	18.979	23.307	(83) Taymour Kermanshahchi						
4	10:29:16.272	1:03.899	+0.622	21.749	18.987	23.163	1	10:25:58.183	1:07.908	+4.863	25.300	19.333	23.275
5	10:30:19.549	1:03.277		21.656	18.768	22.853	2	10:27:01.730	1:03.547	+0.502	21.624	18.944	22.979
6	10:31:22.826	1:03.277		21.479	18.800	22.998							

Timekeeping M. Wagner: Clerk of the course Thomas Lainer:

Steward Horst Seidel: Chief Scrutineer Paul Klaassen:





Rotax Euro Challenge Salbris/France

Rotax Juniors

Salbris 1,477 Km

Second Chance Heat

05.04.2015 10:20

Race (6 Laps) started at 10:24:49

Lap	Time of Day	Lap Tm	Diff	S1 Tm	S2 Tm	S3 Tm	Lap	Time of Day	Lap Tm	Diff	S1 Tm	S2 Tm	S3 Tm
3	10:28:13.495	1:11.765	+8.720	29.660	19.223	22.882	5	10:30:25.451	1:04.900	+0.472	22.395	19.294	23.211
4	10:29:16.829	1:03.334	+0.289	21.569	18.780	22.985	6	10:31:30.464	1:05.013	+0.585	22.567	19.233	23.213
5	10:30:20.118	1:03.289	+0.244	21.565	18.714	23.010	(99) Oscar Palomo Ortiz						
6	10:31:23.163	1:03.045		21.440	18.699	22.906	1	10:26:03.076	1:12.334	+8.044	27.987	20.354	23.993
(70) Dimitrios Tsimpris							2	10:27:11.038	1:07.962	+3.672	23.491	20.402	24.069
1	10:26:04.691	1:13.450	+10.368	29.179	20.647	23.624	3	10:28:18.776	1:07.738	+3.448	22.513	20.987	24.238
2	10:27:09.800	1:05.109	+2.027	21.896	19.922	23.291	4	10:29:23.461	1:04.685	+0.395	22.093	19.238	23.354
3	10:28:13.316	1:03.516	+0.434	21.728	18.819	22.969	5	10:30:28.145	1:04.684	+0.394	21.965	19.035	23.684
4	10:29:17.027	1:03.711	+0.629	21.978	18.829	22.904	6	10:31:32.435	1:04.290		21.790	19.029	23.471
5	10:30:20.831	1:03.804	+0.722	22.134	18.837	22.833	(19) Jack Spinola						
6	10:31:23.913	1:03.082		21.340	18.889	22.853	1	10:26:08.684	1:17.788	+10.038	29.125	23.121	25.542
(33) Antoine Perceval							2	10:27:20.379	1:11.695	+3.945	23.877	21.125	26.693
1	10:26:03.929	1:13.102	+10.030	30.121	19.716	23.265	3	10:28:31.072	1:10.693	+2.943	23.971	20.709	26.013
2	10:27:10.574	1:06.645	+3.573	22.432	19.257	24.956	4	10:29:40.395	1:09.323	+1.573	23.839	20.653	24.831
3	10:28:15.160	1:04.586	+1.514	22.521	18.984	23.081	5	10:30:48.363	1:07.968	+0.218	23.161	20.517	24.290
4	10:29:18.464	1:03.304	+0.232	21.730	18.698	22.876	6	10:31:56.113	1:07.750		23.187	20.335	24.228
5	10:30:21.536	1:03.072		21.545	18.675	22.852	(39) Hugo Andersson						
6	10:31:25.323	1:03.787	+0.715	22.010	18.847	22.930	1	10:26:35.153	1:45.208	+41.294	1:01.521	19.960	23.727
(72) Lukas Dunner							2	10:27:40.288	1:05.135	+1.221	22.304	19.280	23.551
1	10:26:03.819	1:12.656	+8.834	29.146	20.154	23.356	3	10:28:44.788	1:04.500	+0.586	21.900	19.275	23.325
2	10:27:08.693	1:04.874	+1.052	22.402	19.213	23.259	4	10:29:49.163	1:04.375	+0.461	22.018	19.125	23.232
3	10:28:12.784	1:04.091	+0.269	21.881	19.033	23.177	5	10:30:53.085	1:03.922	+0.008	21.603	18.987	23.332
4	10:29:16.606	1:03.822		21.698	19.084	23.040	6	10:31:56.999	1:03.914		21.774	18.824	23.316
5	10:30:21.489	1:04.883	+1.061	22.721	19.023	23.139	(45) Kilian Meyer						
6	10:31:25.865	1:04.376	+0.554	22.345	19.006	23.025	1	10:25:58.500	1:08.142	+3.851	25.341	19.462	23.339
(67) Mateusz Pyłka							2	10:27:02.791	1:04.291		22.144	19.016	23.131
1	10:25:59.905	1:09.407	+4.630	25.994	19.739	23.674	3	10:28:07.304	1:04.513	+0.222	22.131	19.317	23.065
2	10:27:04.682	1:04.777		22.121	19.159	23.497	(57) Alejandro Schimpf						
3	10:28:09.926	1:05.244	+0.467	22.094	19.582	23.568	1	10:26:03.371	1:12.462		28.502	19.896	24.064
4	10:29:16.532	1:06.606	+1.829	22.730	20.725	23.151	2	10:27:18.149	1:14.778	+2.316	22.684	19.183	32.911
5	10:30:21.429	1:04.897	+0.120	22.344	19.329	23.224	(82) Nazim Azman						
6	10:31:26.289	1:04.860	+0.083	21.951	19.623	23.286	1	10:26:06.886	1:15.766	+11.996	32.357	19.730	23.679
(82) Nazim Azman							2	10:27:11.881	1:04.995	+1.225	21.994	19.132	23.869
1	10:26:06.886	1:15.766	+11.996	32.357	19.730	23.679	3	10:28:16.685	1:04.804	+1.034	22.220	19.284	23.300
2	10:27:11.881	1:04.995	+1.225	21.994	19.132	23.869	4	10:29:20.662	1:03.977	+0.207	21.865	19.008	23.104
3	10:28:16.685	1:04.804	+1.034	22.220	19.284	23.300	5	10:30:25.197	1:04.535	+0.765	22.349	18.979	23.207
4	10:29:20.662	1:03.977	+0.207	21.865	19.008	23.104	6	10:31:28.967	1:03.770		21.654	18.945	23.171
5	10:30:25.197	1:04.535	+0.765	22.349	18.979	23.207	(21) Phil Doerr						
6	10:31:28.967	1:03.770		21.654	18.945	23.171	1	10:26:04.940	1:14.277	+10.277	29.615	20.566	24.096
(21) Phil Doerr							2	10:27:10.417	1:05.477	+1.477	22.165	19.626	23.686
1	10:26:04.940	1:14.277	+10.277	29.615	20.566	24.096	3	10:28:17.305	1:06.888	+2.888	22.793	20.591	23.504
2	10:27:10.417	1:05.477	+1.477	22.165	19.626	23.686	4	10:29:21.564	1:04.259	+0.259	22.046	18.967	23.246
3	10:28:17.305	1:06.888	+2.888	22.793	20.591	23.504	5	10:30:25.564	1:04.000		21.808	19.115	23.077
4	10:29:21.564	1:04.259	+0.259	22.046	18.967	23.246	6	10:31:30.045	1:04.481	+0.481	22.279	18.848	23.354
5	10:30:25.564	1:04.000		21.808	19.115	23.077	(59) Zviadris Valters						
6	10:31:30.045	1:04.481	+0.481	22.279	18.848	23.354	1	10:26:05.921	1:14.494	+10.465	30.449	20.158	23.887
(59) Zviadris Valters							2	10:27:11.733	1:05.812	+1.783	22.201	19.130	24.481
1	10:26:05.921	1:14.494	+10.465	30.449	20.158	23.887	3	10:28:17.487	1:05.754	+1.725	22.562	19.656	23.536
2	10:27:11.733	1:05.812	+1.783	22.201	19.130	24.481	4	10:29:21.985	1:04.498	+0.469	22.002	19.104	23.392
3	10:28:17.487	1:05.754	+1.725	22.562	19.656	23.536	5	10:30:26.014	1:04.029		21.735	19.082	23.212
4	10:29:21.985	1:04.498	+0.469	22.002	19.104	23.392	6	10:31:30.287	1:04.273	+0.244	22.084	19.041	23.148
5	10:30:26.014	1:04.029		21.735	19.082	23.212	(61) Charlie Andersen						
6	10:31:30.287	1:04.273	+0.244	22.084	19.041	23.148	1	10:26:05.031	1:13.442	+9.014	29.719	19.881	23.842
(61) Charlie Andersen							2	10:27:10.342	1:05.311	+0.883	22.145	19.669	23.497
1	10:26:05.031	1:13.442	+9.014	29.719	19.881	23.842	3	10:28:16.123	1:05.781	+1.353	22.741	19.602	23.438
2	10:27:10.342	1:05.311	+0.883	22.145	19.669	23.497	4	10:29:20.551	1:04.428		22.014	19.091	23.323
3	10:28:16.123	1:05.781	+1.353	22.741	19.602	23.438							
4	10:29:20.551	1:04.428		22.014	19.091	23.323							

Timekeeping M. Wagner:

Clerk of the course Thomas Lainer:

Steward Horst Seidel:

Chief Scrutineer Paul Klaassen:



Rotax Euro Challenge
 Class: Juniors
 Date/Time: 05.04.2015 11:40

Track: Salbris / France
 Heat: Prefinal
 Laps: 10

Edition 1

Owen Byatt	68	2nd Chance 5	17	Lauri Leppa	81	2nd Chance 6
	33				34	
Kenzo Aerts	73	2nd Chance 3	16	Ayrton Simmons	27	2nd Chance 4
	31				32	
Quentin Dupuis	84	2nd Chance 1	15	Nicolas Schoell	16	2nd Chance 2
	29				30	
Alain Delon Thompson	52	Points 45 Quali Rank 9	14	Manuel Sulaiman	76	Points 45 Quali Rank 41
	27				28	
Arthur Carbonnel	74	Points 43 Quali Rank 44	13	Zak Fulk	49	Points 44 Quali Rank 4
	25				26	
Dikkie van der Wal	51	Points 42 Quali Rank 34	12	Adam Eteki	25	Points 42 Quali Rank 37
	23				24	
Jakub Bezel	64	Points 38 Quali Rank 24	11	Louis Henkefend	63	Points 40 Quali Rank 28
	21				22	
Jean Nomblot	65	Points 37 Quali Rank 31	10	Enzo Valente	75	Points 37 Quali Rank 39
	19				20	
Johnathan Hoggard	78	Points 35 Quali Rank 26	9	Fin Kenneally	34	Points 37 Quali Rank 5
	17				18	
Kiern Jewiss	20	Points 34 Quali Rank 6	8	Scott Symons	46	Points 34 Quali Rank 29
	15				16	
Axel Charpentier	31	Points 31 Quali Rank 19	7	Ido Cohen	35	Points 31 Quali Rank 40
	13				14	
Enzo Coursimault	23	Points 27 Quali Rank 7	6	Dean MacDonald	3	Points 29 Quali Rank 11
	11				12	
Alex Quinn	5	Points 25 Quali Rank 42	5	Lluc Ibanez	32	Points 26 Quali Rank 15
	9				10	
Tom Canning	44	Points 24 Quali Rank 14	4	Mark Kimber	47	Points 25 Quali Rank 3
	7				8	
Javier Gonzalez	69	Points 16 Quali Rank 23	3	Jordan Brown-Nutley	17	Points 22 Quali Rank 13
	5				6	
Oliver York	24	Points 9 Quali Rank 17	2	Florian Venturi	60	Points 11 Quali Rank 12
	3				4	
Jack McCarthy	8	Points 0 Quali Rank 1	1	Tom Gamble	54	Points 3 Quali Rank 2
	1				2	

Pole Position

Clerk of the course Thomas Lainer:
 Stewards (Chairman) Horst Seidel:

Scrutineer Paul Klaassen:
 Timekeeping M. Wagner:



Rotax Euro Challenge Salbris/France

Rotax Juniors

Salbris 1,477 Km

Pre-Final

05.04.2015 11:40

Race (10 Laps) started at 11:42:55

Pos	No.	Name	Nat.	Chassis	Race Team	Laps	Total Tm	Diff	Best Tm	In Lap	km/h	Points
1	8	Jack McCarthy	GBR	Tonykart	Strawberry Racing	10	10:37.820		1:02.953	6	84,463	34
2	17	Jordan Brown-Nutley	GBR	Tonykart	CRM	10	10:37.899	0.079	1:02.755	6	84,730	33
3	20	Kiern Jewiss	GBR	Tonykart	Strawberry Racing	10	10:39.059	1.239	1:02.919	5	84,509	32
4	34	Fin Kenneally	GBR	Kosmic	Aim Motorsport	10	10:40.055	2.235	1:03.014	7	84,381	31
5	24	Oliver York	GBR	Kosmic	Aim Motorsport	10	10:40.124	2.304	1:02.986	6	84,419	30
6	78	Johnathan Hoggard	GBR	Tonykart	KR Sport	10	10:40.633	2.813	1:03.156	9	84,192	29
7	31	Axel Charpentier	GBR	Tonykart	Strawberry Racing	10	10:41.185	3.365	1:02.707	9	84,794	28
8	69	Javier Gonzalez	MEX	Kosmic	Paul Carr Racing	10	10:41.628	3.808	1:03.218	8	84,109	27
9	44	Tom Canning	GBR	FA Kart	Dan Holland Racing	10	10:42.599	4.779	1:03.009	7	84,388	26
10	5	Alex Quinn	GBR	CRG	CRG SPA	10	10:44.063	6.243	1:03.507	9	83,726	25
11	49	Zak Fulk	GBR	Tonykart	Coles Racing	10	10:44.367	6.547	1:02.643	9	84,881	24
12	84	Quentin Dupuis	FRA	Birel	MGT	10	10:44.670	6.850	1:03.083	5	84,289	23
13	64	Jakub Bezel	CZE	MSKart	Bezel Petr	10	10:48.635	10.815	1:03.512	4	83,720	22
14	16	Nicolas Schoell	AUT	Tonykart	Speedworld Academy	10	10:49.301	11.481	1:02.962	5	84,451	21
15	47	Mark Kimber	GBR	FA Kart	Dan Holland Racing	10	10:49.917	12.097	1:03.249	4	84,068	20
16	51	Dikkie van der Wal	NLD	Alonso	Team TKP	10	10:50.307	12.487	1:03.238	6	84,082	19
17	32	Lluc Ibanez	ESP	Kosmic	Binakart	10	10:50.380	12.560	1:02.950	4	84,467	18
18	3	Dean MacDonald	GBR	Kosmic	Aim Motorsport	10	10:50.913	13.093	1:03.038	5	84,349	17
19	52	Alain Delon Thompson	ZAF	BirelART	BirelART/KMS	10	10:51.046	13.226	1:03.099	9	84,268	16
20	46	Scott Symons	GBR	Tonykart	KR Sport	10	10:51.890	14.070	1:03.152	5	84,197	15
21	73	Kenzo Aerts	BEL	OTK	Daems Racing	10	10:53.215	15.395	1:03.112	7	84,250	14
22	76	Manuel Sulaiman	MEX	Tonykart	KR Sport	10	10:53.393	15.573	1:03.476	7	83,767	13
23	60	Florian Venturi	FRA	FA Kart	DSS	10	10:53.830	16.010	1:02.752	8	84,734	12
24	63	Louis Henkefend	DEU	Alonso	Team TKP	10	10:54.090	16.270	1:03.287	4	84,017	11
25	68	Owen Byatt	GBR	Kosmic	Aim Motorsport	10	10:54.602	16.782	1:03.940	5	83,159	10
26	23	Enzo Coursimault	FRA	Kosmic/Sodika	PKS	10	10:54.975	17.155	1:03.257	7	84,057	9
27	27	Ayrton Simmons	GBR	Tonykart	Coles Racing	10	10:58.722	20.902	1:03.034	7	84,354	8
28	25	Adam Eteki	FRA	Tonykart	SG Drivers	10	10:58.853	21.033	1:03.102	5	84,264	7
29	81	Lauri Leppa	FIN	Tonykart	VRT	10	10:58.962	21.142	1:03.515	9	83,716	6
30	74	Arthur Carbonnel	FRA	Birelart	Universal Drivers	10	10:59.188	21.368	1:03.401	9	83,866	5
31	65	Jean Nombrot	FRA	Sodi	Kart Pro Racing KPR	10	10:59.399	21.579	1:03.233	8	84,089	4
32	35	Ido Cohen	ISR	CRG	CRG SPA	10	11:00.236	22.416	1:03.114	5	84,248	3
33	54	Tom Gamble	GBR	FA Kart	Dan Holland Racing	10	11:18.976	41.156	1:02.889	4	84,549	2
34	75	Enzo Valente	FRA	Sodi	Kart Pro Racing KPR	5	5:35.743	5 Laps	1:04.736	4	82,137	1

Announcements

These results are provisional until the conclusion of any judicial and technical matters!
 No. 52 + 23 + 65 + 27 + 35 warning board / time penalty 5 sec

Margin of Victory	Ø km/h	Best Lap Tm	km/h	Best Lap by
0.079	83,365	1:02.643	84,881	49 - Zak Fulk

Official Timing www.rgmmc.com

Orbits

Timekeeping M. Wagner:

Clerk of the course Thomas Lainer:

www.mylaps.com

Steward Horst Seidel:

Chief Scrutineer Paul Klaassen:

Licensed to: Motorsport Events

Printed: 05.04.2015 12:22:30

posted at:

h



Rotax Euro Challenge Salbris/France

Rotax Juniors

Salbris 1,477 Km

Pre-Final

05.04.2015 11:40

Race (10 Laps) started at 11:42:55

Lap	Time of Day	Lap Tm	Diff	S1 Tm	S2 Tm	S3 Tm	Lap	Time of Day	Lap Tm	Diff	S1 Tm	S2 Tm	S3 Tm
(8) Jack McCarthy													
1	11:43:59.967	1:04.652	+1.699	22.467	19.023	23.162	5	11:48:17.730	1:03.702	+0.546	21.891	18.815	22.996
2	11:45:04.683	1:04.716	+1.763	22.296	19.113	23.307	6	11:49:21.173	1:03.443	+0.287	21.557	18.813	23.073
3	11:46:08.262	1:03.579	+0.626	21.697	18.895	22.987	7	11:50:24.565	1:03.392	+0.236	21.548	18.723	23.121
4	11:47:11.594	1:03.332	+0.379	21.558	18.803	22.971	8	11:51:27.947	1:03.382	+0.226	21.498	18.764	23.120
5	11:48:14.708	1:03.114	+0.161	21.433	18.769	22.912	9	11:52:31.103	1:03.156		21.435	18.699	23.022
6	11:49:17.661	1:02.953		21.425	18.679	22.849	10	11:53:35.936	1:04.833	+1.677	21.614	19.862	23.357
7	11:50:21.562	1:03.901	+0.948	22.146	18.827	22.928	(31) Axel Charpentier						
8	11:51:24.855	1:03.293	+0.340	21.607	18.806	22.880	1	11:44:05.720	1:09.915	+7.208	26.670	19.923	23.322
9	11:52:28.714	1:03.859	+0.906	22.059	18.744	23.056	2	11:45:10.071	1:04.351	+1.644	21.962	19.399	22.990
10	11:53:33.123	1:04.409	+1.456	21.921	19.386	23.102	3	11:46:14.179	1:04.108	+1.401	21.496	19.245	23.367
(17) Jordan Brown-Nutley													
1	11:44:01.973	1:06.528	+3.773	24.510	18.987	23.031	4	11:47:17.081	1:02.902	+0.195	21.548	18.728	22.626
2	11:45:06.193	1:04.220	+1.465	22.072	19.037	23.111	5	11:48:20.189	1:03.108	+0.401	21.509	18.724	22.875
3	11:46:09.520	1:03.327	+0.572	21.594	18.776	22.957	6	11:49:23.282	1:03.093	+0.386	21.518	18.676	22.899
4	11:47:12.380	1:02.860	+0.105	21.422	18.649	22.789	7	11:50:26.325	1:03.043	+0.336	21.409	18.685	22.949
5	11:48:15.213	1:02.833	+0.078	21.387	18.658	22.788	8	11:51:29.188	1:02.863	+0.156	21.375	18.669	22.819
6	11:49:17.968	1:02.755		21.351	18.648	22.756	9	11:52:31.895	1:02.707		21.300	18.619	22.788
7	11:50:21.316	1:03.348	+0.593	21.710	18.731	22.907	10	11:53:36.488	1:04.593	+1.886	21.443	19.351	23.799
8	11:51:24.931	1:03.615	+0.860	21.687	18.733	23.195	(69) Javier Gonzalez						
9	11:52:28.904	1:03.973	+1.218	22.306	18.650	23.017	1	11:44:00.512	1:05.039	+1.821	22.680	19.145	23.214
10	11:53:33.202	1:04.298	+1.543	21.803	19.423	23.072	2	11:45:05.071	1:04.559	+1.341	22.108	19.275	23.176
(20) Kiern Jewiss													
1	11:44:01.773	1:05.897	+2.978	23.757	18.900	23.240	3	11:46:08.831	1:03.760	+0.542	21.626	18.911	23.223
2	11:45:06.444	1:04.671	+1.752	22.141	19.085	23.445	4	11:47:12.124	1:03.293	+0.075	21.555	18.786	22.952
3	11:46:09.898	1:03.454	+0.535	21.703	18.772	22.979	5	11:48:15.742	1:03.618	+0.400	21.854	18.809	22.955
4	11:47:12.921	1:03.023	+0.104	21.371	18.725	22.927	6	11:49:19.083	1:03.341	+0.123	21.576	18.837	22.928
5	11:48:15.840	1:02.919		21.360	18.830	22.729	7	11:50:22.445	1:03.362	+0.144	21.511	18.838	23.013
6	11:49:18.952	1:03.112	+0.193	21.401	18.759	22.952	8	11:51:25.663	1:03.218		21.484	18.817	22.917
7	11:50:22.328	1:03.376	+0.457	21.503	18.826	23.047	9	11:52:29.813	1:04.150	+0.932	22.531	18.727	22.892
8	11:51:25.497	1:03.169	+0.250	21.481	18.763	22.925	10	11:53:36.931	1:07.118	+3.900	22.568	20.386	24.164
9	11:52:29.734	1:04.237	+1.318	22.348	18.810	23.079	(44) Tom Canning						
10	11:53:34.362	1:04.628	+1.709	22.267	19.248	23.113	1	11:44:06.000	1:10.465	+7.456	26.586	20.123	23.756
(34) Fin Kenneally													
1	11:44:03.642	1:07.640	+4.626	25.232	19.350	23.058	2	11:45:10.189	1:04.189	+1.180	22.068	19.208	22.913
2	11:45:07.837	1:04.195	+1.181	22.169	18.927	23.099	3	11:46:14.640	1:04.451	+1.442	21.627	19.312	23.512
3	11:46:10.951	1:03.114	+0.100	21.526	18.724	22.864	4	11:47:18.216	1:03.576	+0.567	21.789	18.872	22.915
4	11:47:14.082	1:03.131	+0.117	21.507	18.699	22.925	5	11:48:21.346	1:03.130	+0.121	21.642	18.761	22.727
5	11:48:17.138	1:03.056	+0.042	21.614	18.622	22.820	6	11:49:25.144	1:03.798	+0.789	22.053	18.824	22.921
6	11:49:20.401	1:03.263	+0.249	21.475	18.863	22.925	7	11:50:28.153	1:03.009		21.384	18.730	22.895
7	11:50:23.415	1:03.014		21.413	18.698	22.903	8	11:51:31.546	1:03.393	+0.384	21.615	18.730	23.048
8	11:51:26.629	1:03.214	+0.200	21.433	18.852	22.929	9	11:52:34.619	1:03.073	+0.064	21.342	18.806	22.925
9	11:52:29.876	1:03.247	+0.233	21.779	18.721	22.747	10	11:53:37.902	1:03.283	+0.274	21.481	18.820	22.982
10	11:53:35.358	1:05.482	+2.468	22.210	19.819	23.453	(5) Alex Quinn						
(24) Oliver York													
1	11:44:00.116	1:04.722	+1.736	22.700	18.894	23.128	1	11:44:03.423	1:07.781	+4.274	25.172	19.318	23.291
2	11:45:04.830	1:04.714	+1.728	22.441	19.128	23.145	2	11:45:08.948	1:05.525	+2.018	22.701	19.119	23.705
3	11:46:08.408	1:03.578	+0.592	21.739	18.841	22.998	3	11:46:13.033	1:04.085	+0.578	22.094	18.926	23.065
4	11:47:11.747	1:03.339	+0.353	21.590	18.831	22.918	4	11:47:16.797	1:03.764	+0.257	21.773	18.977	23.014
5	11:48:14.815	1:03.068	+0.082	21.490	18.712	22.866	5	11:48:20.629	1:03.832	+0.325	21.736	19.145	22.951
6	11:49:17.801	1:02.986		21.393	18.776	22.817	6	11:49:24.529	1:03.900	+0.393	21.981	18.895	23.024
7	11:50:21.198	1:03.397	+0.411	21.637	18.687	23.073	7	11:50:28.102	1:03.573	+0.066	21.700	18.825	23.048
8	11:51:25.130	1:03.932	+0.946	22.274	18.768	22.890	8	11:51:32.027	1:03.925	+0.418	22.002	18.904	23.019
9	11:52:30.031	1:04.901	+1.915	23.194	19.000	22.707	9	11:52:35.534	1:03.507		21.616	18.835	23.056
10	11:53:35.427	1:05.396	+2.410	22.229	19.796	23.371	10	11:53:39.366	1:03.832	+0.325	21.765	18.957	23.110
(78) Johnathan Hoggard													
1	11:44:01.918	1:05.924	+2.768	23.318	19.049	23.557	(49) Zak Fulk						
2	11:45:06.970	1:05.052	+1.896	22.693	19.120	23.239	1	11:44:09.030	1:12.336	+9.693	30.047	19.292	22.997
3	11:46:10.613	1:03.643	+0.487	21.653	18.831	23.159	2	11:45:12.754	1:03.724	+1.081	22.015	18.862	22.847
4	11:47:14.028	1:03.415	+0.259	21.692	18.743	22.980	3	11:46:18.022	1:05.268	+2.625	22.506	19.771	22.991
(8) Axel Charpentier													
1	11:44:05.720	1:09.915	+7.208	26.670	19.923	23.322	4	11:47:21.294	1:03.272	+0.629	21.868	18.692	22.712
2	11:45:10.071	1:04.351	+1.644	21.962	19.399	22.990	5	11:48:24.961	1:03.667	+1.024	21.781	19.201	22.685
3	11:46:14.179	1:04.108	+1.401	21.496	19.245	23.367	6	11:49:27.979	1:03.018	+0.375	21.398	18.842	22.778
4	11:47:17.081	1:02.902	+0.195	21.548	18.728	22.626	7	11:50:31.495	1:03.516	+0.873	21.499	19.146	22.871
5	11:48:20.189	1:03.108	+0.401	21.509	18.724	22.875	8	11:51:34.269	1:02.774	+0.131	21.356	18.659	22.759
6	11:49:23.282	1:03.093	+0.386	21.518	18.676	22.899	9	11:52:36.912	1:02.643		21.409	18.563	22.671
7	11:50:26.325	1:03.043	+0.336	21.409	18.685	22.949	10	11:53:39.670	1:02.758	+0.115	21.266	18.745	22.747
8	11:51:29.188	1:02.863	+0.156	21.375	18.669	22.819	(69) Javier Gonzalez						
9	11:52:31.895	1:02.707		21.300	18.619	22.788	1	11:44:00.512	1:05.039	+1.821	22.680	19.145	23.214
10	11:53:36.488	1:04.593	+1.886	21.443	19.351	23.799	2	11:45:05.071	1:04.559	+1.341	22.108	19.275	23.176
(20) Kiern Jewiss													
1	11:44:01.773	1:05.897	+2.978	23.757	18.900	23.240	3	11:46:08.831	1:03.760	+0.542	21.626	18.911	23.223
2	11:45:06.444	1:04.671	+1.752	22.141	19.085	23.445	4	11:47:12.124	1:03.293	+0.075	21.555	18.786	22.952
3	11:46:09.898	1:03.454	+0.535	21.703	18.772	22.979	5	11:48:15.742	1:03.618	+0.400	21.854	18.809	22.955
4	11:47:12.921	1:03.023	+0.104	21.371	18.725	22.927	6	11:49:19.083	1:03.341	+0.123	21.576	18.837	22.928
5	11:48:15.840	1:02.919		21.360	18.830	22.729	7	11:50:22.445	1:03.362	+0.144	21.511	18.838	23.013
6	11:49:18.952	1:03.112	+0.										



Rotax Euro Challenge Salbris/France

Rotax Juniors

Salbris 1,477 Km

Pre-Final

05.04.2015 11:40

Race (10 Laps) started at 11:42:55

Lap	Time of Day	Lap Tm	Diff	S1 Tm	S2 Tm	S3 Tm	Lap	Time of Day	Lap Tm	Diff	S1 Tm	S2 Tm	S3 Tm
(84) Quentin Dupuis							5	11:48:24.589	1:03.998	+1.048	22.396	18.885	22.717
1	11:44:06.229	1:09.274	+6.191	26.317	19.650	23.307	6	11:49:27.869	1:03.280	+0.330	21.387	19.104	22.789
2	11:45:11.281	1:05.052	+1.969	22.695	19.336	23.021	7	11:50:31.793	1:03.924	+0.974	21.515	19.514	22.895
3	11:46:15.265	1:03.984	+0.901	21.962	18.988	23.034	8	11:51:36.670	1:04.877	+1.927	22.003	19.242	23.632
4	11:47:19.687	1:04.422	+1.339	22.028	19.470	22.924	9	11:52:42.359	1:05.689	+2.739	22.911	19.700	23.078
5	11:48:22.770	1:03.083		21.524	18.753	22.806	10	11:53:45.683	1:03.324	+0.374	21.544	18.883	22.897
6	11:49:26.398	1:03.628	+0.545	21.449	19.237	22.942	(3) Dean MacDonald						
7	11:50:30.041	1:03.643	+0.560	21.851	18.759	23.033	1	11:44:15.665	1:19.970	+16.932	37.246	19.374	23.350
8	11:51:33.446	1:03.405	+0.322	21.568	18.822	23.015	2	11:45:19.408	1:03.743	+0.705	21.821	18.914	23.008
9	11:52:36.596	1:03.150	+0.067	21.523	18.657	22.970	3	11:46:22.860	1:03.452	+0.414	21.623	18.836	22.993
10	11:53:39.973	1:03.377	+0.294	21.452	18.994	22.931	4	11:47:25.978	1:03.118	+0.080	21.479	18.758	22.881
(64) Jakob Bezel							5	11:48:29.016	1:03.038		21.528	18.741	22.769
1	11:44:05.479	1:09.151	+5.639	25.632	20.165	23.354	6	11:49:32.254	1:03.238	+0.200	21.598	18.816	22.824
2	11:45:10.755	1:05.276	+1.764	22.299	19.900	23.077	7	11:50:35.369	1:03.115	+0.077	21.490	18.816	22.809
3	11:46:14.932	1:04.177	+0.665	21.848	18.954	23.375	8	11:51:38.630	1:03.261	+0.223	21.449	18.899	22.913
4	11:47:18.444	1:03.512		21.705	18.835	22.972	9	11:52:42.667	1:04.037	+0.999	21.471	19.338	23.228
5	11:48:22.165	1:03.721	+0.209	21.947	18.895	22.879	10	11:53:46.216	1:03.549	+0.511	21.741	18.807	23.001
6	11:49:26.115	1:03.950	+0.438	21.748	19.270	22.932	(52) Alain Delon Thompson						
7	11:50:30.968	1:04.853	+1.341	22.864	18.983	23.006	1	11:44:07.116	1:10.367	+7.268	27.353	19.762	23.252
8	11:51:36.359	1:05.391	+1.879	23.231	19.106	23.054	2	11:45:12.412	1:05.296	+2.197	22.333	19.388	23.575
9	11:52:40.236	1:03.877	+0.365	21.867	18.847	23.163	3	11:46:16.247	1:03.835	+0.736	21.969	18.956	22.910
10	11:53:43.938	1:03.702	+0.190	21.712	18.907	23.083	4	11:47:20.078	1:03.831	+0.732	21.970	18.951	22.910
(16) Nicolas Schoell							5	11:48:23.725	1:03.647	+0.548	21.993	18.844	22.810
1	11:44:06.398	1:09.418	+6.456	26.459	19.676	23.283	6	11:49:27.008	1:03.283	+0.184	21.599	18.880	22.804
2	11:45:11.034	1:04.636	+1.674	22.422	19.192	23.022	7	11:50:31.026	1:04.018	+0.919	22.033	19.013	22.972
3	11:46:15.001	1:03.967	+1.005	22.144	18.783	23.040	8	11:51:34.488	1:03.462	+0.363	21.569	18.776	23.117
4	11:47:18.753	1:03.752	+0.790	21.935	18.749	23.068	9	11:52:37.587	1:03.099		21.426	18.774	22.899
5	11:48:21.715	1:02.962		21.527	18.627	22.808	10	11:53:41.349	1:03.762	+0.663	21.531	19.025	23.206
6	11:49:26.179	1:04.464	+1.502	22.105	19.479	22.880	(46) Scott Symons						
7	11:50:31.347	1:05.168	+2.206	22.669	19.592	22.907	1	11:44:04.968	1:09.045	+5.893	25.879	19.760	23.406
8	11:51:36.239	1:04.892	+1.930	22.239	19.600	23.053	2	11:45:09.367	1:04.399	+1.247	21.977	19.365	23.057
9	11:52:41.160	1:04.921	+1.959	22.580	19.260	23.081	3	11:46:14.574	1:05.207	+2.055	21.916	19.435	23.856
10	11:53:44.604	1:03.444	+0.482	21.551	18.836	23.057	4	11:47:18.035	1:03.461	+0.309	21.626	18.829	23.006
(47) Mark Kimber							5	11:48:21.187	1:03.152		21.522	18.735	22.895
1	11:44:04.268	1:08.747	+5.498	25.521	19.633	23.593	6	11:49:31.159	1:09.972	+6.820	22.608	24.100	23.264
2	11:45:09.219	1:04.951	+1.702	22.583	19.247	23.121	7	11:50:34.714	1:03.555	+0.403	21.571	18.876	23.108
3	11:46:13.661	1:04.442	+1.193	22.001	19.381	23.060	8	11:51:38.560	1:03.846	+0.694	21.961	18.904	22.981
4	11:47:16.910	1:03.249		21.603	18.786	22.860	9	11:52:42.918	1:04.358	+1.206	21.895	19.146	23.317
5	11:48:20.699	1:03.789	+0.540	21.947	18.940	22.902	10	11:53:47.193	1:04.275	+1.123	22.290	18.863	23.122
6	11:49:29.589	1:08.890	+5.641	26.983	19.026	22.881	(73) Kenzo Aerts						
7	11:50:32.850	1:03.261	+0.012	21.541	18.849	22.871	1	11:44:06.778	1:09.729	+6.617	26.310	19.928	23.491
8	11:51:36.775	1:03.925	+0.676	21.990	18.846	23.089	2	11:45:12.012	1:05.234	+2.122	22.373	19.261	23.600
9	11:52:41.615	1:04.840	+1.591	22.187	19.651	23.002	3	11:46:17.603	1:05.591	+2.479	22.304	20.034	23.253
10	11:53:45.220	1:03.605	+0.356	21.668	18.901	23.036	4	11:47:21.229	1:03.626	+0.514	21.884	18.702	23.040
(51) Dikkie van der Wal							5	11:48:25.400	1:04.171	+1.059	22.070	19.083	23.018
1	11:44:08.974	1:12.566	+9.328	29.953	19.404	23.209	6	11:49:30.244	1:04.844	+1.732	22.713	19.062	23.069
2	11:45:13.112	1:04.138	+0.900	22.130	18.995	23.013	7	11:50:33.356	1:03.112		21.343	18.755	23.014
3	11:46:17.071	1:03.959	+0.721	21.950	19.068	22.941	8	11:51:37.306	1:03.950	+0.838	21.703	19.177	23.070
4	11:47:20.438	1:03.367	+0.129	21.579	18.857	22.931	9	11:52:43.250	1:05.944	+2.832	22.010	19.792	24.142
5	11:48:24.521	1:04.083	+0.845	22.472	18.820	22.791	10	11:53:48.518	1:05.268	+2.156	22.555	19.459	23.254
6	11:49:27.759	1:03.238		21.378	19.027	22.833	(76) Manuel Sulaiman						
7	11:50:31.959	1:04.200	+0.962	21.473	19.823	22.904	1	11:44:11.751	1:14.996	+11.520	31.752	19.658	23.586
8	11:51:36.501	1:04.542	+1.304	21.971	19.529	23.042	2	11:45:16.116	1:04.365	+0.889	22.088	19.053	23.224
9	11:52:41.952	1:05.451	+2.213	22.369	20.110	22.972	3	11:46:20.617	1:04.501	+1.025	21.782	19.449	23.270
10	11:53:45.610	1:03.658	+0.420	21.622	19.017	23.019	4	11:47:24.587	1:03.970	+0.494	21.849	19.045	23.076
(32) Lluç Ibanez							5	11:48:28.526	1:03.939	+0.463	21.714	19.061	23.164
1	11:44:09.194	1:13.608	+10.658	31.447	19.164	22.997	6	11:49:32.838	1:04.312	+0.836	21.736	18.999	23.577
2	11:45:13.612	1:04.418	+1.468	22.112	18.942	23.364	7	11:50:36.314	1:03.476		21.523	18.847	23.106
3	11:46:17.641	1:04.029	+1.079	21.717	19.241	23.071	8	11:51:39.987	1:03.673	+0.197	21.642	18.881	23.150
4	11:47:20.591	1:02.950		21.655	18.687	22.608	9	11:52:43.623	1:03.636	+0.160	21.680	18.821	23.135
							10	11:53:48.696	1:05.073	+1.597	22.505	19.237	23.331





Rotax Euro Challenge Salbris/France

Rotax Juniors

Salbris 1,477 Km

Pre-Final

05.04.2015 11:40

Race (10 Laps) started at 11:42:55

Lap	Time of Day	Lap Tm	Diff	S1 Tm	S2 Tm	S3 Tm
(60) Florian Venturi						
1	11:44:19.763	1:24.382	+21.630	41.851	19.258	23.273
2	11:45:23.363	1:03.600	+0.848	21.779	18.887	22.934
3	11:46:26.411	1:03.048	+0.296	21.488	18.715	22.845
4	11:47:29.528	1:03.117	+0.365	21.523	18.715	22.879
5	11:48:32.390	1:02.862	+0.110	21.409	18.736	22.717
6	11:49:35.365	1:02.975	+0.223	21.297	18.798	22.880
7	11:50:38.295	1:02.930	+0.178	21.444	18.699	22.787
8	11:51:41.047	1:02.752		21.324	18.671	22.757
9	11:52:43.806	1:02.759	+0.007	21.249	18.658	22.852
10	11:53:49.133	1:05.327	+2.575	22.737	19.231	23.359

Lap	Time of Day	Lap Tm	Diff	S1 Tm	S2 Tm	S3 Tm
(63) Louis Henkendorf						
1	11:44:15.833	1:19.646	+16.359	36.501	19.445	23.700
2	11:45:19.763	1:03.930	+0.643	21.941	18.948	23.041
3	11:46:23.206	1:03.443	+0.156	21.642	18.859	22.942
4	11:47:26.493	1:03.287		21.631	18.781	22.875
5	11:48:30.059	1:03.566	+0.279	21.717	18.909	22.940
6	11:49:33.650	1:03.591	+0.304	21.732	18.838	23.021
7	11:50:37.174	1:03.524	+0.237	21.719	18.776	23.029
8	11:51:40.607	1:03.433	+0.146	21.598	18.817	23.018
9	11:52:44.344	1:03.737	+0.450	21.608	19.032	23.097
10	11:53:49.393	1:05.049	+1.762	22.161	19.732	23.156

Lap	Time of Day	Lap Tm	Diff	S1 Tm	S2 Tm	S3 Tm
(68) Owen Byatt						
1	11:44:05.932	1:08.535	+4.595	25.159	20.025	23.351
2	11:45:10.517	1:04.585	+0.645	22.227	19.329	23.029
3	11:46:14.835	1:04.318	+0.378	21.848	18.886	23.584
4	11:47:19.336	1:04.501	+0.561	22.310	23.040	23.040
5	11:48:23.276	1:03.940		21.738	19.066	23.136
6	11:49:28.648	1:05.372	+1.432	22.249	19.762	23.361
7	11:50:33.237	1:04.589	+0.649	22.226	19.278	23.085
8	11:51:37.772	1:04.535	+0.595	19.129	23.185	23.185
9	11:52:43.530	1:05.758	+1.818	22.200	20.229	23.329
10	11:53:49.905	1:06.375	+2.435	23.132	19.947	23.296

Lap	Time of Day	Lap Tm	Diff	S1 Tm	S2 Tm	S3 Tm
(23) Enzo Coursimault						
1	11:44:05.322	1:09.620	+6.363	26.111	20.170	23.339
2	11:45:10.888	1:05.566	+2.309	22.218	20.368	22.980
3	11:46:15.772	1:04.884	+1.627	22.785	19.082	23.017
4	11:47:19.917	1:04.145	+0.888	22.265	19.045	22.835
5	11:48:25.491	1:05.574	+2.317	23.511	19.128	22.935
6	11:49:29.348	1:03.857	+0.600	22.031	19.022	22.804
7	11:50:32.605	1:03.257		21.642	18.844	22.771
8	11:51:36.944	1:04.339	+1.082	22.364	19.133	22.842
9	11:52:41.671	1:04.727	+1.470	22.239	19.609	22.879
10	11:53:45.278	1:03.607	+0.350	21.778	19.029	22.800

Lap	Time of Day	Lap Tm	Diff	S1 Tm	S2 Tm	S3 Tm
(27) Ayrtton Simmons						
1	11:44:07.241	1:10.075	+7.041	26.570	20.218	23.287
2	11:45:12.155	1:04.914	+1.880	22.040	19.238	23.636
3	11:46:16.015	1:03.860	+0.826	22.101	18.900	22.859
4	11:47:20.232	1:04.217	+1.183	22.342	18.941	22.934
5	11:48:28.725	1:08.493	+5.459	26.244	19.324	22.925
6	11:49:32.454	1:03.729	+0.695	21.951	18.878	22.900
7	11:50:35.488	1:03.034		21.562	18.700	22.772
8	11:51:38.904	1:03.416	+0.382	21.607	18.931	22.878
9	11:52:42.983	1:04.079	+1.045	21.862	18.986	23.231
10	11:53:49.025	1:06.042	+3.008	22.712	19.932	23.398

Lap	Time of Day	Lap Tm	Diff	S1 Tm	S2 Tm	S3 Tm
(25) Adam Eteki						
1	11:44:21.849	1:25.470	+22.368	43.049	19.199	23.222
2	11:45:25.985	1:04.136	+1.034	22.045	18.969	23.122
3	11:46:29.578	1:03.593	+0.491	21.927	18.812	22.854
4	11:47:32.740	1:03.162	+0.060	21.576	18.787	22.799

Lap	Time of Day	Lap Tm	Diff	S1 Tm	S2 Tm	S3 Tm
5	11:48:35.842	1:03.102		21.638	18.743	22.721
6	11:49:38.995	1:03.153	+0.051	21.522	18.797	22.834
7	11:50:42.718	1:03.723	+0.621	21.601	19.240	22.882
8	11:51:45.886	1:03.168	+0.066	21.550	18.748	22.878
9	11:52:49.484	1:03.598	+0.496	21.519	19.000	23.079
10	11:53:54.156	1:04.672	+1.570	21.845	19.317	23.510

Lap	Time of Day	Lap Tm	Diff	S1 Tm	S2 Tm	S3 Tm
(81) Lauri Leppa						
1	11:44:06.099	1:08.811	+5.296	25.607	19.799	23.405
2	11:45:12.243	1:06.144	+2.629	22.985	19.665	23.494
3	11:46:17.781	1:05.538	+2.023	22.239	20.164	23.135
4	11:47:22.178	1:04.397	+0.882	22.181	18.862	23.354
5	11:48:34.482	1:12.304	+8.789	21.800	27.360	23.144
6	11:49:38.097	1:03.615	+0.100	21.465	18.900	23.250
7	11:50:42.284	1:04.187	+0.672	22.129	18.965	23.093
8	11:51:46.145	1:03.861	+0.346	21.623	18.820	23.418
9	11:52:49.660	1:03.515		21.347	19.082	23.086
10	11:53:54.265	1:04.605	+1.090	21.769	19.294	23.542

Lap	Time of Day	Lap Tm	Diff	S1 Tm	S2 Tm	S3 Tm
(74) Arthur Carbonnel						
1	11:44:18.985	1:22.318	+18.917	39.755	19.348	23.215
2	11:45:23.471	1:04.486	+1.085	21.909	19.044	23.533
3	11:46:27.321	1:03.850	+0.449	21.931	18.967	22.952
4	11:47:31.009	1:03.688	+0.287	21.728	18.899	23.061
5	11:48:34.746	1:03.737	+0.336	21.770	18.993	22.974
6	11:49:38.337	1:03.591	+0.190	21.651	18.987	22.953
7	11:50:43.210	1:04.873	+1.472	21.819	19.982	23.072
8	11:51:46.937	1:03.727	+0.326	21.785	18.989	22.953
9	11:52:50.338	1:03.401		21.616	18.870	22.915
10	11:53:54.491	1:04.153	+0.752	21.747	18.962	23.444

Lap	Time of Day	Lap Tm	Diff	S1 Tm	S2 Tm	S3 Tm
(65) Jean Nomblot						
1	11:44:04.060	1:08.002	+4.769	25.241	19.494	23.267
2	11:45:13.559	1:09.499	+6.266	22.167	19.142	28.190
3	11:46:18.456	1:04.897	+1.664	22.163	19.198	23.536
4	11:47:22.079	1:03.623	+0.390	21.762	18.871	22.990
5	11:48:31.303	1:09.224	+5.991	22.031	24.219	22.974
6	11:49:34.920	1:03.617	+0.384	21.766	18.853	22.998
7	11:50:38.446	1:03.526	+0.293	21.614	18.854	23.058
8	11:51:41.679	1:03.233		21.543	18.836	22.854
9	11:52:44.948	1:03.269	+0.036	21.477	18.782	23.010
10	11:53:49.702	1:04.754	+1.521	21.766	19.753	23.235

Lap	Time of Day	Lap Tm	Diff	S1 Tm	S2 Tm	S3 Tm
(35) Ido Cohen						
1	11:44:04.609	1:08.755	+5.641	25.832	19.587	23.336
2	11:45:09.031	1:04.422	+1.308	22.088	19.076	23.258
3	11:46:14.275	1:05.244	+2.130	22.519	19.484	23.241
4	11:47:17.720	1:03.445	+0.331	21.643	18.799	23.003
5	11:48:20.834	1:03.114		21.494	18.736	22.884
6	11:49:31.577	1:10.743	+7.629	22.914	24.611	23.218
7	11:50:34.802	1:03.225	+0.111	21.485	18.820	22.920
8	11:51:39.084	1:04.282	+1.168	21.695	19.422	23.165
9	11:52:43.318	1:04.234	+1.120	21.890	18.983	23.361
10	11:53:50.539	1:07.221	+4.107	23.153	19.129	24.939

Lap	Time of Day	Lap Tm	Diff	S1 Tm	S2 Tm	S3 Tm
(54) Tom Gamble						
1	11:44:45.142	1:49.839	+46.950	1:07.398	19.210	23.231
2	11:45:49.066	1:03.924	+1.035	21.776	18.940	23.208
3	11:46:52.627	1:03.561	+0.672	21.793	18.626	22.942
4	11:47:55.516	1:02.889		21.429	18.853	22.807
5	11:48:58.442	1:02.926	+0.037	21.422	18.687	22.817
6	11:50:01.479	1:03.037				



Rotax Euro Challenge Salbris/France

Rotax Juniors


Salbris 1,477 Km

Pre-Final

05.04.2015 11:40

Race (10 Laps) started at 11:42:55

Lap	Time of Day	Lap Tm	Diff	S1 Tm	S2 Tm	S3 Tm	Lap	Time of Day	Lap Tm	Diff	S1 Tm	S2 Tm	S3 Tm
(75) Enzo Valente													
1	11:44:08.394	1:12.283	+7.547	27.213	20.992	24.078							
2	11:45:15.465	1:07.071	+2.335	23.576	19.794	23.701							
3	11:46:20.973	1:05.508	+0.772	22.261	19.874	23.373							
4	11:47:25.709	1:04.736		22.132	19.257	23.347							
5	11:48:31.046	1:05.337	+0.601	22.486	19.628	23.223							

Timekeeping M. Wagner:  Clerk of the course Thomas Lainer:
 Steward Horst Seidel: Chief Scrutineer Paul Klaassen:
 Printed: 05.04.2015 12:23:00 posted at: h



Rotax Euro Challenge
 Class: Juniors
 Date/Time: 05.04.2015 14:25

Track: Salbris / France
 Heat: Final
 Laps: 13

Edition 1

Tom Gamble **54** Laps 10
 Tm. 11:18.976

33

Jean Nomblot **65** Laps 10
 Tm. 10:59.399

31

Lauri Leppa **81** Laps 10
 Tm. 10:58.962

29

Ayrton Simmons **27** Laps 10
 Tm. 10:58.722

27

Owen Byatt **68** Laps 10
 Tm. 10:54.602

25

Florian Venturi **60** Laps 10
 Tm. 10:53.830

23

Kenzo Aerts **73** Laps 10
 Tm. 10:53.215

21

Alain Delon Thompson **52** Laps 10
 Tm. 10:51.046

19

Lluc Ibanez **32** Laps 10
 Tm. 10:50.380

17

Mark Kimber **47** Laps 10
 Tm. 10:49.917

15

Jakub Bezel **64** Laps 10
 Tm. 10:48.635

13

Zak Fulk **49** Laps 10
 Tm. 10:44.367

11

Tom Canning **44** Laps 10
 Tm. 10:42.599

9

Axel Charpentier **31** Laps 10
 Tm. 10:41.185

7

Oliver York **24** Laps 10
 Tm. 10:40.124

5

Kiern Jewiss **20** Laps 10
 Tm. 10:39.059

3

Jack McCarthy **8** Laps 10
 Tm. 10:37.820

1

Pole Position

17

Enzo Valente **75** Laps 5
 Tm. 5:35.743

34

16

Ido Cohen **35** Laps 10
 Tm. 11:00.236

32

15

Arthur Carbonnel **74** Laps 10
 Tm. 10:59.188

30

14

Adam Eteki **25** Laps 10
 Tm. 10:58.853

28

13

Enzo Coursimault **23** Laps 10
 Tm. 10:54.975

26

12

Louis Henkefend **63** Laps 10
 Tm. 10:54.090

24

11

Manuel Sulaiman **76** Laps 10
 Tm. 10:53.393

22

10

Scott Symons **46** Laps 10
 Tm. 10:51.890

20

9

Dean MacDonald **3** Laps 10
 Tm. 10:50.913

18

8

Dikkie van der Wal **51** Laps 10
 Tm. 10:50.307

16

7

Nicolas Schoell **16** Laps 10
 Tm. 10:49.301

14

6

Quentin Dupuis **84** Laps 10
 Tm. 10:44.670

12

5

Alex Quinn **5** Laps 10
 Tm. 10:44.063

10

4

Javier Gonzalez **69** Laps 10
 Tm. 10:41.628

8

3

Johnathan Hoggard **78** Laps 10
 Tm. 10:40.633

6

2

Fin Kenneally **34** Laps 10
 Tm. 10:40.055

4

1

Jordan Brown-Nutley **17** Laps 10
 Tm. 10:37.899

2

Row

Clerk of the course Thomas Lainer:
 Stewards (Chairman) Horst Seidel:

Scrutineer Paul Klaassen:
 Timekeeping M. Wagner:



Rotax Euro Challenge Salbris/France

Rotax Juniors

Salbris 1,477 Km

Final

-NEW-

05.04.2015 14:25

Race (13 Laps) started at 14:28:04

Pos	No.	Name	Nat.	Chassis	Race Team	Laps	Total Tm	Diff	Best Tm	In Lap	km/h	Points
1	8	Jack McCarthy	GBR	Tonykart	Strawberry Racing	13	13:43.127		1:02.971	6	84,439	55
2	20	Kiern Jewiss	GBR	Tonykart	Strawberry Racing	13	13:45.728	2.601	1:03.025	9	84,367	52
3	3	Dean MacDonald	GBR	Kosmic	Aim Motorsport	13	13:53.444	10.317	1:02.793	6	84,678	50
4	31	Axel Charpentier	GBR	Tonykart	Strawberry Racing	13	13:53.967	10.840	1:02.662	8	84,855	49
5	5	Alex Quinn	GBR	CRG	CRG SPA	13	13:54.452	11.325	1:02.943	8	84,476	48
6	49	Zak Fulk	GBR	Tonykart	Coles Racing	13	13:55.093	11.966	1:02.585	8	84,960	47
7	25	Adam Eteki	FRA	Tonykart	SG Drivers	13	13:55.549	12.422	1:02.991	6	84,412	46
8	78	Johnathan Hoggard	GBR	Tonykart	KR Sport	13	13:56.705	13.578	1:02.948	8	84,470	45
9	51	Dikkie van der Wal	NLD	Alonso	Team TKP	13	13:56.736	13.609	1:02.813	8	84,651	44
10	44	Tom Canning	GBR	FA Kart	Dan Holland Racing	13	13:57.111	13.984	1:03.008	6	84,389	43
11	54	Tom Gamble	GBR	FA Kart	Dan Holland Racing	13	13:57.196	14.069	1:02.784	7	84,690	42
12	27	Ayrton Simmons	GBR	Tonykart	Coles Racing	13	13:57.456	14.329	1:03.328	8	83,963	41
13	46	Scott Symons	GBR	Tonykart	KR Sport	13	13:57.888	14.761	1:03.031	7	84,358	40
14	64	Jakub Bezel	CZE	MSKart	Bezel Petr	13	13:58.021	14.894	1:03.034	7	84,354	39
15	65	Jean Nombrot	FRA	Sodi	Kart Pro Racing KPR	13	13:58.355	15.228	1:02.982	8	84,424	38
16	81	Lauri Leppa	FIN	Tonykart	VRT	13	13:58.507	15.380	1:03.577	9	83,634	37
17	74	Arthur Carbonnel	FRA	Birelart	Universal Drivers	13	13:58.616	15.489	1:03.340	7	83,947	36
18	69	Javier Gonzalez	MEX	Kosmic	Paul Carr Racing	13	13:59.930	16.803	1:03.023	8	84,369	35
19	35	Ido Cohen	ISR	CRG	CRG SPA	13	14:00.705	17.578	1:03.350	8	83,934	34
20	84	Quentin Dupuis	FRA	Birel	MGT	13	14:00.810	17.683	1:03.393	7	83,877	33
21	68	Owen Byatt	GBR	Kosmic	Aim Motorsport	13	14:01.037	17.910	1:03.773	6	83,377	32
22	60	Florian Venturi	FRA	FA Kart	DSS	13	14:01.092	17.965	1:02.753	8	84,732	31
23	32	Lluc Ibanez	ESP	Kosmic	Binakart	13	14:01.331	18.204	1:02.756	8	84,728	30
24	75	Enzo Valente	FRA	Sodi	Kart Pro Racing KPR	13	14:06.677	23.550	1:03.881	5	83,236	29
25	47	Mark Kimber	GBR	FA Kart	Dan Holland Racing	13	14:06.769	23.642	1:02.809	5	84,657	28
26	73	Kenzo Aerts	BEL	OTK	Daems Racing	13	14:12.122	28.995	1:03.745	11	83,414	27
27	34	Fin Kenneally	GBR	Kosmic	Aim Motorsport	13	14:13.681	30.554	1:02.652	11	84,869	26
28	24	Oliver York	GBR	Kosmic	Aim Motorsport	13	14:15.329	32.202	1:02.721	11	84,775	25
29	16	Nicolas Schoell	AUT	Tonykart	Speedworld Academy	13	14:21.084	37.957	1:03.268	8	84,042	24
30	52	Alain Delon Thompson	ZAF	BirelART	BirelART/KMS	13	14:25.595	42.468	1:02.918	8	84,510	23
31	63	Louis Henkefend	DEU	Alonso	Team TKP	13	14:28.211	45.084	1:03.452	6	83,799	22
32	17	Jordan Brown-Nutley	GBR	Tonykart	CRM	13	14:38.862	55.735	1:03.124	5	84,234	21
33	23	Enzo Coursimault	FRA	Kosmic/Sodika	PKS	4	4:47.128	9 Laps	1:03.215	4	84,113	20
34	76	Manuel Sulaiman	MEX	Tonykart	KR Sport	1	1:14.688	12 Laps	1:13.680	1	72,166	19

Announcements

These results are provisional until the conclusion of any judicial and technical matters!

No. 73 + 47 time penalty 10 sec. / unfair driving

No. 60 + 69 warning board / time penalty 5 sec

Margin of Victory	Ø km/h	Best Lap Tm	km/h	Best Lap by
2.601	83,977	1:02.585	84,960	49 - Zak Fulk

Official Timing www.rgmmc.com

Orbits

Timekeeping M. Wagner:

Clerk of the course Thomas Lainer:

www.mylaps.com

Steward Horst Seidel:

Chief Scrutineer Paul Klaassen:

Licensed to: Motorsport Events

Printed: 05.04.2015 16:12:37

posted at:

h



Rotax Euro Challenge Salbris/France

Rotax Juniors

Salbris 1,477 Km

Final

05.04.2015 14:25

Race (13 Laps) started at 14:28:04

Lap	Time of Day	Lap Tm	Diff	S1 Tm	S2 Tm	S3 Tm	Lap	Time of Day	Lap Tm	Diff	S1 Tm	S2 Tm	S3 Tm
(8) Jack McCarthy													
1	14:29:08.518	1:04.449	+1.478	22.244	18.997	23.208	5	14:33:27.114	1:03.213	+0.270	21.679	18.798	22.736
2	14:30:12.728	1:04.210	+1.239	22.051	19.055	23.104	6	14:34:30.080	1:02.966	+0.023	21.247	18.741	22.978
3	14:31:16.151	1:03.423	+0.452	21.762	18.819	22.842	7	14:35:33.807	1:03.727	+0.784	22.002	18.970	22.755
4	14:32:19.511	1:03.360	+0.389	21.676	18.768	22.916	8	14:36:36.750	1:02.943		21.582	18.683	22.678
5	14:33:22.699	1:03.188	+0.217	21.637	18.713	22.838	9	14:37:39.890	1:03.140	+0.197	21.557	18.763	22.820
6	14:34:25.670	1:02.971		21.439	18.721	22.811	10	14:38:43.593	1:03.703	+0.760	21.509	18.697	23.497
7	14:35:28.660	1:02.990	+0.019	21.511	18.728	22.751	11	14:39:49.088	1:05.495	+2.552	22.932	19.497	23.066
8	14:36:31.647	1:02.987	+0.016	21.384	18.754	22.849	12	14:40:54.280	1:05.192	+2.249	22.004	19.771	23.417
9	14:37:34.618	1:02.971		21.462	18.665	22.844	13	14:41:58.521	1:04.241	+1.298	22.402	18.845	22.994
10	14:38:37.696	1:03.078	+0.107	21.535	18.668	22.875	(69) Javier Gonzalez						
11	14:39:40.808	1:03.112	+0.141	21.486	18.806	22.820	1	14:29:10.505	1:06.164	+3.141	23.555	19.264	23.345
12	14:40:43.981	1:03.173	+0.202	21.463	18.759	22.951	2	14:30:14.684	1:04.179	+1.156	21.938	19.034	23.207
13	14:41:47.196	1:03.215	+0.244	21.470	18.708	23.037	3	14:31:18.403	1:03.719	+0.696	21.669	19.061	22.989
(20) Kiem Jewiss													
1	14:29:09.490	1:05.352	+2.327	23.134	18.976	23.242	4	14:32:21.880	1:03.477	+0.454	21.588	18.799	23.090
2	14:30:13.847	1:04.357	+1.332	22.231	19.018	23.108	5	14:33:25.678	1:03.798	+0.775	21.958	18.835	23.005
3	14:31:17.432	1:03.585	+0.560	21.833	18.821	22.931	6	14:34:28.886	1:03.208	+0.185	21.413	18.741	23.054
4	14:32:20.811	1:03.379	+0.354	21.660	18.729	22.990	7	14:35:32.820	1:03.934	+0.911	22.004	19.012	22.918
5	14:33:23.915	1:03.104	+0.079	21.554	18.743	22.807	8	14:36:35.843	1:03.023		21.383	18.768	22.872
6	14:34:27.124	1:03.209	+0.184	21.651	18.766	22.792	9	14:37:39.367	1:03.524	+0.501	21.924	18.731	22.869
7	14:35:30.272	1:03.148	+0.123	21.602	18.719	22.827	10	14:38:43.504	1:04.137	+1.114	21.416	19.088	23.633
8	14:36:33.337	1:03.065	+0.040	21.470	18.755	22.840	11	14:39:49.598	1:06.094	+3.071	22.758	19.642	23.694
9	14:37:36.362	1:03.025		21.443	18.660	22.922	12	14:40:54.733	1:05.135	+2.112	21.789	19.630	23.716
10	14:38:39.669	1:03.307	+0.282	21.629	18.720	22.958	13	14:41:58.999	1:04.266	+1.243	22.311	18.901	23.054
11	14:39:43.023	1:03.354	+0.329	21.514	18.841	22.999	(49) Zak Fulk						
12	14:40:46.341	1:03.318	+0.293	21.605	18.848	22.865	1	14:29:16.717	1:12.071	+9.486	29.422	19.401	23.248
13	14:41:49.797	1:03.456	+0.431	21.530	18.884	23.042	2	14:30:20.609	1:03.892	+1.307	21.986	18.935	22.971
(3) Dean MacDonald													
1	14:29:12.030	1:07.134	+4.341	24.472	19.260	23.402	3	14:31:24.879	1:04.270	+1.685	21.904	19.511	22.855
2	14:30:16.010	1:03.980	+1.187	21.962	18.996	23.022	4	14:32:28.280	1:03.401	+0.816	21.795	18.791	22.835
3	14:31:19.560	1:03.550	+0.757	21.734	18.929	22.887	5	14:33:31.532	1:03.252	+0.667	21.480	18.833	22.939
4	14:32:23.254	1:03.694	+0.901	21.966	18.760	22.968	6	14:34:34.601	1:03.069	+0.484	21.633	18.680	22.756
5	14:33:26.363	1:03.109	+0.316	21.615	18.685	22.809	7	14:35:37.246	1:02.645	+0.060	21.391	18.591	22.663
6	14:34:29.156	1:02.793		21.377	18.675	22.741	8	14:36:39.831	1:02.585		21.370	18.620	22.595
7	14:35:32.536	1:03.380	+0.587	21.843	18.702	22.835	9	14:37:42.534	1:02.703	+0.118	21.463	18.641	22.599
8	14:36:35.629	1:03.093	+0.300	21.457	18.724	22.912	10	14:38:45.343	1:02.809	+0.224	21.402	18.645	22.762
9	14:37:38.725	1:03.096	+0.303	21.503	18.702	22.891	11	14:39:50.153	1:04.810	+2.225	22.586	18.933	23.291
10	14:38:43.282	1:04.557	+1.764	21.849	18.983	23.725	12	14:40:54.467	1:04.314	+1.729	22.075	19.112	23.127
11	14:39:48.547	1:05.265	+2.472	22.858	19.292	23.115	13	14:41:59.162	1:04.695	+2.110	22.890	18.945	22.860
12	14:40:53.544	1:04.997	+2.204	22.332	19.492	23.173	(25) Adam Eteki						
13	14:41:57.513	1:03.969	+1.176	21.867	18.898	23.204	1	14:29:12.832	1:07.017	+4.026	24.033	19.617	23.367
(31) Axel Charpentier													
1	14:29:11.060	1:06.786	+4.124	24.397	19.209	23.180	2	14:30:17.157	1:04.325	+1.334	22.216	19.021	23.088
2	14:30:15.708	1:04.648	+1.986	22.493	19.098	23.057	3	14:31:20.824	1:03.667	+0.676	21.825	18.911	22.931
3	14:31:19.297	1:03.589	+0.927	21.869	18.876	22.844	4	14:32:24.663	1:03.839	+0.848	21.842	18.966	23.031
4	14:32:23.832	1:04.535	+1.873	22.384	18.983	23.168	5	14:33:27.962	1:03.299	+0.308	21.808	18.826	22.665
5	14:33:26.923	1:03.091	+0.429	21.675	18.677	22.739	6	14:34:30.953	1:02.991		21.531	18.703	22.757
6	14:34:29.726	1:02.803	+0.141	21.292	18.722	22.789	7	14:35:34.052	1:03.099	+0.108	21.673	18.713	22.713
7	14:35:33.258	1:03.532	+0.870	21.978	18.810	22.744	8	14:36:37.910	1:03.858	+0.867	21.939	18.764	23.155
8	14:36:35.920	1:02.662		21.336	18.657	22.669	9	14:37:41.059	1:03.149	+0.158	21.523	18.816	22.810
9	14:37:38.953	1:03.033	+0.371	21.590	18.654	22.789	10	14:38:44.073	1:03.014	+0.023	21.536	18.673	22.805
10	14:38:43.347	1:04.394	+1.732	21.578	19.207	23.609	11	14:39:49.879	1:05.806	+2.815	22.955	19.584	23.267
11	14:39:48.738	1:05.391	+2.729	22.851	19.582	22.958	12	14:40:54.389	1:04.510	+1.519	21.765	19.475	23.270
12	14:40:54.111	1:05.373	+2.711	22.195	19.760	23.418	13	14:41:59.618	1:05.229	+2.238	23.159	19.162	22.908
13	14:41:58.036	1:03.925	+1.263	21.962	18.887	23.076	(78) Johnathan Hoggard						
(5) Alex Quinn													
1	14:29:10.840	1:06.285	+3.342	23.829	19.181	23.275	1	14:29:10.276	1:06.006	+3.058	23.417	19.214	23.375
2	14:30:15.853	1:05.013	+2.070	22.579	19.112	23.322	2	14:30:14.865	1:04.589	+1.641	22.449	19.001	23.139
3	14:31:19.184	1:03.331	+0.388	21.614	18.847	22.870	3	14:31:18.195	1:03.330	+0.382	21.553	18.748	23.029
4	14:32:23.901	1:04.717	+1.774	22.303	19.028	23.386	4	14:32:22.076	1:03.881	+0.933	21.923	18.846	23.112
(69) Javier Gonzalez													
5	14:33:26.322	1:04.246	+1.298	21.712	19.042	23.492	5	14:33:26.322	1:04.246	+1.298	21.712	19.042	23.492
6	14:34:30.016	1:03.694	+0.746	21.714	18.774	23.206	6	14:34:30.016	1:03.694	+0.746	21.714	18.774	23.206
7	14:35:33.601	1:03.585	+0.637	21.803	18.897	22.885	7	14:35:33.601	1:03.585	+0.637	21.803	18.897	22.885
8	14:36:36.549	1:02.948		21.364	18.703	22.881	8	14:36:36.549	1:02.948		21.364	18.703	22.881
9	14:37:40.148	1:03.599	+0.651	21.857	18.789	22.953	9	14:37:40.148	1:03.599	+0.651	21.857	18.789	22.953
10	14:38:43.807	1:03.659	+0.711	21.418	18.732	23.509	10	14:38:43.807	1:03.659	+0.711	21.418	18.732	23.509

Timekeeping M. Wagner:

Clerk of the course Thomas Lainer:

Steward Horst Seidel:

Chief Scrutineer Paul Klaassen:





Rotax Euro Challenge Salbris/France

Rotax Juniors

Salbris 1,477 Km

Final

05.04.2015 14:25

Race (13 Laps) started at 14:28:04

Lap	Time of Day	Lap Tm	Diff	S1 Tm	S2 Tm	S3 Tm	Lap	Time of Day	Lap Tm	Diff	S1 Tm	S2 Tm	S3 Tm
11	14:39:50.108	1:06.301	+3.353	23.157	19.561	23.583	2	14:30:17.844	1:04.205	+1.174	22.024	19.017	23.164
12	14:40:54.852	1:04.744	+1.796	22.318	19.081	23.345	3	14:31:21.775	1:03.931	+0.900	21.831	19.101	22.999
13	14:42:00.774	1:05.922	+2.974	22.838	19.270	23.814	4	14:32:25.446	1:03.671	+0.640	21.832	18.824	23.015
(51) Dikkie van der Wal							5	14:33:28.571	1:03.125	+0.094	21.535	18.703	22.887
1	14:29:15.782	1:10.951	+8.138	27.164	20.366	23.421	6	14:34:31.691	1:03.120	+0.089	21.526	18.739	22.855
2	14:30:19.739	1:03.957	+1.144	22.029	18.911	23.017	7	14:35:34.722	1:03.031		21.403	18.749	22.879
3	14:31:24.141	1:04.402	+1.589	22.441	19.042	22.919	8	14:36:38.054	1:03.332	+0.301	21.520	18.850	22.962
4	14:32:27.402	1:03.261	+0.448	21.605	18.835	22.821	9	14:37:41.276	1:03.222	+0.191	21.542	18.778	22.902
5	14:33:30.657	1:03.255	+0.442	21.862	18.741	22.652	10	14:38:44.441	1:03.165	+0.134	21.435	18.782	22.948
6	14:34:33.647	1:02.990	+0.177	21.528	18.762	22.700	11	14:39:53.046	1:08.605	+5.574	26.565	19.127	22.913
7	14:35:36.683	1:03.036	+0.223	21.447	18.914	22.675	12	14:40:57.192	1:04.146	+1.115	22.354	18.910	22.882
8	14:36:39.496	1:02.813		21.424	18.701	22.688	13	14:42:01.957	1:04.765	+1.734	21.888	19.614	23.263
9	14:37:43.396	1:03.900	+1.087	22.009	19.078	22.813	(64) Jakub Bezel						
10	14:38:46.460	1:03.064	+0.251	21.514	18.720	22.830	1	14:29:13.718	1:09.001	+5.967	26.172	19.492	23.337
11	14:39:50.513	1:04.053	+1.240	21.679	19.018	23.356	2	14:30:18.031	1:04.313	+1.279	22.158	19.148	23.007
12	14:40:56.263	1:05.750	+2.937	23.795	19.026	22.929	3	14:31:21.956	1:03.925	+0.891	21.790	19.083	23.052
13	14:42:00.805	1:04.542	+1.729	21.722	19.271	23.549	4	14:32:25.618	1:03.662	+0.628	21.917	18.785	22.960
(44) Tom Canning							5	14:33:28.800	1:03.182	+0.148	21.567	18.797	22.818
1	14:29:10.673	1:06.225	+3.217	23.675	19.269	23.281	6	14:34:31.916	1:03.116	+0.082	21.543	18.739	22.834
2	14:30:15.421	1:04.748	+1.740	22.516	19.126	23.106	7	14:35:34.950	1:03.034		21.535	18.792	22.707
3	14:31:18.866	1:03.445	+0.437	21.748	18.804	22.893	8	14:36:38.224	1:03.274	+0.240	21.570	18.803	22.901
4	14:32:22.173	1:03.307	+0.299	21.539	18.819	22.949	9	14:37:41.835	1:03.611	+0.577	21.882	18.849	22.880
5	14:33:25.927	1:03.754	+0.746	21.913	18.889	22.952	10	14:38:45.005	1:03.170	+0.136	21.508	18.756	22.906
6	14:34:28.935	1:03.008		21.336	22.899	22.899	11	14:39:53.348	1:08.343	+5.309	25.824	19.622	22.897
7	14:35:33.974	1:05.039	+2.031	23.295	18.928	22.816	12	14:40:57.610	1:04.262	+1.228	22.413	19.023	22.826
8	14:36:38.282	1:04.308	+1.300	22.095	18.868	23.345	13	14:42:02.090	1:04.480	+1.446	22.032	19.256	23.192
9	14:37:41.679	1:03.397	+0.389	21.760	18.740	22.897	(65) Jean Nornblot						
10	14:38:44.726	1:03.047	+0.039	21.372	18.767	22.908	1	14:29:16.100	1:09.648	+6.666	26.895	19.330	23.423
11	14:39:52.394	1:07.668	+4.660	25.315	19.237	23.116	2	14:30:20.222	1:04.122	+1.140	22.027	19.054	23.041
12	14:40:56.632	1:04.238	+1.230	22.030	19.232	22.976	3	14:31:25.057	1:04.835	+1.853	22.054	19.577	23.204
13	14:42:01.180	1:04.548	+1.540	22.130	19.220	23.198	4	14:32:29.047	1:03.990	+1.008	21.805	19.156	23.029
(54) Tom Gamble							5	14:33:32.356	1:03.309	+0.327	21.610	18.761	22.938
1	14:29:15.537	1:08.968	+6.184	25.198	20.410	23.360	6	14:34:35.601	1:03.245	+0.263	21.671	18.755	22.819
2	14:30:19.239	1:03.702	+0.918	21.916	18.877	22.909	7	14:35:38.749	1:03.148	+0.166	21.701	18.691	22.756
3	14:31:25.285	1:06.046	+3.262	22.833	20.191	23.022	8	14:36:41.731	1:02.982		21.540	18.705	22.737
4	14:32:28.699	1:03.414	+0.630	21.622	18.835	22.957	9	14:37:44.814	1:03.083	+0.101	21.653	18.685	22.745
5	14:33:31.740	1:03.041	+0.257	21.565	18.718	22.758	10	14:38:48.187	1:03.373	+0.391	21.540	18.857	22.976
6	14:34:35.157	1:03.417	+0.633	21.873	18.691	22.853	11	14:39:52.567	1:04.380	+1.398	22.578	18.956	22.846
7	14:35:37.941	1:02.784		21.363	18.667	22.754	12	14:40:57.339	1:04.772	+1.790	23.002	18.993	22.777
8	14:36:40.915	1:02.974	+0.190	21.518	18.673	22.783	13	14:42:02.424	1:05.085	+2.103	22.130	19.628	23.327
9	14:37:43.988	1:03.073	+0.289	21.609	18.705	22.759	(81) Lauri Leppa						
10	14:38:46.997	1:03.009	+0.225	21.309	18.888	22.812	1	14:29:14.751	1:08.456	+4.879	24.953	19.870	23.633
11	14:39:50.622	1:03.625	+0.841	21.657	18.799	23.169	2	14:30:18.959	1:04.208	+0.631	21.987	19.089	23.132
12	14:40:56.790	1:06.168	+3.384	23.658	19.484	23.026	3	14:31:23.116	1:04.157	+0.580	22.109	18.970	23.078
13	14:42:01.265	1:04.475	+1.691	22.162	19.275	23.038	4	14:32:27.726	1:04.610	+1.033	22.062	19.544	23.004
(27) Ayrton Simmons							5	14:33:31.495	1:03.769	+0.192	21.846	18.887	23.036
1	14:29:14.174	1:07.957	+4.629	24.892	19.857	23.208	6	14:34:35.547	1:04.052	+0.475	22.186	18.854	23.012
2	14:30:18.540	1:04.366	+1.038	22.000	19.187	23.179	7	14:35:39.187	1:03.640	+0.063	21.910	18.871	22.859
3	14:31:22.489	1:03.949	+0.621	21.946	19.018	22.985	8	14:36:42.828	1:03.641	+0.064	21.711	18.857	23.073
4	14:32:26.700	1:04.211	+0.883	22.057	19.198	22.956	9	14:37:46.405	1:03.577		21.651	18.877	23.049
5	14:33:30.379	1:03.679	+0.351	21.744	19.141	22.794	10	14:38:50.074	1:03.669	+0.092	21.594	18.870	23.205
6	14:34:33.999	1:03.620	+0.292	21.774	19.010	22.836	11	14:39:54.397	1:04.323	+0.746	22.093	19.311	22.919
7	14:35:37.405	1:03.406	+0.078	21.659	18.812	22.935	12	14:40:58.072	1:03.675	+0.098	21.529	19.099	23.047
8	14:36:40.733	1:03.328		21.599	18.786	22.943	13	14:42:02.576	1:04.504	+0.927	22.091	19.081	23.332
9	14:37:44.525	1:03.792	+0.464	22.018	18.889	22.885	(74) Arthur Carbonnel						
10	14:38:48.345	1:03.820	+0.492	21.650	18.866	23.304	1	14:29:15.289	1:09.233	+5.893	25.541	20.317	23.375
11	14:39:52.952	1:04.607	+1.279	22.548	19.059	23.000	2	14:30:20.536	1:05.247	+1.907	22.507	19.549	23.191
12	14:40:57.033	1:04.081	+0.753	22.213	18.969	22.899	3	14:31:25.550	1:05.014	+1.674	22.158	19.684	23.172
13	14:42:01.525	1:04.492	+1.164	21.988	19.451	23.053	4	14:32:29.536	1:03.986	+0.646	21.908	19.030	23.048
(46) Scott Symons							5	14:33:33.150	1:03.614	+0.274	21.856	18.854	22.904
1	14:29:13.639	1:08.697	+5.666	25.795	19.533	23.369	6	14:34:36.571	1:03.421	+0.081	21.807	18.798	22.816
							7	14:35:39.911	1:03.340		21.615	18.826	22.899



Rotax Euro Challenge Salbris/France

Rotax Juniors

Salbris 1,477 Km

Final

05.04.2015 14:25

Race (13 Laps) started at 14:28:04

Lap	Time of Day	Lap Tm	Diff	S1 Tm	S2 Tm	S3 Tm	Lap	Time of Day	Lap Tm	Diff	S1 Tm	S2 Tm	S3 Tm
(35) Ido Cohen							(32) Lluc Ibanez						
1	14:29:17.289	1:10.886	+7.536	27.411	19.953	23.522	1	14:29:27.506	1:22.290	+19.534	39.699	19.303	23.288
2	14:30:21.724	1:04.435	+1.085	22.163	19.083	23.189	2	14:30:31.450	1:03.944	+1.188	22.073	18.833	23.038
3	14:31:25.942	1:04.218	+0.868	21.999	19.054	23.165	3	14:31:35.005	1:03.555	+0.799	21.887	18.761	22.907
4	14:32:30.255	1:04.313	+0.963	22.137	19.025	23.151	4	14:32:38.730	1:03.725	+0.969	21.827	18.935	22.963
5	14:33:33.840	1:03.585	+0.235	21.724	18.865	22.996	5	14:33:41.930	1:03.200	+0.444	21.693	18.624	22.883
6	14:34:37.488	1:03.648	+0.298	21.707	18.910	23.031	6	14:34:44.851	1:02.921	+0.165	21.495	18.614	22.812
7	14:35:40.952	1:03.464	+0.114	21.616	18.835	23.013	7	14:35:47.824	1:02.973	+0.217	21.608	18.604	22.761
8	14:36:44.302	1:03.350		21.642	18.821	22.887	8	14:36:50.580	1:02.756		21.531	18.560	22.665
9	14:37:48.273	1:03.971	+0.621	22.019	18.848	23.104	9	14:37:53.465	1:02.885	+0.129	21.499	18.572	22.814
10	14:38:52.171	1:03.898	+0.548	21.788	18.936	23.174	10	14:38:56.554	1:03.089	+0.333	21.575	18.649	22.865
11	14:39:56.223	1:04.052	+0.702	22.018	18.918	23.116	11	14:39:59.425	1:02.871	+0.115	21.493	18.666	22.712
12	14:41:00.620	1:04.397	+1.047	22.088	19.253	23.056	12	14:41:02.231	1:02.806	+0.050	21.492	18.610	22.704
13	14:42:04.774	1:04.154	+0.804	21.890	18.960	23.304	13	14:42:05.400	1:03.169	+0.413	21.666	18.678	22.825
(84) Quentin Dupuis							(75) Enzo Valente						
1	14:29:16.398	1:11.767	+8.374	26.521	21.230	24.016	1	14:29:19.266	1:12.604	+8.723	29.687	19.584	23.333
2	14:30:21.526	1:05.128	+1.735	22.286	19.349	23.493	2	14:30:24.899	1:05.633	+1.752	21.962	19.464	24.207
3	14:31:26.417	1:04.891	+1.498	22.473	19.222	23.196	3	14:31:29.251	1:04.352	+0.471	22.112	19.096	23.144
4	14:32:30.565	1:04.148	+0.755	21.877	19.143	23.128	4	14:32:33.350	1:04.099	+0.218	22.027	18.945	23.127
5	14:33:34.316	1:03.751	+0.358	21.800	18.930	23.021	5	14:33:37.231	1:03.881		21.909	18.960	23.012
6	14:34:37.856	1:03.540	+0.147	21.698	18.910	22.932	6	14:34:41.193	1:03.962	+0.081	21.909	18.982	23.071
7	14:35:41.249	1:03.393		21.615	18.866	22.912	7	14:35:45.130	1:03.937	+0.056	21.849	19.064	23.024
8	14:36:44.801	1:03.552	+0.159	21.683	18.908	22.961	8	14:36:49.175	1:04.045	+0.164	21.918	18.984	23.143
9	14:37:48.854	1:04.053	+0.660	21.988	18.846	23.219	9	14:37:53.273	1:04.098	+0.217	21.931	19.025	23.142
10	14:38:52.800	1:03.946	+0.553	21.683	19.114	23.149	10	14:38:57.797	1:04.524	+0.643	22.281	19.040	23.203
11	14:39:56.437	1:03.637	+0.244	21.751	19.005	22.881	11	14:40:01.886	1:04.089	+0.208	21.945	19.014	23.130
12	14:41:00.436	1:03.999	+0.606	21.880	19.095	23.024	12	14:41:06.235	1:04.349	+0.468	22.028	19.027	23.294
13	14:42:04.879	1:04.443	+1.050	22.200	19.010	23.233	13	14:42:10.746	1:04.511	+0.630	22.066	19.103	23.342
(68) Owen Byatt							(47) Mark Kimber						
1	14:29:13.269	1:07.192	+3.419	24.080	19.485	23.627	1	14:29:15.199	1:10.192	+7.383	26.476	20.267	23.449
2	14:30:17.777	1:04.508	+0.735	22.123	19.141	23.244	2	14:30:19.131	1:03.932	+1.123	21.971	18.954	23.007
3	14:31:22.301	1:04.524	+0.751	21.836	19.472	23.216	3	14:31:23.663	1:04.532	+1.723	22.612	18.943	22.977
4	14:32:27.080	1:04.779	+1.006	22.594	19.150	23.035	4	14:32:27.213	1:03.550	+0.741	21.544	19.125	22.881
5	14:33:32.610	1:05.530	+1.757	22.449	19.771	23.310	5	14:33:30.022	1:02.809		21.374	18.780	22.655
6	14:34:36.383	1:03.773		21.672	18.982	23.119	6	14:34:33.269	1:03.247	+0.438	21.656	18.815	22.776
7	14:35:40.204	1:03.821	+0.048	21.587	18.902	23.332	7	14:35:36.257	1:02.988	+0.179	21.550	18.717	22.721
8	14:36:44.072	1:03.868	+0.095	21.695	18.985	23.188	8	14:36:39.206	1:02.949	+0.140	21.446	18.758	22.745
9	14:37:48.652	1:04.580	+0.807	22.360	19.052	23.168	9	14:37:42.229	1:03.023	+0.214	21.514	18.719	22.790
10	14:38:52.977	1:04.325	+0.552	21.699	19.443	23.183	10	14:38:45.226	1:02.997	+0.188	21.445	18.694	22.858
11	14:39:56.890	1:03.913	+0.140	21.823	19.064	23.026	11	14:39:50.433	1:05.207	+2.398	22.270	19.204	23.733
12	14:41:00.852	1:03.962	+0.189	21.701	19.159	23.102	12	14:40:55.688	1:05.255	+2.446	22.961	19.224	23.070
13	14:42:05.106	1:04.254	+0.481	21.946	19.111	23.197	13	14:42:00.838	1:05.150	+2.341	22.213	19.649	23.288
(60) Florian Venturi							(73) Kenzo Aerts						
1	14:29:14.617	1:08.950	+6.197	25.669	19.948	23.333	1	14:29:13.432	1:08.008	+4.263	24.283	19.840	23.885
2	14:30:18.861	1:04.244	+1.491	21.956	19.012	23.276	2	14:30:18.491	1:05.059	+1.314	22.164	19.688	23.207
3	14:31:22.676	1:03.815	+1.062	22.008	18.884	22.923	3	14:31:25.838	1:07.347	+3.602	24.233	19.847	23.267
4	14:32:26.397	1:03.721	+0.968	21.912	18.883	22.926	4	14:32:31.037	1:05.199	+1.454	22.427	19.406	23.366
5	14:33:29.750	1:03.353	+0.600	21.621	18.857	22.875	5	14:33:34.870	1:03.833	+0.088	21.715	18.958	23.160
6	14:34:33.420	1:03.670	+0.917	22.138	18.830	22.702	6	14:34:38.857	1:03.987	+0.242	21.729	18.946	23.312
7	14:35:36.938	1:03.518	+0.765	21.738	19.068	22.712	7	14:35:42.611	1:03.754	+0.009	21.687	18.939	23.128
8	14:36:39.691	1:02.753		21.348	18.733	22.672	8	14:36:46.404	1:03.793	+0.048	21.653	19.002	23.138
9	14:37:43.727	1:04.036	+1.283	21.573	19.559	22.904	9	14:37:50.621	1:04.217	+0.472	21.936	18.931	23.350
10	14:38:46.837	1:03.110	+0.357	21.400	18.823	22.887	10	14:38:54.607	1:03.986	+0.241	21.746	18.988	23.252
11	14:39:50.704	1:03.867	+1.114	22.082	18.806	22.979	11	14:39:58.352	1:03.745		21.805	18.887	23.053
12	14:40:54.928	1:04.224	+1.471	22.235	18.937	23.052	12	14:41:02.162	1:03.810	+0.065	21.838	18.958	23.014
13	14:42:00.161	1:05.233	+2.480	22.822	19.404	23.007	13	14:42:06.191	1:04.029	+0.284	21.973	18.926	23.130
(34) Fin Kenneally							(47) Mark Kimber						
1	14:29:39.677	1:35.467	+32.815	52.866			1	14:29:15.199	1:10.192	+7.383	26.476	20.267	23.449
2	14:30:43.451	1:03.774	+1.122	21.802			2	14:30:19.131	1:03.932	+1.123	21.971	18.954	23.007
3	14:31:46.810	1:03.359	+0.707	21.708			3	14:31:23.663	1:04.532	+1.723	22.612	18.943	22.977
4	14:32:50.012	1:03.202	+0.550	21.659			4	14:32:27.213	1:03.550	+0.741	21.544	19.125	22.881

Timekeeping M. Wagner: Clerk of the course Thomas Lainer:

Steward Horst Seidel: Chief Scrutineer Paul Klaassen:





Rotax Euro Challenge Salbris/France

Rotax Juniors

Salbris 1,477 Km

Final

05.04.2015 14:25

Race (13 Laps) started at 14:28:04

Lap	Time of Day	Lap Tm	Diff	S1 Tm	S2 Tm	S3 Tm	Lap	Time of Day	Lap Tm	Diff	S1 Tm	S2 Tm	S3 Tm
5	14:33:53.028	1:03.016	+0.364	21.525	18.684	22.807	11	14:40:24.351	1:03.527	+0.075	21.707	18.774	23.046
6	14:34:55.989	1:02.961	+0.309	21.558	18.678	22.725	12	14:41:28.293	1:03.942	+0.490	21.837	18.910	23.195
7	14:35:59.119	1:03.130	+0.478	21.417	18.701	23.012	13	14:42:32.280	1:03.987	+0.535	21.899	18.892	23.196
8	14:37:02.038	1:02.919	+0.267	21.416	18.727	22.776	(17) Jordan Brown-Nutley						
9	14:38:04.813	1:02.775	+0.123	21.334	18.724	22.717	1	14:30:02.297	1:58.165	+55.041	1:15.221	19.518	23.426
10	14:39:07.623	1:02.810	+0.158	21.257	18.700	22.853	2	14:31:06.324	1:04.027	+0.903	21.888	18.944	23.195
11	14:40:10.275	1:02.652		21.315	18.667	22.670	3	14:32:09.971	1:03.647	+0.523	21.748	18.825	23.074
12	14:41:13.154	1:02.879	+0.227	21.419	18.701	22.759	4	14:33:13.289	1:03.318	+0.194	21.635	18.748	22.935
13	14:42:17.750	1:04.596	+1.944	21.836	19.516	23.244	5	14:34:16.413	1:03.124		21.576	18.655	22.893
(24) Oliver York						6	14:35:19.574	1:03.161	+0.037	21.524	18.738	22.899	
1	14:29:39.389	1:35.180	+32.459	52.256	19.525	23.399	7	14:36:22.752	1:03.178	+0.054	21.491	18.765	22.922
2	14:30:43.294	1:03.905	+1.184	21.949	18.943	23.013	8	14:37:26.025	1:03.273	+0.149	21.604	18.762	22.907
3	14:31:46.978	1:03.684	+0.963	21.929	18.802	22.953	9	14:38:29.270	1:03.245	+0.121	21.554	18.708	22.983
4	14:32:50.129	1:03.151	+0.430	21.585	18.797	22.769	10	14:39:32.681	1:03.411	+0.287	21.500	18.912	22.999
5	14:33:53.262	1:03.133	+0.412	21.682	18.719	22.732	11	14:40:35.839	1:03.158	+0.034	21.451	18.808	22.899
6	14:34:56.135	1:02.873	+0.152	21.525	18.661	22.687	12	14:41:39.356	1:03.517	+0.393	21.525	18.818	23.174
7	14:35:58.973	1:02.838	+0.117	21.438	18.676	22.724	13	14:42:42.931	1:03.575	+0.451	21.623	18.774	23.178
8	14:37:01.832	1:02.859	+0.138	21.503	18.549	22.807	(23) Enzo Coursimault						
9	14:38:04.602	1:02.770	+0.049	21.418	18.651	22.701	1	14:29:40.358	1:34.870	+31.655	52.323	19.323	23.224
10	14:39:07.436	1:02.834	+0.113	21.410	18.623	22.801	2	14:30:44.356	1:03.998	+0.783	21.939	18.944	23.115
11	14:40:10.157	1:02.721		21.442	18.550	22.729	3	14:31:47.982	1:03.626	+0.411	21.891	18.841	22.894
12	14:41:12.976	1:02.819	+0.098	21.389	18.655	22.775	4	14:32:51.197	1:03.215		21.696	18.708	22.811
13	14:42:19.398	1:06.422	+3.701	21.899	20.141	24.382	(76) Manuel Sulaiman						
(16) Nicolas Schoell						1	14:29:18.757	1:13.680		30.335	19.615	23.730	
1	14:29:42.138	1:37.350	+34.082	54.648	19.456	23.246							
2	14:30:46.013	1:03.875	+0.607	21.863	18.960	23.052							
3	14:31:49.802	1:03.789	+0.521	21.796	18.977	23.016							
4	14:32:53.267	1:03.465	+0.197	21.654	18.863	22.948							
5	14:33:56.808	1:03.541	+0.273	21.746	18.851	22.944							
6	14:35:00.131	1:03.323	+0.055	21.662	18.789	22.872							
7	14:36:03.769	1:03.638	+0.370	21.710	18.852	23.076							
8	14:37:07.037	1:03.268		21.562	18.756	22.950							
9	14:38:10.489	1:03.452	+0.184	21.591	18.867	22.994							
10	14:39:13.912	1:03.423	+0.155	21.677	18.741	23.005							
11	14:40:17.281	1:03.369	+0.101	21.546	18.818	23.005							
12	14:41:21.230	1:03.949	+0.681	21.870	18.945	23.134							
13	14:42:25.153	1:03.923	+0.655	21.752	18.963	23.208							
(52) Alain Delon Thompson						1	14:29:14.066	1:08.752	+5.834	25.773	19.652	23.327	
2	14:30:18.685	1:04.619	+1.701	22.240	19.156	23.223							
3	14:31:23.174	1:04.489	+1.571	22.649	18.842	22.998							
4	14:32:26.844	1:03.670	+0.752	21.770	18.925	22.975							
5	14:33:29.915	1:03.071	+0.153	21.677	18.682	22.712							
6	14:34:33.128	1:03.213	+0.295	21.609	18.762	22.842							
7	14:35:36.140	1:03.012	+0.094	21.495	18.729	22.788							
8	14:36:39.058	1:02.918		21.435	18.697	22.786							
9	14:37:42.447	1:03.389	+0.471	21.764	18.857	22.768							
10	14:38:45.882	1:03.435	+0.517	21.699	18.794	22.942							
11	14:39:50.318	1:04.436	+1.518	22.015	19.119	23.302							
12	14:41:24.281	1:33.963	+31.045	49.306	20.422	24.235							
13	14:42:29.664	1:05.383	+2.465	22.405	19.439	23.539							
(63) Louis Henkefend						1	14:29:47.293	1:41.982	+38.530	59.091	19.516	23.375	
2	14:30:51.694	1:04.401	+0.949	22.134	18.963	23.304							
3	14:31:55.572	1:03.878	+0.426	21.854	18.846	23.178							
4	14:32:59.240	1:03.668	+0.216	21.786	18.818	23.064							
5	14:34:02.827	1:03.587	+0.135	21.784	18.774	23.029							
6	14:35:06.279	1:03.452		21.649	18.785	23.018							
7	14:36:09.731	1:03.452		21.615	18.777	23.060							
8	14:37:13.220	1:03.489	+0.037	21.688	18.812	22.989							
9	14:38:16.975	1:03.755	+0.303	21.692	18.866	23.197							
10	14:39:20.824	1:03.849	+0.397	21.824	18.924	23.101							

Timekeeping M. Wagner: Clerk of the course Thomas Lainer:

Steward Horst Seidel: Chief Scrutineer Paul Klaassen:





Rotax Euro Challenge Salbris/France

Rotax DD2 Salbris 1,477 Km

Free Practice 1 odd no. 03.04.2015 11:40

Practice (7:00 Time) started at 11:40:00

Pos	No.	Name	Nat.	Chassis	Race Team	Laps	Best Tm	Diff	Gap	In Lap	km/h
1	639	Henrique Baptista	PRT	FA Kart	Dan Holland Racing	7	1:00.225			4	88,289
2	609	Kevin Ludi	CHE	Kosmic	Spirit Racing	6	1:00.409	0.184	0.184	3	88,020
3	657	Mats van den Brand	NLD	DR	VPDR	6	1:00.447	0.222	0.038	4	87,965
4	619	Marcel Schirmer	DEU	Tonykart	RS Competition	6	1:00.467	0.242	0.020	5	87,936
5	647	Arnaud Kozlinski	FRA	Sodikart	Sodikart	5	1:00.546	0.321	0.079	3	87,821
6	613	Ferenc Kancsar	HUN	BirelART	BirelART/KMS	7	1:00.579	0.354	0.033	4	87,773
7	669	Constantin Schoell	AUT	Tonykart	Strawberry Racing	6	1:00.736	0.511	0.157	6	87,546
8	627	Kawase Tomokazu (M)	JPN	TBA	Uniq Racing Team	7	1:00.817	0.592	0.081	5	87,430
9	605	Filippos Kalesis	GRC	Flandria Kart	Team Flandria Kart	6	1:00.913	0.688	0.096	3	87,292
10	653	Henrijs Grube	LVA	Sodikart	RB Sports	7	1:00.915	0.690	0.002	6	87,289
11	641	Tamsin Germain (M)	GBR	CRG	DG Racing	7	1:01.057	0.832	0.142	4	87,086
12	629	Igor Mukhin (M)	RUS	CRG	CRG S.P.A.	7	1:01.068	0.843	0.011	6	87,070
13	625	Marc Berteaux (M)	FRA	Birel Art	Sologne Sport Tech	7	1:01.071	0.846	0.003	4	87,066
14	649	Martins Lapins	LVA	Flandria Kart	Team Flandria Kart	6	1:01.080	0.855	0.009	4	87,053
15	615	Maxi Fleischmann	DEU	Praga	Rotax Praga Racing Team	6	1:01.116	0.891	0.036	4	87,002
16	645	Uldis Timaks (M)	LVA	Tonykart	Uldis Timaks	3	1:01.423	1.198	0.307	1	86,567
17	637	Max Hofer	AUT	Ricciardo Kart	Speedworld	6	1:01.444	1.219	0.021	6	86,537
18	655	Christophe Adams (M)	FRA	BirelArt	BirelART/KMS	6	1:01.501	1.276	0.057	6	86,457
19	651	Steve Bull	GBR	Tonykart	Screenvyn	6	1:01.967	1.742	0.466	4	85,807
20	699	Geza Fodor (M)	HUN	Ricciardo Kart	Ricciardo/KMS	5	1:02.018	1.793	0.051	4	85,736
21	643	Marcel Steinert	DEU	Kosmic	Ratisbona Motorsport	6	1:02.717	2.492	0.699	6	84,781

Announcements

No 45 without transponder / timed by photocell

Timekeeping M. Wagner: Clerk of the course Thomas Lainer:

Steward Horst Seidel: Chief Scrutineer Paul Klaassen:

Printed: 03.04.2015 11:49:34 posted at: h





Rotax Euro Challenge Salbris/France

Rotax DD2

Salbris 1,477 Km

Free Practice 1 odd no.

03.04.2015 11:40

Practice (7:00 Time) started at 11:40:00

Lap	Time of Day	Lap Tm	Diff	S1 Tm	S2 Tm	S3 Tm
(639) Henrique Baptista						
1	11:41:46.544	1:03.947	+3.722	22.566	19.041	22.340
2	11:42:47.716	1:01.172	+0.947	21.053	18.241	21.878
3	11:43:48.243	1:00.527	+0.302	20.614	18.085	21.828
4	11:44:48.468	1:00.225		20.416	18.044	21.765
5	11:45:48.778	1:00.310	+0.085	20.407	18.101	21.802
6	11:46:49.092	1:00.314	+0.089			
7	11:47:49.679	1:00.587	+0.362			

Lap	Time of Day	Lap Tm	Diff	S1 Tm	S2 Tm	S3 Tm
(605) Filippos Kalesis						
1	11:42:03.660	1:04.261	+3.348	22.707	19.032	22.522
2	11:43:04.964	1:01.304	+0.391	20.700	18.349	22.255
3	11:44:05.877	1:00.913		20.706	18.314	21.893
4	11:45:07.028	1:01.151	+0.238	21.024	18.188	21.939
5	11:46:08.041	1:01.013	+0.100	20.788		
6	11:47:09.825	1:01.784	+0.871			

(609) Kevin Ludi						
1	11:42:04.556	1:06.116	+5.707	24.040	19.611	22.465
2	11:43:05.569	1:01.013	+0.604	20.749	18.234	22.030
3	11:44:05.978	1:00.409		20.464	18.242	21.703
4	11:45:06.415	1:00.437	+0.028	20.398	18.250	21.789
5	11:46:06.855	1:00.440	+0.031	20.577		
6	11:47:07.415	1:00.560	+0.151			

(653) Henrijs Grube						
1	11:41:39.455	1:04.316	+3.401	22.513	19.079	22.724
2	11:42:41.506	1:02.051	+1.136	21.155	18.447	22.449
3	11:43:42.951	1:01.445	+0.530	21.064	18.258	22.123
4	11:44:44.208	1:01.257	+0.342	20.787	18.343	22.127
5	11:45:45.495	1:01.287	+0.372	20.781	18.304	22.202
6	11:46:46.410	1:00.915				
7	11:47:47.540	1:01.130	+0.215			

(657) Mats van den Brand						
1	11:42:10.693	1:05.005	+4.558	22.720	19.491	22.794
2	11:43:11.900	1:01.207	+0.760	20.769	18.409	22.029
3	11:44:12.470	1:00.570	+0.123	20.499	18.203	21.868
4	11:45:12.917	1:00.447		20.397	18.098	21.952
5	11:46:13.600	1:00.683	+0.236			
6	11:47:14.185	1:00.585	+0.138			

(641) Tamsin Germain (M)						
1	11:41:50.208	1:05.499	+4.442	23.110	19.415	22.974
2	11:42:52.327	1:02.119	+1.062	21.257	18.446	22.416
3	11:43:54.039	1:01.712	+0.655	20.994	18.534	22.184
4	11:44:55.096	1:01.057		20.661	18.333	22.063
5	11:45:56.622	1:01.526	+0.469	20.837		
6	11:46:57.844	1:01.222	+0.165			
7	11:47:59.110	1:01.266	+0.209			

(619) Marcel Schirmer						
1	11:41:44.191	1:04.148	+3.681	22.516	18.974	22.658
2	11:42:46.307	1:02.116	+1.649	21.640	18.383	22.093
3	11:43:47.203	1:00.896	+0.429	20.719	18.217	21.960
4	11:44:47.764	1:00.561	+0.094	20.504	18.188	21.869
5	11:45:48.231	1:00.467		20.504	18.130	21.833
6	11:46:48.731	1:00.500	+0.033			

(629) Igor Mukhin (M)						
1	11:41:49.860	1:07.987	+6.919	24.665	19.869	23.453
2	11:42:53.135	1:03.275	+2.207	21.923	18.813	22.539
3	11:43:54.704	1:01.569	+0.501	20.795	18.319	22.455
4	11:44:56.327	1:01.623	+0.555	20.921	18.481	22.221
5	11:45:57.445	1:01.118	+0.050	20.712		
6	11:46:58.513	1:01.068				
7	11:47:59.712	1:01.199	+0.131			

(647) Arnaud Kozlinski						
1	11:42:02.284	1:06.021	+5.475	24.197	19.288	22.536
2	11:43:03.907	1:01.623	+1.077	20.773	18.848	22.002
3	11:44:04.453	1:00.546		20.702	18.056	21.788
4	11:45:05.046	1:00.593	+0.047	20.534	18.338	21.721
5	11:46:05.702	1:00.656	+0.110	20.455		

(625) Marc Berteaux (M)						
1	11:41:47.965	1:06.352	+5.281	23.226	19.773	23.353
2	11:42:51.100	1:03.135	+2.064	22.228	18.571	22.336
3	11:43:52.701	1:01.601	+0.530	21.078	18.362	22.161
4	11:44:53.772	1:01.071		20.730	18.265	22.076
5	11:45:54.983	1:01.211	+0.140	20.824		
6	11:46:56.246	1:01.263	+0.192			
7	11:47:57.547	1:01.301	+0.230			

(613) Ferenc Kancsar						
1	11:41:44.523	1:03.433	+2.854	22.256	18.761	22.416
2	11:42:46.133	1:01.610	+1.031	21.137	18.347	22.126
3	11:43:47.660	1:01.527	+0.948	20.730	18.719	22.078
4	11:44:48.239	1:00.579		20.564	18.136	21.879
5	11:45:49.171	1:00.932	+0.353	20.590	18.472	21.870
6	11:46:49.754	1:00.583	+0.004			
7	11:47:50.608	1:00.854	+0.275			

(649) Martins Lapins						
1	11:42:00.870	1:06.035	+4.955	23.905	19.460	22.670
2	11:43:03.581	1:02.711	+1.631	21.666	18.715	22.330
3	11:44:05.284	1:01.703	+0.623	21.288	18.309	22.106
4	11:45:06.364	1:01.080		20.755	18.305	22.020
5	11:46:07.628	1:01.264	+0.184	21.048		
6	11:47:09.126	1:01.498	+0.418			

(669) Constantin Schoell						
1	11:42:03.293	1:05.983	+5.247	23.653	19.676	22.654
2	11:43:05.220	1:01.927	+1.191	20.914	18.760	22.253
3	11:44:06.515	1:01.295	+0.559	20.657	18.527	22.111
4	11:45:07.301	1:00.786	+0.050	20.546	18.368	21.872
5	11:46:08.137	1:00.836	+0.100	20.709		
6	11:47:08.873	1:00.736				

(615) Maxi Fleischmann						
1	11:41:48.086	1:04.908	+3.792	23.088	19.162	22.658
2	11:42:50.479	1:02.393	+1.277	21.309	18.709	22.375
3	11:43:51.854	1:01.375	+0.259	20.863	18.437	22.075
4	11:44:52.970	1:01.116		20.730	18.341	22.045
5	11:46:06.127	1:13.157	+12.041	29.488		
6	11:47:07.747	1:01.620	+0.504			

(627) Kawase Tomokazu (M)						
1	11:41:45.604	1:04.388	+3.571	22.640	19.031	22.717
2	11:42:47.510	1:01.906	+1.089	21.125	18.462	22.319
3	11:43:49.212	1:01.702	+0.885	21.286	18.313	22.103
4	11:44:50.168	1:00.956	+0.139	20.711	18.165	22.080
5	11:45:50.985	1:00.817		20.597	18.267	21.953
6	11:46:51.940	1:00.955	+0.138			
7	11:47:53.044	1:01.104	+0.287			

(645) Uldis Timaks (M)						
1	11:44:54.517	1:01.423				
2	11:45:56.003	1:01.486	+0.063			
3	11:46:57.477	1:01.474	+0.051			

Timekeeping M. Wagner:  Clerk of the course Thomas Lainer:

Steward Horst Seidel: Chief Scrutineer Paul Klaassen:





Rotax Euro Challenge Salbris/France

Rotax DD2

Salbris 1,477 Km

Free Practice 1 odd no.

03.04.2015 11:40

Practice (7:00 Time) started at 11:40:00

Lap	Time of Day	Lap Tm	Diff	S1 Tm	S2 Tm	S3 Tm	Lap	Time of Day	Lap Tm	Diff	S1 Tm	S2 Tm	S3 Tm
(637) Max Hofer													
1	11:42:00.549	1:06.005	+4.561	23.588	19.600	22.817							
2	11:43:02.826	1:02.277	+0.833	21.320	18.551	22.406							
3	11:44:04.374	1:01.548	+0.104	21.019	18.362	22.167							
4	11:45:06.208	1:01.834	+0.390	21.314	18.346	22.174							
5	11:46:08.661	1:02.453	+1.009	21.757									
6	11:47:10.105	1:01.444											
(655) Christophe Adams (M)													
1	11:41:54.987	1:07.422	+5.921	23.992	19.907	23.523							
2	11:42:58.773	1:03.786	+2.285	22.359	18.935	22.492							
3	11:44:01.095	1:02.322	+0.821	21.301	18.709	22.312							
4	11:45:08.285	1:07.190	+5.689	22.709	21.907	22.574							
5	11:46:10.110	1:01.825	+0.324	21.282									
6	11:47:11.611	1:01.501											
(651) Steve Bull													
1	11:41:53.551	1:06.373	+4.406	23.635	19.626	23.112							
2	11:43:00.377	1:06.826	+4.859	24.784	19.368	22.674							
3	11:44:02.704	1:02.327	+0.360	21.289	18.637	22.401							
4	11:45:04.671	1:01.967		21.106	18.552	22.309							
5	11:46:06.880	1:02.209	+0.242	21.285									
6	11:47:09.729	1:02.849	+0.882										
(699) Geza Fodor (M)													
1	11:41:54.327	1:07.277	+5.259	23.620	20.330	23.327							
2	11:42:59.358	1:05.031	+3.013	22.510	19.827	22.694							
3	11:44:01.990	1:02.632	+0.614	21.425	18.698	22.509							
4	11:45:04.008	1:02.018		21.054	18.534	22.430							
5	11:46:06.508	1:02.500	+0.482	20.917									
(643) Marcel Steinert													
1	11:42:00.099	1:12.898	+10.181	26.791	21.433	24.674							
2	11:43:06.145	1:06.046	+3.329	22.392	19.612	24.042							
3	11:44:09.758	1:03.613	+0.896	21.766	18.920	22.927							
4	11:45:12.860	1:03.102	+0.385	21.566	18.755	22.781							
5	11:46:15.782	1:02.922	+0.205										
6	11:47:18.499	1:02.717											



Rotax Euro Challenge Salbris/France

Rotax DD2 Salbris 1,477 Km

Free Practice 1 even no. 03.04.2015 11:50

Practice (7:00 Time) started at 11:50:02

Pos	No.	Name	Nat.	Chassis	Race Team	Laps	Best Tm	Diff	Gap	In Lap	km/h
1	628	Paolo DeConto	ITA	CRG	CRG S.P.A.	6	1:00.269			6	88,224
2	660	Barrie Pullinger	GBR	FA Kart	Dan Holland Racing	6	1:00.293	0.024	0.024	6	88,189
3	662	Rasmus Markkanen	FIN	Tonykart	VRT	6	1:00.315	0.046	0.022	6	88,157
4	606	Anthony Abbasse	FRA	Sodikart	Sodikart	6	1:00.421	0.152	0.106	6	88,003
5	624	Haralds Garkaklis	LVA	Flandria Kart	Flandria Kart	7	1:00.450	0.181	0.029	6	87,960
6	634	Oriol Dalmau	ESP	Tonykart	MDC Racing	7	1:00.530	0.261	0.080	7	87,844
7	648	Roope Markkanen	FIN	Tonykart	VRT	6	1:00.532	0.263	0.002	5	87,841
8	646	Alexis Coursault	FRA	Birelart	Sologne Sport Tech	7	1:00.564	0.295	0.032	7	87,795
9	622	Marc Lupfer	DEU	Tonykart	Ratisbona Motorsport	6	1:00.668	0.399	0.104	6	87,644
10	656	Lorenzo van Riet	NLD	Formula K	Brand Racing	7	1:00.849	0.580	0.181	7	87,384
11	616	Luka Kamali	DEU	CRG	CRG S.P.A.	6	1:00.860	0.591	0.011	6	87,368
12	644	Dimitris Vasileris	GRC	Tonykart	Prt Motorsport	6	1:00.864	0.595	0.004	6	87,362
13	654	Alessio Curto	DEU	Praga	Mtec Praga Racing	6	1:00.940	0.671	0.076	5	87,253
14	658	Fabienne Lanz	ZAF	Formula K	Brand Racing	6	1:00.952	0.683	0.012	6	87,236
15	642	Ernestis Veismanis	LVA	Tonykart	Jurmala/Papas Racing	6	1:01.159	0.890	0.207	6	86,941
16	640	Sascha Pio Haida	DEU	Birelart	JLC Racing Team	7	1:01.287	1.018	0.128	5	86,759
17	652	Ilja Aloskins (M)	LVA	Sodikart	RB Sports	6	1:01.683	1.414	0.396	4	86,202
18	618	Philipp Seewer	CHE	Kosmic	Spirit Racing	3	1:02.348	2.079	0.665	2	85,283
19	650	Ronald Billings (M)	GBR	Tonykart	Screenvyn	4	1:02.703	2.434	0.355	4	84,800

Timekeeping M. Wagner: Clerk of the course Thomas Lainer:

Steward Horst Seidel: Chief Scrutineer Paul Klaassen:





Rotax Euro Challenge Salbris/France

Rotax DD2

Salbris 1,477 Km

Free Practice 1 even no.

03.04.2015 11:50

Practice (7:00 Time) started at 11:50:02

Lap	Time of Day	Lap Tm	Diff	S1 Tm	S2 Tm	S3 Tm	Lap	Time of Day	Lap Tm	Diff	S1 Tm	S2 Tm	S3 Tm							
(628) Paolo DeConto							(622) Marc Lupfer													
1	11:52:14.596	1:11.775	+11.506				1	11:51:47.919	1:06.153	+5.485										
2	11:53:22.685	1:08.089	+7.820				2	11:52:50.278	1:02.359	+1.691										
3	11:54:24.025	1:01.340	+1.071				3	11:53:51.673	1:01.395	+0.727										
4	11:55:24.675	1:00.650	+0.381				4	11:54:52.719	1:01.046	+0.378										
5	11:56:24.990	1:00.315	+0.046				5	11:55:53.673	1:00.954	+0.286										
6	11:57:25.259	1:00.269					6	11:56:54.341	1:00.668											
(660) Barrie Pullinger							(656) Lorenzo van Riet													
1	11:52:01.590	1:05.895	+5.602				1	11:51:41.635	1:03.798	+2.949										
2	11:53:02.957	1:01.367	+1.074				2	11:52:43.534	1:01.899	+1.050										
3	11:54:03.627	1:00.670	+0.377				3	11:53:47.192	1:03.658	+2.809										
4	11:55:04.321	1:00.694	+0.401				4	11:54:48.295	1:01.103	+0.254										
5	11:56:04.776	1:00.455	+0.162				5	11:55:49.411	1:01.116	+0.267										
6	11:57:05.069	1:00.293					6	11:56:50.363	1:00.952	+0.103										
(662) Rasmus Markkanen							(616) Luka Kamali													
1	11:52:03.574	1:03.937	+3.622				1	11:52:04.016	1:09.562	+8.702										
2	11:53:05.134	1:01.560	+1.245				2	11:53:06.517	1:02.501	+1.641										
3	11:54:06.155	1:01.021	+0.706				3	11:54:07.949	1:01.432	+0.572										
4	11:55:07.200	1:01.045	+0.730				4	11:55:09.092	1:01.143	+0.283										
5	11:56:07.817	1:00.617	+0.302				5	11:56:10.074	1:00.982	+0.122										
6	11:57:08.132	1:00.315					6	11:57:10.934	1:00.860											
(606) Anthony Abbasse							(644) Dimitris Vasileris													
1	11:52:16.367	1:08.910	+8.489				1	11:52:17.166	1:13.470	+12.606										
2	11:53:17.746	1:01.379	+0.958				2	11:53:19.145	1:01.979	+1.115										
3	11:54:18.388	1:00.642	+0.221				3	11:54:20.446	1:01.301	+0.437										
4	11:55:18.837	1:00.449	+0.028				4	11:55:21.360	1:00.914	+0.050										
5	11:56:19.393	1:00.556	+0.135				5	11:56:22.382	1:01.022	+0.158										
6	11:57:19.814	1:00.421					6	11:57:23.246	1:00.864											
(624) Haralds Garkaklis							(654) Alessio Curto													
1	11:51:49.511	1:04.530	+4.080				1	11:51:49.861	1:09.078	+8.138										
2	11:52:51.112	1:01.601	+1.151				2	11:52:55.781	1:05.920	+4.980										
3	11:53:52.600	1:01.488	+1.038				3	11:53:57.842	1:02.061	+1.121										
4	11:54:53.308	1:00.708	+0.258				4	11:54:58.861	1:01.019	+0.079										
5	11:55:53.986	1:00.678	+0.228				5	11:55:59.801	1:00.940											
6	11:56:54.436	1:00.450					6	11:57:00.919	1:01.118	+0.178										
7	11:57:55.177	1:00.741	+0.291				(658) Fabienne Lanz													
(634) Oriol Dalmau							1	11:51:48.753	1:05.513	+4.561										
1	11:51:50.901	1:04.327	+3.797				2	11:52:50.918	1:02.165	+1.213										
2	11:52:52.629	1:01.728	+1.198				3	11:53:52.919	1:02.001	+1.049										
3	11:53:53.457	1:00.828	+0.298				4	11:54:54.030	1:01.111	+0.159										
4	11:54:54.232	1:00.775	+0.245				5	11:55:55.625	1:01.595	+0.643										
5	11:55:54.920	1:00.688	+0.158				6	11:56:56.577	1:00.952											
6	11:56:55.607	1:00.687	+0.157				(642) Ernests Veismanis													
7	11:57:56.137	1:00.530					1	11:51:57.618	1:10.688	+9.529										
(648) Roope Markkanen							2	11:53:04.143	1:06.525	+5.366										
1	11:52:03.457	1:04.323	+3.791				3	11:54:06.707	1:02.564	+1.405										
2	11:53:04.925	1:01.468	+0.936				4	11:55:08.162	1:01.455	+0.296										
3	11:54:06.049	1:01.124	+0.592				5	11:56:09.539	1:01.377	+0.218										
4	11:55:07.814	1:01.765	+1.233				6	11:57:10.698	1:01.159											
5	11:56:08.346	1:00.532					(640) Sascha Pio Haida													
6	11:57:08.879	1:00.533	+0.001				1	11:51:48.215	1:06.077	+4.790										
(646) Alexis Coursault							2	11:52:50.783	1:02.568	+1.281										
1	11:51:40.400	1:03.204	+2.640				3	11:53:53.139	1:02.356	+1.069										
2	11:52:41.486	1:01.086	+0.522				4	11:54:54.822	1:01.683	+0.396										
3	11:53:42.487	1:01.001	+0.437				5	11:55:56.109	1:01.287											
4	11:54:43.213	1:00.726	+0.162				6	11:56:57.465	1:01.356	+0.069										
5	11:55:43.841	1:00.628	+0.064																	
6	11:56:44.497	1:00.656	+0.092																	

Timekeeping M. Wagner: Clerk of the course Thomas Lainer:

Steward Horst Seidel: Chief Scrutineer Paul Klaassen:





Rotax Euro Challenge Salbris/France

Rotax DD2

Salbris 1,477 Km

Free Practice 1 even no.

03.04.2015 11:50

Practice (7:00 Time) started at 11:50:02

Lap	Time of Day	Lap Tm	Diff	S1 Tm	S2 Tm	S3 Tm	Lap	Time of Day	Lap Tm	Diff	S1 Tm	S2 Tm	S3 Tm
7	11:57:58.814	1:01.349	+0.062										
(652) Ilja Aloskins (M)													
1	11:51:50.041	1:07.546	+5.863										
2	11:52:53.619	1:03.578	+1.895										
3	11:53:55.712	1:02.093	+0.410										
4	11:54:57.395	1:01.683											
5	11:55:59.233	1:01.838	+0.155										
6	11:57:01.228	1:01.995	+0.312										
(618) Philipp Seewer													
1	11:51:49.183	1:05.743	+3.395										
2	11:52:51.531	1:02.348											
3	11:54:22.435	1:30.904	+28.556										
(650) Ronald Billings (M)													
1	11:52:17.449	1:12.496	+9.793										
2	11:53:21.459	1:04.010	+1.307										
3	11:54:24.408	1:02.949	+0.246										
4	11:55:27.111	1:02.703											

Timekeeping M. Wagner: Clerk of the course Thomas Lainer:

Steward Horst Seidel: Chief Scrutineer Paul Klaassen:





Rotax Euro Challenge Salbris/France

Rotax DD2 Salbris 1,477 Km

Free Practice 2 odd no. 03.04.2015 12:40

Practice (7:00 Time) started at 12:40:00

Pos	No.	Name	Nat.	Chassis	Race Team	Laps	Best Tm	Diff	Gap	In Lap	km/h
1	647	Arnaud Kozlinski	FRA	Sodikart	Sodikart	4	59.540			4	89,305
2	613	Ferenc Kancsar	HUN	BirelART	BirelART/KMS	5	59.676	0.136	0.136	3	89,101
3	657	Mats van den Brand	NLD	DR	VPDR	5	59.767	0.227	0.091	5	88,965
4	609	Kevin Ludi	CHE	Kosmic	Spirit Racing	5	59.768	0.228	0.001	5	88,964
5	619	Marcel Schirmer	DEU	Tonykart	RS Competition	6	59.841	0.301	0.073	4	88,855
6	669	Constantin Schoell	AUT	Tonykart	Strawberry Racing	6	59.955	0.415	0.114	6	88,687
7	639	Henrique Baptista	PRT	FA Kart	Dan Holland Racing	6	1:00.052	0.512	0.097	4	88,543
8	605	Filippos Kalesis	GRC	Flandria Kart	Team Flandria Kart	4	1:00.160	0.620	0.108	4	88,384
9	649	Martins Lapins	LVA	Flandria Kart	Team Flandria Kart	6	1:00.288	0.748	0.128	4	88,197
10	641	Tamsin Germain (M)	GBR	CRG	DG Racing	6	1:00.391	0.851	0.103	4	88,046
11	627	Kawase Tomokazu (M)	JPN	TBA	Uniq Racing Team	7	1:00.473	0.933	0.082	6	87,927
12	651	Steve Bull	GBR	Tonykart	Screenvyn	7	1:00.481	0.941	0.008	6	87,915
13	637	Max Hofer	AUT	Ricciardo Kart	Speedworld	6	1:00.489	0.949	0.008	4	87,904
14	615	Maxi Fleischmann	DEU	Praga	Rotax Praga Racing Team	5	1:00.516	0.976	0.027	5	87,864
15	625	Marc Berteaux (M)	FRA	Birel Art	Sologne Sport Tech	7	1:00.710	1.170	0.194	6	87,584
16	629	Igor Mukhin (M)	RUS	CRG	CRG S.P.A.	6	1:00.758	1.218	0.048	6	87,514
17	645	Uldis Timaks (M)	LVA	Tonykart	Uldis Timaks	7	1:00.829	1.289	0.071	5	87,412
18	653	Henrijs Grube	LVA	Sodikart	RB Sports	7	1:01.143	1.603	0.314	4	86,963
19	699	Geza Fodor (M)	HUN	Ricciardo Kart	Ricciardo/KMS	6	1:01.202	1.662	0.059	4	86,880
20	655	Christophe Adams (M)	FRA	BirelArt	BirelART/KMS	5	1:01.534	1.994	0.332	5	86,411
21	643	Marcel Steinert	DEU	Kosmic	Ratisbona Motorsport	6	1:02.247	2.707	0.713	4	85,421

Timekeeping M. Wagner: Clerk of the course Thomas Lainer:

Steward Horst Seidel: Chief Scrutineer Paul Klaassen:





Rotax Euro Challenge Salbris/France

Rotax DD2

Salbris 1,477 Km

Free Practice 2 odd no.

03.04.2015 12:40

Practice (7:00 Time) started at 12:40:00

Lap	Time of Day	Lap Tm	Diff	S1 Tm	S2 Tm	S3 Tm	Lap	Time of Day	Lap Tm	Diff	S1 Tm	S2 Tm	S3 Tm
(647) Arnaud Kozlinski							(641) Tamsin Germain (M)						
1	12:42:42.621	1:09.255	+9.715	24.011	22.282	22.962	1	12:42:21.733	1:06.440	+6.049	23.791	19.654	22.995
2	12:43:43.616	1:00.995	+1.455	20.897	18.170	21.928	2	12:43:23.910	1:02.177	+1.786	21.365	18.572	22.240
3	12:44:43.529	59.913	+0.373	20.402	17.870	21.641	3	12:44:25.149	1:01.239	+0.848	20.611	18.330	22.298
4	12:45:43.069	59.540		20.162	17.859	21.519	4	12:45:25.540	1:00.391		20.445	18.075	21.871
							5	12:46:26.021	1:00.481	+0.090	20.407	18.104	21.970
							6	12:47:26.721	1:00.700	+0.309	20.659	18.075	21.966
(613) Ferenc Kancsar							(627) Kawase Tomokazu (M)						
1	12:43:09.370	1:05.667	+5.991	23.559	19.430	22.678	1	12:41:57.997	1:11.324	+10.851	28.339	19.991	22.994
2	12:44:09.983	1:00.613	+0.937	20.636	18.185	21.792	2	12:42:59.742	1:01.745	+1.272	21.189	18.451	22.105
3	12:45:09.659	59.676		20.279	17.802	21.595	3	12:44:00.658	1:00.916	+0.443	20.793	18.112	22.011
4	12:46:09.467	59.808	+0.132	20.372	17.890	21.546	4	12:45:01.215	1:00.557	+0.084	20.662	18.105	21.790
5	12:47:09.378	59.911	+0.235	20.358	17.883	21.670	5	12:46:01.824	1:00.609	+0.136	20.410	18.185	22.014
							6	12:47:02.297	1:00.473		20.596	18.059	21.818
							7	12:48:02.847	1:00.550	+0.077	20.574	18.058	21.918
(657) Mats van den Brand							(651) Steve Bull						
1	12:42:46.868	1:16.918	+17.151	28.076	24.181	24.661	1	12:41:56.971	1:05.361	+4.880	23.487	19.245	22.629
2	12:43:48.283	1:01.415	+1.648	20.980	18.461	21.974	2	12:42:58.441	1:01.470	+0.989	20.920	18.461	22.089
3	12:44:48.566	1:00.283	+0.516	20.412	18.032	21.839	3	12:43:59.144	1:00.703	+0.222	20.705	18.113	21.885
4	12:45:48.419	59.853	+0.086	20.348	17.929	21.576	4	12:44:59.773	1:00.629	+0.148	20.520	18.231	21.878
5	12:46:48.186	59.767		20.254	17.916	21.597	5	12:46:00.746	1:00.973	+0.492	20.531	18.373	22.069
							6	12:47:01.227	1:00.481		20.444	18.087	21.950
							7	12:48:02.005	1:00.778	+0.297	20.583	18.114	22.081
(609) Kevin Ludi							(637) Max Hofer						
1	12:42:40.669	1:09.394	+9.626	24.098	22.430	22.866	1	12:42:25.832	1:06.414	+5.925	23.666	19.639	23.109
2	12:43:41.562	1:00.893	+1.125	20.847	18.168	21.878	2	12:43:27.569	1:01.737	+1.248	21.189	18.385	22.163
3	12:44:41.628	1:00.066	+0.298	20.432	17.955	21.679	3	12:44:28.262	1:00.693	+0.204	20.666	18.077	21.950
4	12:45:41.520	59.892	+0.124	20.349	17.954	21.589	4	12:45:28.751	1:00.489		20.682	17.956	21.851
5	12:46:41.288	59.768		20.297	17.891	21.580	5	12:46:29.381	1:00.630	+0.141	20.672	18.037	21.921
							6	12:47:30.585	1:01.204	+0.715	20.965	18.336	21.903
(619) Marcel Schirmer							(615) Maxi Fleischmann						
1	12:42:30.988	1:10.893	+11.052	26.764	20.598	23.531	1	12:42:32.090	1:11.277	+10.761	27.058	20.463	23.756
2	12:43:33.134	1:02.146	+2.305	21.389	18.632	22.125	2	12:43:34.070	1:01.980	+1.464	21.207	18.537	22.236
3	12:44:33.596	1:00.462	+0.621	20.620	18.127	21.715	3	12:44:35.307	1:01.237	+0.721	20.837	18.292	22.108
4	12:45:33.437	59.841		20.318	17.963	21.560	4	12:45:35.968	1:00.661	+0.145	20.573	18.155	21.933
5	12:46:33.982	1:00.545	+0.704	20.208	18.270	22.067	5	12:46:36.484	1:00.516		20.473	18.148	21.895
6	12:47:33.951	59.969	+0.128	20.364	17.952	21.653							
(669) Constantin Schoell							(625) Marc Berteaux (M)						
1	12:42:25.438	1:06.513	+6.558	23.974	19.710	22.829	1	12:41:56.111	1:08.809	+8.099	26.234	19.435	23.140
2	12:43:26.633	1:01.195	+1.240	20.970	18.245	21.980	2	12:42:57.782	1:01.671	+0.961	20.998	18.331	22.342
3	12:44:27.224	1:00.591	+0.636	20.477	18.226	21.888	3	12:43:58.749	1:00.967	+0.257	20.774	18.171	22.022
4	12:45:27.393	1:00.169	+0.214	20.351	18.088	21.730	4	12:44:59.548	1:00.799	+0.089	20.667	18.138	21.994
5	12:46:27.495	1:00.102	+0.147	20.349	17.999	21.754	5	12:46:00.957	1:01.409	+0.699	20.708	18.564	22.137
6	12:47:27.450	59.955		20.332	17.979	21.644	6	12:47:01.667	1:00.710		20.649	18.096	21.965
							7	12:48:02.530	1:00.863	+0.153	20.710	18.116	22.037
(639) Henrique Baptista							(629) Igor Mukhin (M)						
1	12:42:43.883	1:24.220	+24.168	33.602	26.874	23.744	1	12:41:59.676	1:12.765	+12.007	28.994	20.156	23.615
2	12:43:45.451	1:01.568	+1.516	21.004	18.395	22.169	2	12:43:02.003	1:02.327	+1.569	21.528	18.499	22.300
3	12:44:45.648	1:00.197	+0.145	20.427	17.999	21.771	3	12:44:03.586	1:01.583	+0.825	20.971	18.538	22.074
4	12:45:45.700	1:00.052		20.328	17.906	21.818	4	12:45:04.596	1:01.010	+0.252	20.600	18.297	22.113
5	12:46:46.119	1:00.419	+0.367	20.313	17.869	22.237	5	12:46:05.377	1:00.781	+0.023	20.617	18.256	21.908
6	12:47:46.299	1:00.180	+0.128	20.373	17.952	21.855	6	12:47:06.135	1:00.758		20.526	18.207	22.025
(605) Filippos Kalesis							(645) Uldis Timaks (M)						
1	12:44:23.885	1:04.586	+4.426	23.147	19.071	22.368	1	12:41:56.567	1:09.121	+8.292	26.361	19.672	23.088
2	12:45:24.610	1:00.725	+0.565	20.603	18.220	21.902	2	12:42:59.003	1:02.436	+1.607	21.072	18.953	22.411
3	12:46:24.916	1:00.306	+0.146	20.426	18.067	21.813	3	12:43:59.946	1:00.943	+0.114	20.715	18.270	21.958
4	12:47:25.076	1:00.160		20.339	17.974	21.847	4	12:45:00.797	1:00.851	+0.022	20.635	18.200	22.016
							5	12:46:01.626	1:00.829		20.624	18.247	21.958
							6	12:47:02.952	1:01.326	+0.497	21.044	18.239	22.043
							7	12:48:03.972	1:01.020	+0.191	20.735	18.234	22.051
(649) Martins Lapins													
1	12:42:26.044	1:06.254	+5.966	23.812	19.565	22.877							
2	12:43:27.725	1:01.681	+1.393	21.030	18.594	22.057							
3	12:44:28.872	1:01.147	+0.859	20.674	18.355	22.118							
4	12:45:29.160	1:00.288		20.492	18.055	21.741							
5	12:46:29.483	1:00.323	+0.035	20.387	18.097	21.839							
6	12:47:30.314	1:00.831	+0.543	20.810	18.120	21.901							

Timekeeping M. Wagner: Clerk of the course Thomas Lainer:

Steward Horst Seidel: Chief Scrutineer Paul Klaassen:





Rotax Euro Challenge Salbris/France

Rotax DD2

Salbris 1,477 Km

Free Practice 2 odd no.

03.04.2015 12:40

Practice (7:00 Time) started at 12:40:00

Lap	Time of Day	Lap Tm	Diff	S1 Tm	S2 Tm	S3 Tm	Lap	Time of Day	Lap Tm	Diff	S1 Tm	S2 Tm	S3 Tm
(653) Henrijs Grube													
1	12:41:52.811	1:08.693	+7.550	23.844	20.626	24.223							
2	12:42:55.508	1:02.697	+1.554	21.548	18.602	22.547							
3	12:43:56.786	1:01.278	+0.135	20.867	18.237	22.174							
4	12:44:57.929	1:01.143		20.824	18.231	22.088							
5	12:45:59.182	1:01.253	+0.110	20.854	18.238	22.161							
6	12:47:00.499	1:01.317	+0.174	20.763	18.370	22.184							
7	12:48:01.735	1:01.236	+0.093	20.870	18.254	22.112							
(699) Geza Fodor (M)													
1	12:42:27.371	1:06.888	+5.686	24.323	19.570	22.995							
2	12:43:29.756	1:02.385	+1.183	21.379	18.550	22.456							
3	12:44:31.272	1:01.516	+0.314	20.936	18.425	22.155							
4	12:45:32.474	1:01.202		20.820	18.208	22.174							
5	12:46:34.417	1:01.943	+0.741	20.960	18.870	22.113							
6	12:47:35.727	1:01.310	+0.108	20.791	18.267	22.252							
(655) Christophe Adams (M)													
1	12:41:58.775	1:10.009	+8.475	27.321	19.783	22.905							
2	12:43:03.672	1:04.897	+3.363	21.077	18.422	25.398							
3	12:44:05.981	1:02.309	+0.775	21.304	18.639	22.366							
4	12:45:07.718	1:01.737	+0.203	21.118	18.414	22.205							
5	12:46:09.252	1:01.534		20.871	18.397	22.266							
(643) Marcel Steinert													
1	12:42:00.159	1:09.150	+6.903	25.451	20.110	23.589							
2	12:43:03.933	1:03.774	+1.527	21.831	18.838	23.105							
3	12:44:06.593	1:02.660	+0.413	21.594	18.689	22.377							
4	12:45:08.840	1:02.247		21.599	18.361	22.287							
5	12:46:11.152	1:02.312	+0.065	21.662	18.346	22.304							
6	12:47:14.109	1:02.957	+0.710	21.726	18.645	22.586							



Rotax Euro Challenge Salbris/France

Rotax DD2 Salbris 1,477 Km

Free Practice 2 even no. 03.04.2015 12:50

Practice (7:00 Time) started at 12:50:02

Pos	No.	Name	Nat.	Chassis	Race Team	Laps	Best Tm	Diff	Gap	In Lap	km/h
1	628	Paolo DeConto	ITA	CRG	CRG S.P.A.	5	59.776			4	88,952
2	662	Rasmus Markkanen	FIN	Tonykart	VRT	6	59.900	0.124	0.124	4	88,768
3	606	Anthony Abbasse	FRA	Sodikart	Sodikart	6	59.904	0.128	0.004	6	88,762
4	648	Roope Markkanen	FIN	Tonykart	VRT	6	59.934	0.158	0.030	5	88,718
5	660	Barrie Pullinger	GBR	FA Kart	Dan Holland Racing	6	1:00.004	0.228	0.070	6	88,614
6	646	Alexis Coursault	FRA	Birelart	Sologne Sport Tech	6	1:00.326	0.550	0.322	5	88,141
7	644	Dimitris Vasileris	GRC	Tonykart	Prt Motorsport	6	1:00.335	0.559	0.009	6	88,128
8	618	Philipp Seewer	CHE	Kosmic	Spirit Racing	6	1:00.410	0.634	0.075	5	88,019
9	634	Oriol Dalmau	ESP	Tonykart	MDC Racing	5	1:00.489	0.713	0.079	5	87,904
10	656	Lorenzo van Riet	NLD	Formula K	Brand Racing	6	1:00.497	0.721	0.008	6	87,892
11	624	Haralds Garkaklis	LVA	Flandria Kart	Flandria Kart	7	1:00.534	0.758	0.037	4	87,838
12	658	Fabienne Lanz	ZAF	Formula K	Brand Racing	6	1:00.548	0.772	0.014	6	87,818
13	622	Marc Lupfer	DEU	Tonykart	Ratisbona Motorsport	6	1:00.591	0.815	0.043	4	87,756
14	640	Sascha Pio Haida	DEU	Birelart	JLC Racing Team	6	1:00.650	0.874	0.059	6	87,670
15	616	Luka Kamali	DEU	CRG	CRG S.P.A.	6	1:00.736	0.960	0.086	6	87,546
16	654	Alessio Curto	DEU	Praga	Mtec Praga Racing	6	1:01.231	1.455	0.495	6	86,838
17	642	Ernestis Veismanis	LVA	Tonykart	Jurmala/Papas Racing	6	1:01.390	1.614	0.159	4	86,613
18	652	Ilja Aloskins (M)	LVA	Sodikart	RB Sports	7	1:01.487	1.711	0.097	7	86,477

Timekeeping M. Wagner: Clerk of the course Thomas Lainer:

Steward Horst Seidel: Chief Scrutineer Paul Klaassen:





Rotax Euro Challenge Salbris/France

Rotax DD2

Salbris 1,477 Km

Free Practice 2 even no.

03.04.2015 12:50

Practice (7:00 Time) started at 12:50:02

Lap	Time of Day	Lap Tm	Diff	S1 Tm	S2 Tm	S3 Tm	Lap	Time of Day	Lap Tm	Diff	S1 Tm	S2 Tm	S3 Tm
(628) Paolo DeConto							2	12:53:23.551	1:01.452	+0.963	21.017	18.342	22.093
1	12:52:33.314	1:25.225	+25.449	36.158	25.319	23.748	3	12:54:24.138	1:00.587	+0.098	20.662	18.113	21.812
2	12:53:36.274	1:02.960	+3.184	22.101	18.638	22.221	4	12:55:24.959	1:00.821	+0.332	20.864	18.118	21.839
3	12:54:36.723	1:00.449	+0.673	20.585	18.087	21.777	5	12:56:25.448	1:00.489		20.541	18.053	21.895
4	12:55:36.499	59.776		20.256	17.890	21.630	(656) Lorenzo van Riet						
5	12:56:36.445	59.946	+0.170	20.139	18.096	21.711	1	12:52:27.940	1:09.100	+8.603	25.059	20.091	23.950
(662) Rasmus Markkanen							2	12:53:30.261	1:02.321	+1.824	21.415	18.600	22.306
1	12:52:42.021	1:03.850	+3.950	22.529	18.971	22.350	3	12:54:31.195	1:00.934	+0.437	20.738	18.239	21.957
2	12:53:43.183	1:01.162	+1.262	20.839	18.326	21.997	4	12:55:31.809	1:00.614	+0.117	20.563	18.119	21.932
3	12:54:43.258	1:00.075	+0.175	20.355	17.923	21.797	5	12:56:32.596	1:00.787	+0.290	20.578	18.332	21.877
4	12:55:43.158	59.900		20.216	17.944	21.740	6	12:57:33.093	1:00.497		20.487	18.121	21.889
5	12:56:43.072	59.914	+0.014	20.310	17.921	21.683	(624) Haralds Garkaklis						
6	12:57:43.093	1:00.021	+0.121	20.302	17.936	21.783	1	12:51:43.243	1:03.059	+2.525	21.884	18.620	22.555
(606) Anthony Abbasse							2	12:52:44.502	1:01.259	+0.725	20.973	18.264	22.022
1	12:52:30.294	1:11.703	+11.799	27.039	21.164	23.500	3	12:53:45.372	1:00.870	+0.336	20.683	18.262	21.925
2	12:53:32.079	1:01.785	+1.881	21.263	18.422	22.100	4	12:54:45.906	1:00.534		20.564	18.073	21.897
3	12:54:32.123	1:00.044	+0.140	20.443	17.919	21.682	5	12:55:46.566	1:00.660	+0.126	20.654	18.161	21.845
4	12:55:32.164	1:00.041	+0.137	20.267	18.108	21.666	6	12:56:47.265	1:00.699	+0.165	20.619	18.121	21.959
5	12:56:32.170	1:00.006	+0.102	20.258	18.022	21.726	7	12:57:48.094	1:00.829	+0.295	20.710	18.075	22.044
6	12:57:32.074	59.904		20.205	17.958	21.741	(658) Fabienne Lanz						
(648) Roope Markkanen							1	12:52:28.109	1:09.095	+8.547	25.443	19.681	23.971
1	12:52:40.692	1:08.096	+8.162	25.889	19.559	22.648	2	12:53:30.609	1:02.500	+1.952	21.416	18.835	22.249
2	12:53:41.781	1:01.089	+1.155	20.739	18.231	22.119	3	12:54:31.472	1:00.863	+0.315	20.765	18.233	21.865
3	12:54:42.132	1:00.351	+0.417	20.439	18.044	21.868	4	12:55:32.549	1:01.077	+0.529	20.676	18.514	21.887
4	12:55:42.094	59.962	+0.028	20.278	17.978	21.706	5	12:56:33.256	1:00.707	+0.159	20.770	18.095	21.842
5	12:56:42.028	59.934		20.252	17.953	21.729	6	12:57:33.804	1:00.548		20.589	18.049	21.910
6	12:57:42.063	1:00.035	+0.101	20.287	17.909	21.839	(622) Marc Lupfer						
(660) Barrie Pullinger							1	12:52:29.942	1:20.535	+19.944	30.601	23.864	26.070
1	12:52:21.345	1:12.580	+12.576	28.348	21.498	22.734	2	12:53:34.027	1:04.085	+3.494	22.390	18.946	22.749
2	12:53:22.457	1:01.112	+1.108	20.845	18.283	21.984	3	12:54:35.298	1:01.271	+0.680	20.970	18.333	21.968
3	12:54:22.809	1:00.352	+0.348	20.464	18.009	21.879	4	12:55:35.889	1:00.591		20.585	18.121	21.885
4	12:55:22.959	1:00.150	+0.146	20.356	18.010	21.784	5	12:56:36.960	1:01.071	+0.480	20.514	18.405	22.152
5	12:56:23.123	1:00.164	+0.160	20.475	17.907	21.782	6	12:57:37.879	1:00.919	+0.328	20.477	18.198	22.244
6	12:57:23.127	1:00.004		20.272	17.968	21.764	(640) Sascha Pio Haida						
(646) Alexis Coursault							1	12:52:22.991	1:13.787	+13.137	29.843	21.140	22.804
1	12:52:33.690	1:14.603	+14.277	27.206	23.493	23.904	2	12:53:24.323	1:01.332	+0.682	20.946	18.322	22.064
2	12:53:36.776	1:03.086	+2.760	21.986	18.761	22.339	3	12:54:25.364	1:01.041	+0.391	20.712	18.193	22.136
3	12:54:38.001	1:01.225	+0.899	20.836	18.340	22.049	4	12:55:26.820	1:01.456	+0.806	20.987	18.291	22.178
4	12:55:38.516	1:00.515	+0.189	20.530	18.198	21.787	5	12:56:27.630	1:00.810	+0.160	20.638	18.179	21.993
5	12:56:38.842	1:00.326		20.377	18.046	21.903	6	12:57:28.280	1:00.650		20.612	18.115	21.923
6	12:57:39.301	1:00.459	+0.133	20.516	18.105	21.838	(616) Luka Kamali						
(644) Dimitris Vasileris							1	12:52:20.046	1:10.132	+9.396	27.309	20.045	22.778
1	12:52:04.604	1:05.151	+4.816	22.855	19.409	22.887	2	12:53:22.080	1:02.034	+1.298	21.195	18.475	22.364
2	12:53:06.097	1:01.493	+1.158	20.914	18.359	22.220	3	12:54:23.705	1:01.625	+0.889	21.227	18.293	22.105
3	12:54:06.973	1:00.876	+0.541	20.641	18.186	22.049	4	12:55:25.574	1:01.869	+1.133	21.484	18.367	22.018
4	12:55:07.374	1:00.401	+0.066	20.414	18.060	21.927	5	12:56:26.459	1:00.885	+0.149	20.722	18.228	21.935
5	12:56:07.806	1:00.432	+0.097	20.563	18.047	21.822	6	12:57:27.195	1:00.736		20.652	18.144	21.940
6	12:57:08.141	1:00.335		20.473	17.987	21.875	(654) Alessio Curto						
(618) Philipp Seewer							1	12:51:48.346	1:05.607	+4.376	22.804	19.192	23.611
1	12:52:21.943	1:11.293	+10.883	27.026	21.498	22.769	2	12:52:50.787	1:02.441	+1.210	21.206	18.657	22.578
2	12:53:23.407	1:01.464	+1.054	20.996	18.338	22.130	3	12:53:52.528	1:01.741	+0.510	20.904	18.525	22.312
3	12:54:23.947	1:00.540	+0.130	20.570	18.130	21.840	4	12:55:42.293	1:49.765	+48.534	20.664	18.162	1:10.939
4	12:55:24.688	1:00.741	+0.331	20.694	18.120	21.927	5	12:56:46.040	1:03.747	+2.516	23.143	18.487	22.117
5	12:56:25.098	1:00.410		20.571	17.936	21.903	6	12:57:47.271	1:01.231		20.708	18.294	22.229
6	12:57:25.776	1:00.678	+0.268	20.454	18.142	22.082	(642) Ernests Veismanis						
(634) Oriol Dalmau							1	12:51:47.968	1:05.123	+3.733	23.058	19.129	22.936
1	12:52:22.099	1:13.654	+13.165	28.401	22.541	22.712	2	12:52:50.220	1:02.252	+0.862	21.295	18.613	22.344
							3	12:53:51.923	1:01.703	+0.313	21.037	18.493	22.173



Rotax Euro Challenge Salbris/France

Rotax DD2

Salbris 1,477 Km

Free Practice 2 even no.

03.04.2015 12:50

Practice (7:00 Time) started at 12:50:02

Lap	Time of Day	Lap Tm	Diff	S1 Tm	S2 Tm	S3 Tm	Lap	Time of Day	Lap Tm	Diff	S1 Tm	S2 Tm	S3 Tm
4	12:54:53.313	1:01.390		20.787	18.311	22.292							
5	12:55:57.358	1:04.045	+2.655	23.159	18.589	22.297							
6	12:56:59.082	1:01.724	+0.334	21.018	18.421	22.285							
<hr/>													
(652) Ilja Aloskins (M)													
1	12:51:49.018	1:05.884	+4.397	23.047	19.684	23.153							
2	12:52:51.384	1:02.366	+0.879	21.376	18.526	22.464							
3	12:53:53.369	1:01.985	+0.498	21.114	18.615	22.256							
4	12:54:55.187	1:01.818	+0.331	20.971	18.452	22.395							
5	12:55:56.731	1:01.544	+0.057	20.955	18.357	22.232							
6	12:56:58.413	1:01.682	+0.195	20.841	18.437	22.404							
7	12:57:59.900	1:01.487		20.823	18.362	22.302							

Timekeeping M. Wagner:  Clerk of the course Thomas Lainer:

Steward Horst Seidel: Chief Scrutineer Paul Klaassen:





Rotax Euro Challenge Salbris/France

Rotax DD2 Salbris 1,477 Km

Qualifying Practice Group D1 03.04.2015 15:40

Qualifying (8:00 Time) started at 15:40:00

Pos	No.	Name	Nat.	Chassis	Race Team	Laps	Best Tm	Diff	Gap	In Lap	km/h
1	609	Kevin Ludi	CHE	Kosmic	Spirit Racing	5	59.470			4	89,410
2	647	Arnaud Kozlinski	FRA	Sodikart	Sodikart	7	59.511	0.041	0.041	6	89,348
3	619	Marcel Schirmer	DEU	Tonykart	RS Competition	6	59.672	0.202	0.161	5	89,107
4	639	Henrique Baptista	PRT	FA Kart	Dan Holland Racing	7	59.674	0.204	0.002	5	89,104
5	669	Constantin Schoell	AUT	Tonykart	Strawberry Racing	7	59.703	0.233	0.029	5	89,061
6	657	Mats van den Brand	NLD	DR	VPDR	6	59.761	0.291	0.058	5	88,974
7	605	Filippos Kalesis	GRC	Flandria Kart	Team Flandria Kart	7	59.825	0.355	0.064	6	88,879
8	618	Philipp Seewer	CHE	Kosmic	Spirit Racing	5	59.853	0.383	0.028	5	88,838
9	660	Barrie Pullinger	GBR	FA Kart	Dan Holland Racing	7	59.876	0.406	0.023	6	88,804
10	649	Martins Lapins	LVA	Flandria Kart	Team Flandria Kart	7	59.944	0.474	0.068	5	88,703
11	641	Tamsin Germain (M)	GBR	CRG	DG Racing	7	1:00.065	0.595	0.121	6	88,524
12	653	Henrijs Grube	LVA	Sodikart	RB Sports	7	1:00.140	0.670	0.075	6	88,414
13	637	Max Hofer	AUT	Ricciardo Kart	Speedworld	7	1:00.178	0.708	0.038	6	88,358
14	644	Dimitris Vasileris	GRC	Tonykart	Prt Motorsport	7	1:00.178	0.708		4	88,358
15	624	Haralds Garkaklis	LVA	Flandria Kart	Flandria Kart	6	1:00.230	0.760	0.052	5	88,282
16	658	Fabienne Lanz	ZAF	Formula K	Brand Racing	7	1:00.258	0.788	0.028	4	88,241
17	616	Luka Kamali	DEU	CRG	CRG S.P.A.	6	1:00.432	0.962	0.174	5	87,986
18	643	Marcel Steinert	DEU	Kosmic	Ratisbona Motorsport	7	1:01.894	2.424	1.462	5	85,908
19	654	Alessio Curto	DEU	Praga	Mtec Praga Racing	3	1:06.684	7.214	4.790	3	79,737

Not classified

DNS	627	Kawase Tomokazu (M)	JPN	TBA	Uniq Racing Team					0	-
-----	-----	---------------------	-----	-----	------------------	--	--	--	--	---	---

Announcements

These results are provisional until the conclusion of any judicial and technical matters!

Timekeeping M. Wagner: Clerk of the course Thomas Lainer:

Steward Horst Seidel: Chief Scrutineer Paul Klaassen:

Printed: 03.04.2015 15:50:03 posted at: h





Rotax Euro Challenge Salbris/France

Rotax DD2

Salbris 1,477 Km

Qualifying Practice Group D1

03.04.2015 15:40

Qualifying (8:00 Time) started at 15:40:00

Lap	Time of Day	Lap Tm	Diff	S1 Tm	S2 Tm	S3 Tm	Lap	Time of Day	Lap Tm	Diff	S1 Tm	S2 Tm	S3 Tm
(609) Kevin Ludi													
1	15:42:32.692	1:13.078	+13.608	28.758	21.458	22.862	1	15:42:34.605	1:16.963	+17.087	29.089	24.270	23.604
2	15:43:33.862	1:01.170	+1.700	21.150	18.211	21.809	2	15:43:36.340	1:01.735	+1.859	21.258	18.348	22.129
3	15:44:33.499	59.637	+0.167	20.357	17.815	21.465	3	15:44:36.660	1:00.320	+0.444	20.521	18.061	21.738
4	15:45:32.969	59.470		20.207	17.752	21.511	4	15:45:36.944	1:00.284	+0.408	20.354	18.248	21.682
5	15:46:32.892	59.923	+0.453	20.373	17.864	21.686	5	15:46:36.895	59.951	+0.075	20.371	17.922	21.658
(660) Barrie Pullinger													
6	15:47:19.646						6	15:47:36.771	59.876		20.305	17.937	21.634
7	15:48:32.892						7	15:48:36.806	1:00.035	+0.159	20.401	17.903	21.731
(647) Arnaud Kozlinski													
1	15:42:19.088	1:10.801	+11.290	27.089	20.134	23.578	(649) Martins Lapins						
2	15:43:20.769	1:01.681	+2.170	21.101	18.563	22.017	1	15:42:21.673	1:09.802	+9.858	26.175	19.965	23.662
3	15:44:20.840	1:00.071	+0.560	20.491	17.940	21.640	2	15:43:24.893	1:03.220	+3.276	22.546	18.661	22.013
4	15:45:20.470	59.630	+0.119	20.251	17.851	21.528	3	15:44:25.168	1:00.275	+0.331	20.524	18.022	21.729
5	15:46:20.135	59.665	+0.154	20.239	17.868	21.558	4	15:45:25.334	1:00.166	+0.222	20.471	17.927	21.768
6	15:47:19.646	59.511		20.145	17.830	21.536	5	15:46:25.278	59.944		20.470	17.885	21.589
7	15:48:20.339	1:00.693	+1.182	20.355	18.490	21.848	6	15:47:25.305	1:00.027	+0.083	20.402	17.863	21.762
(619) Marcel Schirmer													
1	15:42:25.466	1:11.814	+12.142	27.834	20.433	23.547	7	15:48:25.679	1:00.374	+0.430	20.492	18.026	21.856
2	15:43:28.120	1:02.654	+2.982	21.720	18.625	22.309	(641) Tamsin Germain (M)						
3	15:44:28.474	1:00.354	+0.682	20.594	18.060	21.700	1	15:42:24.502	1:11.488	+11.423	27.829	20.319	23.340
4	15:45:28.268	59.794	+0.122	20.296	17.972	21.526	2	15:43:26.479	1:01.977	+1.912	21.243	18.443	22.291
5	15:46:27.940	59.672		20.219	17.992	21.461	3	15:44:27.256	1:00.777	+0.712	20.713	18.126	21.938
6	15:47:27.765	59.825	+0.153	20.207	18.048	21.570	4	15:45:27.481	1:00.225	+0.160	20.374	18.080	21.771
(639) Henrique Baptista													
1	15:42:34.801	1:18.131	+18.457	29.765	24.812	23.554	5	15:46:27.583	1:00.102	+0.037	20.359	18.017	21.726
2	15:43:36.806	1:02.005	+2.331	21.522	18.392	22.091	6	15:47:27.648	1:00.065		20.342	17.931	21.792
3	15:44:36.832	1:00.026	+0.352	20.401	17.975	21.650	7	15:48:28.783	1:01.135	+1.070	21.013	18.133	21.989
4	15:45:36.670	59.838	+0.164	20.252	17.920	21.666	(653) Henrijs Grube						
5	15:46:36.344	59.674		20.239	17.834	21.601	1	15:42:18.782	1:09.707	+9.567	26.450	20.298	22.959
6	15:47:36.134	59.790	+0.116	20.330	17.869	21.591	2	15:43:20.595	1:01.813	+1.673	21.182	18.559	22.072
7	15:48:36.257	1:00.123	+0.449	20.440	17.890	21.793	3	15:44:21.365	1:00.770	+0.630	20.899	18.141	21.730
(669) Constantin Schoell													
1	15:42:22.397	1:10.234	+10.531	26.772	20.072	23.390	4	15:45:27.526	1:00.161	+0.021	20.524	17.965	21.672
2	15:43:24.320	1:01.923	+2.220	21.540	18.399	21.984	5	15:46:22.142	1:00.616	+0.476	20.886	18.044	21.686
3	15:44:24.351	1:00.031	+0.328	20.460	17.956	21.615	6	15:47:22.282	1:00.140		20.532	17.932	21.676
4	15:45:24.458	1:00.107	+0.404	20.449	17.894	21.764	7	15:48:22.961	1:00.679	+0.539	20.554	18.159	21.966
5	15:46:24.161	59.703		20.254	17.849	21.600	(637) Max Hofer						
6	15:47:23.956	59.795	+0.092	20.260	17.899	21.636	1	15:42:19.326	1:09.545	+9.367	25.960	20.194	23.391
7	15:48:23.929	59.973	+0.270	20.376	17.883	21.714	2	15:43:21.283	1:01.957	+1.779	21.459	18.385	22.113
(657) Mats van den Brand													
1	15:42:51.155	1:11.444	+11.683	27.309	20.261	23.874	3	15:44:21.979	1:00.696	+0.518	20.774	18.065	21.857
2	15:43:52.918	1:01.763	+2.002	21.191	18.465	22.107	4	15:45:22.230	1:00.251	+0.073	20.513	17.921	21.817
3	15:44:53.109	1:00.191	+0.430	20.462	18.042	21.687	5	15:46:22.560	1:00.330	+0.152	20.627	18.003	21.700
4	15:45:53.037	59.928	+0.167	20.333	17.945	21.650	6	15:47:22.738	1:00.178		20.495	17.915	21.768
5	15:46:52.798	59.761		20.262	17.891	21.608	7	15:48:23.311	1:00.573	+0.395	20.706	17.970	21.897
6	15:47:52.686	59.888	+0.127	20.387	17.937	21.564	(644) Dimitris Vasilieris						
(605) Filippos Kalesis													
1	15:42:36.094	1:18.771	+18.946	30.710	24.289	23.772	1	15:42:23.539	1:12.474	+12.296	25.956	23.084	23.434
2	15:43:37.270	1:01.176	+1.351	21.031	18.324	21.821	2	15:43:31.435	1:07.896	+7.718	21.259	18.346	28.291
3	15:44:37.165	59.895	+0.070	20.287	17.971	21.637	3	15:44:32.690	1:01.255	+1.077	21.058	18.237	21.960
4	15:45:37.101	59.936	+0.111	20.292	17.984	21.660	4	15:45:32.868	1:00.178		20.451	17.985	21.742
5	15:46:37.538	1:00.437	+0.612	20.800	17.973	21.664	5	15:46:33.348	1:00.480	+0.302	20.588	18.059	21.833
6	15:47:37.363	59.825		20.289	17.900	21.636	6	15:47:33.807	1:00.459	+0.281	20.655	17.981	21.823
7	15:48:37.416	1:00.053	+0.228	20.336	17.983	21.734	7	15:48:34.308	1:00.501	+0.323	20.518	18.013	21.970
(618) Philipp Seewer													
1	15:42:33.005	1:13.203	+13.350	28.711	21.523	22.969	(624) Haralds Garkaklis						
2	15:43:34.555	1:01.550	+1.697	21.304	18.248	21.998	1	15:42:46.376	1:17.434	+17.204	32.828	21.244	23.362
3	15:44:34.729	1:00.174	+0.321	20.614	17.944	21.616	2	15:43:53.634	1:07.258	+7.028	21.283	18.582	27.393
4	15:45:34.627	59.898	+0.045	20.352	17.875	21.671	3	15:44:54.481	1:00.847	+0.617	20.887	18.138	21.822
5	15:46:34.480	59.853		20.309	17.846	21.698	4	15:45:54.759	1:00.278	+0.048	20.517	18.019	21.742
							5	15:46:54.989	1:00.230		20.502	17.975	21.753
							6	15:47:55.512	1:00.523	+0.293	20.687	18.031	21.805
(658) Fabienne Lanz													
1	15:42:26.572	1:14.747	+14.489	29.480	21.185	24.082	(624) Haralds Garkaklis						
2	15:43:29.580	1:03.008	+2.750	21.821	18.799	22.388	1	15:42:46.376	1:17.434	+17.204	32.828	21.244	23.362
							2	15:43:53.634	1:07.258	+7.028	21.283	18.582	27.393
							3	15:44:54.481	1:00.847	+0.617	20.887	18.138	21.822
							4	15:45:54.759	1:00.278	+0.048	20.517	18.019	21.742
							5	15:46:54.989	1:00.230		20.502	17.975	21.753
							6	15:47:55.512	1:00.523	+0.293	20.687	18.031	21.805

Timekeeping M. Wagner: Clerk of the course Thomas Lainer:

Steward Horst Seidel: Chief Scrutineer Paul Klaassen:



Rotax Euro Challenge Salbris/France

Rotax DD2 Salbris 1,477 Km

Qualifying Practice Group D1 03.04.2015 15:40

Qualifying (8:00 Time) started at 15:40:00

Lap	Time of Day	Lap Tm	Diff	S1 Tm	S2 Tm	S3 Tm	Lap	Time of Day	Lap Tm	Diff	S1 Tm	S2 Tm	S3 Tm
3	15:44:30.808	1:01.228	+0.970	20.971	18.420	21.837							
4	15:45:31.066	1:00.258		20.461	18.043	21.754							
5	15:46:31.439	1:00.373	+0.115	20.448	18.138	21.787							
6	15:47:34.453	1:03.014	+2.756	23.117	18.235	21.662							
7	15:48:34.759	1:00.306	+0.048	20.560	17.998	21.748							

(616) Luka Kamali

1	15:43:10.041	1:59.338	+58.906	26.791	20.020	1:12.527
2	15:44:23.880	1:13.839	+13.407	26.743	23.843	23.253
3	15:45:26.010	1:02.130	+1.698	20.959	18.467	22.704
4	15:46:26.541	1:00.531	+0.099	20.608	18.091	21.832
5	15:47:26.973	1:00.432		20.457	18.032	21.943
6	15:48:27.626	1:00.653	+0.221	20.623	18.071	21.959

(643) Marcel Steinert

1	15:42:36.760	1:17.720	+15.826	30.031	23.043	24.646
2	15:43:41.857	1:05.097	+3.203	22.557	19.514	23.026
3	15:44:45.307	1:03.450	+1.556	21.829	19.077	22.544
4	15:45:47.588	1:02.281	+0.387	21.574	18.415	22.292
5	15:46:49.482	1:01.894		21.338	18.367	22.189
6	15:47:52.194	1:02.712	+0.818	21.519	18.743	22.450
7	15:48:54.743	1:02.549	+0.655	21.624	18.482	22.443

(654) Alessio Curto

1	15:42:35.608	1:17.195	+10.511	29.681	22.582	24.932
2	15:43:43.475	1:07.867	+1.183	22.741	20.950	24.176
3	15:44:50.159	1:06.684		22.735	19.746	24.203

Timekeeping M. Wagner: Clerk of the course Thomas Lainer:

Steward Horst Seidel: Chief Scrutineer Paul Klaassen:

Printed: 03.04.2015 15:50:32 posted at: h





Rotax Euro Challenge Salbris/France

Rotax DD2

Salbris 1,477 Km

Qualifying Practice Group D2

-NEW-

03.04.2015 16:00

Qualifying (8:00 Time) started at 16:00:02

Pos	No.	Name	Nat.	Chassis	Race Team	Laps	Best Tm	Diff	Gap	In Lap	km/h
1	613	Ferenc Kancsar	HUN	BirelART	BirelART/KMS	6	59.689			5	89,082
2	628	Paolo DeConto	ITA	CRG	CRG S.P.A.	6	59.773	0.084	0.084	6	88,957
3	648	Roope Markkanen	FIN	Tonykart	VRT	7	59.775	0.086	0.002	7	88,954
4	606	Anthony Abbasse	FRA	Sodikart	Sodikart	7	59.885	0.196	0.110	6	88,790
5	662	Rasmus Markkanen	FIN	Tonykart	VRT	7	59.892	0.203	0.007	6	88,780
6	646	Alexis Coursault	FRA	Birelart	Sologne Sport Tech	7	1:00.012	0.323	0.120	7	88,602
7	622	Marc Lupfer	DEU	Tonykart	Ratisbona Motorsport	7	1:00.222	0.533	0.210	7	88,293
8	634	Oriol Dalmau	ESP	Tonykart	MDC Racing	7	1:00.365	0.676	0.143	7	88,084
9	640	Sascha Pio Haida	DEU	Birelart	JLC Racing Team	6	1:00.490	0.801	0.125	6	87,902
10	629	Igor Mukhin (M)	RUS	CRG	CRG S.P.A.	7	1:00.501	0.812	0.011	7	87,886
11	642	Ernests Veismanis	LVA	Tonykart	Jurmala/Papas Racing	7	1:00.532	0.843	0.031	6	87,841
12	625	Marc Berteaux (M)	FRA	Birel Art	Sologne Sport Tech	7	1:00.602	0.913	0.070	7	87,740
13	615	Maxi Fleischmann	DEU	Praga	Rotax Praga Racing Team	7	1:00.604	0.915	0.002	7	87,737
14	656	Lorenzo van Riet	NLD	Formula K	Brand Racing	7	1:00.660	0.971	0.056	5	87,656
15	651	Steve Bull	GBR	Tonykart	Screenvyn	8	1:00.715	1.026	0.055	7	87,576
16	655	Christophe Adams (M)	FRA	BirelArt	BirelART/KMS	7	1:00.797	1.108	0.082	7	87,458
17	645	Uldis Timaks (M)	LVA	Tonykart	Uldis Timaks	7	1:00.895	1.206	0.098	6	87,318
18	652	Ilja Aloskins (M)	LVA	Sodikart	RB Sports	8	1:01.257	1.568	0.362	8	86,802
19	650	Ronald Billings (M)	GBR	Tonykart	Screenvyn	8	1:01.845	2.156	0.588	7	85,976

Not classified

EXC	699	Geza Fodor (M)	HUN	Ricciardo Kart	Ricciardo/KMS	7	1:01.362			7	86,653
-----	-----	----------------	-----	----------------	---------------	---	----------	--	--	---	--------

Announcements

These results are provisional until the conclusion of any judicial and technical matters!
 No 699 excluded from Qualifying Practice / under the weight

Timekeeping M. Wagner:  Clerk of the course Thomas Lainer:

Steward Horst Seidel: Chief Scrutineer Paul Klaassen:

Printed: 03.04.2015 17:05:13 posted at: h





Rotax Euro Challenge Salbris/France

Rotax DD2

Salbris 1,477 Km

Qualifying Practice Group D2

03.04.2015 16:00

Qualifying (8:00 Time) started at 16:00:02

Lap	Time of Day	Lap Tm	Diff	S1 Tm	S2 Tm	S3 Tm	Lap	Time of Day	Lap Tm	Diff	S1 Tm	S2 Tm	S3 Tm
(613) Ferenc Kancsar							4	16:05:50.857	1:00.558	+0.193	20.533	18.133	21.892
1	16:03:05.924	1:29.941	+30.252	37.182	28.858	23.901	5	16:06:54.501	1:03.644	+3.279	23.758	18.079	21.807
2	16:04:12.646	1:06.722	+7.033	22.750	21.692	22.280	6	16:07:54.938	1:00.437	+0.072	20.483	18.021	21.933
3	16:05:12.635	59.989	+0.300	20.348	17.982	21.659	7	16:08:55.303	1:00.365		20.539	18.049	21.777
4	16:06:12.394	59.759	+0.070	20.321	17.859	21.579	(640) Sascha Pio Haida						
5	16:07:12.083	59.689		20.242	17.843	21.604	1	16:03:06.880	1:30.429	+29.939	38.045	28.452	23.932
6	16:08:11.782	59.699	+0.010	20.293	17.863	21.543	2	16:04:13.948	1:07.068	+6.578	22.471	22.031	22.566
(628) Paolo DeConto							3	16:05:15.581	1:01.633	+1.143	21.047	18.472	22.114
1	16:03:03.516	1:29.854	+30.081	37.461	27.668	24.725	4	16:06:16.423	1:00.842	+0.352	20.608	18.241	21.993
2	16:04:10.729	1:07.213	+7.440	23.372	21.412	22.429	5	16:07:17.217	1:00.794	+0.304	20.681	18.088	22.025
3	16:05:11.329	1:00.600	+0.827	20.640	18.149	21.811	6	16:08:17.707	1:00.490		20.591	18.070	21.829
4	16:06:11.136	59.807	+0.034	20.317	17.882	21.608	(629) Igor Mukhin (M)						
5	16:07:10.969	59.833	+0.060	20.258	17.874	21.701	1	16:02:35.613	1:15.989	+15.488	28.197	20.987	26.805
6	16:08:10.742	59.773		20.286	17.877	21.610	2	16:03:41.600	1:05.987	+5.486	22.150	20.703	23.134
(648) Roope Markkanen							3	16:04:46.889	1:05.289	+4.788	23.360	19.428	22.501
1	16:02:18.530	1:09.042	+9.267	26.120	20.197	22.725	4	16:05:49.077	1:02.188	+1.687	21.702	18.355	22.131
2	16:03:19.998	1:01.468	+1.693	20.980	18.380	22.108	5	16:06:50.369	1:01.292	+0.791	21.203	18.143	21.946
3	16:04:20.599	1:00.601	+0.826	20.590	18.068	21.943	6	16:07:50.875	1:00.506	+0.005	20.587	18.092	21.827
4	16:05:21.801	1:01.202	+1.427	21.310	18.081	21.811	7	16:08:51.376	1:00.501		20.600	18.099	21.802
5	16:06:21.753	59.952	+0.177	20.272	18.005	21.675	(642) Ernests Veismanis						
6	16:07:21.555	59.802	+0.027	20.262	17.940	21.600	1	16:02:33.598	1:20.888	+20.356	32.403	21.836	26.649
7	16:08:21.330	59.775		20.284	17.896	21.595	2	16:03:44.271	1:10.673	+10.141	24.111	23.324	23.238
(606) Anthony Abbasse							3	16:04:47.245	1:02.974	+2.442	21.853	18.801	22.320
1	16:02:40.769	1:12.448	+12.563	29.451	19.918	23.079	4	16:05:49.238	1:01.993	+1.461	21.627	18.278	22.088
2	16:03:42.711	1:01.942	+2.057	21.028	18.837	22.077	5	16:06:50.022	1:00.784	+0.252	20.701	18.203	21.880
3	16:04:43.507	1:00.796	+0.911	20.737	18.125	21.934	6	16:07:50.554	1:00.532		20.656	18.064	21.812
4	16:05:43.798	1:00.291	+0.406	20.438	18.041	21.812	7	16:08:51.127	1:00.573	+0.041	20.636	18.153	21.784
5	16:06:43.831	1:00.033	+0.148	20.334	17.929	21.770	(625) Marc Berteaux (M)						
6	16:07:43.716	59.885		20.320	17.902	21.663	1	16:02:38.244	1:21.272	+20.670	28.418	22.721	30.133
7	16:08:43.624	59.908	+0.023	20.302	17.914	21.692	2	16:03:45.570	1:07.326	+6.724	22.832	20.961	23.533
(662) Rasmus Markkanen							3	16:04:47.406	1:01.836	+1.234	21.165	18.473	22.198
1	16:02:18.801	1:08.651	+8.759	25.661	20.166	22.824	4	16:05:48.867	1:01.461	+0.859	20.990	18.423	22.048
2	16:03:20.251	1:01.450	+1.558	20.981	18.481	21.988	5	16:06:49.629	1:00.762	+0.160	20.658	18.159	21.945
3	16:04:20.681	1:00.430	+0.538	20.431	18.154	21.845	6	16:07:50.253	1:00.624	+0.022	20.714	18.076	21.834
4	16:05:20.631	59.950	+0.058	20.375	17.910	21.665	7	16:08:50.855	1:00.602		20.624	18.074	21.904
5	16:06:20.605	59.974	+0.082	20.318	17.986	21.670	(615) Maxi Fleischmann						
6	16:07:20.497	59.892		20.238	17.926	21.728	1	16:02:41.047	1:16.640	+16.036	31.394	20.979	24.267
7	16:08:20.469	59.972	+0.080	20.295	17.948	21.729	2	16:03:44.284	1:03.237	+2.633	21.874	18.762	22.601
(646) Alexis Coursault							3	16:04:46.115	1:01.831	+1.227	20.972	18.619	22.240
1	16:02:37.963	1:21.962	+21.950	28.991	22.798	30.173	4	16:05:47.389	1:01.274	+0.670	20.750	18.536	21.988
2	16:03:44.551	1:06.588	+6.576	22.571	21.118	22.899	5	16:06:48.041	1:00.652	+0.048	20.581	18.102	21.969
3	16:04:46.439	1:01.888	+1.876	21.247	18.437	22.204	6	16:07:48.893	1:00.852	+0.248	20.841	18.141	21.870
4	16:05:46.917	1:00.478	+0.466	20.488	18.216	21.774	7	16:08:49.497	1:00.604		20.563	18.129	21.912
5	16:06:47.113	1:00.196	+0.184	20.465	17.916	21.815	(656) Lorenzo van Riet						
6	16:07:47.134	1:00.021	+0.009	20.427	17.907	21.687	1	16:02:44.936	1:13.865	+13.205	29.128	21.291	23.446
7	16:08:47.146	1:00.012		20.282	17.946	21.784	2	16:03:48.458	1:03.522	+2.862	21.484	18.859	23.179
(622) Marc Lupfer							3	16:04:49.885	1:01.427	+0.767	20.875	18.314	22.238
1	16:02:40.899	1:21.642	+21.420	33.550	23.020	25.072	4	16:05:50.731	1:00.846	+0.186	20.697	18.226	21.923
2	16:03:45.347	1:04.448	+4.226	22.481	18.938	23.029	5	16:06:51.391	1:00.660		20.575	18.116	21.969
3	16:04:47.029	1:01.682	+1.460	20.974	18.472	22.236	6	16:07:52.089	1:00.698	+0.038	20.613	18.106	21.979
4	16:05:48.614	1:01.585	+1.363	21.107	18.443	22.035	7	16:08:53.040	1:00.951	+0.291	20.695	18.163	22.093
5	16:06:49.030	1:00.416	+0.194	20.496	18.060	21.860	(651) Steve Bull						
6	16:07:49.470	1:00.440	+0.218	20.564	18.107	21.769	1	16:01:27.734	1:11.801	+11.086	28.062	20.412	23.327
7	16:08:49.692	1:00.222		20.360	18.141	21.721	2	16:02:32.850	1:05.116	+4.401	21.979	19.036	24.101
(634) Oriol Dalmau							3	16:03:34.689	1:01.839	+1.124	21.239	18.436	22.164
1	16:02:41.138	1:10.551	+10.186	27.635	19.863	23.053	4	16:04:35.522	1:00.833	+0.118	20.623	18.128	22.082
2	16:03:49.493	1:08.355	+7.990	25.717	18.934	23.704	5	16:05:36.470	1:00.948	+0.233	20.663	18.159	22.126
3	16:04:50.299	1:00.806	+0.441	20.717	18.128	21.961	6	16:06:37.935	1:01.465	+0.750	20.642	18.218	22.605
							7	16:07:38.650	1:00.715		20.613	18.127	21.975



Rotax Euro Challenge Salbris/France

Rotax DD2

Salbris 1,477 Km

Qualifying Practice Group D2

03.04.2015 16:00

Qualifying (8:00 Time) started at 16:00:02

Lap	Time of Day	Lap Tm	Diff	S1 Tm	S2 Tm	S3 Tm	Lap	Time of Day	Lap Tm	Diff	S1 Tm	S2 Tm	S3 Tm
8	16:08:39.919	1:01.269	+0.554	20.586	18.115	22.568							
(655) Christophe Adams (M)													
1	16:02:33.230	1:23.868	+23.071	30.059	22.216	31.593							
2	16:03:42.309	1:09.079	+8.282	22.832	23.158	23.089							
3	16:04:50.578	1:08.269	+7.472	21.872	18.706	27.691							
4	16:05:52.586	1:02.008	+1.211	21.336	18.483	22.189							
5	16:06:53.887	1:01.301	+0.504	20.816	18.328	22.157							
6	16:07:55.197	1:01.310	+0.513	20.711	18.219	22.380							
7	16:08:55.994	1:00.797		20.706	18.168	21.923							
(645) Uldis Timaks (M)													
1	16:02:38.445	1:21.015	+20.120	28.176	22.782	30.057							
2	16:03:45.756	1:07.311	+6.416	23.075	20.748	23.488							
3	16:04:47.863	1:02.107	+1.212	21.250	18.513	22.344							
4	16:05:49.469	1:01.606	+0.711	21.083	18.447	22.076							
5	16:06:50.978	1:01.509	+0.614	20.861	18.558	22.090							
6	16:07:51.873	1:00.895		20.730	18.243	21.922							
7	16:08:53.573	1:01.700	+0.805	20.991	18.720	21.989							
(652) Ilja Aloskins (M)													
1	16:01:37.918	1:11.681	+10.424	28.018	20.301	23.362							
2	16:02:41.693	1:03.775	+2.518	22.278	18.982	22.515							
3	16:03:45.964	1:04.271	+3.014	22.113	18.821	23.337							
4	16:04:48.248	1:02.284	+1.027	21.138	18.627	22.519							
5	16:05:49.915	1:01.667	+0.410	20.981	18.384	22.302							
6	16:06:51.295	1:01.380	+0.123	20.740	18.405	22.235							
7	16:07:52.591	1:01.296	+0.039	20.979	18.280	22.037							
8	16:08:53.848	1:01.257		20.691	18.489	22.077							
(699) Geza Fodor (M)													
1	16:02:38.722	1:18.667	+17.305	29.727	20.907	28.033							
2	16:03:46.382	1:07.660	+6.298	24.820	19.969	22.871							
3	16:04:48.821	1:02.439	+1.077	21.419	18.618	22.402							
4	16:05:50.534	1:01.713	+0.351	20.970	18.473	22.270							
5	16:06:55.641	1:05.107	+3.745	21.974	20.621	22.512							
6	16:07:57.249	1:01.608	+0.246	21.023	18.467	22.118							
7	16:08:58.611	1:01.362		20.900	18.378	22.084							
(650) Ronald Billings (M)													
1	16:01:43.532	1:15.536	+13.691	29.610	21.301	24.625							
2	16:02:49.258	1:05.726	+3.881	23.232	19.345	23.149							
3	16:03:52.315	1:03.057	+1.212	21.180	18.860	23.017							
4	16:04:54.386	1:02.071	+0.226	21.013	18.527	22.531							
5	16:05:56.457	1:02.071	+0.226	21.088	18.543	22.440							
6	16:06:59.531	1:03.074	+1.229	21.086	19.049	22.939							
7	16:08:01.376	1:01.845		20.846	18.504	22.495							
8	16:09:04.398	1:03.022	+1.177	21.297	18.708	23.017							



Rotax Euro Challenge Salbris/France

Rotax DD2

Salbris 1,477 Km

Total result Qualifying Group D1 / D2

Pos	No.	Name	Nat.	Chassis	Race Team	Total Best Tm	Diff	QD1 Best Tm	QD2 Best Tm
1	609	Kevin Ludi	CHE	Kosmic	Spirit Racing	59.470		59.470	
2	647	Arnaud Kozlinski	FRA	Sodikart	Sodikart	59.511	0.041	59.511	
3	619	Marcel Schirmer	DEU	Tonykart	RS Competition	59.672	0.202	59.672	
4	639	Henrique Baptista	PRT	FA Kart	Dan Holland Racing	59.674	0.204	59.674	
5	613	Ferenc Kancsar	HUN	BirelART	BirelART/KMS	59.689	0.219		59.689
6	669	Constantin Schoell	AUT	Tonykart	Strawberry Racing	59.703	0.233	59.703	
7	657	Mats van den Brand	NLD	DR	VPDR	59.761	0.291	59.761	
8	628	Paolo DeConto	ITA	CRG	CRG S.P.A.	59.773	0.303		59.773
9	648	Roope Markkanen	FIN	Tonykart	VRT	59.775	0.305		59.775
10	605	Filippos Kalesis	GRC	Flandria Kart	Team Flandria Kart	59.825	0.355	59.825	
11	618	Philipp Seewer	CHE	Kosmic	Spirit Racing	59.853	0.383	59.853	
12	660	Barrie Pullinger	GBR	FA Kart	Dan Holland Racing	59.876	0.406	59.876	
13	606	Anthony Abbasse	FRA	Sodikart	Sodikart	59.885	0.415		59.885
14	662	Rasmus Markkanen	FIN	Tonykart	VRT	59.892	0.422		59.892
15	649	Martins Lapins	LVA	Flandria Kart	Team Flandria Kart	59.944	0.474	59.944	
16	646	Alexis Coursault	FRA	Birelart	Sologne Sport Tech	1:00.012	0.542		1:00.012
17	641	Tamsin Germain (M)	GBR	CRG	DG Racing	1:00.065	0.595	1:00.065	
18	653	Henrijs Grube	LVA	Sodikart	RB Sports	1:00.140	0.670	1:00.140	
19	637	Max Hofer	AUT	Ricciardo Kart	Speedworld	1:00.178	0.708	1:00.178	
20	644	Dimitris Vasileris	GRC	Tonykart	Prt Motorsport	1:00.178	0.708	1:00.178	
21	622	Marc Lupfer	DEU	Tonykart	Ratisbona Motorsport	1:00.222	0.752		1:00.222
22	624	Haralds Garkaklis	LVA	Flandria Kart	Flandria Kart	1:00.230	0.760	1:00.230	
23	658	Fabienne Lanz	ZAF	Formula K	Brand Racing	1:00.258	0.788	1:00.258	
24	634	Oriol Dalmau	ESP	Tonykart	MDC Racing	1:00.365	0.895		1:00.365
25	616	Luka Kamali	DEU	CRG	CRG S.P.A.	1:00.432	0.962	1:00.432	
26	640	Sascha Pio Haida	DEU	Birelart	JLC Racing Team	1:00.490	1.020		1:00.490
27	629	Igor Mukhin (M)	RUS	CRG	CRG S.P.A.	1:00.501	1.031		1:00.501
28	642	Ernests Veismanis	LVA	Tonykart	Jurmala/Papas Racing	1:00.532	1.062		1:00.532
29	625	Marc Berteaux (M)	FRA	Birel Art	Sologne Sport Tech	1:00.602	1.132		1:00.602
30	615	Maxi Fleischmann	DEU	Praga	Rotax Praga Racing Team	1:00.604	1.134		1:00.604
31	656	Lorenzo van Riet	NLD	Formula K	Brand Racing	1:00.660	1.190		1:00.660
32	651	Steve Bull	GBR	Tonykart	Screenvyn	1:00.715	1.245		1:00.715
33	655	Christophe Adams (M)	FRA	BirelArt	BirelART/KMS	1:00.797	1.327		1:00.797
34	645	Uldis Timaks (M)	LVA	Tonykart	Uldis Timaks	1:00.895	1.425		1:00.895
35	652	Ilja Aloskins (M)	LVA	Sodikart	RB Sports	1:01.257	1.787		1:01.257
36	650	Ronald Billings (M)	GBR	Tonykart	Screenvyn	1:01.845	2.375		1:01.845
37	643	Marcel Steinert	DEU	Kosmic	Ratisbona Motorsport	1:01.894	2.424	1:01.894	
38	654	Alessio Curto	DEU	Praga	Mtec Praga Racing	1:06.684	7.214	1:06.684	
DNS	627	Kawase Tomokazu (M)	JPN	TBA	Uniq Racing Team				
EXC	699	Geza Fodor (M)	HUN	Ricciardo Kart	Ricciardo/KMS				

Announcements

These results are provisional until the conclusion of any judicial and technical matters!
 No 699 excluded from Qualifying Practice / under the weight

Heat organization Rotax Euro Challenge Salbris / France DD2 Group A

Group	Pos	No.	Firstname	Lastname	Class	Overall BestTm
Group A	1	609	Kevin	Ludi	DD2	59.470
Group A	5	613	Ferenc	Kancsar	DD2	59.689
Group A	9	648	Roope	Markkanen	DD2	59.775
Group A	13	606	Anthony	Abbasse	DD2	59.885
Group A	17	641	Tamsin	Germain (M)	DD2	1:00.065
Group A	21	622	Marc	Lupfer	DD2	1:00.222
Group A	25	616	Luka	Kamali	DD2	1:00.432
Group A	29	625	Marc	Berteaux (M)	DD2	1:00.602
Group A	33	655	Christophe	Adams (M)	DD2	1:00.797
Group A	37	643	Marcel	Steinert	DD2	1:01.894



Clerk of the course Thomas Lainer:

Stewards (Chairman) Horst Seidel:

Scrutineer Paul Klaassen:

Timekeeping M. Wagner:

Printed: 03.04.2015 17:18

Posted at: h

**Heat organization
Rotax Euro Challenge
Salbris / France
DD2 Group B**

Group	Pos	No.	Firstname	Lastname	Class	Overall BestTm
Group B	2	647	Arnaud	Kozlinski	DD2	59.511
Group B	6	669	Constantin	Schoell	DD2	59.703
Group B	10	605	Filippos	Kalesis	DD2	59.825
Group B	14	662	Rasmus	Markkanen	DD2	59.892
Group B	18	653	Henrijs	Grube	DD2	1:00.140
Group B	22	624	Haralds	Garkaklis	DD2	1:00.230
Group B	26	640	Sascha Pio	Haida	DD2	1:00.490
Group B	30	615	Maxi	Fleischmann	DD2	1:00.604
Group B	34	645	Uldis	Timaks (M)	DD2	1:00.895
Group B	38	654	Alessio	Curto	DD2	1:06.684



Clerk of the course Thomas Lainer:

Stewards (Chairman) Horst Seidel:

Scrutineer Paul Klaassen:

Timekeeping M. Wagner:

Printed: 03.04.2015 17:18

Posted at: h

**Heat organization
Rotax Euro Challenge
Salbris / France
DD2 Group C**

Group	Pos	No.	Firstname	Lastname	Class	Overall BestTm
Group C	3	619	Marcel	Schirmer	DD2	59.672
Group C	7	657	Mats	van den Brand	DD2	59.761
Group C	11	618	Philipp	Seewer	DD2	59.853
Group C	15	649	Martins	Lapins	DD2	59.944
Group C	19	637	Max	Hofer	DD2	1:00.178
Group C	23	658	Fabienne	Lanz	DD2	1:00.258
Group C	27	629	Igor	Mukhin (M)	DD2	1:00.501
Group C	31	656	Lorenzo	van Riet	DD2	1:00.660
Group C	35	652	Ilja	Aloskins (M)	DD2	1:01.257
Group C	39	627	Kawase	Tomokazu (M)	DD2	DNS



Clerk of the course Thomas Lainer:

Stewards (Chairman) Horst Seidel:

Scrutineer Paul Klaassen:

Timekeeping M. Wagner:

Printed: 03.04.2015 17:18

posted at: h

**Heat organization
Rotax Euro Challenge
Salbris / France
DD2 Group D**

Group	Pos	No.	Firstname	Lastname	Class	Overall BestTm
Group D	4	639	Henrique	Baptista	DD2	59.674
Group D	8	628	Paolo	DeConto	DD2	59.773
Group D	12	660	Barrie	Pullinger	DD2	59.876
Group D	16	646	Alexis	Coursault	DD2	1:00.012
Group D	20	644	Dimitris	Vasileris	DD2	1:00.178
Group D	24	634	Oriol	Dalmau	DD2	1:00.365
Group D	28	642	Ernests	Veismanis	DD2	1:00.532
Group D	32	651	Steve	Bull	DD2	1:00.715
Group D	36	650	Ronald	Billings (M)	DD2	1:01.845
Group D	40	699	Geza	Fodor (M)	DD2	EXC



Clerk of the course Thomas Lainer:

Stewards (Chairman) Horst Seidel:

Scrutineer Paul Klaassen:

Timekeeping M. Wagner:

Printed: 03.04.2015 17:18

posted at: h

Rotax Euro Challenge
 Class: DD2
 Date/Time: 04.04.2015 11:30

Track: Salbris / France
 Heat: Race 5 Qualifying Heat 1 A+B
 Laps: 9

Edition 1

	18	
35		36
	17	
33		34
	16	
31		32
	15	
29		30
	14	
27		28
	13	
25		26
	12	
23		24
	11	
21		22
Marcel Steinert	10	Alessio Curto
643		654
Group A 1:01.894		Group B 1:06.684
19		20
Christophe Adams (M)	9	Uldis Timaks (M)
655		645
Group A 1:00.797		Group B 1:00.895
17		18
Marc Berteaux (M)	8	Maxi Fleischmann
625		615
Group A 1:00.602		Group B 1:00.604
15		16
Luka Kamali	7	Sascha Pio Haida
616		640
Group A 1:00.432		Group B 1:00.490
13		14
Marc Lupfer	6	Haralds Garkklis
622		624
Group A 1:00.222		Group B 1:00.230
11		12
Tamsin Germain (M)	5	Henrijs Grube
641		653
Group A 1:00.065		Group B 1:00.140
9		10
Anthony Abbasse	4	Rasmus Markkanen
606		662
Group A 59.885		Group B 59.892
7		8
Roope Markkanen	3	Filippos Kalesis
648		605
Group A 59.775		Group B 59.825
5		6
Ferenc Kancsar	2	Constantin Schoell
613		669
Group A 59.689		Group B 59.703
3		4
Kevin Ludi	1	Arnaud Kozlinski
609		647
Group A 59.470		Group B 59.511
1		2

Pole Position

Clerk of the course Thomas Lainer:
 Stewards (Chairman) Horst Seidel:

Scrutineer Paul Klaassen:
 Timekeeping M. Wagner:

Rotax Euro Challenge
Class: DD2
Date/Time: 04.04.2015 11:50

Track: Salbris / France
Heat: Race 6 Qualifying Heat 2 C+D
Laps: 9

Edition 1

	18	
35		36
	17	
33		34
	16	
31		32
	15	
29		30
	14	
27		28
	13	
25		26
	12	
23		24
	11	
21		22
Kawase Tomokazu (M) 627 Group C DNS	10	Geza Fodor (M) 699 Group D EXC
19		20
Ilja Aloskins (M) 652 Group C 1:01.257	9	Ronald Billings (M) 650 Group D 1:01.845
17		18
Lorenzo van Riet 656 Group C 1:00.660	8	Steve Bull 651 Group D 1:00.715
15		16
Igor Mukhin (M) 629 Group C 1:00.501	7	Ernests Veismanis 642 Group D 1:00.532
13		14
Fabienne Lanz 658 Group C 1:00.258	6	Oriol Dalmau 634 Group D 1:00.365
11		12
Max Hofer 637 Group C 1:00.178	5	Dimitris Vasileris 644 Group D 1:00.178
9		10
Martins Lapins 649 Group C 59.944	4	Alexis Coursault 646 Group D 1:00.012
7		8
Philipp Seewer 618 Group C 59.853	3	Barrie Pullinger 660 Group D 59.876
5		6
Mats van den Brand 657 Group C 59.761	2	Paolo DeConto 628 Group D 59.773
3		4
Marcel Schirmer 619 Group C 59.672	1	Henrique Baptista 639 Group D 59.674
1	Row	2

Pole Position

Clerk of the course Thomas Lainer:
Stewards (Chairman) Horst Seidel:

Scrutineer Paul Klaassen:
Timekeeping M. Wagner:



Rotax Euro Challenge
Class: DD2
Date/Time: 04.04.2015 17:30

Track:
Heat:
Laps:

Salbris / France
Race 18 Qualifying Heat 6 B+C
9

Edition 1

	18	
35		36
	17	
33		34
	16	
31		32
	15	
29		30
	14	
27		28
	13	
25		26
	12	
23		24
	11	
21		22
Alessio Curto	10	Kawase Tomokazu (M)
654		627
19		20
Group B 1:06.684		Group C DNS
Uldis Timaks (M)	9	Ilja Aloskins (M)
645		652
17		18
Group B 1:00.895		Group C 1:01.257
Maxi Fleischmann	8	Lorenzo van Riet
615		656
15		16
Group B 1:00.604		Group C 1:00.660
Sascha Pio Haida	7	Igor Mukhin (M)
640		629
13		14
Group B 1:00.490		Group C 1:00.501
Haralds Garkaklis	6	Fabienne Lanz
624		658
11		12
Group B 1:00.230		Group C 1:00.258
Henrijs Grube	5	Max Hofer
653		637
9		10
Group B 1:00.140		Group C 1:00.178
Rasmus Markkanen	4	Martins Lapins
662		649
7		8
Group B 59.892		Group C 59.944
Filippos Kalesis	3	Philipp Seewer
605		618
5		6
Group B 59.825		Group C 59.853
Constantin Schoell	2	Mats van den Brand
669		657
3		4
Group B 59.703		Group C 59.761
Arnaud Kozlinski	1	Marcel Schirmer
647		619
1		2
Group B 59.511		Group C 59.672

Pole Position

Clerk of the course Thomas Lainer:
Stewards (Chairman) Horst Seidel:

Scrutineer Paul Klaassen:
Timekeeping M. Wagner:

Rotax Euro Challenge
 Class: DD2
 Date/Time: 04.04.2015 17:10

Track: Salbris / France
 Heat: Race 17 Qualifying Heat 5 A+D
 Laps: 9

Edition 1

		18	
	35		36
		17	
	33		34
		16	
	31		32
		15	
	29		30
		14	
	27		28
		13	
	25		26
		12	
	23		24
		11	
	21		22
Marcel Steinert	643	10	Geza Fodor (M) 699
	19		20
Christophe Adams (M)	655	9	Ronald Billings (M) 650
	17		18
Marc Berteaux (M)	625	8	Steve Bull 651
	15		16
Luka Kamali	616	7	Ernest Veismanis 642
	13		14
Marc Lupfer	622	6	Oriol Dalmau 634
	11		12
Tamsin Germain (M)	641	5	Dimitris Vasileris 644
	9		10
Anthony Abbasse	606	4	Alexis Coursault 646
	7		8
Roope Markkanen	648	3	Barrie Pullinger 660
	5		6
Ferenc Kancsar	613	2	Paolo DeConto 628
	3		4
Kevin Ludi	609	1	Henrique Baptista 639
	1		2

Pole Position

Clerk of the course Thomas Lainer:
 Stewards (Chairman) Horst Seidel:

Scrutineer Paul Klaassen:
 Timekeeping M. Wagner:

Rotax Euro Challenge
 Class: DD2
 Date/Time: 04.04.2015 14:40

Track: Salbris / France
 Heat: Race 11 Qualifying Heat 3 A+C
 Laps: 9

Edition 1

	18	
35		36
	17	
33		34
	16	
31		32
	15	
29		30
	14	
27		28
	13	
25		26
	12	
23		24
	11	
21		22
Marcel Steinert	10	Kawase Tomokazu (M)
643		627
Group A 1:01.894		Group C DNS
19		20
Christophe Adams (M)	9	Ilja Aloskins (M)
655		652
Group A 1:00.797		Group C 1:01.257
17		18
Marc Berteaux (M)	8	Lorenzo van Riet
625		656
Group A 1:00.602		Group C 1:00.660
15		16
Luka Kamali	7	Igor Mukhin (M)
616		629
Group A 1:00.432		Group C 1:00.501
13		14
Marc Lupfer	6	Fabienne Lanz
622		658
Group A 1:00.222		Group C 1:00.258
11		12
Tamsin Germain (M)	5	Max Hofer
641		637
Group A 1:00.065		Group C 1:00.178
9		10
Anthony Abbasse	4	Martins Lapins
606		649
Group A 59.885		Group C 59.944
7		8
Roope Markkanen	3	Philipp Seewer
648		618
Group A 59.775		Group C 59.853
5		6
Ferenc Kancsar	2	Mats van den Brand
613		657
Group A 59.689		Group C 59.761
3		4
Kevin Ludi	1	Marcel Schirmer
609		619
Group A 59.470		Group C 59.672
1		2
Pole Position	Row	

Clerk of the course Thomas Lainer:
 Stewards (Chairman) Horst Seidel:

Scrutineer Paul Klaassen:
 Timekeeping M. Wagner:

Rotax Euro Challenge
 Class: DD2
 Date/Time: 04.04.2015 15:00

Track: Salbris / France
 Heat: Race 12 Qualifying Heat 4 B+D
 Laps: 9

Edition 1

	18	
35		36
	17	
33		34
	16	
31		32
	15	
29		30
	14	
27		28
	13	
25		26
	12	
23		24
	11	
21		22
Alessio Curto Group B 1:06.684	10	Geza Fodor (M) Group D EXC
19		20
Uldis Timaks (M) Group B 1:00.895	9	Ronald Billings (M) Group D 1:01.845
17		18
Maxi Fleischmann Group B 1:00.604	8	Steve Bull Group D 1:00.715
15		16
Sascha Pio Haida Group B 1:00.490	7	Ernest Veismanis Group D 1:00.532
13		14
Haralds Garkaklis Group B 1:00.230	6	Oriol Dalmau Group D 1:00.365
11		12
Henrijs Grube Group B 1:00.140	5	Dimitris Vasileris Group D 1:00.178
9		10
Rasmus Markkanen Group B 59.892	4	Alexis Coursault Group D 1:00.012
7		8
Filippos Kalesis Group B 59.825	3	Barrie Pullinger Group D 59.876
5		6
Constantin Schoell Group B 59.703	2	Paolo DeConto Group D 59.773
3		4
Arnaud Kozlinski Group B 59.511	1	Henrique Baptista Group D 59.674
1	Row	2

Pole Position

Clerk of the course Thomas Lainer:
 Stewards (Chairman) Horst Seidel:

Scrutineer Paul Klaassen:
 Timekeeping M. Wagner:



Rotax Euro Challenge Salbris/France

Rotax DD2

Salbris 1,477 Km

Warm up

04.04.2015 09:40

Practice (5:00 Time) started at 9:42:31

Pos	No.	Name	Nat.	Chassis	Race Team	Laps	Best Tm	Diff	Gap	In Lap	km/h
1	639	Henrique Baptista	PRT	FA Kart	Dan Holland Racing	4	1:14.424			3	71,445
2	606	Anthony Abbasse	FRA	Sodikart	Sodikart	4	1:14.670	0.246	0.246	2	71,209
3	660	Barrie Pullinger	GBR	FA Kart	Dan Holland Racing	3	1:15.202	0.778	0.532	3	70,706
4	653	Henrijs Grube	LVA	Sodikart	RB Sports	4	1:15.639	1.215	0.437	4	70,297
5	613	Ferenc Kancsar	HUN	BirelART	BirelART/KMS	4	1:15.874	1.450	0.235	4	70,079
6	647	Arnaud Kozlinski	FRA	Sodikart	Sodikart	4	1:16.056	1.632	0.182	4	69,912
7	605	Filippos Kalesis	GRC	Flandria Kart	Team Flandria Kart	4	1:16.069	1.645	0.013	4	69,900
8	655	Christophe Adams (M)	FRA	BirelArt	BirelART/KMS	3	1:16.078	1.654	0.009	3	69,891
9	624	Haralds Garkaklis	LVA	Flandria Kart	Flandria Kart	4	1:16.276	1.852	0.198	4	69,710
10	619	Marcel Schirmer	DEU	Tonykart	RS Competition	3	1:16.317	1.893	0.041	2	69,673
11	634	Oriol Dalmau	ESP	Tonykart	MDC Racing	4	1:16.433	2.009	0.116	3	69,567
12	644	Dimitris Vasileris	GRC	Tonykart	Prt Motorsport	4	1:16.488	2.064	0.055	3	69,517
13	648	Roope Markkanen	FIN	Tonykart	VRT	4	1:16.513	2.089	0.025	4	69,494
14	649	Martins Lapins	LVA	Flandria Kart	Team Flandria Kart	4	1:16.528	2.104	0.015	2	69,480
15	637	Max Hofer	AUT	Ricciardo Kart	Speedworld	4	1:16.532	2.108	0.004	4	69,477
16	662	Rasmus Markkanen	FIN	Tonykart	VRT	3	1:16.591	2.167	0.059	3	69,423
17	657	Mats van den Brand	NLD	DR	VPDR	3	1:16.876	2.452	0.285	3	69,166
18	652	Ilja Aloskins (M)	LVA	Sodikart	RB Sports	4	1:16.960	2.536	0.084	4	69,090
19	699	Geza Fodor (M)	HUN	Ricciardo Kart	Ricciardo/KMS	4	1:16.970	2.546	0.010	2	69,081
20	628	Paolo DeConto	ITA	CRG	CRG S.P.A.	3	1:16.987	2.563	0.017	2	69,066
21	641	Tamsin Germain (M)	GBR	CRG	DG Racing	4	1:17.335	2.911	0.348	3	68,755
22	656	Lorenzo van Riet	NLD	Formula K	Brand Racing	4	1:17.358	2.934	0.023	3	68,735
23	622	Marc Lupfer	DEU	Tonykart	Ratisbona Motorsport	4	1:17.576	3.152	0.218	3	68,542
24	629	Igor Mukhin (M)	RUS	CRG	CRG S.P.A.	4	1:17.666	3.242	0.090	4	68,462
25	669	Constantin Schoell	AUT	Tonykart	Strawberry Racing	2	1:17.937	3.513	0.271	2	68,224
26	625	Marc Berteaux (M)	FRA	Birel Art	Sologne Sport Tech	4	1:18.250	3.826	0.313	3	67,951
27	615	Maxi Fleischmann	DEU	Praga	Rotax Praga Racing Team	4	1:18.361	3.937	0.111	4	67,855
28	646	Alexis Coursault	FRA	Birelart	Sologne Sport Tech	3	1:18.764	4.340	0.403	2	67,508
29	645	Uldis Timaks (M)	LVA	Tonykart	Uldis Timaks	4	1:18.803	4.379	0.039	3	67,475
30	654	Alessio Curto	DEU	Praga	Mtec Praga Racing	3	1:19.594	5.170	0.791	3	66,804
31	651	Steve Bull	GBR	Tonykart	Screenvyn	3	1:19.673	5.249	0.079	3	66,738
32	658	Fabienne Lanz	ZAF	Formula K	Brand Racing	4	1:20.141	5.717	0.468	2	66,348
33	650	Ronald Billings (M)	GBR	Tonykart	Screenvyn	4	1:20.369	5.945	0.228	2	66,160
34	627	Kawase Tomokazu (M)	JPN	TBA	Uniq Racing Team	4	1:20.742	6.318	0.373	4	65,854
35	642	Ernestis Veismanis	LVA	Tonykart	Jurmala/Papas Racing	3	1:21.248	6.824	0.506	2	65,444
36	640	Sascha Pio Haida	DEU	Birelart	JLC Racing Team	3	1:21.984	7.560	0.736	1	64,857
37	643	Marcel Steinert	DEU	Kosmic	Ratisbona Motorsport	3	1:22.012	7.588	0.028	3	64,834
38	609	Kevin Ludi	CHE	Kosmic	Spirit Racing	2	1:28.218	13.794	6.206	2	60,273
39	616	Luka Kamali	DEU	CRG	CRG S.P.A.	1	1:31.276	16.852	3.058	1	58,254
40	618	Philipp Seewer	CHE	Kosmic	Spirit Racing					0	-

Announcements

No. 616 no transponder / timed by photocell



Rotax Euro Challenge Salbris/France

Rotax DD2

Salbris 1,477 Km

Warm up

04.04.2015 09:40

Practice (5:00 Time) started at 9:42:31

Lap	Time of Day	Lap Tm	Diff	S1 Tm	S2 Tm	S3 Tm	Lap	Time of Day	Lap Tm	Diff	S1 Tm	S2 Tm	S3 Tm
(639) Henrique Baptista													
1	9:45:00.595	1:16.908	+2.484	27.439	22.718	26.751	2	9:45:59.922	1:17.324	+0.836	26.577	23.186	27.561
2	9:46:16.348	1:15.753	+1.329	25.827	23.089	26.837	3	9:47:16.410	1:16.488		26.565	22.902	27.021
3	9:47:30.772	1:14.424		25.975	22.105	26.344	4	9:48:34.080	1:17.670	+1.182	26.727	23.269	27.674
4	9:48:46.104	1:15.332	+0.908	25.522	22.185	27.625	(648) Roope Markkanen						
(606) Anthony Abbasse													
1	9:44:26.602	1:17.094	+2.424	26.953	23.281	26.860	1	9:44:47.804	1:17.988	+1.475	27.502	23.228	27.258
2	9:45:41.272	1:14.670		25.793	22.378	26.499	2	9:46:04.564	1:16.760	+0.247	26.483	22.961	27.316
3	9:46:56.275	1:15.003	+0.333	25.621	22.590	26.792	3	9:47:26.209	1:21.645	+5.132	30.147	23.078	28.420
4	9:48:10.995	1:14.720	+0.050	25.944	22.262	26.514	4	9:48:42.722	1:16.513		26.412	22.623	27.478
(660) Barrie Pullinger													
1	9:44:39.444	1:16.819	+1.617	26.311	23.150	27.358	(649) Martins Lapins						
2	9:45:55.227	1:15.783	+0.581	26.332	22.454	26.997	1	9:44:49.119	1:16.916	+0.388	27.034	22.856	27.026
3	9:47:10.429	1:15.202		25.866	22.536	26.800	2	9:46:05.647	1:16.528		26.177	22.835	27.516
(653) Henrijs Grube													
1	9:44:22.170	1:16.927	+1.288	26.648	23.105	27.174	3	9:47:22.973	1:17.326	+0.798	27.360	22.797	27.169
2	9:45:38.610	1:16.440	+0.801	26.616	22.422	27.402	4	9:48:40.174	1:17.201	+0.673	26.204	22.878	28.119
3	9:46:54.697	1:16.087	+0.448	26.285	22.534	27.268	(637) Max Hofer						
4	9:48:10.336	1:15.639		26.281	22.312	27.046	1	9:44:34.306	1:18.140	+1.608	27.095	23.461	27.584
(613) Ferenc Kancsar													
1	9:44:48.269	1:18.274	+2.400	27.504	23.443	27.327	2	9:45:51.447	1:17.141	+0.609	26.676	22.941	27.524
2	9:46:04.747	1:16.478	+0.604	26.266	22.998	27.214	3	9:47:08.732	1:17.285	+0.753	27.200	22.889	27.196
3	9:47:21.359	1:16.612	+0.738	27.267	22.601	26.744	4	9:48:25.264	1:16.532		26.472	22.816	27.244
4	9:48:37.233	1:15.874		26.134	22.555	27.185	(662) Rasmus Markkanen						
(647) Arnaud Kozlinski													
1	9:44:46.404	1:17.591	+1.535	26.964	23.230	27.397	1	9:44:47.190	1:17.766	+1.175	27.692	22.924	27.150
2	9:46:02.788	1:16.384	+0.328	26.534	23.017	26.833	2	9:46:04.171	1:16.981	+0.390	26.846	22.944	27.191
3	9:47:19.592	1:16.804	+0.748	26.801	22.616	27.387	3	9:47:20.762	1:16.591		26.823	22.817	26.951
4	9:48:35.648	1:16.056		26.303	22.646	27.107	(657) Mats van den Brand						
(605) Filippos Kalesis													
1	9:44:30.122	1:18.617	+2.548	27.787	23.413	27.417	1	9:44:58.237	1:18.602	+1.726	27.541	23.407	27.654
2	9:45:47.792	1:17.670	+1.601	27.130	22.817	27.723	2	9:46:16.284	1:18.047	+1.171	27.187	23.611	27.249
3	9:47:04.766	1:16.974	+0.905	26.730	22.966	27.278	3	9:47:33.160	1:16.876		26.649	23.183	27.044
4	9:48:20.835	1:16.069		26.234	22.499	27.336	(652) Ilija Aloskins (M)						
(655) Christophe Adams (M)													
1	9:44:26.618	1:18.199	+2.121	27.794	23.118	27.287	1	9:44:28.425	1:18.965	+2.005	27.855	23.268	27.842
2	9:45:43.325	1:16.707	+0.629	26.752	22.989	26.966	2	9:45:46.757	1:18.332	+1.372	26.864	23.407	28.061
3	9:46:59.403	1:16.078		26.418	22.873	26.787	3	9:47:04.922	1:18.165	+1.205	27.068	23.272	27.825
(624) Haralds Garkaklis													
1	9:44:22.509	1:17.706	+1.430	27.008	22.972	27.726	4	9:48:21.882	1:16.960		26.561	22.944	27.455
2	9:45:39.680	1:17.171	+0.895	27.028	22.831	27.312	(699) Geza Fodor (M)						
3	9:46:56.313	1:16.633	+0.357	26.392	22.662	27.579	1	9:44:51.895	1:20.042	+3.072	27.950	24.101	27.991
4	9:48:12.589	1:16.276		26.393	22.667	27.216	2	9:46:08.865	1:16.970		26.720	22.855	27.395
(619) Marcel Schirmer													
1	9:44:41.519	1:17.760	+1.443	27.041	23.138	27.581	3	9:47:26.056	1:17.191	+0.221	26.203	23.002	27.986
2	9:45:57.836	1:16.317		26.457	23.012	26.848	4	9:48:43.808	1:17.752	+0.782	26.919	22.672	28.161
3	9:47:14.182	1:16.346	+0.029	26.515	22.744	27.087	(628) Paolo DeConto						
(634) Oriol Dalmau													
1	9:44:33.251	1:17.942	+1.509	26.893	23.375	27.674	1	9:45:09.823	1:18.959	+1.972	27.574	23.495	27.890
2	9:45:50.495	1:17.244	+0.811	26.311	23.254	27.679	2	9:46:26.810	1:16.987		26.585	22.952	27.450
3	9:47:06.928	1:16.433		26.133	22.989	27.311	3	9:47:44.173	1:17.363	+0.376	26.475	23.051	27.837
4	9:48:23.995	1:17.067	+0.634	26.616	22.950	27.501	(641) Tamsin Germain (M)						
(644) Dimitris Vasileris													
1	9:44:42.598	1:18.158	+1.670	27.567	23.105	27.486	1	9:44:37.417	1:19.335	+2.000	27.511	23.667	28.157
(622) Marc Lupfer													
(656) Lorenzo van Riet													
1	9:44:35.536	1:21.733	+4.157	28.975	24.124	28.634	1	9:45:09.823	1:18.959	+1.972	27.574	23.495	27.890
2	9:45:53.797	1:18.261	+0.685	27.113	23.335	27.813	2	9:46:26.810	1:16.987		26.585	22.952	27.450
3	9:47:11.373	1:17.576		26.629	23.042	27.905	3	9:47:44.173	1:17.363	+0.376	26.475	23.051	27.837
4	9:48:28.967	1:17.594	+0.018	26.656	23.093	27.845	(624) Tamsin Germain (M)						
(656) Lorenzo van Riet													
1	9:44:33.620	1:19.027	+1.669	27.507	23.501	28.019	1	9:45:55.143	1:17.726	+0.391	26.955	23.247	27.524
2	9:45:51.262	1:17.642	+0.284	26.598	23.053	27.991	2	9:47:12.478	1:17.335		26.927	22.819	27.589
3	9:47:08.620	1:17.358		26.893	22.965	27.500	3	9:48:30.370	1:17.892	+0.557	26.848	22.898	28.146
4	9:48:31.354	1:22.734	+5.376	26.542	23.593	32.599	(622) Marc Lupfer						
(622) Marc Lupfer													
1	9:44:35.536	1:21.733	+4.157	28.975	24.124	28.634	1	9:44:33.620	1:19.027	+1.669	27.507	23.501	28.019
2	9:45:53.797	1:18.261	+0.685	27.113	23.335	27.813	2	9:45:51.262	1:17.642	+0.284	26.598	23.053	27.991
3	9:47:11.373	1:17.576		26.629	23.042	27.905	3	9:47:08.620	1:17.358		26.893	22.965	27.500
4	9:48:28.967	1:17.594	+0.018	26.656	23.093	27.845	4	9:48:31.354	1:22.734	+5.376	26.542	23.593	32.599

Timekeeping M. Wagner: Clerk of the course Thomas Lainer:

Steward Horst Seidel: Chief Scrutineer Paul Klaassen:



Rotax Euro Challenge Salbris/France

Rotax DD2

Salbris 1,477 Km

Warm up

04.04.2015 09:40

Practice (5:00 Time) started at 9:42:31

Lap	Time of Day	Lap Tm	Diff	S1 Tm	S2 Tm	S3 Tm
(629) Igor Mukhin (M)						
1	9:44:29.304	1:21.061	+3.395	29.179	24.048	27.834
2	9:45:48.039	1:18.735	+1.069	27.052	23.512	28.171
3	9:47:05.890	1:17.851	+0.185	26.863	23.552	27.436
4	9:48:23.556	1:17.666		26.930	23.344	27.392

(669) Constantin Schoell						
1	9:46:17.829	1:22.063	+4.126	30.072	24.550	27.441
2	9:47:35.766	1:17.937		27.278	23.385	27.274

(625) Marc Berteaux (M)						
1	9:44:38.895	1:19.815	+1.565	27.597	23.843	28.375
2	9:45:57.496	1:18.601	+0.351	27.045	23.660	27.896
3	9:47:15.746	1:18.250		26.933	23.517	27.800
4	9:48:34.741	1:18.995	+0.745	27.028	23.381	28.586

(615) Maxi Fleischmann						
1	9:44:45.845	1:21.115	+2.754	28.295	24.070	28.750
2	9:46:04.892	1:19.047	+0.686	27.469	23.361	28.217
3	9:47:24.242	1:19.350	+0.989	28.251	23.590	27.509
4	9:48:42.603	1:18.361		27.254	23.019	28.088

(646) Alexis Coursault						
1	9:44:56.702	1:20.033	+1.269	28.214	23.705	28.114
2	9:46:15.466	1:18.764		26.988	23.928	27.848
3	9:47:47.295	1:31.829	+13.065	27.206	36.648	27.975

(645) Uldis Timaks (M)						
1	9:44:31.686	1:21.933	+3.130	28.928	24.415	28.590
2	9:45:51.199	1:19.513	+0.710	27.519	23.793	28.201
3	9:47:10.002	1:18.803		27.759	23.147	27.897
4	9:48:30.261	1:20.259	+1.456	27.994	23.531	28.734

(654) Alessio Curto						
1	9:44:40.434	1:23.137	+3.543	29.848	24.493	28.796
2	9:46:00.945	1:20.511	+0.917	27.848	24.221	28.442
3	9:47:20.539	1:19.594		27.020	23.839	28.735

(651) Steve Bull						
1	9:44:57.347	1:20.785	+1.112	28.702	23.965	28.118
2	9:46:17.509	1:20.162	+0.489	28.324	23.907	27.931
3	9:47:37.182	1:19.673		27.128	24.582	27.963

(658) Fabienne Lanz						
1	9:44:39.362	1:23.572	+3.431	29.042	25.059	29.471
2	9:45:59.503	1:20.141		27.666	24.212	28.263
3	9:47:20.125	1:20.622	+0.481	27.501	24.481	28.640
4	9:48:42.156	1:22.031	+1.890	28.142	23.880	30.009

(650) Ronald Billings (M)						
1	9:44:42.275	1:22.499	+2.130	28.843	24.613	29.043
2	9:46:02.644	1:20.369		27.703	24.018	28.648
3	9:47:25.559	1:22.915	+2.546	30.101	24.398	28.416
4	9:48:46.810	1:21.251	+0.882	27.592	23.859	29.800

(627) Kawase Tomokazu (M)						
1	9:44:45.002	1:20.796	+0.054	28.498	23.545	28.753
2	9:46:06.116	1:21.114	+0.372	28.442	24.428	28.244
3	9:47:27.225	1:21.109	+0.367	27.861	23.497	29.751
4	9:48:47.967	1:20.742		27.640	23.420	29.682

(642) Ernests Veismanis						
1	9:44:51.705	1:31.145	+9.897	28.652	27.646	34.847
2	9:46:12.953	1:21.248		27.705	24.021	29.522
3	9:47:39.656	1:26.703	+5.455	27.874	23.985	34.844

(640) Sascha Pio Haida						
1	9:44:39.607	1:21.984			28.624	24.245
2	9:46:02.399	1:22.792	+0.808		27.987	24.397
3	9:47:50.151	1:47.752	+25.768		28.016	23.910

(643) Marcel Steinert						
1	9:44:54.002	1:25.094	+3.082		30.241	25.043
2	9:46:25.737	1:31.735	+9.723		37.225	25.045
3	9:47:47.749	1:22.012			28.009	24.292

(609) Kevin Ludi						
1	9:45:07.457	1:30.112	+1.894		31.683	27.202
2	9:46:35.675	1:28.218			31.036	26.213

(616) Luka Kamali						
1	9:48:01.850	1:31.276				



Rotax Euro Challenge Salbris/France

Rotax DD2

Salbris 1,477 Km

RACE 5 Qualifying Heat 1 A-B

04.04.2015 11:30

Race (9 Laps) started at 11:33:36

Pos	No.	Name	Nat.	Chassis	Race Team	Laps	Total Tm	Diff	Best Tm	In Lap	km/h	Points
1	609	Kevin Ludi	CHE	Kosmic	Spirit Racing	9	11:23.916		1:15.500	3	70,426	0
2	647	Arnaud Kozlinski	FRA	Sodikart	Sodikart	9	11:31.609	7.693	1:16.269	7	69,716	2
3	613	Ferenc Kancsar	HUN	BirelART	BirelART/KMS	9	11:31.952	8.036	1:16.155	7	69,821	3
4	648	Roope Markkanen	FIN	Tonykart	VRT	9	11:32.339	8.423	1:16.137	6	69,837	4
5	606	Anthony Abbasse	FRA	Sodikart	Sodikart	9	11:32.642	8.726	1:16.027	7	69,938	5
6	662	Rasmus Markkanen	FIN	Tonykart	VRT	9	11:34.372	10.456	1:16.377	6	69,618	6
7	669	Constantin Schoell	AUT	Tonykart	Strawberry Racing	9	11:37.551	13.635	1:16.296	8	69,692	7
8	653	Henrijs Grube	LVA	Sodikart	RB Sports	9	11:42.035	18.119	1:17.420	4	68,680	8
9	615	Maxi Fleischmann	DEU	Praga	Rotax Praga Racing Team	9	11:42.564	18.648	1:16.978	7	69,074	9
10	616	Luka Kamali	DEU	CRG	CRG S.P.A.	9	11:45.255	21.339	1:16.386	9	69,610	10
11	605	Filippos Kalesis	GRC	Flandria Kart	Team Flandria Kart	9	11:48.024	24.108	1:17.074	7	68,988	11
12	655	Christophe Adams (M)	FRA	BirelArt	BirelART/KMS	9	11:49.589	25.673	1:17.360	9	68,733	12
13	641	Tamsin Germain (M)	GBR	CRG	DG Racing	9	11:51.867	27.951	1:17.569	8	68,548	13
14	622	Marc Lupfer	DEU	Tonykart	Ratisbona Motorsport	9	11:54.324	30.408	1:17.817	8	68,330	14
15	640	Sascha Pio Haida	DEU	Birelart	JLC Racing Team	9	11:54.436	30.520	1:18.038	8	68,136	15
16	625	Marc Berteaux (M)	FRA	Birel Art	Sologne Sport Tech	9	11:58.102	34.186	1:17.331	9	68,759	16
17	624	Haralds Garkaklis	LVA	Flandria Kart	Flandria Kart	9	12:00.672	36.756	1:17.847	7	68,303	17
18	654	Alessio Curto	DEU	Praga	Mtec Praga Racing	9	12:00.796	36.880	1:18.034	8	68,140	18
19	645	Uldis Timaks (M)	LVA	Tonykart	Uldis Timaks	9	12:09.016	45.100	1:17.761	8	68,379	19
20	643	Marcel Steinert	DEU	Kosmic	Ratisbona Motorsport	9	12:15.334	51.418	1:19.909	9	66,541	20

Announcements

these results are provisional until the conclusion of any judicial and technical matters!

Margin of Victory	Ø km/h	Best Lap Tm	km/h	Best Lap by
7.693	69,972	1:15.500	70,426	609 - Kevin Ludi

Official Timing www.rgmmc.com

Orbits

Timekeeping M. Wagner:

Clerk of the course Thomas Lainer:

www.mylaps.com

Steward Horst Seidel:

Chief Scrutineer Paul Klaassen:

Licensed to: Motorsport Events

Printed: 04.04.2015 11:47:03

posted at:

h



Rotax Euro Challenge Salbris/France

Rotax DD2

Salbris 1,477 Km

RACE 5 Qualifying Heat 1 A-B

04.04.2015 11:30

Race (9 Laps) started at 11:33:36

Lap	Time of Day	Lap Tm	Diff	S1 Tm	S2 Tm	S3 Tm	Lap	Time of Day	Lap Tm	Diff	S1 Tm	S2 Tm	S3 Tm
(609) Kevin Ludi													
1	11:34:54.219	1:17.428	+1.928	26.816	23.227	27.385	1	11:34:56.725	1:19.195	+2.899	28.052	23.465	27.678
2	11:36:10.274	1:16.055	+0.555	26.123	23.010	26.922	2	11:36:14.457	1:17.732	+1.436	27.212	23.210	27.310
3	11:37:25.774	1:15.500		25.859	22.831	26.810	3	11:37:31.961	1:17.504	+1.208	26.795	23.302	27.407
4	11:38:41.979	1:16.205	+0.705	26.176	22.824	27.205	4	11:38:49.489	1:17.528	+1.232	26.597	23.516	27.415
5	11:39:57.623	1:15.644	+0.144	26.071	22.698	26.875	5	11:40:06.599	1:17.110	+0.814	26.285	23.346	27.479
6	11:41:13.367	1:15.744	+0.244	25.991	22.893	26.860	6	11:41:23.912	1:17.313	+1.017	26.412	23.215	27.686
7	11:42:29.443	1:16.076	+0.576	26.022	22.855	27.199	7	11:42:40.882	1:16.970	+0.674	26.220	23.146	27.604
8	11:43:45.032	1:15.589	+0.089	25.810	22.681	27.098	8	11:43:57.178	1:16.296		26.181	22.928	27.187
9	11:45:00.707	1:15.675	+0.175	25.717	22.902	27.056	9	11:45:14.342	1:17.164	+0.868	26.287	23.213	27.664
(647) Arnaud Kozlinski													
1	11:34:55.460	1:18.210	+1.941	27.493	23.330	27.387	1	11:34:58.062	1:20.285	+2.865	28.714	23.478	28.093
2	11:36:12.034	1:16.574	+0.305	26.335	23.104	27.135	2	11:36:15.637	1:17.575	+0.155	26.358	23.266	27.951
3	11:37:28.756	1:16.722	+0.453	26.313	23.142	27.267	3	11:37:33.261	1:17.624	+0.204	26.447	23.412	27.765
4	11:38:45.451	1:16.695	+0.426	26.187	23.262	27.246	4	11:38:50.681	1:17.420		26.555	23.129	27.736
5	11:40:01.981	1:16.530	+0.261	26.465	23.093	26.972	5	11:40:08.129	1:17.448	+0.028	26.521	23.201	27.726
6	11:41:18.430	1:16.449	+0.180	26.268	23.181	27.000	6	11:41:25.782	1:17.653	+0.233	26.862	23.158	27.633
7	11:42:34.699	1:16.269		26.148	23.047	27.074	7	11:42:43.801	1:18.019	+0.599	26.788	23.319	27.912
8	11:43:51.462	1:16.763	+0.494	26.573	23.026	27.164	8	11:44:01.244	1:17.443	+0.023	26.598	23.260	27.585
9	11:45:08.400	1:16.938	+0.669	26.332	23.329	27.277	9	11:45:18.826	1:17.582	+0.162	26.701	23.074	27.807
(613) Ferenc Kancsar													
1	11:34:54.804	1:17.770	+1.615	26.934	23.228	27.608	1	11:34:59.617	1:20.924	+3.946	29.166	23.750	28.008
2	11:36:11.608	1:16.804	+0.649	26.166	23.100	27.538	2	11:36:17.680	1:18.063	+1.085	26.880	23.617	27.566
3	11:37:29.054	1:17.446	+1.291	26.071	23.150	28.225	3	11:37:35.388	1:17.708	+0.730	26.519	23.367	27.822
4	11:38:45.998	1:16.944	+0.789	26.335	23.089	27.520	4	11:38:52.846	1:17.458	+0.480	26.604	23.130	27.724
5	11:40:02.656	1:16.658	+0.503	26.231	23.147	27.280	5	11:40:10.313	1:17.467	+0.489	26.436	23.142	27.889
6	11:41:19.326	1:16.670	+0.515	26.257	23.144	27.269	6	11:41:27.918	1:17.605	+0.627	26.662	23.261	27.682
7	11:42:35.481	1:16.155		25.872	23.009	27.274	7	11:42:44.896	1:16.978		26.311	23.012	27.655
8	11:43:52.090	1:16.609	+0.454	26.435	22.837	27.337	8	11:44:01.928	1:17.032	+0.054	26.393	23.142	27.497
9	11:45:08.743	1:16.653	+0.498	25.985	23.337	27.331	9	11:45:19.355	1:17.427	+0.449	26.451	23.362	27.614
(616) Luka Kamali													
1	11:35:01.190	1:22.513	+6.127	29.497	23.373	27.795	1	11:35:01.190	1:22.513	+6.127	29.497	24.690	28.326
2	11:36:20.512	1:19.322	+2.936	27.627	23.169	27.658	2	11:36:20.512	1:19.322	+2.936	27.627	23.533	28.162
3	11:37:39.236	1:18.724	+2.338	26.740	23.140	27.579	3	11:37:39.236	1:18.724	+2.338	26.740	23.718	28.266
4	11:38:57.679	1:18.443	+2.057	26.762	23.274	27.441	4	11:38:57.679	1:18.443	+2.057	26.762	23.652	28.029
5	11:40:15.184	1:17.505	+1.119	26.745	23.162	27.285	5	11:40:15.184	1:17.505	+1.119	26.745	23.279	27.481
6	11:41:32.359	1:17.175	+0.789	26.510	22.991	27.177	6	11:41:32.359	1:17.175	+0.789	26.510	23.128	27.537
7	11:42:48.918	1:16.559	+0.173	26.346	22.869	27.250	7	11:42:48.918	1:16.559	+0.173	26.346	22.779	27.434
8	11:44:05.660	1:16.742	+0.356	26.510	22.979	27.301	8	11:44:05.660	1:16.742	+0.356	26.510	22.814	27.418
9	11:45:22.046	1:16.386		26.134	23.093	27.413	9	11:45:22.046	1:16.386		26.134	22.871	27.381
(606) Anthony Abbasse													
1	11:34:57.131	1:19.311	+3.284	28.190	23.569	27.552	1	11:35:01.554	1:23.674	+6.600	29.673	25.095	28.906
2	11:36:13.876	1:16.745	+0.718	26.479	23.091	27.175	2	11:36:20.078	1:18.524	+1.450	26.979	23.566	27.979
3	11:37:30.782	1:16.906	+0.879	26.565	22.965	27.376	3	11:37:38.850	1:18.772	+1.698	26.907	23.633	28.232
4	11:38:48.097	1:17.315	+1.288	26.250	23.746	27.319	4	11:38:57.895	1:19.045	+1.971	26.830	23.538	28.677
5	11:40:04.359	1:16.262	+0.235	26.041	23.160	27.061	5	11:40:16.131	1:18.236	+1.162	26.700	23.600	27.936
6	11:41:20.861	1:16.502	+0.475	26.240	23.031	27.231	6	11:41:33.454	1:17.323	+0.249	26.394	23.196	27.733
7	11:42:36.888	1:16.027		26.191	22.795	27.041	7	11:42:50.528	1:17.074		26.447	23.055	27.572
8	11:43:53.054	1:16.166	+0.139	26.127	23.024	27.015	8	11:44:07.681	1:17.153	+0.079	26.348	23.244	27.561
9	11:45:09.433	1:16.379	+0.352	25.961	22.954	27.464	9	11:45:24.815	1:17.134	+0.060	26.440	23.089	27.605
(662) Rasmus Markkanen													
1	11:34:56.510	1:18.700	+2.323	27.127	23.486	28.087	1	11:35:00.828	1:21.889	+4.529	29.131	24.277	28.481
2	11:36:13.809	1:17.299	+0.922	26.702	23.167	27.430	2	11:36:19.241	1:18.413	+1.053	26.925	23.488	28.000
3	11:37:31.703	1:17.894	+1.517	27.050	23.373	27.471	3	11:37:38.779	1:19.538	+2.178	27.140	23.619	28.779
4	11:38:48.494	1:16.791	+0.414	26.299	23.201	27.291	4	11:38:57.278	1:18.499	+1.139	26.782	23.761	27.956
5	11:40:05.102	1:16.608	+0.231	26.297	23.017	27.294	5	11:40:14.816	1:17.538	+0.178	26.712	23.062	27.764
6	11:41:21.479	1:16.377		26.272	22.788	27.317	6	11:41:33.552	1:18.736	+1.376	26.472	23.095	29.169
7	11:42:38.226	1:16.747	+0.370	26.446	23.073	27.228	7	11:42:51.593	1:18.041	+0.681	26.770	23.185	28.086
8	11:43:54.762	1:16.536	+0.159	26.291	23.019	27.226	8	11:44:09.020	1:17.427	+0.067	26.660	23.103	27.664
9	11:45:11.163	1:16.401	+0.024	26.079	23.062	27.260	9	11:45:26.380	1:17.360		26.671	23.251	27.438
(655) Christophe Adams (M)													
1	11:35:00.828	1:21.889	+4.529	29.131	24.277	28.481	1	11:35:00.828	1:21.889	+4.529	29.131	24.277	28.481
2	11:36:19.241	1:18.413	+1.053	26.925	23.488	28.000	2	11:36:19.241	1:18.413	+1.053	26.925	23.488	28.000
3	11:37:38.779	1:19.538	+2.178	27.140	23.619	28.779	3	11:37:38.779	1:19.538	+2.178	27.140	23.619	28.779
4	11:38:57.278	1:18.499	+1.139	26.782	23.761	27.956	4	11:38:57.278	1:18.499	+1.139	26.782	23.761	27.956
5	11:40:14.816	1:17.538	+0.178	26.712	23.062	27.764	5	11:40:14.816	1:17.538	+0.178	26.712	23.062	27.764
6	11:41:33.552	1:18.736	+1.376	26.472	23.095	29.169	6	11:41:33.552	1:18.736	+1.376	26.472	23.095	29.169
7	11:42:51.593	1:18.041	+0.681	26.770	23.185	28.086	7	11:42:51.593	1:18.041	+0.681	26.770	23.185	28.086
8	11:44:09.020	1:17.427	+0.067	26.660	23.103	27.664	8	11:44:09.020	1:17.427	+0.067	26.660	23.103	27.664
9	11:45:26.380	1:17.360		26.671	23.251	27.438	9	11:45:26.380	1:17.360		26.671	23.251	27.438

Timekeeping M. Wagner:

Clerk of the course Thomas Lainer:

Steward Horst Seidel:

Chief Scrutineer Paul Klaassen:





Rotax Euro Challenge Salbris/France

Rotax DD2

Salbris 1,477 Km

RACE 5 Qualifying Heat 1 A-B

04.04.2015 11:30

Race (9 Laps) started at 11:33:36

Lap	Time of Day	Lap Tm	Diff	S1 Tm	S2 Tm	S3 Tm	Lap	Time of Day	Lap Tm	Diff	S1 Tm	S2 Tm	S3 Tm
(641) Tamsin Germain (M)													
1	11:34:59.575	1:21.413	+3.844	29.353	23.616	28.444	1	11:35:19.069	1:40.051	+22.290	48.138	23.804	28.109
2	11:36:18.790	1:19.215	+1.646	27.331	23.782	28.102	2	11:36:38.063	1:18.994	+1.233	27.011	23.717	28.266
3	11:37:39.281	1:20.491	+2.922	27.300	24.262	28.929	3	11:37:56.571	1:18.508	+0.747	26.880	23.590	28.038
4	11:38:58.763	1:19.482	+1.913	27.243	23.846	28.393	4	11:39:15.033	1:18.462	+0.701	26.843	23.472	28.147
5	11:40:17.399	1:18.636	+1.067	26.903	23.473	28.260	5	11:40:33.199	1:18.166	+0.405	26.702	23.427	28.037
6	11:41:35.136	1:17.737	+0.168	26.567	23.396	27.774	6	11:41:51.397	1:18.198	+0.437	26.607	23.479	28.112
7	11:42:52.964	1:17.828	+0.259	26.660	23.477	27.691	7	11:43:09.993	1:18.596	+0.835	27.171	23.399	28.026
8	11:44:10.533	1:17.569		26.442	23.424	27.703	8	11:44:27.754	1:17.761		26.552	23.372	27.837
9	11:45:28.658	1:18.125	+0.556	26.602	23.391	28.132	9	11:45:45.807	1:18.053	+0.292	26.592	23.418	28.043
(642) Marc Lupfer													
1	11:35:03.723	1:24.740	+6.923	30.415	25.017	29.308	1	11:35:05.196	1:25.962	+6.053	30.207	25.649	30.106
2	11:36:22.865	1:19.142	+1.325	27.074	23.759	28.309	2	11:36:27.170	1:21.974	+2.065	27.999	24.147	29.828
3	11:37:41.418	1:18.553	+0.736	27.092	23.504	27.957	3	11:37:48.396	1:21.226	+1.317	27.277	24.408	29.541
4	11:38:59.783	1:18.365	+0.548	27.109	23.477	27.779	4	11:39:08.833	1:20.437	+0.528	27.018	24.065	29.354
5	11:40:18.318	1:18.535	+0.718	26.605	23.530	28.400	5	11:40:30.851	1:22.018	+2.109	27.312	25.024	29.682
6	11:41:37.161	1:18.843	+1.026	27.238	23.765	27.840	6	11:41:51.719	1:20.868	+0.959	27.375	23.866	29.627
7	11:42:55.215	1:18.054	+0.237	26.654	23.472	27.928	7	11:43:12.182	1:20.463	+0.554	27.354	23.946	29.163
8	11:44:13.032	1:17.817		26.711	23.296	27.810	8	11:44:32.216	1:20.034	+0.125	26.904	24.039	29.091
9	11:45:31.115	1:18.083	+0.266	26.685	23.453	27.945	9	11:45:52.125	1:19.909		27.090	23.623	29.196
(643) Marcel Steinert													
1	11:35:03.723	1:22.632	+4.594	29.278	24.260	29.094	1	11:35:05.196	1:25.962	+6.053	30.207	25.649	30.106
2	11:36:20.606	1:19.515	+1.477	26.697	23.863	28.955	2	11:36:27.170	1:21.974	+2.065	27.999	24.147	29.828
3	11:37:39.836	1:19.230	+1.192	26.954	23.935	28.341	3	11:37:48.396	1:21.226	+1.317	27.277	24.408	29.541
4	11:38:59.140	1:19.304	+1.266	26.871	23.892	28.541	4	11:39:08.833	1:20.437	+0.528	27.018	24.065	29.354
5	11:40:17.728	1:18.588	+0.550	26.710	23.755	28.123	5	11:40:30.851	1:22.018	+2.109	27.312	25.024	29.682
6	11:41:35.851	1:18.123	+0.085	26.832	23.316	27.975	6	11:41:51.719	1:20.868	+0.959	27.375	23.866	29.627
7	11:42:54.141	1:18.290	+0.252	26.713	23.450	28.127	7	11:43:12.182	1:20.463	+0.554	27.354	23.946	29.163
8	11:44:12.179	1:18.038		26.509	23.241	28.288	8	11:44:32.216	1:20.034	+0.125	26.904	24.039	29.091
9	11:45:31.227	1:19.048	+1.010	26.878	23.498	28.672	9	11:45:52.125	1:19.909		27.090	23.623	29.196
(644) Sascha Pio Haida													
1	11:35:01.091	1:22.632	+4.594	29.278	24.260	29.094	1	11:35:05.196	1:25.962	+6.053	30.207	25.649	30.106
2	11:36:20.606	1:19.515	+1.477	26.697	23.863	28.955	2	11:36:27.170	1:21.974	+2.065	27.999	24.147	29.828
3	11:37:39.836	1:19.230	+1.192	26.954	23.935	28.341	3	11:37:48.396	1:21.226	+1.317	27.277	24.408	29.541
4	11:38:59.140	1:19.304	+1.266	26.871	23.892	28.541	4	11:39:08.833	1:20.437	+0.528	27.018	24.065	29.354
5	11:40:17.728	1:18.588	+0.550	26.710	23.755	28.123	5	11:40:30.851	1:22.018	+2.109	27.312	25.024	29.682
6	11:41:35.851	1:18.123	+0.085	26.832	23.316	27.975	6	11:41:51.719	1:20.868	+0.959	27.375	23.866	29.627
7	11:42:54.141	1:18.290	+0.252	26.713	23.450	28.127	7	11:43:12.182	1:20.463	+0.554	27.354	23.946	29.163
8	11:44:12.179	1:18.038		26.509	23.241	28.288	8	11:44:32.216	1:20.034	+0.125	26.904	24.039	29.091
9	11:45:31.227	1:19.048	+1.010	26.878	23.498	28.672	9	11:45:52.125	1:19.909		27.090	23.623	29.196
(645) Uldis Timaks (M)													
1	11:35:03.723	1:22.632	+4.594	29.278	24.260	29.094	1	11:35:05.196	1:25.962	+6.053	30.207	25.649	30.106
2	11:36:20.606	1:19.515	+1.477	26.697	23.863	28.955	2	11:36:27.170	1:21.974	+2.065	27.999	24.147	29.828
3	11:37:39.836	1:19.230	+1.192	26.954	23.935	28.341	3	11:37:48.396	1:21.226	+1.317	27.277	24.408	29.541
4	11:38:59.140	1:19.304	+1.266	26.871	23.892	28.541	4	11:39:08.833	1:20.437	+0.528	27.018	24.065	29.354
5	11:40:17.728	1:18.588	+0.550	26.710	23.755	28.123	5	11:40:30.851	1:22.018	+2.109	27.312	25.024	29.682
6	11:41:35.851	1:18.123	+0.085	26.832	23.316	27.975	6	11:41:51.719	1:20.868	+0.959	27.375	23.866	29.627
7	11:42:54.141	1:18.290	+0.252	26.713	23.450	28.127	7	11:43:12.182	1:20.463	+0.554	27.354	23.946	29.163
8	11:44:12.179	1:18.038		26.509	23.241	28.288	8	11:44:32.216	1:20.034	+0.125	26.904	24.039	29.091
9	11:45:31.227	1:19.048	+1.010	26.878	23.498	28.672	9	11:45:52.125	1:19.909		27.090	23.623	29.196
(646) Marc Berteaux (M)													
1	11:35:05.019	1:25.988	+8.657	29.766	25.443	30.779	1	11:35:05.196	1:25.962	+6.053	30.207	25.649	30.106
2	11:36:25.595	1:20.576	+3.245	27.020	23.563	29.993	2	11:36:27.170	1:21.974	+2.065	27.999	24.147	29.828
3	11:37:45.731	1:20.136	+2.805	27.981	23.604	28.551	3	11:37:48.396	1:21.226	+1.317	27.277	24.408	29.541
4	11:39:04.930	1:19.199	+1.868	26.987	23.732	28.480	4	11:39:08.833	1:20.437	+0.528	27.018	24.065	29.354
5	11:40:23.820	1:18.890	+1.559	26.907	23.446	28.537	5	11:40:30.851	1:22.018	+2.109	27.312	25.024	29.682
6	11:41:42.285	1:18.465	+1.134	26.967	23.255	28.243	6	11:41:51.719	1:20.868	+0.959	27.375	23.866	29.627
7	11:43:00.203	1:17.918	+0.587	26.935	23.342	27.641	7	11:43:12.182	1:20.463	+0.554	27.354	23.946	29.163
8	11:44:17.562	1:17.359	+0.028	26.399	23.041	27.919	8	11:44:32.216	1:20.034	+0.125	26.904	24.039	29.091
9	11:45:34.893	1:17.331		26.466	22.933	27.932	9	11:45:52.125	1:19.909		27.090	23.623	29.196
(647) Haralds Garkaklis													
1	11:35:03.822	1:25.668	+7.821	29.802	25.796	30.070	1	11:35:05.196	1:25.962	+6.053	30.207	25.649	30.106
2	11:36:25.931	1:22.109	+4.262	28.072	24.359	29.678	2	11:36:27.170	1:21.974	+2.065	27.999	24.147	29.828
3	11:37:45.857	1:19.926	+2.079	27.276	23.544	29.106	3	11:37:48.396	1:21.226	+1.317	27.277	24.408	29.541
4	11:39:04.900	1:19.043	+1.196	26.992	23.669	28.382	4	11:39:08.833	1:20.437	+0.528	27.018	24.065	29.354
5	11:40:23.383	1:18.483	+0.636	26.697	23.499	28.287	5	11:40:30.851	1:22.018	+2.109	27.312	25.024	29.682
6	11:41:41.571	1:18.188	+0.341	26.545	23.317	28.326	6	11:41:51.719	1:20.868	+0.959	27.375	23.866	29.627
7	11:42:59.418	1:17.847		26.454	23.401	27.992	7	11:43:12.182	1:20.463	+0.554	27.354	23.946	29.163
8	11:44:18.097	1:18.679	+0.832	26.573	23.748	28.358	8	11:44:32.216	1:20.034	+0.125	26.904	24.039	29.091
9	11:45:37.463	1:19.366	+1.519	26.719	23.714	28.933	9	11:45:52.125	1:19.909		27.090	23.623	29.196
(648) Alessio Curto													
1	11:35:04.869	1:25.726	+7.692	30.007	25.438	30.281	1	11:35:05.196	1:25.962	+6.053	30.207	25.649	30.106
2	11:36:26.737	1:21.868	+3.834	28.422	24.565	28.881	2	11:36:27.170	1:21.974	+2.065	27.999	24.147	29.828
3	11:37:47.075	1:20.338	+2.304	27.430	23.949	28.959	3	11:37:48.396	1:21.226	+1.317	27.277	24.408	29.541
4	11:39:06.589	1:19.514	+1.480	27.269	23.718	28.527	4	11:39:08.833	1:20.437	+0.528	27.018	24.065	29.354
5	11:40:25.110	1:18.521	+0.487	26.682	23.483	28.356	5	11:40:30.851	1:22.018	+2.109	27.312	25.024	29.682
6	11:41:43.385	1:18.275	+0.241	26.567	23.611	28.097	6	11:41:51.719	1:20.868	+0.959	27.375	23.866	29.627
7	11:43:01.440	1:18.055	+0.021	26.523	23.560	27.972	7	11:43:12.182	1:20.463	+0.554	27.354	23.946	29.163
8	11:44:19.474	1:18.034		26.439	23.513	28.082	8	11:44:32.216	1:20.034	+0.125	26.904	24.039	29.091
9	11:45:37.587	1:18.113	+0.079	26.439	23								



Rotax Euro Challenge Salbris/France

Rotax DD2

Salbris 1,477 Km

RACE 6 Qualifying Heat 2 C-D

-NEW.

04.04.2015 11:50

Race (9 Laps) started at 11:56:08

Pos	No.	Name	Nat.	Chassis	Race Team	Laps	Total Tm	Diff	Best Tm	In Lap	km/h	Points
1	660	Barrie Pullinger	GBR	FA Kart	Dan Holland Racing	9	11:34.116		1:16.039	7	69,927	0
2	639	Henrique Baptista	PRT	FA Kart	Dan Holland Racing	9	11:36.453	2.337	1:16.262	9	69,723	2
3	628	Paolo DeConto	ITA	CRG	CRG S.P.A.	9	11:36.726	2.610	1:15.915	9	70,041	3
4	657	Mats van den Brand	NLD	DR	VPDR	9	11:38.614	4.498	1:17.034	4	69,024	4
5	634	Oriol Dalmau	ESP	Tonykart	MDC Racing	9	11:41.727	7.611	1:16.652	7	69,368	5
6	649	Martins Lapins	LVA	Flandria Kart	Team Flandria Kart	9	11:49.845	15.729	1:17.453	6	68,651	6
7	646	Alexis Coursault	FRA	Birelart	Sologne Sport Tech	9	11:51.984	17.868	1:17.728	3	68,408	7
8	619	Marcel Schirmer	DEU	Tonykart	RS Competition	9	11:52.157	18.041	1:16.760	4	69,270	8
9	699	Geza Fodor (M)	HUN	Ricciardo Kart	Ricciardo/KMS	9	11:52.329	18.213	1:16.859	7	69,181	9
10	629	Igor Mukhin (M)	RUS	CRG	CRG S.P.A.	9	11:54.023	19.907	1:17.540	7	68,574	10
11	652	Ilja Aloskins (M)	LVA	Sodikart	RB Sports	9	11:56.521	22.405	1:18.372	6	67,846	11
12	644	Dimitris Vasileris	GRC	Tonykart	Prt Motorsport	9	11:57.415	23.299	1:17.203	9	68,873	12
13	637	Max Hofer	AUT	Ricciardo Kart	Speedworld	9	11:57.820	23.704	1:17.206	9	68,870	13
14	658	Fabienne Lanz	ZAF	Formula K	Brand Racing	9	11:58.327	24.211	1:18.271	7	67,933	14
15	627	Kawase Tomokazu (M)	JPN	TBA	Uniq Racing Team	9	11:58.638	24.522	1:17.639	5	68,486	15
16	618	Philipp Seewer	CHE	Kosmic	Spirit Racing	9	12:01.484	27.368	1:17.438	4	68,664	16
17	650	Ronald Billings (M)	GBR	Tonykart	Screenvyn	9	12:04.940	30.824	1:18.720	7	67,546	17
18	656	Lorenzo van Riet	NLD	Formula K	Brand Racing	9	12:07.263	33.147	1:18.038	8	68,136	18
19	651	Steve Bull	GBR	Tonykart	Screenvyn	9	12:09.994	35.878	1:18.619	4	67,633	19
20	642	Ernests Veismanis	LVA	Tonykart	Jurmala/Papas Racing	8	11:55.756	1 Lap	1:18.943	5	67,355	20

Announcements

These results are provisional until the conclusion of any judicial and technical matters!

No. 618 time penalty 3 sec. / leaving corridor with 2 wheels

No. 646 warning board / time penalty 5 sec

No. 618 + 637 + 644 time penalty 10 sec. / overtaking under yellow

Margin of Victory	Ø km/h	Best Lap Tm	km/h	Best Lap by
2.337	68,944	1:15.915	70,041	628 - Paolo DeConto

Official Timing www.rgmmc.com

Orbits

Timekeeping M. Wagner:

Clerk of the course Thomas Lainer:

www.mylaps.com

Steward Horst Seidel:

Chief Scrutineer Paul Klaassen:

Licensed to: Motorsport Events

Printed: 04.04.2015 13:40:17

posted at:

h



Rotax Euro Challenge Salbris/France

Rotax DD2

Salbris 1,477 Km

RACE 6 Qualifying Heat 2 C-D

04.04.2015 11:50

Race (9 Laps) started at 11:56:08

Lap	Time of Day	Lap Tm	Diff	S1 Tm	S2 Tm	S3 Tm	Lap	Time of Day	Lap Tm	Diff	S1 Tm	S2 Tm	S3 Tm
(660) Barrie Pullinger													
1	11:57:28.483	1:19.444	+3.405	27.701	23.904	27.839	1	11:57:29.159	1:19.807	+2.604	28.494	23.504	27.809
2	11:58:46.198	1:17.715	+1.676	26.390	23.760	27.565	2	11:58:49.029	1:19.870	+2.667	27.748	23.897	28.225
3	12:00:04.284	1:18.086	+2.047	26.333	23.936	27.817	3	12:00:07.111	1:18.082	+0.879	26.960	23.385	27.737
4	12:01:21.048	1:16.764	+0.725	26.214	23.181	27.369	4	12:01:24.801	1:17.690	+0.487	26.610	23.340	27.740
5	12:02:37.411	1:16.363	+0.324	26.171	23.098	27.094	5	12:02:43.206	1:18.405	+1.202	27.048	23.487	27.870
6	12:03:54.330	1:16.919	+0.880	26.500	23.251	27.168	6	12:04:00.949	1:17.743	+0.540	26.387	23.861	27.495
7	12:05:10.369	1:16.039		26.050	22.913	27.076	7	12:05:19.220	1:18.271	+1.068	27.285	23.306	27.680
8	12:06:26.520	1:16.151	+0.112	26.074	22.791	27.286	8	12:06:38.759	1:19.539	+2.336	27.351	23.686	28.502
9	12:07:42.663	1:16.143	+0.104	26.057	23.003	27.083	9	12:07:55.962	1:17.203		26.155	23.232	27.816
(644) Dimitris Vasileris													
1	11:57:29.159	1:19.807	+2.604	28.494	23.504	27.809	1	11:57:31.162	1:22.120	+4.914	29.679	23.800	28.641
2	11:58:49.029	1:19.870	+2.667	27.748	23.897	28.225	2	11:58:50.187	1:19.025	+1.819	27.316	23.698	28.011
3	12:00:07.111	1:18.082	+0.879	26.960	23.385	27.737	3	12:00:07.476	1:17.289	+0.083	26.399	23.170	27.720
4	12:01:24.801	1:17.690	+0.487	26.610	23.340	27.740	4	12:01:25.216	1:17.740	+0.534	26.606	23.199	27.935
5	12:02:43.206	1:18.405	+1.202	27.048	23.487	27.870	5	12:02:42.938	1:17.722	+0.516	26.291	23.233	28.198
6	12:04:00.949	1:17.743	+0.540	26.387	23.861	27.495	6	12:04:00.435	1:17.497	+0.291	26.074	23.487	27.936
7	12:05:19.220	1:18.271	+1.068	27.285	23.306	27.680	7	12:05:20.864	1:20.429	+3.223	30.006	23.140	27.283
8	12:06:38.759	1:19.539	+2.336	27.351	23.686	28.502	8	12:06:39.161	1:18.297	+1.091	26.233	23.670	28.394
9	12:07:55.962	1:17.203		26.155	23.232	27.816	9	12:07:56.367	1:17.206		26.656	23.076	27.474
(639) Henrique Baptista													
1	11:57:28.502	1:19.737	+3.475	28.168	23.973	27.596	1	11:57:31.162	1:22.120	+4.914	29.679	23.800	28.641
2	11:58:46.488	1:17.986	+1.724	26.755	23.652	27.579	2	11:58:50.187	1:19.025	+1.819	27.316	23.698	28.011
3	12:00:03.850	1:17.362	+1.100	26.355	23.442	27.565	3	12:00:07.476	1:17.289	+0.083	26.399	23.170	27.720
4	12:01:20.584	1:16.734	+0.472	26.383	23.117	27.234	4	12:01:25.216	1:17.740	+0.534	26.606	23.199	27.935
5	12:02:37.150	1:16.566	+0.304	26.022	23.200	27.344	5	12:02:42.938	1:17.722	+0.516	26.291	23.233	28.198
6	12:03:54.778	1:17.628	+1.366	27.168	23.163	27.297	6	12:04:00.435	1:17.497	+0.291	26.074	23.487	27.936
7	12:05:11.917	1:17.139	+0.877	26.385	23.303	27.451	7	12:05:20.864	1:20.429	+3.223	30.006	23.140	27.283
8	12:06:28.738	1:16.821	+0.559	26.491	23.200	27.130	8	12:06:39.161	1:18.297	+1.091	26.233	23.670	28.394
9	12:07:45.000	1:16.262		25.933	22.917	27.412	9	12:07:56.367	1:17.206		26.656	23.076	27.474
(637) Max Hofer													
1	11:57:31.162	1:22.120	+4.914	29.679	23.800	28.641	1	11:57:31.162	1:22.120	+4.914	29.679	23.800	28.641
2	11:58:50.187	1:19.025	+1.819	27.316	23.698	28.011	2	11:58:50.187	1:19.025	+1.819	27.316	23.698	28.011
3	12:00:07.476	1:17.289	+0.083	26.399	23.170	27.720	3	12:00:07.476	1:17.289	+0.083	26.399	23.170	27.720
4	12:01:25.216	1:17.740	+0.534	26.606	23.199	27.935	4	12:01:25.216	1:17.740	+0.534	26.606	23.199	27.935
5	12:02:42.938	1:17.722	+0.516	26.291	23.233	28.198	5	12:02:42.938	1:17.722	+0.516	26.291	23.233	28.198
6	12:04:00.435	1:17.497	+0.291	26.074	23.487	27.936	6	12:04:00.435	1:17.497	+0.291	26.074	23.487	27.936
7	12:05:20.864	1:20.429	+3.223	30.006	23.140	27.283	7	12:05:20.864	1:20.429	+3.223	30.006	23.140	27.283
8	12:06:39.161	1:18.297	+1.091	26.233	23.670	28.394	8	12:06:39.161	1:18.297	+1.091	26.233	23.670	28.394
9	12:07:56.367	1:17.206		26.656	23.076	27.474	9	12:07:56.367	1:17.206		26.656	23.076	27.474
(649) Martins Lapins													
1	11:57:30.848	1:21.995	+4.542	29.329	24.313	28.353	1	11:57:30.848	1:21.995	+4.542	29.329	24.313	28.353
2	11:58:49.821	1:18.973	+1.520	27.381	23.857	27.735	2	11:58:49.821	1:18.973	+1.520	27.381	23.857	27.735
3	12:00:08.448	1:18.627	+1.174	26.908	23.817	27.902	3	12:00:08.448	1:18.627	+1.174	26.908	23.817	27.902
4	12:01:26.428	1:17.980	+0.527	26.688	23.385	27.907	4	12:01:26.428	1:17.980	+0.527	26.688	23.385	27.907
5	12:02:44.274	1:17.846	+0.393	26.381	23.365	28.100	5	12:02:44.274	1:17.846	+0.393	26.381	23.365	28.100
6	12:04:01.727	1:17.453		26.262	23.240	27.951	6	12:04:01.727	1:17.453		26.262	23.240	27.951
7	12:05:19.707	1:17.980	+0.527	26.863	23.237	27.880	7	12:05:19.707	1:17.980	+0.527	26.863	23.237	27.880
8	12:06:39.624	1:19.917	+2.464	26.570	24.493	28.854	8	12:06:39.624	1:19.917	+2.464	26.570	24.493	28.854
9	12:07:58.392	1:18.768	+1.315	27.293	23.433	28.042	9	12:07:58.392	1:18.768	+1.315	27.293	23.433	28.042
(618) Philipp Seewer													
1	11:57:29.986	1:21.261	+3.823	29.054	24.125	28.082	1	11:57:29.986	1:21.261	+3.823	29.054	24.125	28.082
2	11:58:48.499	1:18.513	+1.075	26.714	23.770	28.029	2	11:58:48.499	1:18.513	+1.075	26.714	23.770	28.029
3	12:00:06.272	1:17.773	+0.335	26.531	23.328	27.914	3	12:00:06.272	1:17.773	+0.335	26.531	23.328	27.914
4	12:01:23.710	1:17.438		26.488	23.276	27.674	4	12:01:23.710	1:17.438		26.488	23.276	27.674
5	12:02:42.498	1:18.788	+1.350	27.065	23.618	28.105	5	12:02:42.498	1:18.788	+1.350	27.065	23.618	28.105
6	12:04:00.633	1:18.135	+0.697	26.268	24.199	27.668	6	12:04:00.633	1:18.135	+0.697	26.268	24.199	27.668
7	12:05:19.970	1:19.337	+1.899	27.850	23.599	27.888	7	12:05:19.970	1:19.337	+1.899	27.850	23.599	27.888
8	12:06:38.973	1:19.003	+1.565	26.693	23.898	28.412	8	12:06:38.973	1:19.003	+1.565	26.693	23.898	28.412
9	12:07:57.031	1:18.058	+0.620	26.596	23.645	27.817	9	12:07:57.031	1:18.058	+0.620	26.596	23.645	27.817
(619) Marcel Schirmer													
1	11:57:27.858	1:19.311	+2.551	27.784	23.742	27.785	1	11:57:27.858	1:19.311	+2.551	27.784	23.742	27.785
2	11:58:45.334	1:17.476	+0.716	26.681	23.458	27.337	2	11:58:45.334	1:17.476	+0.716	26.681	23.458	27.337
3	12:00:02.719	1:17.385	+0.625	26.340	23.406	27.639	3	12:00:02.719	1:17.385	+0.625	26.340	23.406	27.639
4	12:01:19.479	1:16.760		26.202	23.283	27.275	4	12:01:19.479	1:16.760		26.202	23.283	27.275
5	12:02:36.774	1:17.295	+0.535	26.412	23.253	27.630	5	12:02:36.774	1:17.295	+0.535	26.412	23.253	27.630
6	12:03:58.213	1:21.439	+4.679	27.752	24.589	29.098	6	12:03:58.213	1:21.439	+4.679	27.752	24.589	29.098
7	12:05:18.240	1:20.027	+3.267	27.297	24.045	28.685	7	12:05:18.240	1:20.027	+3.267	27.297	24.045	28.685
8	12:06:39.151	1:20.911	+4.151	27.376	24.288	29.247	8	12:06:39.151	1:20.911	+4.151	27.376	24.288	29.247
9	12:08:00.704	1:21.553	+4.793	27.449	24.500	29.604	9	12:08:00.704	1:21.553	+4.793	27.449	24.500	29.604
(699) Geza Fodor (M)													
1	11:57:34.655	1:23.256	+6.397	30.238	24.873	28.145	1	11:57:34.655	1:23.256	+6.397	30.238	24.873	28.145
2	11:58:53.541	1:18.886	+2.027	27.088	23.588	28.210	2	11:58:53.541	1:18.886	+2.027	27.088	23.588	28.210
3	12:00:12.845	1:19.304	+2.445	26.738	24.047	28.519	3	12:00:12.845	1:19.304	+2.445	26.738	24.047	28.519
4	12:01:31.362	1:18.517	+1.658	26.718	23.880	27.919	4	12:01:31.362	1:18.517	+1.658	26.718	23.88	



Rotax Euro Challenge Salbris/France

Rotax DD2

Salbris 1,477 Km

RACE 6 Qualifying Heat 2 C-D

04.04.2015 11:50

Race (9 Laps) started at 11:56:08

Lap	Time of Day	Lap Tm	Diff	S1 Tm	S2 Tm	S3 Tm	Lap	Time of Day	Lap Tm	Diff	S1 Tm	S2 Tm	S3 Tm
(629) Igor Mukhin (M)													
1	11:57:31.948	1:22.584	+5.044	30.219	23.992	28.373	1	11:57:45.705	1:35.785	+17.166	44.070	23.566	28.149
2	11:58:54.969	1:23.021	+5.481	27.068	27.416	28.537	2	11:59:05.250	1:19.545	+0.926	26.657	24.198	28.690
3	12:00:13.718	1:18.749	+1.209	27.154	23.445	28.150	3	12:00:23.902	1:18.652	+0.033	26.955	23.503	28.194
4	12:01:32.673	1:18.955	+1.415	26.566	23.622	28.767	4	12:01:42.521	1:18.619		26.817	23.677	28.125
5	12:02:50.661	1:17.988	+0.448	26.624	23.186	28.178	5	12:03:01.430	1:18.909	+0.290	27.073	23.683	28.153
6	12:04:08.497	1:17.836	+0.296	27.079	23.152	27.605	6	12:04:20.376	1:18.946	+0.327	26.877	23.914	28.155
7	12:05:26.037	1:17.540		26.195	23.367	27.978	7	12:05:40.438	1:20.062	+1.443	27.653	23.995	28.414
8	12:06:44.437	1:18.400	+0.860	26.639	23.507	28.254	8	12:06:59.553	1:19.115	+0.496	27.005	23.715	28.395
9	12:08:02.570	1:18.133	+0.593	26.688	22.938	28.507	9	12:08:18.541	1:18.988	+0.369	26.759	23.746	28.483
(651) Steve Bull													
1	11:57:33.515	1:23.854	+5.482	30.918	24.133	28.803	1	11:57:36.536	1:26.755	+7.812	34.155	23.988	28.612
2	11:58:52.964	1:19.449	+1.077	26.969	24.158	28.322	2	11:58:56.472	1:19.936	+0.993	26.862	24.130	28.944
3	12:00:12.252	1:19.288	+0.916	26.934	24.041	28.313	3	12:00:16.356	1:19.884	+0.941	28.156	23.645	28.083
4	12:01:31.675	1:19.423	+1.051	27.107	23.649	28.667	4	12:02:07.126	1:50.770	+31.827	27.052	55.333	28.385
5	12:02:50.184	1:18.509	+0.137	26.831	23.548	28.130	5	12:03:26.069	1:18.943		27.186	23.657	28.100
6	12:04:08.556	1:18.372		26.918	23.212	28.242	6	12:04:45.038	1:18.969	+0.026	27.232	23.936	27.801
7	12:05:27.885	1:19.329	+0.957	27.610	23.454	28.265	7	12:06:40.826	1:55.788	+36.845	27.625	23.758	1:04.405
8	12:06:46.366	1:18.481	+0.109	27.065	23.374	28.042	8	12:08:04.303	1:23.477	+4.534	26.954	23.775	32.748
9	12:08:05.068	1:18.702	+0.330	26.833	23.422	28.447							
(652) Ilja Aloskins (M)													
1	11:57:35.680	1:26.418	+8.147	32.510	24.917	28.991							
2	11:58:56.152	1:20.472	+2.201	26.801	24.402	29.269							
3	12:00:15.642	1:19.490	+1.219	26.980	23.839	28.671							
4	12:01:34.476	1:18.834	+0.563	26.764	23.793	28.277							
5	12:02:53.247	1:18.771	+0.500	26.687	23.876	28.208							
6	12:04:11.701	1:18.454	+0.183	26.524	23.710	28.220							
7	12:05:29.972	1:18.271		26.512	23.588	28.171							
8	12:06:48.479	1:18.507	+0.236	26.484	23.711	28.312							
9	12:08:06.874	1:18.395	+0.124	26.349	23.857	28.189							
(658) Fabienne Lanz													
1	11:57:33.762	1:23.626	+5.987	30.267	23.895	29.464							
2	11:58:55.432	1:21.670	+4.031	27.916	24.591	29.163							
3	12:00:17.700	1:22.268	+4.629	28.103	24.099	30.066							
4	12:01:36.598	1:18.898	+1.259	27.381	23.595	27.922							
5	12:02:54.237	1:17.639		26.825	23.027	27.787							
6	12:04:12.496	1:18.259	+0.620	26.966	23.373	27.920							
7	12:05:30.614	1:18.118	+0.479	26.749	23.189	28.180							
8	12:06:49.201	1:18.587	+0.948	26.712	23.296	28.579							
9	12:08:07.185	1:17.984	+0.345	26.830	23.235	27.919							
(627) Kawase Tomokazu (M)													
1	11:57:34.106	1:23.579	+4.859	30.387	24.312	28.880							
2	11:58:56.089	1:21.983	+3.263	27.823	24.732	29.428							
3	12:00:19.062	1:22.973	+4.253	30.457	23.973	28.543							
4	12:01:38.803	1:19.741	+1.021	27.146	24.029	28.566							
5	12:02:58.077	1:19.274	+0.554	26.779	23.888	28.607							
6	12:04:17.106	1:19.029	+0.309	26.678	23.750	28.601							
7	12:05:35.826	1:18.720		26.892	23.758	28.070							
8	12:06:54.588	1:18.762	+0.042	26.801	23.600	28.361							
9	12:08:13.487	1:18.899	+0.179	26.591	23.813	28.495							
(650) Ronald Billings (M)													
1	11:57:42.611	1:33.152	+15.114	31.970	27.257	33.925							
2	11:59:04.892	1:22.281	+4.243	28.874	24.173	29.234							
3	12:00:24.866	1:19.974	+1.936	27.368	23.997	28.609							
4	12:01:43.790	1:18.924	+0.886	27.174	23.554	28.196							
5	12:03:02.070	1:18.280	+0.242	26.773	23.323	28.184							
6	12:04:20.728	1:18.658	+0.620	26.554	23.654	28.450							
7	12:05:39.330	1:18.602	+0.564	27.230	23.482	27.890							
8	12:06:57.368	1:18.038		26.838	23.418	27.782							
9	12:08:15.810	1:18.442	+0.404	26.609	23.724	28.109							
(656) Lorenzo van Riet													
1	11:57:42.611	1:33.152	+15.114	31.970	27.257	33.925							
2	11:59:04.892	1:22.281	+4.243	28.874	24.173	29.234							
3	12:00:24.866	1:19.974	+1.936	27.368	23.997	28.609							
4	12:01:43.790	1:18.924	+0.886	27.174	23.554	28.196							
5	12:03:02.070	1:18.280	+0.242	26.773	23.323	28.184							
6	12:04:20.728	1:18.658	+0.620	26.554	23.654	28.450							
7	12:05:39.330	1:18.602	+0.564	27.230	23.482	27.890							
8	12:06:57.368	1:18.038		26.838	23.418	27.782							
9	12:08:15.810	1:18.442	+0.404	26.609	23.724	28.109							



Rotax Euro Challenge Salbris/France

Rotax DD2

Salbris 1,477 Km

RACE 11 Qualifying Heat 3 A-C

04.04.2015 14:40

Race (9 Laps) started at 14:43:31

Pos	No.	Name	Nat.	Chassis	Race Team	Laps	Total Tm	Diff	Best Tm	In Lap	km/h	Points
1	606	Anthony Abbasse	FRA	Sodikart	Sodikart	9	10:58.631		1:11.340	9	74,533	0
2	657	Mats van den Brand	NLD	DR	VPDR	9	10:59.825	1.194	1:12.085	8	73,763	2
3	613	Ferenc Kancsar	HUN	BirelART	BirelART/KMS	9	11:00.854	2.223	1:11.695	9	74,164	3
4	648	Roope Markkanen	FIN	Tonykart	VRT	9	11:01.683	3.052	1:11.583	9	74,280	4
5	619	Marcel Schirmer	DEU	Tonykart	RS Competition	9	11:01.982	3.351	1:12.303	8	73,541	5
6	649	Martins Lapins	LVA	Flandria Kart	Team Flandria Kart	9	11:02.494	3.863	1:11.982	9	73,868	6
7	656	Lorenzo van Riet	NLD	Formula K	Brand Racing	9	11:02.512	3.881	1:11.643	9	74,218	7
8	609	Kevin Ludi	CHE	Kosmic	Spirit Racing	9	11:03.498	4.867	1:12.894	8	72,944	8
9	629	Igor Mukhin (M)	RUS	CRG	CRG S.P.A.	9	11:03.570	4.939	1:11.862	8	73,992	9
10	637	Max Hofer	AUT	Ricciardo Kart	Speedworld	9	11:03.838	5.207	1:11.957	9	73,894	10
11	616	Luka Kamali	DEU	CRG	CRG S.P.A.	9	11:08.899	10.268	1:12.434	9	73,408	11
12	618	Philipp Seewer	CHE	Kosmic	Spirit Racing	9	11:09.769	11.138	1:12.904	9	72,934	12
13	641	Tamsin Germain (M)	GBR	CRG	DG Racing	9	11:10.486	11.855	1:12.615	9	73,225	13
14	625	Marc Berteaux (M)	FRA	Birel Art	Sologne Sport Tech	9	11:11.413	12.782	1:12.718	8	73,121	14
15	622	Marc Lupfer	DEU	Tonykart	Ratisbona Motorsport	9	11:11.606	12.975	1:12.458	9	73,383	15
16	655	Christophe Adams (M)	FRA	BirelArt	BirelART/KMS	9	11:12.462	13.831	1:12.368	9	73,474	16
17	652	Ilja Aloskins (M)	LVA	Sodikart	RB Sports	9	11:16.203	17.572	1:12.896	9	72,942	17
18	627	Kawase Tomokazu (M)	JPN	TBA	Uniq Racing Team	9	11:16.446	17.815	1:12.954	9	72,884	18
19	643	Marcel Steinert	DEU	Kosmic	Ratisbona Motorsport	9	11:47.588	48.957	1:11.869	9	73,985	19
20	658	Fabienne Lanz	ZAF	Formula K	Brand Racing	9	11:57.301	58.670	1:12.754	8	73,085	20

Announcements

These results are provisional until the conclusion of any judicial and technical matters!

Margin of Victory	Ø km/h	Best Lap Tm	km/h	Best Lap by
1.194	72,658	1:11.340	74,533	606 - Anthony Abbasse

Official Timing www.rgmmc.com

Orbits

Timekeeping M. Wagner:

Clerk of the course Thomas Lainer:

www.mylaps.com

Steward Horst Seidel:

Chief Scrutineer Paul Klaassen:

Licensed to: Motorsport Events

Printed: 04.04.2015 14:57:06

posted at:

h



Rotax Euro Challenge Salbris/France

Rotax DD2

Salbris 1,477 Km

RACE 11 Qualifying Heat 3 A-C

04.04.2015 14:40

Race (9 Laps) started at 14:43:31

Lap	Time of Day	Lap Tm	Diff	S1 Tm	S2 Tm	S3 Tm	Lap	Time of Day	Lap Tm	Diff	S1 Tm	S2 Tm	S3 Tm
(606) Anthony Abbasse													
1	14:44:47.836	1:15.943	+4.603	26.988	22.343	26.612	1	14:44:50.421	1:17.792	+6.149	27.466	23.221	27.105
2	14:46:02.220	1:14.384	+3.044	25.341	22.284	26.759	2	14:46:04.683	1:14.262	+2.619	25.564	22.371	26.327
3	14:47:15.706	1:13.486	+2.146	24.923	22.173	26.390	3	14:47:18.442	1:13.759	+2.116	25.032	22.176	26.551
4	14:48:29.307	1:13.601	+2.261	25.306	22.256	26.039	4	14:48:32.211	1:13.769	+2.126	25.309	22.209	26.251
5	14:49:42.446	1:13.139	+1.799	24.935	22.074	26.130	5	14:49:44.942	1:12.731	+1.088	25.083	21.807	25.841
6	14:50:54.825	1:12.379	+1.039	24.610	21.809	25.960	6	14:50:57.495	1:12.553	+0.910	24.642	21.844	26.067
7	14:52:06.664	1:11.839	+0.499	24.727	21.560	25.552	7	14:52:09.671	1:12.176	+0.533	24.576	21.684	25.916
8	14:53:18.389	1:11.725	+0.385	24.108	21.726	25.891	8	14:53:21.967	1:12.296	+0.653	24.590	21.682	26.024
9	14:54:29.729	1:11.340		24.483	21.431	25.426	9	14:54:33.610	1:11.643		24.383	21.666	25.594
(656) Lorenzo van Riet													
1	14:44:46.226	1:15.027	+2.942	26.174	22.301	26.552	1	14:44:46.767	1:15.565	+2.671	26.632	22.400	26.533
2	14:46:00.475	1:14.249	+2.164	25.329	22.437	26.483	2	14:46:01.244	1:14.477	+1.583	25.480	22.642	26.355
3	14:47:14.608	1:14.133	+2.048	25.163	22.363	26.607	3	14:47:15.268	1:14.024	+1.130	25.103	22.439	26.482
4	14:48:28.173	1:13.565	+1.480	24.828	22.276	26.461	4	14:48:29.192	1:13.924	+1.030	25.197	22.313	26.414
5	14:49:41.242	1:13.069	+0.984	24.748	22.135	26.186	5	14:49:42.167	1:12.975	+0.081	24.776	22.083	26.116
6	14:50:53.927	1:12.685	+0.600	24.760	21.947	25.978	6	14:50:55.267	1:13.100	+0.206	24.767	22.120	26.213
7	14:52:06.169	1:12.242	+0.157	24.524	21.875	25.843	7	14:52:08.435	1:13.168	+0.274	25.115	22.224	25.829
8	14:53:18.254	1:12.085		24.344	21.887	25.854	8	14:53:21.329	1:12.894		24.720	22.180	25.994
9	14:54:30.923	1:12.669	+0.584	24.777	21.705	26.187	9	14:54:34.596	1:13.267	+0.373	25.486	21.716	26.065
(609) Kevin Ludi													
1	14:44:47.095	1:15.669	+3.974	26.694	22.427	26.548	1	14:44:49.868	1:17.580	+5.718	27.724	23.000	26.856
2	14:46:01.426	1:14.331	+2.636	25.202	22.343	26.786	2	14:46:04.229	1:14.361	+2.499	25.306	22.462	26.593
3	14:47:15.358	1:13.932	+2.237	25.138	22.547	26.247	3	14:47:18.336	1:14.107	+2.245	24.985	22.517	26.605
4	14:48:29.773	1:14.415	+2.720	25.575	22.535	26.305	4	14:48:32.453	1:14.117	+2.255	24.961	22.526	26.630
5	14:49:42.667	1:12.894	+1.199	24.726	22.057	26.111	5	14:49:45.842	1:13.389	+1.527	25.052	22.264	26.073
6	14:50:55.418	1:12.751	+1.056	25.064	21.686	26.001	6	14:50:58.376	1:12.534	+0.672	24.626	22.057	25.851
7	14:52:08.143	1:12.725	+1.030	25.020	21.801	25.904	7	14:52:10.690	1:12.314	+0.452	24.371	22.047	25.896
8	14:53:20.257	1:12.114	+0.419	24.227	21.882	26.005	8	14:53:22.552	1:11.862		24.405	21.592	25.865
9	14:54:31.952	1:11.695		24.418	21.529	25.748	9	14:54:34.668	1:12.116	+0.254	24.437	22.064	25.615
(629) Igor Mukhin (M)													
1	14:44:48.961	1:17.137	+5.554	27.564	22.923	26.650	1	14:44:50.386	1:18.386	+6.429	27.677	22.726	27.983
2	14:46:03.141	1:14.180	+2.597	25.185	22.381	26.614	2	14:46:05.726	1:15.340	+3.383	25.844	22.677	26.819
3	14:47:17.194	1:14.053	+2.470	25.313	22.279	26.461	3	14:47:19.475	1:13.749	+1.792	25.250	21.996	26.503
4	14:48:30.750	1:13.556	+1.973	25.092	22.259	26.205	4	14:48:32.753	1:13.278	+1.321	25.045	21.941	26.292
5	14:49:43.689	1:12.939	+1.356	24.863	22.036	26.040	5	14:49:46.273	1:13.520	+1.563	25.162	21.947	26.411
6	14:50:56.463	1:12.774	+1.191	24.765	21.838	26.171	6	14:50:58.910	1:12.637	+0.680	24.801	21.767	26.069
7	14:52:08.858	1:12.395	+0.812	24.680	21.786	25.929	7	14:52:10.994	1:12.084	+0.127	24.758	21.510	25.816
8	14:53:21.198	1:12.340	+0.757	24.452	21.841	26.047	8	14:53:22.979	1:11.985	+0.028	24.781	21.691	25.513
9	14:54:32.781	1:11.583		24.490	21.510	25.583	9	14:54:34.936	1:11.957		24.360	21.846	25.751
(637) Max Hofer													
1	14:44:46.650	1:15.552	+3.249	26.441	22.521	26.590	1	14:44:50.765	1:17.853	+5.419	27.734	23.055	27.064
2	14:46:00.933	1:14.283	+1.980	25.295	22.563	26.425	2	14:46:06.282	1:15.517	+3.083	25.905	22.674	26.938
3	14:47:15.143	1:14.210	+1.907	25.020	22.685	26.505	3	14:47:20.710	1:14.428	+1.994	25.667	22.195	26.566
4	14:48:28.859	1:13.716	+1.413	25.129	22.405	26.182	4	14:48:34.459	1:13.749	+1.315	25.172	22.083	26.494
5	14:49:42.012	1:13.153	+0.850	24.870	22.050	26.233	5	14:49:48.081	1:13.622	+1.188	25.103	22.116	26.403
6	14:50:55.077	1:13.065	+0.762	24.756	21.994	26.315	6	14:51:01.456	1:13.375	+0.941	25.217	21.869	26.289
7	14:52:07.848	1:12.771	+0.468	24.992	21.777	26.002	7	14:52:14.176	1:12.720	+0.286	24.918	21.852	25.950
8	14:53:20.151	1:12.303		24.476	21.756	26.071	8	14:53:27.563	1:13.387	+0.953	25.175	22.244	25.968
9	14:54:33.080	1:12.929	+0.626	24.489	22.105	26.335	9	14:54:39.997	1:12.434		24.644	21.647	26.143
(616) Luka Kamali													
1	14:44:49.281	1:17.667	+5.685	27.672	23.046	26.949	1	14:44:47.432	1:16.018	+3.114	27.038	22.434	26.546
2	14:46:03.566	1:14.285	+2.303	25.181	22.577	26.527	2	14:46:02.767	1:15.335	+2.431	25.331	22.613	27.391
3	14:47:17.510	1:13.944	+1.962	25.393	22.204	26.347	3	14:47:17.028	1:14.261	+1.357	25.340	22.440	26.481
4	14:48:31.637	1:14.127	+2.145	25.256	22.408	26.463	4	14:48:31.820	1:14.792	+1.888	25.808	22.579	26.405
5	14:49:44.223	1:12.586	+0.604	24.699	22.043	25.844	5	14:49:47.065	1:12.445	+2.341	26.018	22.657	26.570
6	14:50:57.217	1:12.994	+1.012	24.718	22.168	26.108	6	14:51:00.554	1:13.489	+0.585	24.993	22.074	26.422
7	14:52:09.341	1:12.124	+0.142	24.496	21.768	25.860	7	14:52:13.906	1:13.352	+0.448	25.224	21.965	26.163
8	14:53:21.610	1:12.269	+0.287	24.424	22.074	25.771	8	14:53:27.963	1:14.057	+1.153	25.380	22.514	26.163
9	14:54:33.592	1:11.982		24.361	21.851	25.770	9	14:54:40.867	1:12.904		24.786	22.028	26.090
(649) Martins Lapins													
1	14:44:47.836	1:15.943	+4.603	26.988	22.343	26.612	1	14:44:50.421	1:17.792	+6.149	27.466	23.221	27.105
2	14:46:02.220	1:14.384	+3.044	25.341	22.284	26.759	2	14:46:04.683	1:14.262	+2.619	25.564	22.371	26.327
3	14:47:15.706	1:13.486	+2.146	24.923	22.173	26.390	3	14:47:18.442	1:13.759	+2.116	25.032	22.176	26.551
4	14:48:29.307	1:13.601	+2.261	25.306	22.256	26.039	4	14:48:32.211	1:13.769	+2.126	25.309	22.209	26.251
5	14:49:42.446	1:13.139	+1.799	24.935	22.074	26.130	5	14:49:44.942	1:12.731	+1.088	25.083	21.807	25.841
6	14:50:54.825	1:12.379	+1.039	24.610	21.809	25.960	6	14:50:57.495	1:12.553	+0.910	24.642	21.844	26.067
7	14:52:06.664	1:11.839	+0.499	24.727	21.560	25.552	7	14:52:09.671	1:12.176	+0.533	24.576	21.684	25.916
8	14:53:18.389	1:11.725	+0.385	24.108	21.726	25.891	8	14:53:21.967	1:12.296	+0.653	24.590	21.682	26.024
9	14:54:29.729	1:11.340		24.483	21.431	25.426	9	14:54:33.610	1:11.643		24.383	21.666	25.594
(656) Lorenzo van Riet													
1	14:44:46.226	1:15.027	+2.942	26.174	22.301	26.552	1	14:44:46.767	1:15.565	+2.671	26.632	22.400	26.533
2	14:46:00.475	1:14.249	+2.164	25.329	22.437	26.483	2	14:46:01.244	1:14.477	+1.583	25.480	22.642	26.355
3	14:47:14.608	1:14.133	+2.048	25.163	22.363	26.607	3	14:47:15.268	1:14.024	+1.130	25.103	22.439	26.482
4	14:48:28.173	1:13.565	+1.480	24.828	22.276	26.461	4	14:48:29.192	1:13.924	+1.030	25.197	22.313	26.414
5	14:49:41												



Rotax Euro Challenge Salbris/France

Rotax DD2

Salbris 1,477 Km

RACE 11 Qualifying Heat 3 A-C

04.04.2015 14:40

Race (9 Laps) started at 14:43:31

Lap	Time of Day	Lap Tm	Diff	S1 Tm	S2 Tm	S3 Tm	Lap	Time of Day	Lap Tm	Diff	S1 Tm	S2 Tm	S3 Tm
(641) Tamsin Germain (M)													
1	14:44:50.307	1:18.330	+5.715	27.863	22.892	27.575	1	14:45:01.026	1:27.145	+15.276	30.534	25.778	30.833
2	14:46:06.247	1:15.940	+3.325	25.624	22.867	27.449	2	14:46:26.556	1:25.530	+13.661	32.368	24.517	28.645
3	14:47:21.296	1:15.049	+2.434	25.938	22.405	26.706	3	14:47:47.430	1:20.874	+9.005	28.366	23.777	28.731
4	14:48:35.480	1:14.184	+1.569	25.404	22.189	26.591	4	14:49:06.213	1:18.783	+6.914	27.151	23.364	28.268
5	14:49:49.417	1:13.937	+1.322	25.317	22.133	26.487	5	14:50:23.606	1:17.393	+5.524	26.434	23.071	27.888
6	14:51:02.918	1:13.501	+0.886	25.012	22.067	26.422	6	14:51:38.494	1:14.888	+3.019	25.647	22.511	26.730
7	14:52:15.910	1:12.992	+0.377	24.948	21.950	26.094	7	14:52:53.048	1:14.554	+2.685	25.602	22.233	26.719
8	14:53:28.969	1:13.059	+0.444	24.991	21.942	26.126	8	14:54:06.817	1:13.769	+1.900	24.887	22.400	26.482
9	14:54:41.584	1:12.615		24.712	21.575	26.328	9	14:55:18.686	1:11.869		24.309	21.514	26.046
(643) Marcel Steinert													
1	14:45:01.026	1:27.145	+15.276	30.534	25.778	30.833	1	14:45:37.079	2:05.036	+52.282	1:15.129	22.794	27.113
2	14:46:26.556	1:25.530	+13.661	32.368	24.517	28.645	2	14:46:52.086	1:15.007	+2.253	25.631	22.376	27.000
3	14:47:47.430	1:20.874	+9.005	28.366	23.777	28.731	3	14:48:07.058	1:14.972	+2.218	25.713	22.335	26.924
4	14:49:06.213	1:18.783	+6.914	27.151	23.364	28.268	4	14:49:21.595	1:14.537	+1.783	25.351	22.369	26.817
5	14:50:23.606	1:17.393	+5.524	26.434	23.071	27.888	5	14:50:35.619	1:14.024	+1.270	25.259	22.166	26.599
6	14:51:38.494	1:14.888	+3.019	25.647	22.511	26.730	6	14:51:49.637	1:14.018	+1.264	25.204	22.137	26.677
7	14:52:53.048	1:14.554	+2.685	25.602	22.233	26.719	7	14:53:02.607	1:12.970	+0.216	24.914	22.081	25.975
8	14:54:06.817	1:13.769	+1.900	24.887	22.400	26.482	8	14:54:15.361	1:12.754		24.733	21.940	26.081
9	14:55:18.686	1:11.869		24.309	21.514	26.046	9	14:55:28.399	1:13.038	+0.284	24.523	22.110	26.405
(625) Marc Berteaux (M)													
1	14:44:51.708	1:18.673	+5.955	28.273	23.021	27.379	1	14:45:37.079	2:05.036	+52.282	1:15.129	22.794	27.113
2	14:46:06.784	1:15.076	+2.358	25.770	22.342	26.964	2	14:46:52.086	1:15.007	+2.253	25.631	22.376	27.000
3	14:47:21.828	1:15.044	+2.326	25.760	22.502	26.782	3	14:48:07.058	1:14.972	+2.218	25.713	22.335	26.924
4	14:48:36.360	1:14.532	+1.814	25.574	22.215	26.743	4	14:49:21.595	1:14.537	+1.783	25.351	22.369	26.817
5	14:49:50.389	1:14.029	+1.311	25.086	22.244	26.699	5	14:50:35.619	1:14.024	+1.270	25.259	22.166	26.599
6	14:51:03.748	1:13.359	+0.641	24.976	21.974	26.409	6	14:51:49.637	1:14.018	+1.264	25.204	22.137	26.677
7	14:52:16.928	1:13.180	+0.462	25.065	21.964	26.151	7	14:53:02.607	1:12.970	+0.216	24.914	22.081	25.975
8	14:53:29.646	1:12.718		24.717	21.810	26.191	8	14:54:15.361	1:12.754		24.733	21.940	26.081
9	14:54:42.511	1:12.865	+0.147	24.719	21.845	26.301	9	14:55:28.399	1:13.038	+0.284	24.523	22.110	26.405
(622) Marc Lupfer													
1	14:44:51.067	1:18.303	+5.845	27.625	23.230	27.448	1	14:45:37.079	2:05.036	+52.282	1:15.129	22.794	27.113
2	14:46:07.320	1:16.253	+3.795	26.722	22.642	26.889	2	14:46:52.086	1:15.007	+2.253	25.631	22.376	27.000
3	14:47:22.732	1:15.412	+2.954	25.375	23.266	26.771	3	14:48:07.058	1:14.972	+2.218	25.713	22.335	26.924
4	14:48:37.113	1:14.381	+1.923	25.430	22.268	26.683	4	14:49:21.595	1:14.537	+1.783	25.351	22.369	26.817
5	14:49:50.942	1:13.829	+1.371	25.107	22.193	26.529	5	14:50:35.619	1:14.024	+1.270	25.259	22.166	26.599
6	14:51:04.422	1:13.480	+1.022	24.838	22.120	26.522	6	14:51:49.637	1:14.018	+1.264	25.204	22.137	26.677
7	14:52:17.438	1:13.016	+0.558	24.938	21.939	26.139	7	14:53:02.607	1:12.970	+0.216	24.914	22.081	25.975
8	14:53:30.246	1:12.808	+0.350	24.744	22.023	26.041	8	14:54:15.361	1:12.754		24.733	21.940	26.081
9	14:54:42.704	1:12.458		24.752	21.635	26.071	9	14:55:28.399	1:13.038	+0.284	24.523	22.110	26.405
(655) Christophe Adams (M)													
1	14:44:52.038	1:18.469	+6.101	27.967	23.256	27.246	1	14:45:37.079	2:05.036	+52.282	1:15.129	22.794	27.113
2	14:46:07.804	1:15.766	+3.398	26.025	22.927	26.814	2	14:46:52.086	1:15.007	+2.253	25.631	22.376	27.000
3	14:47:22.309	1:14.505	+2.137	25.337	22.422	26.746	3	14:48:07.058	1:14.972	+2.218	25.713	22.335	26.924
4	14:48:36.548	1:14.239	+1.871	25.382	22.360	26.497	4	14:49:21.595	1:14.537	+1.783	25.351	22.369	26.817
5	14:49:52.301	1:15.753	+3.385	25.264	23.968	26.521	5	14:50:35.619	1:14.024	+1.270	25.259	22.166	26.599
6	14:51:05.852	1:13.551	+1.183	25.207	22.040	26.304	6	14:51:49.637	1:14.018	+1.264	25.204	22.137	26.677
7	14:52:18.558	1:12.706	+0.338	24.926	21.793	25.987	7	14:53:02.607	1:12.970	+0.216	24.914	22.081	25.975
8	14:53:31.192	1:12.634	+0.266	24.962	21.806	25.866	8	14:54:15.361	1:12.754		24.733	21.940	26.081
9	14:54:43.560	1:12.368		24.784	21.683	25.901	9	14:55:28.399	1:13.038	+0.284	24.523	22.110	26.405
(652) Ilja Aloskins (M)													
1	14:44:51.614	1:18.857	+5.961	28.187	23.173	27.497	1	14:45:37.079	2:05.036	+52.282	1:15.129	22.794	27.113
2	14:46:08.417	1:16.803	+3.907	26.120	23.744	26.939	2	14:46:52.086	1:15.007	+2.253	25.631	22.376	27.000
3	14:47:23.421	1:15.004	+2.108	25.380	22.658	26.966	3	14:48:07.058	1:14.972	+2.218	25.713	22.335	26.924
4	14:48:38.160	1:14.739	+1.843	25.338	22.375	27.026	4	14:49:21.595	1:14.537	+1.783	25.351	22.369	26.817
5	14:49:53.631	1:15.471	+2.575	25.007	23.284	27.180	5	14:50:35.619	1:14.024	+1.270	25.259	22.166	26.599
6	14:51:07.797	1:14.166	+1.270	25.593	22.230	26.343	6	14:51:49.637	1:14.018	+1.264	25.204	22.137	26.677
7	14:52:21.501	1:13.704	+0.808	25.146	21.833	26.725	7	14:53:02.607	1:12.970	+0.216	24.914	22.081	25.975
8	14:53:34.405	1:12.904	+0.008	24.720	22.023	26.161	8	14:54:15.361	1:12.754		24.733	21.940	26.081
9	14:54:47.301	1:12.896		24.686	21.794	26.416	9	14:55:28.399	1:13.038	+0.284	24.523	22.110	26.405
(627) Kawase Tomokazu (M)													
1	14:44:52.673	1:19.505	+6.551	28.546	23.377	27.582	1	14:45:37.079	2:05.036	+52.282	1:15.129	22.794	27.113
2	14:46:08.633	1:15.960	+3.006	25.903	23.127	26.930	2	14:46:52.086	1:15.007	+2.253	25.631	22.376	27.000
3	14:47:23.633	1:15.000	+2.046	25.679	22.518	26.803	3	14:48:07.058	1:14.972	+2.218	25.713	22.335	26.924
4	14:48:38.564	1:14.931	+1.977	25.464	22.260	27.207	4	14:49:21.595	1:14.537	+1.783	25.351	22.369	26.817
5	14:49:53.336	1:14.772	+1.818	25.103	23.081	26.588	5	14:50:35.619	1:14.024	+1.270	25.259	22.166	26.599
6	14:51:07.328	1:13.992	+1.038	25.652	21.802	26.538	6	14:51:49.637	1:14.018	+1.264	25.204	22.137	26.677
7	14:52:20.726	1:13.398	+0.444	25.073	22.035	26.290	7	14:53:02.607	1:12.970	+0.216	24.914	22.081	25.975
8	14:53:34.590	1:13.864	+0.910	25.091	21.994	26.779	8	14:54:15.361	1:12.754		24.733	21.940	26.081
9	14:54:47.544	1:12.954		25.002	21.987	25.965	9	14:55:28.399	1:13.038	+0.284	24.523	22.110	26.405

Timekeeping M. Wagner: Clerk of the course Thomas Lainer:

Steward Horst Seidel: Chief Scrutineer Paul Klaassen:





Rotax Euro Challenge Salbris/France

Rotax DD2

Salbris 1,477 Km

RACE 12 Qualifying Heat 4 B-D

-NEW-

04.04.2015 15:00

Race (9 Laps) started at 15:03:59

Pos	No.	Name	Nat.	Chassis	Race Team	Laps	Total Tm	Diff	Best Tm	In Lap	km/h	Points
1	660	Barrie Pullinger	GBR	FA Kart	Dan Holland Racing	9	9:43.240		1:03.106	7	84,258	0
2	653	Henrijs Grube	LVA	Sodikart	RB Sports	9	9:47.898	4.658	1:03.530	6	83,696	2
3	605	Filippos Kalesis	GRC	Flandria Kart	Team Flandria Kart	9	9:53.094	9.854	1:02.854	8	84,596	3
4	639	Henrique Baptista	PRT	FA Kart	Dan Holland Racing	9	9:53.607	10.367	1:02.596	8	84,945	4
5	646	Alexis Coursault	FRA	Birelart	Sologne Sport Tech	9	9:56.805	13.565	1:03.498	9	83,738	5
6	662	Rasmus Markkanen	FIN	Tonykart	VRT	9	9:57.029	13.789	1:02.868	9	84,577	6
7	669	Constantin Schoell	AUT	Tonykart	Strawberry Racing	9	10:14.003	30.763	1:03.440	9	83,815	7
8	640	Sascha Pio Haida	DEU	Birelart	JLC Racing Team	9	10:14.502	31.262	1:04.230	9	82,784	8
9	615	Maxi Fleischmann	DEU	Praga	Rotax Praga Racing Team	9	10:14.649	31.409	1:03.897	9	83,215	9
10	645	Uldis Timaks (M)	LVA	Tonykart	Uldis Timaks	9	10:20.002	36.762	1:04.107	7	82,943	10
11	699	Geza Fodor (M)	HUN	Ricciardo Kart	Ricciardo/KMS	9	10:28.063	44.823	1:04.556	6	82,366	11
12	647	Arnaud Kozlinski	FRA	Sodikart	Sodikart	9	10:32.073	48.833	1:09.313	3	76,713	12
13	644	Dimitris Vasileris	GRC	Tonykart	Prt Motorsport	9	10:35.518	52.278	1:08.993	2	77,069	13
14	628	Paolo DeConto	ITA	CRG	CRG S.P.A.	9	10:37.484	54.244	1:08.717	2	77,378	14
15	642	Ernestis Veismanis	LVA	Tonykart	Jurmala/Papas Racing	9	10:52.446	1:09.206	1:10.021	2	75,937	15
16	650	Ronald Billings (M)	GBR	Tonykart	Screenvyn	8	9:43.332	1 Lap	1:11.703	2	74,156	16
17	651	Steve Bull	GBR	Tonykart	Screenvyn	8	9:43.574	1 Lap	1:11.334	8	74,539	17
18	634	Oriol Dalmau	ESP	Tonykart	MDC Racing	8	9:44.509	1 Lap	1:11.629	2	74,233	18
19	624	Haralds Garkaklis	LVA	Flandria Kart	Flandria Kart	3	3:34.597	6 Laps	1:09.208	2	76,829	19
Not classified												
EXC	654	Alessio Curto	DEU	Praga	Mtec Praga Racing	9	9:56.041	EXC	1:02.801	8	84,667	22

Announcements

These results are provisional until the conclusion of any judicial and technical matters!
 No. 654 exclusion from Heat B-D / technical non conformity

Margin of Victory	Ø km/h	Best Lap Tm	km/h	Best Lap by
4.658	82,050	1:02.596	84,945	639 - Henrique Baptista

Official Timing www.rgmmc.com

Orbits

Timekeeping M. Wagner:

Clerk of the course Thomas Lainer:

www.mylaps.com

Steward Horst Seidel:

Chief Scrutineer Paul Klaassen:

Licensed to: Motorsport Events

Printed: 04.04.2015 16:02:18

posted at:

h



Rotax Euro Challenge Salbris/France

Rotax DD2

Salbris 1,477 Km

RACE 12 Qualifying Heat 4 B-D

04.04.2015 15:00

Race (9 Laps) started at 15:03:59

Lap	Time of Day	Lap Tm	Diff	S1 Tm	S2 Tm	S3 Tm	Lap	Time of Day	Lap Tm	Diff	S1 Tm	S2 Tm	S3 Tm
(660) Barrie Pullinger													
1	15:05:12.237	1:12.016	+8.910	26.937	20.615	24.464	1	15:05:18.298	1:17.466	+14.598	26.404	26.871	24.191
2	15:06:18.469	1:06.232	+3.126	22.842	19.535	23.855	2	15:06:25.922	1:07.624	+4.756	22.050	21.297	24.277
3	15:07:21.883	1:03.414	+0.308	21.525	18.982	22.907	3	15:07:31.090	1:05.168	+2.300	22.294	19.371	23.503
4	15:08:25.363	1:03.480	+0.374	21.528	18.994	22.958	4	15:08:35.482	1:04.392	+1.524	22.260	19.126	23.006
5	15:09:28.808	1:03.445	+0.339	21.396	19.137	22.912	5	15:09:41.449	1:05.967	+3.099	23.140	19.786	23.041
6	15:10:31.916	1:03.108	+0.002	21.232	18.892	22.984	6	15:10:45.322	1:03.873	+1.005	21.881	19.063	22.929
7	15:11:35.022	1:03.106		21.304	19.017	22.785	7	15:11:48.305	1:02.983	+0.115	21.233	18.895	22.855
8	15:12:38.413	1:03.391	+0.285	21.236	19.078	23.077	8	15:12:53.829	1:05.524	+2.656	21.147	18.919	25.458
9	15:13:42.908	1:04.495	+1.389	21.335	19.092	24.068	9	15:13:56.697	1:02.868		21.473	18.716	22.679
(662) Rasmus Markkanen													
1	15:05:18.298	1:17.466	+14.598	26.404	26.871	24.191	1	15:05:18.298	1:17.466	+14.598	26.404	26.871	24.191
2	15:06:25.922	1:07.624	+4.756	22.050	21.297	24.277	2	15:06:25.922	1:07.624	+4.756	22.050	21.297	24.277
3	15:07:31.090	1:05.168	+2.300	22.294	19.371	23.503	3	15:07:31.090	1:05.168	+2.300	22.294	19.371	23.503
4	15:08:35.482	1:04.392	+1.524	22.260	19.126	23.006	4	15:08:35.482	1:04.392	+1.524	22.260	19.126	23.006
5	15:09:41.449	1:05.967	+3.099	23.140	19.786	23.041	5	15:09:41.449	1:05.967	+3.099	23.140	19.786	23.041
6	15:10:45.322	1:03.873	+1.005	21.881	19.063	22.929	6	15:10:45.322	1:03.873	+1.005	21.881	19.063	22.929
7	15:11:48.305	1:02.983	+0.115	21.233	18.895	22.855	7	15:11:48.305	1:02.983	+0.115	21.233	18.895	22.855
8	15:12:53.829	1:05.524	+2.656	21.147	18.919	25.458	8	15:12:53.829	1:05.524	+2.656	21.147	18.919	25.458
9	15:13:56.697	1:02.868		21.473	18.716	22.679	9	15:13:56.697	1:02.868		21.473	18.716	22.679
(663) Henrijs Grube													
1	15:05:11.744	1:10.906	+7.376	26.189	20.124	24.593	1	15:05:11.744	1:10.906	+7.376	26.189	20.124	24.593
2	15:06:17.698	1:05.954	+2.424	22.108	19.917	23.929	2	15:06:17.698	1:05.954	+2.424	22.108	19.917	23.929
3	15:07:21.717	1:04.019	+0.489	21.757	19.058	23.204	3	15:07:21.717	1:04.019	+0.489	21.757	19.058	23.204
4	15:08:26.435	1:04.718	+1.188	21.548	20.180	22.990	4	15:08:26.435	1:04.718	+1.188	21.548	20.180	22.990
5	15:09:30.252	1:03.817	+0.287	21.350	19.206	23.261	5	15:09:30.252	1:03.817	+0.287	21.350	19.206	23.261
6	15:10:33.782	1:03.530		21.399	19.104	23.027	6	15:10:33.782	1:03.530		21.399	19.104	23.027
7	15:11:38.198	1:04.416	+0.886	21.963	19.192	23.261	7	15:11:38.198	1:04.416	+0.886	21.963	19.192	23.261
8	15:12:43.050	1:04.852	+1.322	21.559	19.954	23.339	8	15:12:43.050	1:04.852	+1.322	21.559	19.954	23.339
9	15:13:47.566	1:04.516	+0.986	21.747	19.369	23.400	9	15:13:47.566	1:04.516	+0.986	21.747	19.369	23.400
(669) Constantin Schoell													
1	15:05:14.165	1:14.334	+10.894	23.485	20.122	30.727	1	15:05:14.165	1:14.334	+10.894	23.485	20.122	30.727
2	15:06:20.507	1:06.342	+2.902	22.248	19.619	24.475	2	15:06:20.507	1:06.342	+2.902	22.248	19.619	24.475
3	15:07:27.331	1:06.824	+3.384	22.409	20.904	23.511	3	15:07:27.331	1:06.824	+3.384	22.409	20.904	23.511
4	15:08:31.468	1:04.137	+0.697	21.963	19.066	23.108	4	15:08:31.468	1:04.137	+0.697	21.963	19.066	23.108
5	15:09:52.496	1:21.028	+17.588	21.278	19.018	40.732	5	15:09:52.496	1:21.028	+17.588	21.278	19.018	40.732
6	15:11:00.751	1:08.255	+4.815	22.683	21.201	24.371	6	15:11:00.751	1:08.255	+4.815	22.683	21.201	24.371
7	15:12:04.919	1:04.168	+0.728	21.313	19.435	23.420	7	15:12:04.919	1:04.168	+0.728	21.313	19.435	23.420
8	15:13:10.231	1:05.312	+1.872	22.544	19.672	23.096	8	15:13:10.231	1:05.312	+1.872	22.544	19.672	23.096
9	15:14:13.671	1:03.440		21.317	19.189	22.934	9	15:14:13.671	1:03.440		21.317	19.189	22.934
(660) Filippus Kalesis													
1	15:05:14.398	1:13.950	+11.096	26.631	21.127	26.192	1	15:05:14.398	1:13.950	+11.096	26.631	21.127	26.192
2	15:06:23.679	1:09.281	+6.427	23.824	21.108	24.349	2	15:06:23.679	1:09.281	+6.427	23.824	21.108	24.349
3	15:07:29.616	1:05.937	+3.083	21.958	19.782	24.197	3	15:07:29.616	1:05.937	+3.083	21.958	19.782	24.197
4	15:08:34.932	1:05.316	+2.462	21.834	20.287	23.195	4	15:08:34.932	1:05.316	+2.462	21.834	20.287	23.195
5	15:09:40.080	1:05.148	+2.294	22.917	19.257	22.974	5	15:09:40.080	1:05.148	+2.294	22.917	19.257	22.974
6	15:10:43.693	1:03.613	+0.759	21.477	19.163	22.973	6	15:10:43.693	1:03.613	+0.759	21.477	19.163	22.973
7	15:11:46.601	1:02.908	+0.054	21.152	18.911	22.845	7	15:11:46.601	1:02.908	+0.054	21.152	18.911	22.845
8	15:12:49.455	1:02.854		21.169	18.962	22.723	8	15:12:49.455	1:02.854		21.169	18.962	22.723
9	15:13:52.762	1:03.307	+0.453	21.223	19.041	23.043	9	15:13:52.762	1:03.307	+0.453	21.223	19.041	23.043
(640) Sascha Pio Haida													
1	15:05:18.430	1:17.213	+12.983	27.520	21.161	28.532	1	15:05:18.430	1:17.213	+12.983	27.520	21.161	28.532
2	15:06:28.181	1:09.751	+5.521	22.934	21.686	25.131	2	15:06:28.181	1:09.751	+5.521	22.934	21.686	25.131
3	15:07:36.648	1:08.467	+4.237	23.917	20.652	23.898	3	15:07:36.648	1:08.467	+4.237	23.917	20.652	23.898
4	15:08:45.042	1:08.394	+4.164	23.160	20.724	24.510	4	15:08:45.042	1:08.394	+4.164	23.160	20.724	24.510
5	15:09:52.020	1:06.978	+2.748	22.832	20.301	23.845	5	15:09:52.020	1:06.978	+2.748	22.832	20.301	23.845
6	15:10:58.342	1:06.322	+2.092	22.907	19.984	23.431	6	15:10:58.342	1:06.322	+2.092	22.907	19.984	23.431
7	15:12:05.182	1:06.840	+2.610	21.903	21.034	23.903	7	15:12:05.182	1:06.840	+2.610	21.903	21.034	23.903
8	15:13:09.940	1:04.758	+0.528	21.871	19.464	23.423	8	15:13:09.940	1:04.758	+0.528	21.871	19.464	23.423
9	15:14:14.170	1:04.230		21.408	19.124	23.698	9	15:14:14.170	1:04.230		21.408	19.124	23.698
(615) Maxi Fleischmann													
1	15:05:14.890	1:13.498	+9.601	26.464	21.922	25.112	1	15:05:14.890	1:13.498	+9.601	26.464	21.922	25.112
2	15:06:27.086	1:12.196	+8.299	23.429	23.899	24.868	2	15:06:27.086	1:12.196	+8.299	23.429	23.899	24.868
3	15:07:34.460	1:07.374	+3.477	23.697	19.514	24.163	3	15:07:34.460	1:07.374	+3.477	23.697	19.514	24.163
4	15:08:40.916	1:06.456	+2.559	23.244	19.425	23.787	4	15:08:40.916	1:06.456	+2.559	23.244	19.425	23.787
5	15:09:52.233	1:11.317	+7.420	23.072	20.034	28.211	5	15:09:52.233	1:11.317	+7.420	23.072	20.034	28.211
6	15:11:01.077	1:08.844	+4.947	22.780	21.564	24.500	6	15:11:01.077	1:08.844	+4.947	22.780	21.564	24.500
7	15:12:05.692	1:04.615	+0.718	21.539	19.780	23.296	7	15:12:05.692	1:04.615	+0.718	21.539	19.780	23.296
8	15:13:10.420	1:04.728	+0.831	21.577	19.550	23.601	8	15:13:10.420	1:04.728	+0.831	21.577	19.550	23.601
9	15:14:14.317	1:03.897		21.496	19.268	23.133	9	15:14:14.317	1:03.897		21.496	19.268	23.133
(615) Uldis Timaks (M)													
1	15:05:16.723	1:14.923	+10.816	28.115	21.960	24.848	1	15:05:16.723	1:14.923	+10.816	28.115	21.960	24.848
2	15:06:32.687	1:15.964	+11.857	23.490	28.382	24.092	2	15:06:32.687	1:15.964	+11.857	23.490	28.382	24.092
3	15:07:40.747	1:08.060	+3.953	23.573	19.855	24.632	3	15:07:40.747	1:08.060	+3.953	23.573	19.855	24.632
4	15:08:47.762	1:07.015	+2.908	23.185	20.409	23.421	4	15:08:47.762	1:07.015	+2.908	23.185	20.409	23.421
5	15:09:53.622	1:05.860	+1.753	22.581	19.975	23.304	5	15:09:53.622	1:05.860	+1.753	22.581	19.975	23.304
6	15:11:02.203	1:08.581	+4.474	22.236	21.124	25.221	6	15:11:02.203	1:08.581	+4.474	22.236	21.124	25.221
7	15:12:06.310	1:04.107		21.545	19.620	22.942	7	15:12:06.310	1:04.107		21.545	19.620	22.942
8	15:13:10.627	1:04.317	+0.210	21.549	19.770	22.998	8	15:13:10.627	1:04.317	+0.210	21.549	19.770	22.998
9	15:14:19.670	1:09.043	+4.936	22									



Rotax Euro Challenge Salbris/France

Rotax DD2

Salbris 1,477 Km

RACE 12 Qualifying Heat 4 B-D

04.04.2015 15:00

Race (9 Laps) started at 15:03:59

Lap	Time of Day	Lap Tm	Diff	S1 Tm	S2 Tm	S3 Tm	Lap	Time of Day	Lap Tm	Diff	S1 Tm	S2 Tm	S3 Tm
(647) Arnaud Kozlinski							1	15:05:09.252	1:09.584	+0.271	23.600	20.992	24.992
2	15:06:19.531	1:10.279	+0.966	23.615	20.871	25.793	2	15:06:27.095	1:11.629		26.680	21.871	26.127
3	15:07:28.844	1:09.313		23.302	20.986	25.025	3	15:07:39.897	1:12.802	+1.173	24.499	21.392	25.738
4	15:08:39.432	1:10.588	+1.275	23.704	21.765	25.119	4	15:08:52.703	1:12.806	+1.177	25.246	21.679	25.877
5	15:09:50.325	1:10.893	+1.580	23.342	22.244	25.307	5	15:10:05.663	1:12.960	+1.331	24.576	22.111	26.119
6	15:11:02.318	1:11.993	+2.680	23.953	22.068	25.972	6	15:11:18.792	1:13.129	+1.500	24.487	22.396	26.077
7	15:12:12.111	1:09.793	+0.480	23.294	21.016	25.483	7	15:12:31.415	1:12.623	+0.994	24.940	22.064	26.125
8	15:13:21.597	1:09.486	+0.173	23.116	21.076	25.294	8	15:13:44.177	1:12.762	+1.133	24.499	21.861	26.263
9	15:14:31.741	1:10.144	+0.831	23.343	21.456	25.345	(624) Haralds Garkaklis						
(644) Dimitris Vasileris							1	15:05:14.518	1:13.590	+4.382	26.795	21.915	24.880
2	15:06:21.551	1:08.993		25.837	20.439	25.599	2	15:06:23.726	1:09.208		23.479	21.192	24.537
3	15:07:32.246	1:10.695	+1.702	23.359	21.368	25.968	3	15:07:34.265	1:10.539	+1.331	23.827	21.763	24.949
4	15:08:42.571	1:10.325	+1.332	23.757	21.111	25.457	(628) Paolo DeConto						
5	15:09:53.366	1:10.795	+1.802	23.708	21.415	25.672	1	15:05:11.860	1:11.804	+3.087	25.686	21.018	25.100
6	15:11:04.479	1:11.113	+2.120	24.570	21.226	25.317	2	15:06:20.577	1:08.717		23.314	20.682	24.721
7	15:12:15.026	1:10.547	+1.554	23.722	21.668	25.157	3	15:07:29.700	1:09.123	+0.406	23.299	20.890	24.934
8	15:13:25.250	1:10.224	+1.231	23.890	21.233	25.101	4	15:08:39.967	1:10.267	+1.550	23.642	21.323	25.302
9	15:14:35.186	1:09.936	+0.943	23.618	21.287	25.031	5	15:09:51.103	1:11.136	+2.419	24.230	21.412	25.494
(628) Paolo DeConto							6	15:11:03.000	1:11.897	+3.180	23.817	21.993	26.087
1	15:05:11.860	1:11.804	+3.087	25.686	21.018	25.100	7	15:12:14.626	1:11.626	+2.909	24.113	21.619	25.894
2	15:06:20.577	1:08.717		23.314	20.682	24.721	8	15:13:26.098	1:11.472	+2.755	24.197	21.866	25.409
3	15:07:29.700	1:09.123	+0.406	23.299	20.890	24.934	9	15:14:37.152	1:11.054	+2.337	23.809	21.588	25.657
4	15:08:39.967	1:10.267	+1.550	23.642	21.323	25.302	(642) Ernests Veismanis						
5	15:09:51.103	1:11.136	+2.419	24.230	21.412	25.494	1	15:05:14.777	1:13.909	+3.888	26.660	21.981	25.268
6	15:11:03.000	1:11.897	+3.180	23.817	21.993	26.087	2	15:06:24.798	1:10.021		23.389	21.708	24.924
7	15:12:14.626	1:11.626	+2.909	24.113	21.619	25.894	3	15:07:35.240	1:10.442	+0.421	24.110	20.977	25.355
8	15:13:26.098	1:11.472	+2.755	24.197	21.866	25.409	4	15:08:46.243	1:11.003	+0.982	23.645	21.692	25.666
9	15:14:37.152	1:11.054	+2.337	23.809	21.588	25.657	5	15:09:58.607	1:12.364	+2.343	24.645	21.968	25.751
(642) Ernests Veismanis							6	15:11:10.926	1:12.319	+2.298	24.574	22.044	25.701
1	15:05:14.777	1:13.909	+3.888	26.660	21.981	25.268	7	15:12:25.418	1:14.492	+4.471	24.398	22.552	27.542
2	15:06:24.798	1:10.021		23.314	20.682	24.721	8	15:13:38.986	1:13.568	+3.547	24.294	22.076	27.198
3	15:07:35.240	1:10.442	+0.421	24.110	20.977	25.355	9	15:14:52.114	1:13.128	+3.107	24.170	22.100	26.858
4	15:08:46.243	1:11.003	+0.982	23.645	21.692	25.666	(650) Ronald Billings (M)						
5	15:09:58.607	1:12.364	+2.343	24.645	21.968	25.751	1	15:05:16.185	1:14.590	+2.887	27.463	21.793	25.334
6	15:11:10.926	1:12.319	+2.298	24.574	22.044	25.701	2	15:06:27.888	1:11.703		23.949	21.451	26.303
7	15:12:25.418	1:14.492	+4.471	24.398	22.552	27.542	3	15:07:40.900	1:13.012	+1.309	24.540	21.954	26.518
8	15:13:38.986	1:13.568	+3.547	24.294	22.076	27.198	4	15:08:53.080	1:12.180	+0.477	24.065	21.898	26.217
9	15:14:52.114	1:13.128	+3.107	24.170	22.100	26.858	5	15:10:05.995	1:12.915	+1.212	24.459	22.600	25.856
(650) Ronald Billings (M)							6	15:11:18.999	1:13.004	+1.301	24.632	22.252	26.120
1	15:05:16.185	1:14.590	+2.887	27.463	21.793	25.334	7	15:12:31.012	1:12.013	+0.310	24.493	21.833	25.687
2	15:06:27.888	1:11.703		23.949	21.451	26.303	8	15:13:43.000	1:11.988	+0.285	24.133	21.868	25.987
3	15:07:40.900	1:13.012	+1.309	24.540	21.954	26.518	(651) Steve Bull						
4	15:08:53.080	1:12.180	+0.477	24.065	21.898	26.217	1	15:05:17.226	1:16.101	+4.767	27.936	22.249	25.916
5	15:10:05.995	1:12.915	+1.212	24.459	22.600	25.856	2	15:06:30.032	1:12.806	+1.472	23.984	21.671	27.151
6	15:11:18.999	1:13.004	+1.301	24.632	22.252	26.120	3	15:07:42.282	1:12.250	+0.916	24.288	21.539	26.423
7	15:12:31.012	1:12.013	+0.310	24.493	21.833	25.687	4	15:08:55.182	1:12.900	+1.566	24.548	22.058	26.294
8	15:13:43.000	1:11.988	+0.285	24.133	21.868	25.987	5	15:10:07.720	1:12.538	+1.204	24.207	21.912	26.419
(651) Steve Bull							6	15:11:19.242	1:11.522	+0.188	23.982	21.535	26.005
1	15:05:17.226	1:16.101	+4.767	27.936	22.249	25.916	7	15:12:31.908	1:12.666	+1.332	24.770	21.902	25.994
2	15:06:30.032	1:12.806	+1.472	23.984	21.671	27.151	8	15:13:43.242	1:11.334		24.011	21.611	25.712
3	15:07:42.282	1:12.250	+0.916	24.288	21.539	26.423	(634) Oriol Dalmou						
4	15:08:55.182	1:12.900	+1.566	24.548	22.058	26.294	1	15:05:17.226	1:16.101	+4.767	27.936	22.249	25.916
5	15:10:07.720	1:12.538	+1.204	24.207	21.912	26.419	2	15:06:30.032	1:12.806	+1.472	23.984	21.671	27.151
6	15:11:19.242	1:11.522	+0.188	23.982	21.535	26.005	3	15:07:42.282	1:12.250	+0.916	24.288	21.539	26.423
7	15:12:31.908	1:12.666	+1.332	24.770	21.902	25.994	4	15:08:55.182	1:12.900	+1.566	24.548	22.058	26.294
8	15:13:43.242	1:11.334		24.011	21.611	25.712	5	15:10:07.720	1:12.538	+1.204	24.207	21.912	26.419
(634) Oriol Dalmou							6	15:11:19.242	1:11.522	+0.188	23.982	21.535	26.005



Rotax Euro Challenge Salbris/France

Rotax DD2

Salbris 1,477 Km

RACE 17 Qualifying Heat 5 A-D

-NEW-

04.04.2015 17:10

Race (9 Laps) started at 17:13:05

Pos	No.	Name	Nat.	Chassis	Race Team	Laps	Total Tm	Diff	Best Tm	In Lap	km/h	Points
1	613	Ferenc Kancsar	HUN	BirelART	BirelART/KMS	9	9:10.427		1:00.656	7	87,662	0
2	606	Anthony Abbasse	FRA	Sodikart	Sodikart	9	9:12.602	2.175	1:00.539	5	87,831	2
3	639	Henrique Baptista	PRT	FA Kart	Dan Holland Racing	9	9:12.718	2.291	1:00.568	6	87,789	3
4	648	Roope Markkanen	FIN	Tonykart	VRT	9	9:13.417	2.990	1:00.515	6	87,866	4
5	609	Kevin Ludi	CHE	Kosmic	Spirit Racing	9	9:13.526	3.099	1:00.332	5	88,132	5
6	660	Barrie Pullinger	GBR	FA Kart	Dan Holland Racing	9	9:15.063	4.636	1:00.747	4	87,530	6
7	616	Luka Kamali	DEU	CRG	CRG S.P.A.	9	9:15.144	4.717	1:00.765	9	87,504	7
8	622	Marc Lupfer	DEU	Tonykart	Ratisbona Motorsport	9	9:17.267	6.840	1:00.951	7	87,237	8
9	641	Tamsin Germain (M)	GBR	CRG	DG Racing	9	9:17.589	7.162	1:00.948	6	87,242	9
10	646	Alexis Coursault	FRA	Birelart	Sologne Sport Tech	9	9:19.317	8.890	1:00.790	5	87,468	10
11	651	Steve Bull	GBR	Tonykart	Screenvyn	9	9:19.540	9.113	1:01.321	5	86,711	11
12	625	Marc Berteaux (M)	FRA	Birel Art	Sologne Sport Tech	9	9:19.739	9.312	1:01.154	5	86,948	12
13	634	Oriol Dalmau	ESP	Tonykart	MDC Racing	9	9:19.898	9.471	1:00.733	7	87,550	13
14	655	Christophe Adams (M)	FRA	BirelArt	BirelART/KMS	9	9:21.915	11.488	1:01.322	4	86,710	14
15	699	Geza Fodor (M)	HUN	Ricciardo Kart	Ricciardo/KMS	9	9:22.923	12.496	1:01.329	3	86,700	15
16	642	Ernestis Veismanis	LVA	Tonykart	Jurmala/Papas Racing	9	9:29.980	19.553	1:01.770	3	86,081	16
17	643	Marcel Steinert	DEU	Kosmic	Ratisbona Motorsport	9	9:32.465	22.038	1:02.294	8	85,357	17
18	650	Ronald Billings (M)	GBR	Tonykart	Screenvyn	9	9:33.052	22.625	1:02.296	6	85,354	18
19	628	Paolo DeConto	ITA	CRG	CRG S.P.A.	6	6:20.709	3 Laps	1:01.379	5	86,629	19
20	644	Dimitris Vasileris	GRC	Tonykart	Prt Motorsport		11.050	9 Laps		0	-	20

Announcements

These results are provisional until the conclusion of any judicial and technical matters!
 No. 644 time penalty 10 sec. / unfair driving

Margin of Victory	Ø km/h	Best Lap Tm	km/h	Best Lap by
2.175	86,941	1:00.332	88,132	609 - Kevin Ludi

Official Timing www.rgmmc.com Orbits

Timekeeping M. Wagner:

Clerk of the course Thomas Lainer:

www.mylaps.com

Steward Horst Seidel:

Chief Scrutineer Paul Klaassen:

Licensed to: Motorsport Events

Printed: 04.04.2015 18:04:14

posted at: h



Rotax Euro Challenge Salbris/France

Rotax DD2

Salbris 1,477 Km

RACE 17 Qualifying Heat 5 A-D

04.04.2015 17:10

Race (9 Laps) started at 17:13:05

Lap	Time of Day	Lap Tm	Diff	S1 Tm	S2 Tm	S3 Tm	Lap	Time of Day	Lap Tm	Diff	S1 Tm	S2 Tm	S3 Tm
(613) Ferenc Kancsar													
1	17:14:08.978	1:03.324	+2.668	22.491	18.621	22.212	1	17:14:11.729	1:04.745	+3.980	23.163	19.074	22.508
2	17:15:10.432	1:01.454	+0.798	20.932	18.434	22.088	2	17:15:13.238	1:01.509	+0.744	20.958	18.394	22.157
3	17:16:11.374	1:00.942	+0.286	20.600	18.369	21.973	3	17:16:14.832	1:01.594	+0.829	20.718	18.858	22.018
4	17:17:12.036	1:00.662	+0.006	20.489	18.211	21.962	4	17:17:16.163	1:01.331	+0.566	20.767	18.367	22.197
5	17:18:12.721	1:00.685	+0.029	20.572	18.222	21.891	5	17:18:17.140	1:00.977	+0.212	20.725	18.220	22.032
6	17:19:13.469	1:00.748	+0.092	20.562	18.246	21.940	6	17:19:18.055	1:00.915	+0.150	20.682	18.249	21.984
7	17:20:14.125	1:00.656		20.503	18.210	21.943	7	17:20:18.981	1:00.926	+0.161	20.588	18.203	22.135
8	17:21:14.789	1:00.664	+0.008	20.539	18.259	21.866	8	17:21:19.958	1:00.977	+0.212	20.726	18.281	21.970
9	17:22:16.006	1:01.217	+0.561	20.596	18.363	22.258	9	17:22:20.723	1:00.765		20.665	18.214	21.886
(616) Luka Kamali													
1	17:14:11.729	1:04.745	+3.980	23.163	19.074	22.508	1	17:14:11.729	1:04.745	+3.980	23.163	19.074	22.508
2	17:15:13.238	1:01.509	+0.744	20.958	18.394	22.157	2	17:15:13.238	1:01.509	+0.744	20.958	18.394	22.157
3	17:16:14.832	1:01.594	+0.829	20.718	18.858	22.018	3	17:16:14.832	1:01.594	+0.829	20.718	18.858	22.018
4	17:17:16.163	1:01.331	+0.566	20.767	18.367	22.197	4	17:17:16.163	1:01.331	+0.566	20.767	18.367	22.197
5	17:18:17.140	1:00.977	+0.212	20.725	18.220	22.032	5	17:18:17.140	1:00.977	+0.212	20.725	18.220	22.032
6	17:19:18.055	1:00.915	+0.150	20.682	18.249	21.984	6	17:19:18.055	1:00.915	+0.150	20.682	18.249	21.984
7	17:20:18.981	1:00.926	+0.161	20.588	18.203	22.135	7	17:20:18.981	1:00.926	+0.161	20.588	18.203	22.135
8	17:21:19.958	1:00.977	+0.212	20.726	18.281	21.970	8	17:21:19.958	1:00.977	+0.212	20.726	18.281	21.970
9	17:22:20.723	1:00.765		20.665	18.214	21.886	9	17:22:20.723	1:00.765		20.665	18.214	21.886
(606) Anthony Abbasse													
1	17:14:10.300	1:04.178	+3.639	22.618	19.173	22.387	1	17:14:10.300	1:04.178	+3.639	22.618	19.173	22.387
2	17:15:12.064	1:01.764	+1.225	20.826	18.747	22.191	2	17:15:12.064	1:01.764	+1.225	20.826	18.747	22.191
3	17:16:13.071	1:01.007	+0.468	20.599	18.338	22.070	3	17:16:13.071	1:01.007	+0.468	20.599	18.338	22.070
4	17:17:13.887	1:00.816	+0.277	20.562	18.229	22.025	4	17:17:13.887	1:00.816	+0.277	20.562	18.229	22.025
5	17:18:14.426	1:00.539		20.444	18.174	21.921	5	17:18:14.426	1:00.539		20.444	18.174	21.921
6	17:19:15.176	1:00.750	+0.211	20.541	18.205	22.004	6	17:19:15.176	1:00.750	+0.211	20.541	18.205	22.004
7	17:20:16.049	1:00.873	+0.334	20.503	18.377	21.993	7	17:20:16.049	1:00.873	+0.334	20.503	18.377	21.993
8	17:21:16.806	1:00.757	+0.218	20.529	18.207	22.021	8	17:21:16.806	1:00.757	+0.218	20.529	18.207	22.021
9	17:22:18.181	1:01.375	+0.836	20.715	18.509	22.151	9	17:22:18.181	1:01.375	+0.836	20.715	18.509	22.151
(622) Marc Lupfer													
1	17:14:12.014	1:05.163	+4.212	23.533	19.009	22.621	1	17:14:12.014	1:05.163	+4.212	23.533	19.009	22.621
2	17:15:13.497	1:01.483	+0.532	20.864	18.476	22.143	2	17:15:13.497	1:01.483	+0.532	20.864	18.476	22.143
3	17:16:15.551	1:02.054	+1.103	20.813	19.023	22.218	3	17:16:15.551	1:02.054	+1.103	20.813	19.023	22.218
4	17:17:16.684	1:01.133	+0.182	20.669	18.423	22.041	4	17:17:16.684	1:01.133	+0.182	20.669	18.423	22.041
5	17:18:17.975	1:01.291	+0.340	20.719	18.502	22.070	5	17:18:17.975	1:01.291	+0.340	20.719	18.502	22.070
6	17:19:18.953	1:00.978	+0.027	20.647	18.321	22.010	6	17:19:18.953	1:00.978	+0.027	20.647	18.321	22.010
7	17:20:19.904	1:00.951		20.645	18.271	22.035	7	17:20:19.904	1:00.951		20.645	18.271	22.035
8	17:21:21.421	1:01.517	+0.566	20.670	18.523	22.324	8	17:21:21.421	1:01.517	+0.566	20.670	18.523	22.324
9	17:22:22.846	1:01.425	+0.474	20.805	18.476	22.144	9	17:22:22.846	1:01.425	+0.474	20.805	18.476	22.144
(639) Henrique Baptista													
1	17:14:10.516	1:04.699	+4.131	22.786	19.151	22.762	1	17:14:10.516	1:04.699	+4.131	22.786	19.151	22.762
2	17:15:12.202	1:01.686	+1.118	20.720	18.891	22.075	2	17:15:12.202	1:01.686	+1.118	20.720	18.891	22.075
3	17:16:13.207	1:01.005	+0.437	20.616	18.306	22.083	3	17:16:13.207	1:01.005	+0.437	20.616	18.306	22.083
4	17:17:14.194	1:00.987	+0.419	20.507	18.444	22.036	4	17:17:14.194	1:00.987	+0.419	20.507	18.444	22.036
5	17:18:14.805	1:00.611	+0.043	20.439	18.187	21.985	5	17:18:14.805	1:00.611	+0.043	20.439	18.187	21.985
6	17:19:15.373	1:00.568		20.479	18.179	21.910	6	17:19:15.373	1:00.568		20.479	18.179	21.910
7	17:20:16.201	1:00.828	+0.260	20.457	18.319	22.052	7	17:20:16.201	1:00.828	+0.260	20.457	18.319	22.052
8	17:21:16.977	1:00.776	+0.208	20.510	18.241	22.025	8	17:21:16.977	1:00.776	+0.208	20.510	18.241	22.025
9	17:22:18.297	1:01.320	+0.752	20.639	18.551	22.130	9	17:22:18.297	1:01.320	+0.752	20.639	18.551	22.130
(641) Tamsin Germain (M)													
1	17:14:11.462	1:04.694	+3.746	22.999	19.251	22.444	1	17:14:11.462	1:04.694	+3.746	22.999	19.251	22.444
2	17:15:13.040	1:01.578	+0.630	20.956	18.402	22.220	2	17:15:13.040	1:01.578	+0.630	20.956	18.402	22.220
3	17:16:14.608	1:01.568	+0.620	20.841	18.446	22.281	3	17:16:14.608	1:01.568	+0.620	20.841	18.446	22.281
4	17:17:16.469	1:01.861	+0.913	20.704	18.834	22.323	4	17:17:16.469	1:01.861	+0.913	20.704	18.834	22.323
5	17:18:17.759	1:01.290	+0.342	20.810	18.313	22.167	5	17:18:17.759	1:01.290	+0.342	20.810	18.313	22.167
6	17:19:18.707	1:00.948		20.655	18.226	22.067	6	17:19:18.707	1:00.948		20.655	18.226	22.067
7	17:20:19.692	1:00.985	+0.037	20.634	18.297	22.054	7	17:20:19.692	1:00.985	+0.037	20.634	18.297	22.054
8	17:21:21.485	1:01.793	+0.845	20.792	18.440	22.561	8	17:21:21.485	1:01.793	+0.845	20.792	18.440	22.561
9	17:22:23.168	1:01.683	+0.735	21.077	18.429	22.177	9	17:22:23.168	1:01.683	+0.735	21.077	18.429	22.177
(648) Roope Markkanen													
1	17:14:10.011	1:04.299	+3.784	22.721	19.124	22.454	1	17:14:10.011	1:04.299	+3.784	22.721	19.124	22.454
2	17:15:11.892	1:01.881	+1.366	20.934	18.813	22.134	2	17:15:11.892	1:01.881	+1.366	20.934	18.813	22.134
3	17:16:13.507	1:01.615	+1.100	21.244	18.326	22.045	3	17:16:13.507	1:01.615	+1.100	21.244	18.326	22.045
4	17:17:14.384	1:00.877	+0.362	20.487	18.429	21.961	4	17:17:14.384	1:00.877	+0.362	20.487	18.429	21.961
5	17:18:14.988	1:00.604	+0.089	20.438	18.243	21.923	5	17:18:14.988	1:00.604	+0.089	20.438	18.243	21.923
6	17:19:15.503	1:00.515		20.483	18.204	21.828	6	17:19:15.503	1:00.515		20.483	18.204	21.828
7	17:20:16.371	1:00.868	+0.353	20.562	18.244	22.062	7	17:20:16.371	1:00.868	+0.353	20.562	18.244	22.062
8	17:21:17.220	1:00.849	+0.334	20.728	18.242	21.879	8	17:21:17.220	1:00.849	+0.334	20.728	18.242	21.879
9	17:22:18.996	1:01.776	+1.261	21.043	18.481	22.252	9	17:22:18.996	1:01.776	+1.261	21.043	18.481	22.252
(646) Alexis Coursault													
1	17:14:15.273	1:08.704	+7.914	27.536	18.867	22.301	1	17:14:15.273	1:08.704	+7.914	27.536	18.867	22.301
2	17:15:16.719	1:01.446	+0.656	20.906	18.375	22.165	2	17:15:16.719	1:01.446	+0.656	20.906	18.375	22.165
3	17:16:17.858	1:01.139	+0.349	20.597	18.419	22.123	3	17:16:17.858	1:01.139	+0.349	20.597	18.419	22.123
4	17:17:18.878	1:01.020	+0.230	20.743	18.261	22.016	4	17:17:18.878	1:01.020	+0.230	20.743		



Rotax Euro Challenge Salbris/France

Rotax DD2

Salbris 1,477 Km

RACE 17 Qualifying Heat 5 A-D

04.04.2015 17:10

Race (9 Laps) started at 17:13:05

Lap	Time of Day	Lap Tm	Diff	S1 Tm	S2 Tm	S3 Tm	Lap	Time of Day	Lap Tm	Diff	S1 Tm	S2 Tm	S3 Tm
(634) Oriol Dalmau							(628) Paolo DeConto						
1	17:14:16.404	1:09.618	+8.885	28.530	18.775	22.313	1	17:14:14.940	1:08.869	+7.490	23.104	23.061	22.704
2	17:15:18.225	1:01.821	+1.088	21.308	18.300	22.213	2	17:15:17.558	1:02.618	+1.239	22.107	18.419	22.092
3	17:16:19.715	1:01.490	+0.757	20.826	18.644	22.020	3	17:16:19.656	1:02.098	+0.719	21.536	18.347	22.215
4	17:17:20.970	1:01.255	+0.522	20.991	18.253	22.011	4	17:17:21.769	1:02.113	+0.734	21.875	18.218	22.020
5	17:18:22.108	1:01.138	+0.405	20.683	18.247	22.208	5	17:18:23.148	1:01.379		21.142	18.220	22.017
6	17:19:22.951	1:00.843	+0.110	20.585	18.214	22.044	6	17:19:26.288	1:03.140	+1.761	21.424	18.308	23.408
7	17:20:23.684	1:00.733		20.593	18.232	21.908							
8	17:21:24.660	1:00.976	+0.243	20.700	18.270	22.006							
9	17:22:25.477	1:00.817	+0.084	20.531	18.332	21.954							

Lap	Time of Day	Lap Tm	Diff	S1 Tm	S2 Tm	S3 Tm
(655) Christophe Adams (M)						
1	17:14:12.793	1:05.578	+4.256	23.538	19.171	22.869
2	17:15:14.991	1:02.198	+0.876	21.070	18.777	22.351
3	17:16:16.540	1:01.549	+0.227	20.791	18.515	22.243
4	17:17:17.862	1:01.322		20.722	18.398	22.202
5	17:18:19.300	1:01.438	+0.116	20.837	18.454	22.147
6	17:19:21.918	1:02.618	+1.296	21.653	18.685	22.280
7	17:20:23.501	1:01.583	+0.261	20.918	18.451	22.214
8	17:21:25.567	1:02.066	+0.744	21.313	18.519	22.234
9	17:22:27.494	1:01.927	+0.605	20.858	18.711	22.358

Lap	Time of Day	Lap Tm	Diff	S1 Tm	S2 Tm	S3 Tm
(699) Geza Fodor (M)						
1	17:14:14.272	1:06.456	+5.127	24.450	19.150	22.856
2	17:15:16.490	1:02.218	+0.889	21.187	18.647	22.384
3	17:16:17.819	1:01.329		20.713	18.323	22.293
4	17:17:19.814	1:01.995	+0.666	21.082	18.449	22.464
5	17:18:22.379	1:02.565	+1.236	21.313	18.603	22.649
6	17:19:23.881	1:01.502	+0.173	20.675	18.560	22.267
7	17:20:25.439	1:01.558	+0.229	20.758	18.526	22.274
8	17:21:27.022	1:01.583	+0.254	20.799	18.485	22.299
9	17:22:28.502	1:01.480	+0.151	20.869	18.489	22.122

Lap	Time of Day	Lap Tm	Diff	S1 Tm	S2 Tm	S3 Tm
(642) Ernests Veismanis						
1	17:14:16.273	1:09.157	+7.387	27.636	18.840	22.681
2	17:15:18.546	1:02.273	+0.503	21.501	18.586	22.186
3	17:16:20.316	1:01.770		20.763	18.690	22.317
4	17:17:23.434	1:03.118	+1.348	21.629	18.321	23.168
5	17:18:26.400	1:02.966	+1.196	21.265	19.265	22.436
6	17:19:28.387	1:01.987	+0.217	21.036	18.510	22.441
7	17:20:30.820	1:02.433	+0.663	21.157	18.491	22.785
8	17:21:32.942	1:02.122	+0.352	20.951	18.577	22.594
9	17:22:35.559	1:02.617	+0.847	21.147	18.834	22.636

Lap	Time of Day	Lap Tm	Diff	S1 Tm	S2 Tm	S3 Tm
(643) Marcel Steinert						
1	17:14:13.766	1:06.230	+3.936	23.638	19.170	23.422
2	17:15:17.117	1:03.351	+1.057	21.592	18.910	22.849
3	17:16:19.563	1:02.446	+0.152	21.181	18.667	22.598
4	17:17:24.055	1:04.492	+2.198	22.538	19.169	22.785
5	17:18:26.751	1:02.696	+0.402	21.422	18.659	22.615
6	17:19:29.739	1:02.988	+0.694	21.373	18.534	23.081
7	17:20:32.433	1:02.694	+0.400	21.217	18.719	22.758
8	17:21:34.727	1:02.294		21.029	18.616	22.649
9	17:22:38.044	1:03.317	+1.023	21.287	18.685	23.345

Lap	Time of Day	Lap Tm	Diff	S1 Tm	S2 Tm	S3 Tm
(650) Ronald Billings (M)						
1	17:14:14.881	1:07.330	+5.034	24.680	19.535	23.115
2	17:15:20.031	1:05.150	+2.854	23.250	18.968	22.932
3	17:16:23.709	1:03.678	+1.382	21.217	19.600	22.861
4	17:17:26.334	1:02.625	+0.329	21.269	18.667	22.689
5	17:18:28.831	1:02.497	+0.201	21.103	18.734	22.660
6	17:19:31.127	1:02.296		21.005	18.557	22.734
7	17:20:33.584	1:02.457	+0.161	21.080	18.647	22.730
8	17:21:36.183	1:02.599	+0.303	21.122	18.702	22.775
9	17:22:38.631	1:02.448	+0.152	21.038	18.700	22.710

Timekeeping M. Wagner: Clerk of the course Thomas Lainer:

Steward Horst Seidel: Chief Scrutineer Paul Klaassen:





Rotax Euro Challenge Salbris/France

Rotax DD2

Salbris 1,477 Km

RACE 18 Qualifying Heat 6 B-C

04.04.2015 17:30

Race (9 Laps) started at 17:33:21

Pos	No.	Name	Nat.	Chassis	Race Team	Laps	Total Tm	Diff	Best Tm	In Lap	km/h	Points
1	657	Mats van den Brand	NLD	DR	VPDR	9	9:11.820		1:00.780	6	87,483	0
2	662	Rasmus Markkanen	FIN	Tonykart	VRT	9	9:13.301	1.481	1:00.538	7	87,832	2
3	605	Filippos Kalesis	GRC	Flandria Kart	Team Flandria Kart	9	9:13.456	1.636	1:00.714	7	87,578	3
4	669	Constantin Schoell	AUT	Tonykart	Strawberry Racing	9	9:15.258	3.438	1:00.605	6	87,735	4
5	619	Marcel Schirmer	DEU	Tonykart	RS Competition	9	9:15.435	3.615	1:00.673	6	87,637	5
6	618	Philipp Seewer	CHE	Kosmic	Spirit Racing	9	9:17.351	5.531	1:00.974	8	87,204	6
7	658	Fabienne Lanz	ZAF	Formula K	Brand Racing	9	9:17.954	6.134	1:00.850	6	87,382	7
8	656	Lorenzo van Riet	NLD	Formula K	Brand Racing	9	9:18.062	6.242	1:00.641	6	87,683	8
9	637	Max Hofer	AUT	Ricciardo Kart	Speedworld	9	9:19.260	7.440	1:01.047	8	87,100	9
10	649	Martins Lapins	LVA	Flandria Kart	Team Flandria Kart	9	9:19.394	7.574	1:00.965	5	87,217	10
11	629	Igor Mukhin (M)	RUS	CRG	CRG S.P.A.	9	9:19.575	7.755	1:01.070	8	87,067	11
12	653	Henrijs Grube	LVA	Sodikart	RB Sports	9	9:20.256	8.436	1:01.098	8	87,027	12
13	615	Maxi Fleischmann	DEU	Praga	Rotax Praga Racing Team	9	9:20.585	8.765	1:00.924	8	87,276	13
14	627	Kawase Tomokazu (M)	JPN	TBA	Uniq Racing Team	9	9:21.309	9.489	1:01.091	8	87,037	14
15	640	Sascha Pio Haida	DEU	Birelart	JLC Racing Team	9	9:23.167	11.347	1:01.284	7	86,763	15
16	654	Alessio Curto	DEU	Praga	Mtec Praga Racing	9	9:23.267	11.447	1:01.009	7	87,154	16
17	652	Ilja Aloskins (M)	LVA	Sodikart	RB Sports	9	9:26.006	14.186	1:01.722	6	86,148	17
18	645	Uldis Timaks (M)	LVA	Tonykart	Uldis Timaks	9	9:26.141	14.321	1:01.545	9	86,395	18
19	624	Haralds Garkaklis	LVA	Flandria Kart	Flandria Kart	4	4:19.601	5 Laps	1:02.624	2	84,907	19
20	647	Arnaud Kozlinski	FRA	Sodikart	Sodikart					0	-	20

Announcements

These results are provisional until the conclusion of any judicial and technical matters!

Margin of Victory	Ø km/h	Best Lap Tm	km/h	Best Lap by
1.481	86,722	1:00.538	87,832	662 - Rasmus Markkanen

Official Timing www.rgmmc.com

Orbits

Timekeeping M. Wagner:

Clerk of the course Thomas Lainer:

www.mylaps.com

Steward Horst Seidel:

Chief Scrutineer Paul Klaassen:

Licensed to: Motorsport Events

Printed: 04.04.2015 17:44:32

posted at: h



Rotax Euro Challenge Salbris/France

Rotax DD2

Salbris 1,477 Km

RACE 18 Qualifying Heat 6 B-C

04.04.2015 17:30

Race (9 Laps) started at 17:33:21

Lap	Time of Day	Lap Tm	Diff	S1 Tm	S2 Tm	S3 Tm	Lap	Time of Day	Lap Tm	Diff	S1 Tm	S2 Tm	S3 Tm
(657) Mats van den Brand													
1	17:34:24.707	1:03.630	+2.850	22.337	18.853	22.440	1	17:34:27.595	1:05.952	+5.102	24.871	18.711	22.370
2	17:35:26.292	1:01.585	+0.805	20.720	18.633	22.232	2	17:35:30.159	1:02.564	+1.714	21.374	18.684	22.506
3	17:36:27.361	1:01.069	+0.289	20.683	18.275	22.111	3	17:36:31.635	1:01.476	+0.626	20.849	18.464	22.163
4	17:37:28.361	1:01.000	+0.220	20.652	18.301	22.047	4	17:37:32.740	1:01.105	+0.255	20.768	18.294	22.043
5	17:38:29.325	1:00.964	+0.184	20.564	18.305	22.095	5	17:38:33.855	1:01.115	+0.265	20.737	18.342	22.036
6	17:39:30.105	1:00.780		20.562	18.240	21.978	6	17:39:34.705	1:00.850		20.643	18.250	21.957
7	17:40:30.887	1:00.782	+0.002	20.581	18.172	22.029	7	17:40:36.219	1:01.514	+0.664	21.037	18.349	22.128
8	17:41:31.798	1:00.911	+0.131	20.614	18.236	22.061	8	17:41:37.503	1:01.284	+0.434	20.805	18.352	22.127
9	17:42:32.827	1:01.029	+0.249	20.580	18.258	22.191	9	17:42:38.961	1:01.458	+0.608	20.760	18.354	22.344
(658) Fabienne Lanz													
1	17:34:25.625	1:04.182	+3.644	22.674	19.086	22.422	1	17:34:29.049	1:06.847	+6.206	25.146	18.924	22.777
2	17:35:26.849	1:01.224	+0.686	20.605	18.340	22.279	2	17:35:30.897	1:01.848	+1.207	20.948	18.481	22.419
3	17:36:27.867	1:01.018	+0.480	20.595	18.251	22.172	3	17:36:32.384	1:01.487	+0.846	21.088	18.478	21.921
4	17:37:29.576	1:01.709	+1.171	20.494	18.913	22.302	4	17:37:33.657	1:01.273	+0.632	20.759	18.521	21.993
5	17:38:30.849	1:01.273	+0.735	20.627	18.625	22.021	5	17:38:34.476	1:00.819	+0.178	20.725	18.200	21.894
6	17:39:31.476	1:00.627	+0.089	20.432	18.194	22.001	6	17:39:35.117	1:00.641		20.492	18.230	21.919
7	17:40:32.014	1:00.538		20.423	18.185	21.930	7	17:40:36.853	1:01.736	+1.095	21.427	18.336	21.973
8	17:41:32.867	1:00.853	+0.315	20.557	18.291	22.005	8	17:41:37.841	1:00.988	+0.347	20.597	18.317	22.074
9	17:42:34.308	1:01.441	+0.903	20.520	18.709	22.212	9	17:42:39.069	1:01.228	+0.587	20.560	18.317	22.351
(662) Rasmus Markkanen													
1	17:34:25.731	1:04.363	+3.649	22.646	19.327	22.390	1	17:34:26.541	1:04.977	+3.930	23.315	18.859	22.803
2	17:35:27.072	1:01.341	+0.627	20.788	18.406	22.147	2	17:35:28.112	1:01.571	+0.524	20.928	18.375	22.268
3	17:36:28.133	1:01.061	+0.347	20.712	18.303	22.046	3	17:36:29.683	1:01.571	+0.524	21.159	18.217	22.195
4	17:37:29.212	1:01.079	+0.365	20.650	18.309	22.120	4	17:37:31.792	1:02.109	+1.062	20.773	19.096	22.240
5	17:38:30.222	1:01.010	+0.296	20.640	18.276	22.094	5	17:38:32.982	1:01.190	+0.143	20.753	18.271	22.166
6	17:39:31.104	1:00.882	+0.168	20.632	18.227	22.023	6	17:39:34.566	1:01.584	+0.537	20.765	18.402	22.417
7	17:40:31.818	1:00.714		20.496	18.249	21.969	7	17:40:37.229	1:02.663	+1.616	21.996	18.506	22.161
8	17:41:32.605	1:00.787	+0.073	20.597	18.214	21.976	8	17:41:38.276	1:01.047		20.583	18.241	22.223
9	17:42:34.463	1:01.858	+1.144	20.693	18.999	22.166	9	17:42:40.267	1:01.991	+0.944	20.993	18.445	22.553
(605) Filippos Kalesis													
1	17:34:26.260	1:05.108	+4.503	22.716	19.780	22.612	1	17:34:27.034	1:05.615	+4.650	24.095	18.823	22.697
2	17:35:27.562	1:01.302	+0.697	20.690	18.317	22.295	2	17:35:30.268	1:03.234	+2.269	21.785	18.871	22.578
3	17:36:28.508	1:00.946	+0.341	20.630	18.160	22.156	3	17:36:31.897	1:01.629	+0.664	21.025	18.353	22.251
4	17:37:29.763	1:01.255	+0.650	20.557	18.284	22.414	4	17:37:33.064	1:01.167	+0.202	20.849	18.305	22.013
5	17:38:31.114	1:01.351	+0.746	20.660	18.656	22.035	5	17:38:34.029	1:00.965		20.645	18.353	21.967
6	17:39:31.719	1:00.605		20.443	18.121	22.041	6	17:39:35.014	1:00.985	+0.020	20.730	18.304	21.951
7	17:40:32.555	1:00.836	+0.231	20.544	18.199	22.093	7	17:40:36.479	1:01.465	+0.500	21.021	18.251	22.193
8	17:41:33.500	1:00.945	+0.340	20.641	18.199	22.105	8	17:41:38.117	1:01.638	+0.673	20.714	18.736	22.188
9	17:42:36.265	1:02.765	+2.160	20.921	19.173	22.671	9	17:42:40.401	1:02.284	+1.319	21.399	18.413	22.472
(669) Constantin Schoell													
1	17:34:24.436	1:03.429	+2.756	22.252	18.708	22.469	1	17:34:28.323	1:06.480	+5.410	24.964	18.865	22.651
2	17:35:26.475	1:02.039	+1.366	20.866	18.891	22.282	2	17:35:30.438	1:02.115	+1.045	21.028	18.699	22.388
3	17:36:27.592	1:01.117	+0.444	20.622	18.284	22.211	3	17:36:32.151	1:01.713	+0.643	21.012	18.364	22.337
4	17:37:29.340	1:01.748	+1.075	20.641	18.710	22.397	4	17:37:33.557	1:01.406	+0.336	20.755	18.525	22.126
5	17:38:31.472	1:02.132	+1.459	20.673	19.373	22.086	5	17:38:35.331	1:01.774	+0.704	21.066	18.539	22.169
6	17:39:32.145	1:00.673		20.567	18.203	21.903	6	17:39:36.512	1:01.181	+0.111	20.721	18.394	22.066
7	17:40:32.849	1:00.704	+0.031	20.552	18.187	21.965	7	17:40:37.654	1:01.142	+0.072	20.690	18.423	22.029
8	17:41:33.632	1:00.783	+0.110	20.580	18.222	21.981	8	17:41:38.724	1:01.070		20.641	18.413	22.016
9	17:42:36.442	1:02.810	+2.137	20.838	19.198	22.774	9	17:42:40.582	1:01.858	+0.788	20.835	18.571	22.452
(619) Marcel Schirmer													
1	17:34:26.733	1:05.395	+4.421	23.035	19.222	23.138	1	17:34:26.898	1:05.282	+4.184	23.696	18.765	22.821
2	17:35:28.219	1:01.486	+0.512	21.001	18.261	22.224	2	17:35:31.159	1:04.261	+3.163	22.313	19.158	22.790
3	17:36:29.839	1:01.620	+0.646	21.235	18.273	22.112	3	17:36:33.253	1:02.094	+0.996	21.031	18.541	22.522
4	17:37:31.624	1:01.785	+0.811	20.751	18.858	22.176	4	17:37:34.867	1:01.614	+0.516	21.107	18.352	22.155
5	17:38:32.818	1:01.194	+0.220	20.671	18.381	22.142	5	17:38:36.281	1:01.414	+0.316	20.887	18.445	22.082
6	17:39:34.603	1:01.785	+0.811	20.789	18.681	22.315	6	17:39:37.505	1:01.224	+0.126	20.781	18.337	22.106
7	17:40:35.896	1:01.293	+0.319	20.831	18.233	22.229	7	17:40:38.898	1:01.393	+0.295	20.893	18.323	22.177
8	17:41:36.870	1:00.974		20.720	18.151	22.103	8	17:41:39.996	1:01.098		20.713	18.330	22.055
9	17:42:38.358	1:01.488	+0.514	20.884	18.299	22.305	9	17:42:41.263	1:01.267	+0.169	20.717	18.338	22.212
(618) Philipp Seewer													
1	17:34:26.733	1:05.395	+4.421	23.035	19.222	23.138	1	17:34:26.898	1:05.282	+4.184	23.696	18.765	22.821
2	17:35:28.219	1:01.486	+0.512	21.001	18.261	22.224	2	17:35:31.159	1:04.261	+3.163	22.313	19.158	22.790
3	17:36:29.839	1:01.620	+0.646	21.235	18.273	22.112	3	17:36:33.253	1:02.094	+0.996	21.031	18.541	22.522
4	17:37:31.624	1:01.785	+0.811	20.751	18.858	22.176	4	17:37:34.867	1:01.614	+0.516	21.107	18.352	22.155
5	17:38:32.818	1:01.194	+0.220	20.671	18.381	22.142	5	17:38:36.281	1:01.414	+0.316	20.887	18.445	22.082
6	17:39:34.603	1:01.785	+0.811	20.789	18.681	22.315	6	17:39:37.505	1:01.224	+0.126	20.781	18.337	22.106
7	17:40:35.896	1:01.293	+0.319	20.831	18.233	22.229	7	17:40:38.898	1:01.393	+0.295	20.893	18.323	22.177
8	17:41:36.870	1:00.974		20.720	18.151	22.103	8	17:41:39.996	1:01.098		20.713	18.330	22.055
9	17:42:38.358	1:01.488	+0.514	20.884	18.299	22.305	9	17:42:41.263	1:01.267	+0.169	20.717	18.338	22.212
(653) Henrijs Grube													
1	17:34:26.733	1:05.395	+4.421	23.035	19.222	23.138	1	17:34:26.898	1:05.282	+4.184	23.696	18.765	22.821
2	17:35:28.219	1:01.486	+0.512	21.001	18.261	22.224	2	17:35:31.159	1:04.261	+3.163	22.313	19.158	22.790
3	17:36:29.839	1:01.620	+0.646	21.235	18.273	22.112	3	17:36:33.253	1:02.094	+0.996	21.031	18.541	22.522
4	17:37:31.624	1:01.785	+0.811	20.751	18.858	22.176	4	17:37:34.867	1:01.614	+0.516	21.107	18.35	



Rotax Euro Challenge Salbris/France

Rotax DD2

Salbris 1,477 Km

RACE 18 Qualifying Heat 6 B-C

04.04.2015 17:30

Race (9 Laps) started at 17:33:21

Lap	Time of Day	Lap Tm	Diff	S1 Tm	S2 Tm	S3 Tm	Lap	Time of Day	Lap Tm	Diff	S1 Tm	S2 Tm	S3 Tm
(615) Maxi Fleischmann							(624) Haralds Garkaklis						
1	17:34:29.282	1:06.785	+5.861	25.263	18.984	22.538	1	17:34:27.500		+2.905	24.370	18.728	22.431
2	17:35:31.839	1:02.557	+1.633	21.346	18.672	22.539	2	17:35:30.124	1:02.624		21.416	18.675	22.533
3	17:36:33.559	1:01.720	+0.796	21.205	18.382	22.133	3	17:36:33.209	1:03.085	+0.461	21.815	18.618	22.652
4	17:37:35.001	1:01.442	+0.518	20.937	18.438	22.067	4	17:37:40.608	1:07.399	+4.775	22.372	18.443	26.584
5	17:38:36.429	1:01.428	+0.504	21.139	18.295	21.994							
6	17:39:38.206	1:01.777	+0.853	21.282	18.421	22.074							
7	17:40:39.561	1:01.355	+0.431	20.881	18.376	22.098							
8	17:41:40.485	1:00.924		20.651	18.302	21.971							
9	17:42:41.592	1:01.107	+0.183	20.818	18.294	21.995							
(627) Kawase Tomokazu (M)													
1	17:34:30.340	1:07.469	+6.378	25.560	19.333	22.576							
2	17:35:32.440	1:02.100	+1.009	21.167	18.723	22.210							
3	17:36:33.854	1:01.414	+0.323	21.051	18.294	22.069							
4	17:37:35.130	1:01.276	+0.185	20.800	18.414	22.062							
5	17:38:36.569	1:01.439	+0.348	21.232	18.246	21.961							
6	17:39:37.766	1:01.197	+0.106	21.086	18.204	21.907							
7	17:40:39.313	1:01.547	+0.456	21.251	18.271	22.025							
8	17:41:40.404	1:01.091		20.767	18.238	22.086							
9	17:42:42.316	1:01.912	+0.821	21.190	18.687	22.035							
(640) Sascha Pio Haida													
1	17:34:30.171	1:07.732	+6.448	25.538	19.256	22.938							
2	17:35:32.641	1:02.470	+1.186	21.123	19.089	22.258							
3	17:36:34.274	1:01.633	+0.349	20.906	18.580	22.147							
4	17:37:35.795	1:01.521	+0.237	20.893	18.369	22.259							
5	17:38:37.126	1:01.331	+0.047	20.806	18.359	22.166							
6	17:39:39.114	1:01.988	+0.704	20.850	18.939	22.199							
7	17:40:40.398	1:01.284		20.760	18.291	22.233							
8	17:41:41.954	1:01.556	+0.272	20.886	18.385	22.285							
9	17:42:44.174	1:02.220	+0.936	21.160	18.657	22.403							
(654) Alessio Curto													
1	17:34:31.082	1:07.967	+6.958	25.512	19.192	23.263							
2	17:35:33.200	1:02.118	+1.109	20.967	18.589	22.562							
3	17:36:35.472	1:02.272	+1.263	20.902	18.781	22.589							
4	17:37:37.451	1:01.979	+0.970	21.255	18.478	22.246							
5	17:38:39.022	1:01.571	+0.562	20.747	18.593	22.231							
6	17:39:40.032	1:01.010	+0.001	20.662	18.243	22.105							
7	17:40:41.041	1:01.009		20.562	18.287	22.160							
8	17:41:42.125	1:01.084	+0.075	20.663	18.341	22.080							
9	17:42:44.274	1:02.149	+1.140	21.054	18.704	22.391							
(652) Ilja Aloskins (M)													
1	17:34:29.008	1:06.651	+4.929	24.579	19.159	22.913							
2	17:35:31.758	1:02.750	+1.028	21.522	18.560	22.668							
3	17:36:35.221	1:03.463	+1.741	21.801	18.940	22.722							
4	17:37:37.101	1:01.880	+0.158	21.003	18.475	22.402							
5	17:38:39.540	1:02.439	+0.717	21.057	18.991	22.391							
6	17:39:41.262	1:01.722		20.826	18.533	22.363							
7	17:40:43.171	1:01.909	+0.187	20.936	18.553	22.420							
8	17:41:45.089	1:01.918	+0.196	20.971	18.512	22.435							
9	17:42:47.013	1:01.924	+0.202	20.888	18.519	22.517							
(645) Uldis Timaks (M)													
1	17:34:30.255	1:07.227	+5.682	24.836	19.690	22.701							
2	17:35:33.035	1:02.780	+1.235	21.583	18.687	22.510							
3	17:36:35.315	1:02.280	+0.735	20.900	18.812	22.568							
4	17:37:37.742	1:02.427	+0.882	21.548	18.589	22.290							
5	17:38:39.907	1:02.165	+0.620	21.121	18.540	22.504							
6	17:39:41.540	1:01.633	+0.088	20.771	18.487	22.375							
7	17:40:43.985	1:02.445	+0.900	20.895	19.104	22.446							
8	17:41:45.603	1:01.618	+0.073	20.976	18.433	22.209							
9	17:42:47.148	1:01.545		20.814	18.406	22.325							



Rotax Euro Challenge

DD2

Salbris / France

Ranking after Heats

Pos.	No.	Firstname	Lastname	Nat.	Chassis	Race Team	QP	Points	Diff.	A-B	C-D	A-C	B-D	A-D	B-C
1	613	Ferenc	Kancsar	HUN	BirelART	BirelART/KMS	5	6		3	--	3	--	0	--
2	657	Mats	van den Brand	NLD	DR	VPDR	7	6	0	--	4	2	--	--	0
3	660	Barrie	Pullinger	GBR	FA Kart	Dan Holland Racing	12	6	0	--	0	--	0	6	--
4	606	Anthony	Abbasse	FRA	Sodikart	Sodikart	13	7	-1	5	--	0	--	2	--
5	639	Henrique	Baptista	PRT	FA Kart	Dan Holland Racing	4	9	-3	--	2	--	4	3	--
6	648	Roope	Markkanen	FIN	Tonykart	VRT	9	12	-6	4	--	4	--	4	--
7	609	Kevin	Ludi	CHE	Kosmic	Spirit Racing	1	13	-7	0	--	8	--	5	--
8	662	Rasmus	Markkanen	FIN	Tonykart	VRT	14	14	-8	6	--	--	6	--	2
9	605	Filippos	Kalesis	GRC	Flandria Kart	Team Flandria Kart	10	17	-11	11	--	--	3	--	3
10	619	Marcel	Schirmer	DEU	Tonykart	RS Competition	3	18	-12	--	8	5	--	--	5
11	669	Constantin	Schoell	AUT	Tonykart	Strawberry Racing	6	18	-12	7	--	--	7	--	4
12	649	Martins	Lapins	LVA	Flandria Kart	Team Flandria Kart	15	22	-16	--	6	6	--	--	10
13	646	Alexis	Coursault	FRA	Birelart	Sologne Sport Tech	16	22	-16	--	7	--	5	10	--
14	653	Henrijs	Grube	LVA	Sodikart	RB Sports	18	22	-16	8	--	--	2	--	12
15	616	Luka	Kamali	DEU	CRG	CRG S.P.A.	25	28	-22	10	--	11	--	7	--
16	629	Igor	Mukhin (M)	RUS	CRG	CRG S.P.A.	27	30	-24	--	10	9	--	--	11
17	615	Maxi	Fleischmann	DEU	Praga	Rotax Praga Racing Tea	30	31	-25	9	--	--	9	--	13
18	637	Max	Hofer	AUT	Ricciardo Kar	Speedworld	19	32	-26	--	13	10	--	--	9
19	656	Lorenzo	van Riet	NLD	Formula K	Brand Racing	31	33	-27	--	18	7	--	--	8
20	647	Arnaud	Kozlinski	FRA	Sodikart	Sodikart	2	34	-28	2	--	--	12	--	20
21	618	Philipp	Seewer	CHE	Kosmic	Spirit Racing	11	34	-28	--	16	12	--	--	6
22	641	Tamsin	Germain (M)	GBR	CRG	DG Racing	17	35	-29	13	--	13	--	9	--
23	699	Geza	Fodor (M)	HUN	Ricciardo Kar	Ricciardo/KMS	40	35	-29	--	9	--	11	15	--
24	628	Paolo	DeConto	ITA	CRG	CRG S.P.A.	8	36	-30	--	3	--	14	19	--
25	634	Oriol	Dalmau	ESP	Tonykart	MDC Racing	24	36	-30	--	5	--	18	13	--
26	622	Marc	Lupfer	DEU	Tonykart	Ratisbona Motorsport	21	37	-31	14	--	15	--	8	--
27	640	Sascha Pio	Haida	DEU	Birelart	JLC Racing Team	26	38	-32	15	--	--	8	--	15
28	658	Fabienne	Lanz	ZAF	Formula K	Brand Racing	23	41	-35	--	14	20	--	--	7

Position 1 -28 qualified for Prefinal

29	625	Marc	Berteaux (M)	FRA	Birel Art	Sologne Sport Tech	29	42	-36	16	--	14	--	12	--
30	655	Christophe	Adams (M)	FRA	BirelArt	BirelART/KMS	33	42	-36	12	--	16	--	14	--
31	644	Dimitris	Vasileris	GRC	Tonykart	Prt Motorsport	20	45	-39	--	12	--	13	20	--
32	652	Ilija	Aloskins (M)	LVA	Sodikart	RB Sports	35	45	-39	--	11	17	--	--	17
33	651	Steve	Bull	GBR	Tonykart	Screenvyn	32	47	-41	--	19	--	17	11	--
34	645	Uldis	Timaks (M)	LVA	Tonykart	Uldis Timaks	34	47	-41	19	--	--	10	--	18
35	627	Kawase	Tomokazu (M)	JPN	TBA	Uniq Racing Team	39	47	-41	--	15	18	--	--	14
36	642	Ernest	Veismanis	LVA	Tonykart	Jurmala/Papas Racing	28	51	-45	--	20	--	15	16	--
37	650	Ronald	Billings (M)	GBR	Tonykart	Screenvyn	36	51	-45	--	17	--	16	18	--
38	624	Haralds	Garkaklis	LVA	Flandria Kart	Flandria Kart	22	55	-49	17	--	--	19	--	19
39	643	Marcel	Steinert	DEU	Kosmic	Ratisbona Motorsport	37	56	-50	20	--	19	--	17	--
40	654	Alessio	Curto	DEU	Praga	Mtec Praga Racing	38	56	-50	18	--	--	22	--	16

Announcements:

These results are provisional until the conclusion of any judicial and technical matters

Clerk of the course Thomas Lainer:

Stewards (Chairman) Horst Seidel:

Timekeeping M. Wagner:

Scrutineer Paul Klaassen:

Printed: 04.04.2015 18:11

Posted at: h

Rotax Euro Challenge
 Class: DD2
 Date/Time: 05.04.2015 11:00

Track: Salbris / France
 Heat: Second Chance Heat
 Laps: 9

Edition 1

33
31
29
27
25
23
21
19
17
15
13

17
16
15
14
13
12
11
10
9
8
7
6
5
4
3
2
1
Row

34
32
30
28
26
24
22
20
18
16
14

Marcel Steinert	643	Points 56 Quali Rank 37
-----------------	------------	----------------------------

Ronald Billings (M)	650	Points 51 Quali Rank 36
---------------------	------------	----------------------------

Kawase Tomokazu (M)	627	Points 47 Quali Rank 39
---------------------	------------	----------------------------

Steve Bull	651	Points 47 Quali Rank 32
------------	------------	----------------------------

Dimitris Vasileris	644	Points 45 Quali Rank 20
--------------------	------------	----------------------------

Marc Berteaux (M)	625	Points 42 Quali Rank 29
-------------------	------------	----------------------------

Alessio Curto	654	Points 56 Quali Rank 38
---------------	------------	----------------------------

Haralds Garkaklis	624	Points 55 Quali Rank 22
-------------------	------------	----------------------------

Ernests Veismanis	642	Points 51 Quali Rank 28
-------------------	------------	----------------------------

Uldis Timaks (M)	645	Points 47 Quali Rank 34
------------------	------------	----------------------------

Ilja Aloskins (M)	652	Points 45 Quali Rank 35
-------------------	------------	----------------------------

Christophe Adams (M)	655	Points 42 Quali Rank 33
----------------------	------------	----------------------------

Pole Position

Clerk of the course Thomas Lainer:
 Stewards (Chairman) Horst Seidel:

Scrutineer Paul Klaassen:
 Timekeeping M. Wagner:



Rotax Euro Challenge Salbris/France

Rotax DD2

Salbris 1,477 Km

Warm up qualified 29-62

05.04.2015 09:20

Practice (5:00 Time) started at 9:20:01

Pos	No.	Name	Nat.	Chassis	Race Team	Laps	Best Tm	Diff	Gap	In Lap	km/h
1	627	Kawase Tomokazu (M)	JPN	TBA	Uniq Racing Team	5	1:00.961			5	87,223
2	654	Alessio Curto	DEU	Praga	Mtec Praga Racing	4	1:01.275	0.314	0.314	4	86,776
3	644	Dimitris Vasileris	GRC	Tonykart	Prt Motorsport	3	1:01.384	0.423	0.109	3	86,622
4	624	Haralds Garkaklis	LVA	Flandria Kart	Flandria Kart	5	1:01.405	0.444	0.021	4	86,592
5	645	Uldis Timaks (M)	LVA	Tonykart	Uldis Timaks	5	1:01.863	0.902	0.458	4	85,951
6	655	Christophe Adams (M)	FRA	BirelArt	BirelART/KMS	5	1:01.954	0.993	0.091	5	85,825
7	651	Steve Bull	GBR	Tonykart	Screenvyn	5	1:01.996	1.035	0.042	4	85,767
8	642	Ernestis Veismanis	LVA	Tonykart	Jurmala/Papas Racing	5	1:02.339	1.378	0.343	5	85,295
9	652	Ilja Aloskins (M)	LVA	Sodikart	RB Sports	5	1:02.655	1.694	0.316	5	84,865
10	643	Marcel Steinert	DEU	Kosmic	Ratisbona Motorsport	4	1:03.199	2.238	0.544	4	84,134
11	650	Ronald Billings (M)	GBR	Tonykart	Screenvyn	4	1:03.622	2.661	0.423	4	83,575
12	625	Marc Berteaux (M)	FRA	Birel Art	Sologne Sport Tech	2	1:08.625	7.664	5.003	1	77,482



Rotax Euro Challenge Salbris/France

Rotax DD2

Salbris 1,477 Km

Warm up qualified 29-62

05.04.2015 09:20

Practice (5:00 Time) started at 9:20:01

Lap	Time of Day	Lap Tm	Diff	S1 Tm	S2 Tm	S3 Tm
(627) Kawase Tomokazu (M)						
1	9:21:51.456	1:07.430	+6.469	24.638	19.662	23.130
2	9:22:54.125	1:02.669	+1.708	21.433	18.762	22.474
3	9:23:55.822	1:01.697	+0.736	20.958	18.509	22.230
4	9:24:57.352	1:01.530	+0.569	20.844	18.429	22.257
5	9:25:58.313	1:00.961		20.708	18.143	22.110

Lap	Time of Day	Lap Tm	Diff	S1 Tm	S2 Tm	S3 Tm
(650) Ronald Billings (M)						
1	9:21:57.824	1:11.125	+7.503	25.207	21.187	24.731
2	9:23:02.967	1:05.143	+1.521	22.196	19.608	23.339
3	9:24:07.069	1:04.102	+0.480	21.453	19.171	23.478
4	9:25:10.691	1:03.622		21.327	18.896	23.399

Lap	Time of Day	Lap Tm	Diff	S1 Tm	S2 Tm	S3 Tm
(654) Alessio Curto						
1	9:21:53.217	1:08.747	+7.472	24.646	20.539	23.562
2	9:22:55.903	1:02.686	+1.411	21.450	18.708	22.528
3	9:23:57.918	1:02.015	+0.740	21.046	18.501	22.468
4	9:24:59.193	1:01.275		20.715	18.369	22.191

Lap	Time of Day	Lap Tm	Diff	S1 Tm	S2 Tm	S3 Tm
(625) Marc Berteaux (M)						
1	9:21:50.525	1:08.625		24.695	19.974	23.956
2	9:23:21.386	1:30.861	+22.236	21.570	44.263	25.028

Lap	Time of Day	Lap Tm	Diff	S1 Tm	S2 Tm	S3 Tm
(644) Dimitris Vasileris						
1	9:23:06.776	2:23.199	+1:21.815	25.099	21.411	1:36.689
2	9:24:11.435	1:04.659	+3.275	22.826	19.048	22.785
3	9:25:12.819	1:01.384		20.740	18.306	22.338

Lap	Time of Day	Lap Tm	Diff	S1 Tm	S2 Tm	S3 Tm
(624) Haralds Garkaklis						
1	9:21:43.056	1:05.046	+3.641	23.044	19.056	22.946
2	9:22:45.030	1:01.974	+0.569	20.910	18.549	22.515
3	9:23:46.635	1:01.605	+0.200	20.829	18.468	22.308
4	9:24:48.040	1:01.405		20.818	18.353	22.234
5	9:25:49.570	1:01.530	+0.125	20.835	18.376	22.319

Lap	Time of Day	Lap Tm	Diff	S1 Tm	S2 Tm	S3 Tm
(645) Uldis Timaks (M)						
1	9:21:53.026	1:09.352	+7.489	25.261	20.617	23.474
2	9:22:56.223	1:03.197	+1.334	21.603	18.972	22.622
3	9:23:59.359	1:03.136	+1.273	21.065	19.472	22.599
4	9:25:01.222	1:01.863		21.024	18.455	22.384
5	9:26:03.188	1:01.966	+0.103	20.967	18.577	22.422

Lap	Time of Day	Lap Tm	Diff	S1 Tm	S2 Tm	S3 Tm
(655) Christophe Adams (M)						
1	9:21:54.310	1:09.346	+7.392	25.032	20.333	23.981
2	9:22:57.341	1:03.031	+1.077	21.454	18.939	22.638
3	9:24:00.376	1:03.035	+1.081	21.017	18.827	23.191
4	9:25:02.417	1:02.041	+0.087	21.135	18.525	22.381
5	9:26:04.371	1:01.954		20.901	18.570	22.483

Lap	Time of Day	Lap Tm	Diff	S1 Tm	S2 Tm	S3 Tm
(651) Steve Bull						
1	9:21:51.025	1:07.667	+5.671	23.698	20.025	23.944
2	9:22:53.974	1:02.949	+0.953	21.366	18.845	22.738
3	9:23:56.393	1:02.419	+0.423	20.957	18.890	22.572
4	9:24:58.389	1:01.996		20.948	18.499	22.549
5	9:26:00.716	1:02.327	+0.331	20.879	18.758	22.690

Lap	Time of Day	Lap Tm	Diff	S1 Tm	S2 Tm	S3 Tm
(642) Ernests Veismanis						
1	9:21:46.771	1:07.451	+5.112	24.227	19.753	23.471
2	9:22:50.381	1:03.610	+1.271	21.748	18.917	22.945
3	9:23:53.264	1:02.883	+0.544	21.432	18.674	22.777
4	9:24:55.910	1:02.646	+0.307	21.082	18.574	22.990
5	9:25:58.249	1:02.339		21.294	18.534	22.511

Lap	Time of Day	Lap Tm	Diff	S1 Tm	S2 Tm	S3 Tm
(652) Ilja Aloskins (M)						
1	9:21:51.250	1:09.407	+6.752	25.004	20.125	24.278
2	9:22:55.569	1:04.319	+1.664	21.870	19.335	23.114
3	9:24:00.912	1:05.343	+2.688	21.344	20.654	23.345
4	9:25:03.966	1:03.054	+0.399	21.081	19.022	22.951
5	9:26:06.621	1:02.655		21.077	18.806	22.772

Lap	Time of Day	Lap Tm	Diff	S1 Tm	S2 Tm	S3 Tm
(643) Marcel Steinert						
1	9:21:55.089	1:09.996	+6.797	25.310	20.716	23.970
2	9:23:00.756	1:05.667	+2.468	22.929	19.565	23.173
3	9:24:07.595	1:06.839	+3.640	21.722	18.876	26.241
4	9:25:10.794	1:03.199		21.720	18.719	22.760





Rotax Euro Challenge Salbris/France

Rotax DD2 Salbris 1,477 Km

Warm up qualified 1-28 05.04.2015 09:50

Practice (5:00 Time) started at 9:50:00

Pos	No.	Name	Nat.	Chassis	Race Team	Laps	Best Tm	Diff	Gap	In Lap	km/h
1	613	Ferenc Kancsar	HUN	BirelART	BirelART/KMS	5	59.970			4	88,664
2	609	Kevin Ludi	CHE	Kosmic	Spirit Racing	5	1:00.026	0.056	0.056	5	88,582
3	647	Arnaud Kozlinski	FRA	Sodikart	Sodikart	5	1:00.028	0.058	0.002	4	88,579
4	619	Marcel Schirmer	DEU	Tonykart	RS Competition	5	1:00.058	0.088	0.030	5	88,534
5	606	Anthony Abbasse	FRA	Sodikart	Sodikart	5	1:00.118	0.148	0.060	4	88,446
6	648	Roope Markkanen	FIN	Tonykart	VRT	5	1:00.230	0.260	0.112	5	88,282
7	662	Rasmus Markkanen	FIN	Tonykart	VRT	5	1:00.234	0.264	0.004	5	88,276
8	660	Barrie Pullinger	GBR	FA Kart	Dan Holland Racing	4	1:00.332	0.362	0.098	3	88,132
9	605	Filippos Kalesis	GRC	Flandria Kart	Team Flandria Kart	4	1:00.349	0.379	0.017	3	88,108
10	656	Lorenzo van Riet	NLD	Formula K	Brand Racing	5	1:00.431	0.461	0.082	4	87,988
11	628	Paolo DeConto	ITA	CRG	CRG S.P.A.	5	1:00.450	0.480	0.019	5	87,960
12	657	Mats van den Brand	NLD	DR	VPDR	4	1:00.498	0.528	0.048	3	87,891
13	615	Maxi Fleischmann	DEU	Praga	Rotax Praga Racing Team	5	1:00.552	0.582	0.054	4	87,812
14	616	Luka Kamali	DEU	CRG	CRG S.P.A.	4	1:00.638	0.668	0.086	3	87,688
15	622	Marc Lupfer	DEU	Tonykart	Ratisbona Motorsport	5	1:00.717	0.747	0.079	5	87,573
16	634	Oriol Dalmau	ESP	Tonykart	MDC Racing	5	1:00.747	0.777	0.030	4	87,530
17	639	Henrique Baptista	PRT	FA Kart	Dan Holland Racing	4	1:00.765	0.795	0.018	4	87,504
18	649	Martins Lapins	LVA	Flandria Kart	Team Flandria Kart	4	1:00.833	0.863	0.068	3	87,407
19	618	Philipp Seewer	CHE	Kosmic	Spirit Racing	5	1:00.860	0.890	0.027	4	87,368
20	653	Henrijs Grube	LVA	Sodikart	RB Sports	5	1:00.888	0.918	0.028	5	87,328
21	629	Igor Mukhin (M)	RUS	CRG	CRG S.P.A.	4	1:01.057	1.087	0.169	4	87,086
22	640	Sascha Pio Haida	DEU	Birelart	JLC Racing Team	4	1:01.194	1.224	0.137	4	86,891
23	658	Fabienne Lanz	ZAF	Formula K	Brand Racing	4	1:01.337	1.367	0.143	4	86,688
24	646	Alexis Coursault	FRA	Birelart	Sologne Sport Tech	4	1:01.497	1.527	0.160	3	86,463
25	699	Geza Fodor (M)	HUN	Ricciardo Kart	Ricciardo/KMS	4	1:01.729	1.759	0.232	3	86,138
26	669	Constantin Schoell	AUT	Tonykart	Strawberry Racing	4	1:01.781	1.811	0.052	3	86,065
27	641	Tamsin Germain (M)	GBR	CRG	DG Racing	1	1:07.070	7.100	5.289	1	79,278
28	637	Max Hofer	AUT	Ricciardo Kart	Speedworld	1	1:10.833	10.863	3.763	1	75,067

Timekeeping M. Wagner: Clerk of the course Thomas Lainer:

Steward Horst Seidel: Chief Scrutineer Paul Klaassen:





Rotax Euro Challenge Salbris/France

Rotax DD2

Salbris 1,477 Km

Warm up qualified 1-28

05.04.2015 09:50

Practice (5:00 Time) started at 9:50:00

Lap	Time of Day	Lap Tm	Diff	S1 Tm	S2 Tm	S3 Tm	Lap	Time of Day	Lap Tm	Diff	S1 Tm	S2 Tm	S3 Tm
(613) Ferenc Kancsar													
1	9:51:57.328	1:03.700	+3.730	22.395	19.000	22.305	4	9:54:48.287	1:00.431		20.450	18.021	21.960
2	9:52:59.566	1:02.238	+2.268	20.736	19.405	22.097	5	9:55:48.891	1:00.604	+0.173	20.536	18.047	22.021
3	9:54:00.278	1:00.712	+0.742	20.503	18.335	21.874	(628) Paolo DeConto						
4	9:55:00.248	59.970		20.329	17.921	21.720	1	9:51:43.368	1:07.061	+6.611	24.146	19.697	23.218
5	9:56:00.264	1:00.016	+0.046	20.290	17.915	21.811	2	9:52:45.634	1:02.266	+1.816	21.489	18.356	22.421
(609) Kevin Ludi													
1	9:51:55.208	1:03.160	+3.134	21.863	18.779	22.518	3	9:53:46.313	1:00.679	+0.229	20.653	18.117	21.909
2	9:52:58.628	1:03.420	+3.394	21.795	19.336	22.289	4	9:54:46.914	1:00.601	+0.151	20.566	17.919	22.116
3	9:53:59.156	1:00.528	+0.502	20.527	18.097	21.904	5	9:55:47.364	1:00.450		20.698	17.915	21.837
4	9:54:59.479	1:00.323	+0.297	20.403	17.958	21.962	(657) Mats van den Brand						
5	9:55:59.505	1:00.026		20.229	17.939	21.858	1	9:52:14.387	1:04.659	+4.161	22.716	19.243	22.700
(647) Arnaud Kozlinski													
1	9:51:45.301	1:07.517	+7.489	24.782	19.841	22.894	2	9:53:15.258	1:00.871	+0.373	20.657	18.226	21.988
2	9:52:46.725	1:01.424	+1.396	20.868	18.351	22.205	3	9:54:15.756	1:00.498		20.362	18.051	22.085
3	9:53:47.149	1:00.424	+0.396	20.481	18.045	21.898	4	9:55:16.383	1:00.627	+0.129	20.342	18.114	22.171
4	9:54:47.177	1:00.028		20.357	17.877	21.794	(615) Maxi Fleischmann						
5	9:55:48.036	1:00.859	+0.831	20.870	18.116	21.873	1	9:51:52.762	1:09.020	+8.468	24.834	20.452	23.734
(619) Marcel Schirmer													
1	9:51:53.929	1:07.202	+7.144	23.734	19.875	23.593	2	9:52:55.725	1:02.963	+2.411	21.704	18.842	22.417
2	9:52:57.060	1:03.131	+3.073	22.255	18.646	22.230	3	9:53:56.685	1:00.960	+0.408	20.643	18.183	22.134
3	9:53:57.833	1:00.773	+0.715	20.609	18.187	21.977	4	9:54:57.237	1:00.552		20.448	18.073	22.031
4	9:54:58.245	1:00.412	+0.354	20.452	18.050	21.910	5	9:55:57.867	1:00.630	+0.078	20.566	18.008	22.056
5	9:55:58.303	1:00.058		20.317	17.960	21.781	(616) Luka Kamali						
(606) Anthony Abbasse													
1	9:51:52.862	1:03.431	+3.313	22.206	18.789	22.436	1	9:52:00.342	1:04.464	+3.826	22.830	19.138	22.496
2	9:52:54.091	1:01.229	+1.111	20.740	18.276	22.213	2	9:53:01.905	1:01.563	+0.925	20.846	18.578	22.139
3	9:53:54.232	1:00.141	+0.023	20.288	17.954	21.899	3	9:54:02.543	1:00.638		20.490	18.157	21.991
4	9:54:54.350	1:00.118		20.297	17.893	21.928	4	9:55:03.582	1:01.039	+0.401	20.926	18.224	21.889
5	9:55:54.590	1:00.240	+0.122	20.363	17.911	21.966	(622) Marc Lupfer						
(648) Roope Markkanen													
1	9:51:44.233	1:06.089	+5.859	23.857	19.138	23.094	1	9:51:49.357	1:07.387	+6.670	24.168	20.014	23.205
2	9:52:45.496	1:01.263	+1.033	20.976	18.201	22.086	2	9:52:54.467	1:05.110	+4.393	23.396	19.024	22.690
3	9:53:46.216	1:00.720	+0.490	20.666	18.016	22.038	3	9:53:55.672	1:01.205	+0.488	20.688	18.364	22.153
4	9:54:46.771	1:00.555	+0.325	20.817	17.817	21.817	4	9:54:56.510	1:00.838	+0.121	20.490	18.312	22.036
5	9:55:47.001	1:00.230		20.344	17.968	21.918	5	9:55:57.227	1:00.717		20.578	18.071	22.068
(662) Rasmus Markkanen													
1	9:51:44.750	1:05.871	+5.637	23.704	19.260	22.907	(634) Oriol Dalmau						
2	9:52:46.151	1:01.401	+1.167	20.983	18.313	22.105	1	9:51:46.119	1:07.253	+6.506	24.074	20.090	23.089
3	9:53:47.068	1:00.917	+0.683	20.653	18.218	22.046	2	9:52:47.744	1:01.625	+0.878	21.076	18.323	22.226
4	9:54:47.671	1:00.603	+0.369	20.680	18.056	21.867	3	9:53:48.510	1:00.766	+0.019	20.576	18.074	22.116
5	9:55:47.905	1:00.234		20.318	18.018	21.898	4	9:54:49.257	1:00.747		20.568	18.114	22.065
(660) Barrie Pullinger													
1	9:52:00.666	1:04.261	+3.929	22.487	19.234	22.540	5	9:55:50.074	1:00.817	+0.070	20.469	18.144	22.204
2	9:53:02.272	1:01.606	+1.274	20.787	18.455	22.364	(639) Henrique Baptista						
3	9:54:02.604	1:00.332		20.459	18.115	21.758	1	9:51:56.552	1:03.735	+2.970	22.237	18.907	22.591
4	9:55:03.185	1:00.581	+0.249	20.549	18.214	21.818	2	9:52:59.502	1:02.950	+2.185	20.948	19.510	22.492
(605) Filippos Kalesis													
1	9:51:59.125	1:03.513	+3.164	22.382	18.803	22.328	3	9:54:00.930	1:01.428	+0.663	20.425	18.247	22.756
2	9:53:01.183	1:02.058	+1.709	20.729	18.799	22.530	4	9:55:01.695	1:00.765		20.432	18.129	22.204
3	9:54:01.532	1:00.349		20.370	18.149	21.830	(649) Martins Lapins						
4	9:55:01.952	1:00.420	+0.071	20.516	18.075	21.829	1	9:51:58.997	1:04.477	+3.644	22.745	19.038	22.694
(656) Lorenzo van Riet													
1	9:51:45.524	1:06.294	+5.863	23.805	19.746	22.743	2	9:53:01.546	1:02.549	+1.716	21.127	18.841	22.581
2	9:52:47.122	1:01.598	+1.167	21.076	18.385	22.137	3	9:54:02.379	1:00.833		20.546	18.143	22.144
3	9:53:47.856	1:00.734	+0.303	20.580	18.153	22.001	4	9:55:03.752	1:01.373	+0.540	21.200	18.252	21.921
(618) Philipp Seewer													
1	9:51:49.650	1:06.876	+6.016	24.026	19.607	23.243	(653) Henrijs Grube						
2	9:52:53.266	1:03.616	+2.756	22.634	18.651	22.331	1	9:51:44.175	1:06.128	+5.240	23.477	19.522	23.129
3	9:53:54.138	1:00.872	+0.012	20.624	18.143	22.105	2	9:52:56.367	1:12.192	+11.304	21.446	27.989	22.757
4	9:54:54.998	1:00.860		20.720	18.119	22.021	3	9:53:57.686	1:01.319	+0.431	20.818	18.336	22.165
5	9:55:55.947	1:00.949	+0.089	20.717	18.110	22.122							

Timekeeping M. Wagner:

Clerk of the course Thomas Lainer:

Steward Horst Seidel:

Chief Scrutineer Paul Klaassen:





Rotax Euro Challenge Salbris/France

Rotax DD2

Salbris 1,477 Km

Warm up qualified 1-28

05.04.2015 09:50

Practice (5:00 Time) started at 9:50:00

Lap	Time of Day	Lap Tm	Diff	S1 Tm	S2 Tm	S3 Tm	Lap	Time of Day	Lap Tm	Diff	S1 Tm	S2 Tm	S3 Tm
4	9:54:58.850	1:01.164	+0.276	20.937	18.169	22.058							
5	9:55:59.738	1:00.888		20.514	18.081	22.293							
(629) Igor Mukhin (M)													
1	9:51:49.525	1:07.193	+6.136	24.192	19.733	23.268							
2	9:52:53.732	1:04.207	+3.150	22.550	18.978	22.679							
3	9:53:55.200	1:01.468	+0.411	20.930	18.464	22.074							
4	9:54:56.257	1:01.057		20.570	18.322	22.165							
(640) Sascha Pio Haida													
1	9:51:55.147	1:05.003	+3.809	22.884	19.331	22.788							
2	9:52:59.091	1:03.944	+2.750	22.068	19.405	22.471							
3	9:54:00.642	1:01.551	+0.357	20.747	18.724	22.080							
4	9:55:01.836	1:01.194		20.730	18.335	22.129							
(658) Fabienne Lanz													
1	9:51:48.777	1:07.727	+6.390	24.450	19.975	23.302							
2	9:53:08.188	1:19.411	+18.074	37.218	19.471	22.722							
3	9:54:09.935	1:01.747	+0.410	21.004	18.471	22.272							
4	9:55:11.272	1:01.337		20.720	18.305	22.312							
(646) Alexis Coursault													
1	9:52:04.106	1:06.130	+4.633	23.556	19.444	23.130							
2	9:53:06.258	1:02.152	+0.655	21.186	18.562	22.404							
3	9:54:07.755	1:01.497		20.772	18.501	22.224							
4	9:55:09.288	1:01.533	+0.036	20.958	18.257	22.318							
(699) Geza Fodor (M)													
1	9:52:02.968	1:07.360	+5.631	24.213	19.788	23.359							
2	9:53:05.861	1:02.893	+1.164	21.280	18.778	22.835							
3	9:54:07.590	1:01.729		20.985	18.402	22.342							
4	9:55:09.616	1:02.026	+0.297	21.413	18.294	22.319							
(669) Constantin Schoell													
1	9:51:53.858	1:10.489	+8.708	24.768	20.558	25.163							
2	9:53:12.290	1:18.432	+16.651	22.953	32.664	22.815							
3	9:54:14.071	1:01.781		21.144	18.386	22.251							
4	9:55:16.562	1:02.491	+0.710	21.363	18.592	22.536							
(641) Tamsin Germain (M)													
1	9:51:49.029	1:07.070		23.829	19.980	23.261							
(637) Max Hofer													
1	9:51:53.322	1:10.833		24.706	20.430	25.697							

Timekeeping M. Wagner:  Clerk of the course Thomas Lainer:

Steward Horst Seidel: Chief Scrutineer Paul Klaassen:



Rotax Euro Challenge Salbris/France

Rotax DD2

-NEW-

Salbris 1,477 Km

Second Chance Heat

05.04.2015 11:00

Race (9 Laps) started at 11:02:16

Pos	No.	Name	Nat.	Chassis	Race Team	Laps	Total Tm	Diff	Best Tm	In Lap	km/h	Points
1	624	Haralds Garkaklis	LVA	Flandria Kart	Flandria Kart	9	9:14.051		1:00.675	3	87,634	0
2	627	Kawase Tomokazu (M)	JPN	TBA	Uniq Racing Team	9	9:14.216	0.165	1:00.735	7	87,548	0
3	651	Steve Bull	GBR	Tonykart	Screenvyn	9	9:14.755	0.704	1:00.830	5	87,411	0
4	625	Marc Berteaux (M)	FRA	Birel Art	Sologne Sport Tech	9	9:19.092	5.041	1:01.070	7	87,067	0
5	644	Dimitris Vasileris	GRC	Tonykart	Prt Motorsport	9	9:19.600	5.549	1:00.337	4	88,125	0
6	654	Alessio Curto	DEU	Praga	Mtec Praga Racing	9	9:20.426	6.375	1:00.939	5	87,254	0
7	655	Christophe Adams (M)	FRA	BirelArt	BirelART/KMS	9	9:20.638	6.587	1:00.891	5	87,323	0
8	652	Ilja Aloskins (M)	LVA	Sodikart	RB Sports	9	9:22.109	8.058	1:01.428	5	86,560	0
9	650	Ronald Billings (M)	GBR	Tonykart	Screenvyn	9	9:27.710	13.659	1:01.938	7	85,847	0
10	645	Uldis Timaks (M)	LVA	Tonykart	Uldis Timaks	9	9:27.781	13.730	1:01.266	8	86,789	0
11	643	Marcel Steinert	DEU	Kosmic	Ratisbona Motorsport	9	9:31.534	17.483	1:02.243	4	85,426	0

Not classified

EXC	642	Ernestis Veismanis	LVA	Tonykart	Jurmala/Papas Racing	9	9:18.815	EXC	1:01.072	5	87,064	0
-----	-----	--------------------	-----	----------	----------------------	---	----------	-----	----------	---	--------	---

Announcements

These results are provisional until the conclusion of any judicial and technical matters!
No. 642 exclusion from Prefinal / technical non conformity

Margin of Victory	Ø km/h	Best Lap Tm	km/h	Best Lap by
0.165	86,373	1:00.337	88,125	644 - Dimitris Vasileris

Official Timing www.rgmmc.com Orbits

Timekeeping M. Wagner:

Clerk of the course Thomas Lainer:

www.mylaps.com

Steward Horst Seidel:

Chief Scrutineer Paul Klaassen:

Licensed to: Motorsport Events

Printed: 05.04.2015 12:06:00

posted at:

h



Rotax Euro Challenge Salbris/France

Rotax DD2

Salbris 1,477 Km

Second Chance Heat

05.04.2015 11:00

Race (9 Laps) started at 11:02:16

Lap	Time of Day	Lap Tm	Diff	S1 Tm	S2 Tm	S3 Tm	Lap	Time of Day	Lap Tm	Diff	S1 Tm	S2 Tm	S3 Tm
(624) Haralds Garkaklis							(654) Alessio Curto						
1	11:03:23.520	1:06.342	+5.667	24.942	18.933	22.467	1	11:03:24.458	1:07.036	+6.097	25.237	19.144	22.655
2	11:04:24.614	1:01.094	+0.419	20.693	18.233	22.168	2	11:04:27.786	1:03.328	+2.389	22.373	18.563	22.392
3	11:05:25.289	1:00.675		20.604	18.095	21.976	3	11:05:29.323	1:01.537	+0.598	20.867	18.391	22.279
4	11:06:26.152	1:00.863	+0.188	20.513	18.169	22.181	4	11:06:30.291	1:00.968	+0.029	20.621	18.205	22.142
5	11:07:26.864	1:00.712	+0.037	20.540	18.117	22.055	5	11:07:31.230	1:00.939		20.615	18.239	22.085
6	11:08:27.808	1:00.944	+0.269	20.695	18.162	22.087	6	11:08:32.580	1:01.350	+0.411	20.626	18.334	22.390
7	11:09:28.650	1:00.842	+0.167	20.577	18.147	22.118	7	11:09:34.517	1:01.937	+0.998	21.041	18.332	22.564
8	11:10:29.569	1:00.919	+0.244	20.637	18.184	22.098	8	11:10:35.705	1:01.188	+0.249	20.675	18.239	22.274
9	11:11:30.471	1:00.902	+0.227	20.677	18.161	22.064	9	11:11:36.846	1:01.141	+0.202	20.664	18.254	22.223

(627) Kawase Tomokazu (M)							(655) Christophe Adams (M)						
1	11:03:21.661	1:05.059	+4.324	23.406	18.774	22.879	1	11:03:25.241	1:08.753	+7.862	26.463	19.436	22.854
2	11:04:23.363	1:01.702	+0.967	21.125	18.349	22.228	2	11:04:27.607	1:02.366	+1.475	21.416	18.448	22.502
3	11:05:24.398	1:01.035	+0.300	20.763	18.189	22.083	3	11:05:29.598	1:01.991	+1.100	20.882	18.394	22.715
4	11:06:26.317	1:01.919	+1.184	20.809	18.644	22.466	4	11:06:31.047	1:01.449	+0.558	20.794	18.384	22.271
5	11:07:27.230	1:00.913	+0.178	20.672	18.178	22.063	5	11:07:31.938	1:00.891		20.656	18.181	22.054
6	11:08:28.108	1:00.878	+0.143	20.587	18.266	22.025	6	11:08:33.576	1:01.638	+0.747	21.110	18.409	22.119
7	11:09:28.843	1:00.735		20.495	18.157	22.083	7	11:09:35.009	1:01.433	+0.542	20.717	18.460	22.256
8	11:10:29.779	1:00.936	+0.201	20.738	18.152	22.046	8	11:10:36.091	1:01.082	+0.191	20.845	18.253	21.984
9	11:11:30.636	1:00.857	+0.122	20.639	18.189	22.029	9	11:11:37.058	1:00.967	+0.076	20.672	18.123	22.172

(651) Steve Bull							(652) Ilja Aloskins (M)						
1	11:03:21.803	1:05.296	+4.466	23.392	18.584	23.320	1	11:03:22.923	1:06.182	+4.754	24.073	19.320	22.789
2	11:04:23.604	1:01.801	+0.971	21.083	18.460	22.258	2	11:04:25.321	1:02.398	+0.970	20.801	18.541	23.056
3	11:05:24.594	1:00.990	+0.160	20.726	18.178	22.086	3	11:05:27.431	1:02.110	+0.682	20.913	18.489	22.708
4	11:06:25.914	1:01.320	+0.490	20.654	18.440	22.226	4	11:06:28.996	1:01.565	+0.137	20.841	18.383	22.341
5	11:07:26.744	1:00.830		20.452	18.177	22.201	5	11:07:30.424	1:01.428		20.711	18.405	22.312
6	11:08:28.255	1:01.511	+0.681	20.761	18.389	22.361	6	11:08:32.453	1:02.029	+0.601	21.239	18.392	22.398
7	11:09:29.157	1:00.902	+0.072	20.609	18.209	22.084	7	11:09:35.068	1:02.615	+1.187	21.707	18.278	22.630
8	11:10:30.151	1:00.994	+0.164	20.613	18.320	22.061	8	11:10:36.847	1:01.779	+0.351	20.953	18.491	22.335
9	11:11:31.175	1:01.024	+0.194	20.618	18.246	22.160	9	11:11:38.529	1:01.682	+0.254	20.807	18.511	22.364

(642) Ernests Veismanis							(650) Ronald Billings (M)						
1	11:03:23.781	1:06.750	+5.678	24.949	19.195	22.606	1	11:03:25.930	1:09.030	+7.092	25.383	20.387	23.260
2	11:04:25.467	1:01.686	+0.614	20.988	18.359	22.339	2	11:04:28.998	1:03.068	+1.130	21.587	18.722	22.759
3	11:05:27.062	1:01.595	+0.523	20.973	18.406	22.216	3	11:05:31.337	1:02.339	+0.401	21.016	18.486	22.837
4	11:06:28.501	1:01.439	+0.367	20.824	18.411	22.204	4	11:06:33.742	1:02.405	+0.467	21.055	18.533	22.817
5	11:07:29.573	1:01.072		20.695	18.270	22.107	5	11:07:36.043	1:02.301	+0.363	21.010	18.503	22.788
6	11:08:30.942	1:01.369	+0.297	20.866	18.274	22.229	6	11:08:38.065	1:02.022	+0.084	20.849	18.549	22.624
7	11:09:32.310	1:01.368	+0.296	20.876	18.285	22.207	7	11:09:40.003	1:01.938		20.814	18.602	22.522
8	11:10:33.843	1:01.533	+0.461	20.977	18.383	22.173	8	11:10:42.132	1:02.129	+0.191	20.873	18.590	22.666
9	11:11:35.235	1:01.392	+0.320	20.817	18.279	22.296	9	11:11:44.130	1:01.998	+0.060	20.904	18.423	22.671

(625) Marc Berteaux (M)							(645) Uldis Timaks (M)						
1	11:03:24.186	1:07.766	+6.696	25.399	18.968	23.399	1	11:03:24.325	1:07.428	+6.162	25.248	19.293	22.887
2	11:04:26.385	1:02.199	+1.129	20.998	18.525	22.676	2	11:04:34.225	1:09.900	+8.634	28.769	18.623	22.508
3	11:05:27.733	1:01.348	+0.278	20.683	18.287	22.378	3	11:05:35.736	1:01.511	+0.245	20.822	18.337	22.352
4	11:06:29.199	1:01.466	+0.396	20.824	18.239	22.403	4	11:06:37.034	1:01.298	+0.032	20.705	18.344	22.249
5	11:07:30.611	1:01.412	+0.342	20.821	18.346	22.245	5	11:07:38.487	1:01.453	+0.187	20.708	18.416	22.329
6	11:08:32.194	1:01.583	+0.513	20.952	18.344	22.287	6	11:08:39.764	1:01.277	+0.011	20.736	18.199	22.342
7	11:09:33.264	1:01.070		20.692	18.213	22.165	7	11:09:41.303	1:01.539	+0.273	20.981	18.385	22.173
8	11:10:34.340	1:01.076	+0.006	20.597	18.231	22.248	8	11:10:42.569	1:01.266		20.693	18.259	22.314
9	11:11:35.512	1:01.172	+0.102	20.776	18.188	22.208	9	11:11:44.201	1:01.632	+0.366	20.649	18.508	22.475

(644) Dimitris Vasileris							(643) Marcel Steinert						
1	11:03:28.796	1:06.246	+5.909	24.255	19.345	22.646	1	11:03:26.069	1:09.078	+6.835	25.999	19.871	23.208
2	11:04:30.034	1:01.238	+0.901	20.771	18.185	22.282	2	11:04:29.442	1:03.373	+1.130	21.893	18.884	22.596
3	11:05:30.910	1:00.876	+0.539	20.675	18.065	22.136	3	11:05:32.132	1:02.690	+0.447	21.777	18.456	22.457
4	11:06:31.247	1:00.337		20.487	18.002	21.848	4	11:06:34.375	1:02.243		21.387	18.377	22.479
5	11:07:32.145	1:00.898	+0.561	20.644	18.260	21.994	5	11:07:36.982	1:02.607	+0.364	21.389	18.686	22.532
6	11:08:33.112	1:00.967	+0.630	20.702	18.173	22.092	6	11:08:39.398	1:02.416	+0.173	21.473	18.521	22.422
7	11:09:34.328	1:01.216	+0.879	20.680	18.315	22.221	7	11:09:41.789	1:02.391	+0.148	21.721	18.409	22.261
8	11:10:35.230	1:00.902	+0.565	20.649	18.070	22.183	8	11:10:45.088	1:03.299	+1.056	21.614	18.987	22.698
9	11:11:36.020	1:00.790	+0.453	20.596	18.078	22.116	9	11:11:47.954	1:02.866	+0.623	21.643	18.571	22.652

Timekeeping M. Wagner: Clerk of the course Thomas Lainer:

Steward Horst Seidel: Chief Scrutineer Paul Klaassen:

Printed: 05.04.2015 11:12:52 posted at: h



Rotax Euro Challenge

Class: DD2

Date/Time: 05.04.2015 12:20

Track:

Heat:

Laps:

Salbris / France

Prefinal

13

Edition 1

Dimitris Vasileris	644	2nd Chance 5	17	Alessio Curto	654	2nd Chance 6
	33				34	
Steve Bull	651	2nd Chance 3	16	Marc Berteaux (M)	625	2nd Chance 4
	31				32	
Haralds Garkaklis	624	2nd Chance 1	15	Kawase Tomokazu (M)	627	2nd Chance 2
	29				30	
Sascha Pio Haida	640	Points 38 Quali Rank 26	14	Fabienne Lanz	658	Points 41 Quali Rank 23
	27				28	
Oriol Dalmau	634	Points 36 Quali Rank 24	13	Marc Lupfer	622	Points 37 Quali Rank 21
	25				26	
Geza Fodor (M)	699	Points 35 Quali Rank 40	12	Paolo DeConto	628	Points 36 Quali Rank 8
	23				24	
Philipp Seewer	618	Points 34 Quali Rank 11	11	Tamsin Germain (M)	641	Points 35 Quali Rank 17
	21				22	
Lorenzo van Riet	656	Points 33 Quali Rank 31	10	Arnaud Kozlinski	647	Points 34 Quali Rank 2
	19				20	
Maxi Fleischmann	615	Points 31 Quali Rank 30	9	Max Hofer	637	Points 32 Quali Rank 19
	17				18	
Luka Kamali	616	Points 28 Quali Rank 25	8	Igor Mukhin (M)	629	Points 30 Quali Rank 27
	15				16	
Alexis Coursault	646	Points 22 Quali Rank 16	7	Henrijs Grube	653	Points 22 Quali Rank 18
	13				14	
Constantin Schoell	669	Points 18 Quali Rank 6	6	Martins Lapins	649	Points 22 Quali Rank 15
	11				12	
Filippos Kalesis	605	Points 17 Quali Rank 10	5	Marcel Schirmer	619	Points 18 Quali Rank 3
	9				10	
Kevin Ludi	609	Points 13 Quali Rank 1	4	Rasmus Markkanen	662	Points 14 Quali Rank 14
	7				8	
Henrique Baptista	639	Points 9 Quali Rank 4	3	Roope Markkanen	648	Points 12 Quali Rank 9
	5				6	
Barrie Pullinger	660	Points 6 Quali Rank 12	2	Anthony Abbasse	606	Points 7 Quali Rank 13
	3				4	
Ferenc Kancsar	613	Points 6 Quali Rank 5	1	Mats van den Brand	657	Points 6 Quali Rank 7
	1		Row		2	

Pole Position

Clerk of the course Thomas Lainer:

Stewards (Chairman) Horst Seidel:

Scrutineer Paul Klaassen:

Timekeeping M. Wagner:



Rotax Euro Challenge Salbris/France

Rotax DD2

Salbris 1,477 Km

Pre-Final

05.04.2015 12:20

Race (13 Laps) started at 12:24:02

Pos	No.	Name	Nat.	Chassis	Race Team	Laps	Total Tm	Diff	Best Tm	In Lap	km/h	Points
1	613	Ferenc Kancsar	HUN	BirelART	BirelART/KMS	13	13:13.390		1:00.643	7	87,680	34
2	606	Anthony Abbasse	FRA	Sodikart	Sodikart	13	13:13.486	0.096	1:00.553	6	87,811	33
3	657	Mats van den Brand	NLD	DR	VPDR	13	13:14.470	1.080	1:00.473	9	87,927	32
4	609	Kevin Ludi	CHE	Kosmic	Spirit Racing	13	13:14.699	1.309	1:00.515	4	87,866	31
5	648	Roope Markkanen	FIN	Tonykart	VRT	13	13:14.973	1.583	1:00.470	7	87,931	30
6	639	Henrique Baptista	PRT	FA Kart	Dan Holland Racing	13	13:15.087	1.697	1:00.620	6	87,714	29
7	619	Marcel Schirmer	DEU	Tonykart	RS Competition	13	13:16.819	3.429	1:00.727	4	87,559	28
8	605	Filippos Kalesis	GRC	Flandria Kart	Team Flandria Kart	13	13:17.972	4.582	1:00.588	4	87,760	27
9	660	Barrie Pullinger	GBR	FA Kart	Dan Holland Racing	13	13:18.556	5.166	1:00.825	10	87,418	26
10	646	Alexis Coursault	FRA	Birelart	Sologne Sport Tech	13	13:19.351	5.961	1:00.656	6	87,662	25
11	647	Arnaud Kozlinski	FRA	Sodikart	Sodikart	13	13:19.751	6.361	1:00.448	9	87,963	24
12	662	Rasmus Markkanen	FIN	Tonykart	VRT	13	13:21.240	7.850	1:00.735	6	87,548	23
13	628	Paolo DeConto	ITA	CRG	CRG S.P.A.	13	13:23.585	10.195	1:00.525	6	87,851	22
14	653	Henrijs Grube	LVA	Sodikart	RB Sports	13	13:27.415	14.025	1:01.089	6	87,040	21
15	656	Lorenzo van Riet	NLD	Formula K	Brand Racing	13	13:27.524	14.134	1:00.846	9	87,388	20
16	618	Philipp Seewer	CHE	Kosmic	Spirit Racing	13	13:27.893	14.503	1:01.120	6	86,996	19
17	629	Igor Mukhin (M)	RUS	CRG	CRG S.P.A.	13	13:28.446	15.056	1:00.828	4	87,414	18
18	669	Constantin Schoell	AUT	Tonykart	Strawberry Racing	13	13:30.329	16.939	1:00.637	4	87,689	17
19	634	Oriol Dalmau	ESP	Tonykart	MDC Racing	13	13:30.812	17.422	1:01.083	4	87,049	16
20	615	Maxi Fleischmann	DEU	Praga	Rotax Praga Racing Team	13	13:31.149	17.759	1:01.056	10	87,087	15
21	649	Martins Lapins	LVA	Flandria Kart	Team Flandria Kart	13	13:36.371	22.981	1:01.235	4	86,833	14
22	616	Luka Kamali	DEU	CRG	CRG S.P.A.	13	13:36.457	23.067	1:01.218	3	86,857	13
23	654	Alessio Curto	DEU	Praga	Mtec Praga Racing	13	13:36.545	23.155	1:01.243	4	86,821	12
24	658	Fabienne Lanz	ZAF	Formula K	Brand Racing	13	13:36.611	23.221	1:01.139	9	86,969	11
25	644	Dimitris Vasileris	GRC	Tonykart	Prt Motorsport	13	13:36.870	23.480	1:01.262	9	86,794	10
26	622	Marc Lupfer	DEU	Tonykart	Ratisbona Motorsport	13	13:37.053	23.663	1:01.361	10	86,654	9
27	640	Sascha Pio Haida	DEU	Birelart	JLC Racing Team	13	13:37.242	23.852	1:01.277	5	86,773	8
28	637	Max Hofer	AUT	Ricciardo Kart	Speedworld	13	13:37.707	24.317	1:01.514	3	86,439	7
29	627	Kawase Tomokazu (M)	JPN	TBA	Uniq Racing Team	13	13:37.827	24.437	1:01.283	4	86,765	6
30	625	Marc Berteaux (M)	FRA	Birel Art	Sologne Sport Tech	13	13:38.137	24.747	1:01.297	4	86,745	5
31	651	Steve Bull	GBR	Tonykart	Screenvyn	13	13:39.765	26.375	1:01.513	4	86,440	4
32	699	Geza Fodor (M)	HUN	Ricciardo Kart	Ricciardo/KMS	13	13:43.981	30.591	1:02.084	10	85,645	3
33	641	Tamsin Germain (M)	GBR	CRG	DG Racing		1.755	13 Laps		0	-	2
34	624	Haralds Garkaklis	LVA	Flandria Kart	Flandria Kart		2.822	13 Laps		0	-	1

Announcements

These results are provisional until the conclusion of any judicial and technical matters!
No. 669 warning board / time penalty 5 sec

Margin of Victory	Ø km/h	Best Lap Tm	km/h	Best Lap by
0.096	87,124	1:00.448	87,963	647 - Arnaud Kozlinski

Official Timing www.rgmmc.com

Orbits

Timekeeping M. Wagner:

Clerk of the course Thomas Lainer:

www.mylaps.com

Steward Horst Seidel:

Chief Scrutineer Paul Klaassen:

Licensed to: Motorsport Events

Printed: 05.04.2015 13:05:50

posted at:

h



Rotax Euro Challenge Salbris/France

Rotax DD2

Salbris 1,477 Km

Pre-Final

05.04.2015 12:20

Race (13 Laps) started at 12:24:02

Lap	Time of Day	Lap Tm	Diff	S1 Tm	S2 Tm	S3 Tm	Lap	Time of Day	Lap Tm	Diff	S1 Tm	S2 Tm	S3 Tm
(613) Ferenc Kancsar							5	12:29:10.471	1:00.764	+0.294	20.539	18.106	22.119
1	12:25:04.234	1:01.905	+1.262	21.513	18.343	22.049	6	12:30:11.073	1:00.602	+0.132	20.443	18.132	22.027
2	12:26:05.600	1:01.366	+0.723	20.931	18.332	22.103	7	12:31:11.543	1:00.470		20.441	18.078	21.951
3	12:27:06.497	1:00.897	+0.254	20.710	18.179	22.008	8	12:32:12.204	1:00.661	+0.191	20.531	18.123	22.007
4	12:28:07.299	1:00.802	+0.159	20.634	18.101	22.067	9	12:33:12.704	1:00.500	+0.030	20.453	18.104	21.943
5	12:29:08.140	1:00.841	+0.198	20.607	18.140	22.094	10	12:34:13.476	1:00.772	+0.302	20.502	18.178	22.092
6	12:30:09.038	1:00.898	+0.255	20.676	18.191	22.031	11	12:35:14.210	1:00.734	+0.264	20.563	18.131	22.040
7	12:31:09.681	1:00.643		20.619	18.071	21.953	12	12:36:14.824	1:00.614	+0.144	20.465	18.145	22.004
8	12:32:10.572	1:00.891	+0.248	20.665	18.187	22.039	13	12:37:17.302	1:02.478	+2.008	20.891	19.047	22.540
9	12:33:11.480	1:00.908	+0.265	20.698	18.178	22.032	(639) Henrique Baptista						
10	12:34:12.267	1:00.787	+0.144	20.624	18.117	22.046	1	12:25:05.989	1:03.173	+2.553	22.527	18.437	22.209
11	12:35:13.157	1:00.890	+0.247	20.649	18.191	22.050	2	12:26:07.776	1:01.787	+1.167	20.924	18.788	22.075
12	12:36:14.192	1:01.035	+0.392	20.634	18.208	22.193	3	12:27:09.588	1:01.812	+1.192	21.143	18.598	22.071
13	12:37:15.719	1:01.527	+0.884	21.121	18.284	22.122	4	12:28:10.229	1:00.641	+0.021	20.523	18.128	21.990
(606) Anthony Abbasse							5	12:29:11.015	1:00.786	+0.166	20.627	18.115	22.044
1	12:25:05.219	1:02.436	+1.883	21.766	18.606	22.064	6	12:30:11.635	1:00.620		20.483	18.128	22.009
2	12:26:07.302	1:02.083	+1.530	21.514	18.498	22.071	7	12:31:12.332	1:00.697	+0.077	20.510	18.097	22.090
3	12:27:08.187	1:00.885	+0.332	20.611	18.268	22.006	8	12:32:13.131	1:00.799	+0.179	20.524	18.142	22.133
4	12:28:08.788	1:00.601	+0.048	20.434	18.191	21.976	9	12:33:13.761	1:00.630	+0.010	20.522	18.098	22.010
5	12:29:09.582	1:00.794	+0.241	20.577	18.101	22.116	10	12:34:14.563	1:00.802	+0.182	20.523	18.157	22.122
6	12:30:10.135	1:00.553		20.424	18.162	21.967	11	12:35:15.328	1:00.765	+0.145	20.526	18.155	22.084
7	12:31:10.756	1:00.621	+0.068	20.507	18.105	22.009	12	12:36:16.203	1:00.875	+0.255	20.564	18.235	22.076
8	12:32:11.407	1:00.651	+0.098	20.425	18.163	22.063	13	12:37:17.416	1:01.213	+0.593	20.577	18.187	22.449
9	12:33:11.961	1:00.554	+0.001	20.483	18.132	21.939	(619) Marcel Schirmer						
10	12:34:12.730	1:00.769	+0.216	20.513	18.198	22.058	1	12:25:08.071	1:04.861	+4.134	23.266	19.170	22.425
11	12:35:13.490	1:00.760	+0.207	20.569	18.175	22.016	2	12:26:09.215	1:01.144	+0.417	20.779	18.383	21.982
12	12:36:14.276	1:00.786	+0.233	20.547	18.252	21.987	3	12:27:09.956	1:00.741	+0.014	20.555	18.272	21.914
13	12:37:15.815	1:01.539	+0.986	21.205	18.308	22.026	4	12:28:10.683	1:00.727		20.676	18.147	21.904
(657) Mats van den Brand							5	12:29:11.520	1:00.837	+0.110	20.714	18.183	21.940
1	12:25:05.092	1:02.663	+2.190	22.061	18.488	22.114	6	12:30:12.335	1:00.815	+0.088	20.673	18.167	21.975
2	12:26:07.019	1:01.927	+1.454	21.338	18.403	22.186	7	12:31:13.333	1:00.998	+0.271	20.745	18.188	22.065
3	12:27:07.830	1:00.811	+0.338	20.595	18.143	22.073	8	12:32:14.236	1:00.903	+0.176	20.545	18.247	22.111
4	12:28:08.888	1:01.058	+0.585	20.620	18.180	22.258	9	12:33:15.226	1:00.990	+0.263	20.633	18.278	22.079
5	12:29:09.736	1:00.848	+0.375	20.601	18.175	22.072	10	12:34:16.084	1:00.858	+0.131	20.526	18.221	22.111
6	12:30:10.380	1:00.644	+0.171	20.489	18.166	21.989	11	12:35:17.107	1:01.023	+0.296	20.653	18.249	22.121
7	12:31:11.071	1:00.691	+0.218	20.529	18.140	22.022	12	12:36:18.007	1:00.900	+0.173	20.581	18.207	22.112
8	12:32:11.795	1:00.724	+0.251	20.540	18.222	21.962	13	12:37:19.148	1:01.141	+0.414	20.677	18.294	22.170
9	12:33:12.268	1:00.473		20.464	18.115	21.894	(605) Filippos Kalesis						
10	12:34:12.937	1:00.669	+0.196	20.564	18.100	22.005	1	12:25:07.613	1:04.546	+3.958	23.170	19.080	22.296
11	12:35:13.704	1:00.767	+0.294	20.590	18.135	22.042	2	12:26:08.895	1:01.282	+0.694	20.798	18.392	22.092
12	12:36:14.495	1:00.791	+0.318	20.531	18.221	22.039	3	12:27:09.820	1:00.925	+0.337	20.626	18.270	22.029
13	12:37:16.799	1:02.304	+1.831	21.162	18.899	22.243	4	12:28:10.408	1:00.588		20.577	18.160	21.851
(609) Kevin Ludi							5	12:29:11.854	1:01.446	+0.858	20.946	18.483	22.017
1	12:25:07.245	1:04.274	+3.759	23.194	18.824	22.256	6	12:30:12.692	1:00.838	+0.250	20.647	18.235	21.956
2	12:26:08.443	1:01.198	+0.683	20.759	18.325	22.114	7	12:31:14.763	1:02.071	+1.483	20.659	18.978	22.434
3	12:27:09.310	1:00.867	+0.352	20.663	18.253	21.951	8	12:32:15.695	1:00.932	+0.344	20.624	18.262	22.046
4	12:28:09.825	1:00.515		20.483	18.098	21.934	9	12:33:16.419	1:00.724	+0.136	20.564	18.190	21.970
5	12:29:10.651	1:00.826	+0.311	20.609	18.093	22.124	10	12:34:17.380	1:00.961	+0.373	20.653	18.178	22.130
6	12:30:11.252	1:00.601	+0.086	20.543	18.142	21.916	11	12:35:18.347	1:00.967	+0.379	20.681	18.130	22.156
7	12:31:11.828	1:00.576	+0.061	20.499	18.107	21.970	12	12:36:19.253	1:00.906	+0.318	20.612	18.220	22.074
8	12:32:12.501	1:00.673	+0.158	20.548	18.172	21.953	13	12:37:20.301	1:01.048	+0.460	20.688	18.221	22.139
9	12:33:13.160	1:00.659	+0.144	20.559	18.133	21.967	(660) Barrie Pullinger						
10	12:34:13.996	1:00.836	+0.321	20.645	18.156	22.035	1	12:25:04.966	1:02.539	+1.714	21.791	18.501	22.247
11	12:35:14.901	1:00.905	+0.390	20.652	18.163	22.090	2	12:26:07.682	1:02.716	+1.891	21.791	18.756	22.169
12	12:36:15.736	1:00.835	+0.320	20.616	18.136	22.083	3	12:27:08.834	1:01.152	+0.327	20.641	18.243	22.268
13	12:37:17.028	1:01.292	+0.777	20.655	18.388	22.249	4	12:28:10.012	1:01.178	+0.353	20.515	18.215	22.448
(648) Roope Markkanen							5	12:29:11.375	1:01.363	+0.538	21.142	18.205	22.016
1	12:25:06.728	1:03.809	+3.339	22.907	18.577	22.325	6	12:30:12.236	1:00.861	+0.036	20.654	18.162	22.045
2	12:26:07.979	1:01.251	+0.781	20.755	18.363	22.133	7	12:31:14.956	1:02.720	+1.895	20.987	18.981	22.752
3	12:27:09.156	1:01.177	+0.707	20.893	18.212	22.072	8	12:32:16.215	1:01.259	+0.434	20.831	18.326	22.102
4	12:28:09.707	1:00.551	+0.081	20.483	18.105	21.963	9	12:33:17.232	1:01.017	+0.192	20.639	18.272	22.106
							10	12:34:18.057	1:00.825		20.490	18.157	22.178





Rotax Euro Challenge Salbris/France

Rotax DD2

Salbris 1,477 Km

Pre-Final

05.04.2015 12:20

Race (13 Laps) started at 12:24:02

Lap	Time of Day	Lap Tm	Diff	S1 Tm	S2 Tm	S3 Tm	Lap	Time of Day	Lap Tm	Diff	S1 Tm	S2 Tm	S3 Tm
11	12:35:19.061	1:01.004	+0.179	20.698	18.215	22.091	2	12:26:10.365	1:01.949	+0.860	21.099	18.440	22.410
12	12:36:19.935	1:00.874	+0.049	20.566	18.252	22.056	3	12:27:11.647	1:01.282	+0.193	20.798	18.301	22.183
13	12:37:20.885	1:00.950	+0.125	20.610	18.160	22.180	4	12:28:12.794	1:01.147	+0.058	20.827	18.198	22.122
(646) Alexis Coursault							5	12:29:14.189	1:01.395	+0.306	20.910	18.278	22.207
1	12:25:08.909	1:05.454	+4.798	24.355	18.729	22.370	6	12:30:15.278	1:01.089		20.759	18.189	22.141
2	12:26:10.170	1:01.261	+0.605	20.828	18.307	22.126	7	12:31:16.538	1:01.260	+0.171	20.841	18.205	22.214
3	12:27:11.055	1:00.885	+0.229	20.638	18.132	22.115	8	12:32:18.162	1:01.624	+0.535	20.840	18.583	22.201
4	12:28:11.747	1:00.692	+0.036	20.574	18.121	21.997	9	12:33:20.796	1:02.634	+1.545	20.832	18.920	22.882
5	12:29:12.407	1:00.660	+0.004	20.551	18.112	21.997	10	12:34:24.154	1:03.358	+2.269	21.119	19.506	22.733
6	12:30:13.063	1:00.656		20.588	18.105	21.963	11	12:35:26.069	1:01.915	+0.826	21.026	18.476	22.413
7	12:31:15.045	1:01.982	+1.326	20.648	18.680	22.654	12	12:36:28.272	1:02.203	+1.114	21.284	18.559	22.360
8	12:32:16.698	1:01.653	+0.997	20.896	18.612	22.145	13	12:37:29.744	1:01.472	+0.383	20.897	18.345	22.230
9	12:33:17.619	1:00.921	+0.265	20.719	18.228	21.974	(656) Lorenzo van Riet						
10	12:34:18.640	1:01.021	+0.365	20.690	18.164	22.167	1	12:25:12.571	1:08.728	+7.882	27.390	18.939	22.399
11	12:35:19.786	1:01.146	+0.490	20.795	18.180	22.171	2	12:26:14.883	1:02.312	+1.466	21.068	18.813	22.431
12	12:36:20.743	1:00.957	+0.301	20.639	18.243	22.075	3	12:27:16.477	1:01.594	+0.748	21.203	18.255	22.136
13	12:37:21.680	1:00.937	+0.281	20.595	18.191	22.151	4	12:28:18.070	1:01.593	+0.747	20.539	18.600	22.454
(647) Arnaud Kozlinski							5	12:29:19.849	1:01.779	+0.933	21.066	18.311	22.402
1	12:25:11.525	1:07.736	+7.288	25.579	19.120	23.037	6	12:30:20.753	1:00.904	+0.058	20.680	18.150	22.074
2	12:26:13.795	1:02.270	+1.822	21.551	18.383	22.336	7	12:31:21.907	1:01.154	+0.308	20.569	18.344	22.241
3	12:27:14.785	1:00.990	+0.542	20.724	18.397	21.869	8	12:32:23.168	1:01.261	+0.415	20.850	18.265	22.146
4	12:28:15.317	1:00.532	+0.084	20.615	18.069	21.848	9	12:33:24.014	1:00.846		20.566	18.186	22.094
5	12:29:15.789	1:00.472	+0.024	20.444	18.010	22.018	10	12:34:25.088	1:01.074	+0.228	20.718	18.266	22.090
6	12:30:16.345	1:00.556	+0.108	20.416	18.175	21.965	11	12:35:26.163	1:01.075	+0.229	20.701	18.205	22.169
7	12:31:16.855	1:00.510	+0.062	20.455	17.997	22.058	12	12:36:28.575	1:02.412	+1.566	21.322	18.712	22.378
8	12:32:17.860	1:01.005	+0.557	20.749	18.217	22.039	13	12:37:29.853	1:01.278	+0.432	20.771	18.289	22.218
9	12:33:18.308	1:00.448		20.470	18.045	21.933	(618) Philipp Seewer						
10	12:34:19.019	1:00.711	+0.263	20.434	18.042	22.235	1	12:25:11.739	1:07.586	+6.466	25.565	18.969	23.052
11	12:35:20.577	1:01.558	+1.110	20.957	18.415	22.186	2	12:26:14.044	1:02.305	+1.185	21.595	18.445	22.265
12	12:36:21.423	1:00.846	+0.398	20.565	18.229	22.052	3	12:27:15.385	1:01.341	+0.221	20.827	18.298	22.216
13	12:37:22.080	1:00.657	+0.209	20.567	18.075	22.015	4	12:28:17.853	1:02.468	+1.348	21.252	18.849	22.367
(662) Rasmus Markkanen							5	12:29:19.202	1:01.349	+0.229	20.842	18.251	22.256
1	12:25:08.208	1:05.086	+4.351	23.203	19.412	22.471	6	12:30:20.322	1:01.120		20.685	18.184	22.251
2	12:26:09.597	1:01.389	+0.654	20.891	18.292	22.206	7	12:31:22.136	1:01.814	+0.694	20.943	18.196	22.675
3	12:27:10.365	1:00.768	+0.033	20.581	18.168	22.019	8	12:32:23.502	1:01.366	+0.246	20.844	18.313	22.209
4	12:28:11.208	1:00.843	+0.108	20.553	18.168	22.122	9	12:33:24.724	1:01.222	+0.102	20.669	18.253	22.300
5	12:29:12.218	1:01.010	+0.275	20.649	18.247	22.114	10	12:34:26.148	1:01.424	+0.304	20.848	18.258	22.318
6	12:30:12.953	1:00.735		20.543	18.182	22.010	11	12:35:27.556	1:01.408	+0.288	20.830	18.219	22.359
7	12:31:15.214	1:02.261	+1.526	20.668	18.847	22.746	12	12:36:28.815	1:01.259	+0.139	20.749	18.322	22.188
8	12:32:16.503	1:01.289	+0.554	20.794	18.366	22.129	13	12:37:30.222	1:01.407	+0.287	20.969	18.302	22.136
9	12:33:17.477	1:00.974	+0.239	20.622	18.295	22.057	(629) Igor Mukhin (M)						
10	12:34:18.906	1:01.429	+0.694	20.619	18.236	22.574	1	12:25:10.164	1:06.724	+5.896	24.994	19.111	22.619
11	12:35:20.938	1:02.032	+1.297	21.003	18.728	22.301	2	12:26:11.925	1:01.761	+0.933	21.018	18.396	22.347
12	12:36:22.131	1:01.193	+0.458	20.676	18.305	22.212	3	12:27:13.421	1:01.496	+0.668	20.860	18.317	22.319
13	12:37:23.569	1:01.438	+0.703	20.759	18.369	22.310	4	12:28:14.249	1:00.828		20.533	18.214	22.081
(628) Paolo DeConto							5	12:29:15.363	1:01.114	+0.286	20.724	18.196	22.194
1	12:25:11.267	1:06.831	+6.306	24.742	19.173	22.916	6	12:30:16.510	1:01.147	+0.319	20.711	18.151	22.285
2	12:26:13.682	1:02.415	+1.890	21.596	18.497	22.322	7	12:31:17.555	1:01.045	+0.217	20.699	18.180	22.166
3	12:27:15.142	1:01.460	+0.935	20.782	18.630	22.048	8	12:32:18.578	1:01.023	+0.195	20.744	18.226	22.053
4	12:28:16.309	1:01.167	+0.642	21.048	18.113	22.006	9	12:33:21.030	1:02.452	+1.624	20.742	18.932	22.778
5	12:29:17.115	1:00.806	+0.281	20.627	18.064	22.115	10	12:34:24.358	1:03.328	+2.500	21.009	19.551	22.768
6	12:30:17.640	1:00.525		20.580	18.003	21.942	11	12:35:26.368	1:02.010	+1.182	20.946	18.464	22.600
7	12:31:18.481	1:00.841	+0.316	20.696	18.061	22.084	12	12:36:28.489	1:02.121	+1.293	21.324	18.420	22.377
8	12:32:19.200	1:00.719	+0.194	20.681	18.080	21.958	13	12:37:30.775	1:02.286	+1.458	21.498	18.475	22.313
9	12:33:20.572	1:01.372	+0.847	20.576	18.321	22.475	(669) Constantin Schoell						
10	12:34:22.871	1:02.299	+1.774	21.277	18.627	22.395	1	12:25:10.086	1:06.744	+6.107	24.934	19.157	22.653
11	12:35:24.127	1:01.256	+0.731	20.874	18.169	22.213	2	12:26:11.762	1:01.676	+1.039	20.863	18.392	22.421
12	12:36:25.087	1:00.960	+0.435	20.711	18.151	22.098	3	12:27:13.039	1:01.277	+0.640	20.761	18.329	22.187
13	12:37:25.914	1:00.827	+0.302	20.680	18.081	22.066	4	12:28:13.676	1:00.637		20.489	18.122	22.026
(653) Henrijs Grube							5	12:29:14.615	1:00.939	+0.302	20.622	18.193	22.124
1	12:25:08.416	1:05.154	+4.065	23.591	19.152	22.411	6	12:30:15.493	1:00.878	+0.241	20.536	18.242	22.100
							7	12:31:16.722	1:01.229	+0.592	20.821	18.210	22.198

Timekeeping M. Wagner: Clerk of the course Thomas Lainer:

Steward Horst Seidel: Chief Scrutineer Paul Klassen:





Rotax Euro Challenge Salbris/France

Rotax DD2

Salbris 1,477 Km

Pre-Final

05.04.2015 12:20

Race (13 Laps) started at 12:24:02

Lap	Time of Day	Lap Tm	Diff	S1 Tm	S2 Tm	S3 Tm	Lap	Time of Day	Lap Tm	Diff	S1 Tm	S2 Tm	S3 Tm
8	12:32:18.350	1:01.628	+0.991	21.227	18.216	22.185							
9	12:33:20.440	1:02.090	+1.453	20.809	18.715	22.566							
10	12:34:23.294	1:02.854	+2.217	21.858	18.660	22.336							
11	12:35:24.765	1:01.471	+0.834	20.888	18.242	22.341							
12	12:36:26.176	1:01.411	+0.774	20.823	18.278	22.310							
13	12:37:27.658	1:01.482	+0.845	20.784	18.378	22.320							
(634) Oriol Dalmau							(654) Alessio Curto						
1	12:25:13.711	1:09.141	+8.058	27.281	19.314	22.546	1	12:25:14.506	1:08.421	+7.178	26.644	19.244	22.533
2	12:26:15.226	1:01.515	+0.432	20.916	18.360	22.239	2	12:26:17.000	1:02.494	+1.251	21.096	18.939	22.459
3	12:27:17.615	1:02.389	+1.306	21.409	18.601	22.379	3	12:27:18.904	1:01.904	+0.661	20.875	18.585	22.444
4	12:28:18.698	1:01.083		20.669	18.269	22.145	4	12:28:20.147	1:01.243		20.805	18.275	22.163
5	12:29:20.776	1:02.078	+0.995	20.686	18.949	22.443	5	12:29:21.636	1:01.489	+0.246	20.707	18.474	22.308
6	12:30:23.281	1:02.505	+1.422	21.691	18.496	22.318	6	12:30:24.746	1:03.110	+1.867	21.815	19.050	22.245
7	12:31:25.484	1:02.203	+1.120	20.928	18.742	22.533	7	12:31:26.265	1:01.519	+0.276	20.794	18.299	22.426
8	12:32:26.962	1:01.478	+0.395	20.849	18.305	22.324	8	12:32:28.351	1:02.086	+0.843	21.347	18.372	22.367
9	12:33:28.232	1:01.270	+0.187	20.691	18.261	22.318	9	12:33:29.675	1:01.324	+0.081	20.724	18.343	22.257
10	12:34:29.560	1:01.328	+0.245	20.721	18.289	22.318	10	12:34:31.727	1:02.052	+0.809	20.718	18.660	22.674
11	12:35:30.742	1:01.182	+0.099	20.688	18.222	22.272	11	12:35:34.139	1:02.412	+1.169	21.418	18.434	22.560
12	12:36:31.968	1:01.226	+0.143	20.713	18.266	22.247	12	12:36:36.112	1:01.973	+0.730	20.895	18.633	22.445
13	12:37:33.141	1:01.173	+0.090	20.674	18.224	22.275	13	12:37:38.874	1:02.762	+1.519	21.110	18.974	22.678
(615) Maxi Fleischmann							(658) Fabienne Lanz						
1	12:25:12.175	1:08.429	+7.373	25.167	19.349	23.913	1	12:25:13.875	1:08.912	+7.773	26.853	19.543	22.516
2	12:26:14.817	1:02.642	+1.586	21.218	18.800	22.624	2	12:26:16.772	1:02.897	+1.758	21.509	19.026	22.362
3	12:27:16.715	1:01.898	+0.842	21.013	18.365	22.520	3	12:27:19.250	1:02.478	+1.339	20.950	19.117	22.411
4	12:28:18.169	1:01.454	+0.398	20.790	18.291	22.373	4	12:28:20.520	1:01.270	+0.131	20.895	18.287	22.088
5	12:29:20.934	1:02.765	+1.709	21.104	19.267	22.394	5	12:29:22.660	1:02.140	+1.001	20.826	19.032	22.282
6	12:30:23.018	1:02.084	+1.028	21.211	18.504	22.369	6	12:30:25.405	1:02.745	+1.606	21.027	19.520	22.198
7	12:31:25.751	1:02.733	+1.677	21.684	18.548	22.501	7	12:31:26.736	1:01.331	+0.192	20.858	18.233	22.240
8	12:32:27.226	1:01.475	+0.419	20.867	18.340	22.268	8	12:32:28.163	1:01.427	+0.288	20.969	18.399	22.059
9	12:33:28.728	1:01.502	+0.446	20.970	18.324	22.208	9	12:33:29.302	1:01.139		20.757	18.286	22.096
10	12:34:29.784	1:01.056		20.683	18.287	22.086	10	12:34:31.297	1:01.995	+0.856	20.892	18.626	22.477
11	12:35:31.035	1:01.251	+0.195	20.841	18.234	22.176	11	12:35:34.388	1:03.091	+1.952	21.981	18.501	22.609
12	12:36:32.144	1:01.109	+0.053	20.657	18.313	22.139	12	12:36:36.485	1:02.097	+0.958	21.261	18.548	22.288
13	12:37:33.478	1:01.334	+0.278	20.773	18.277	22.284	13	12:37:38.940	1:02.455	+1.316	20.922	18.890	22.643
(649) Martins Lapins							(644) Dimitris Vasileris						
1	12:25:15.240	1:11.962	+10.727	30.534	18.864	22.564	1	12:25:14.981	1:08.793	+7.531	26.530	19.639	22.624
2	12:26:17.538	1:02.298	+1.063	20.850	19.023	22.425	2	12:26:17.706	1:02.725	+1.463	20.971	19.075	22.679
3	12:27:19.196	1:01.658	+0.423	20.841	18.268	22.549	3	12:27:19.486	1:01.780	+0.518	20.853	18.450	22.477
4	12:28:20.431	1:01.235		20.808	18.200	22.227	4	12:28:20.968	1:01.482	+0.220	20.893	18.419	22.170
5	12:29:21.794	1:01.363	+0.128	20.774	18.314	22.275	5	12:29:22.613	1:01.645	+0.383	20.675	18.640	22.330
6	12:30:24.585	1:02.791	+1.556	21.609	18.968	22.214	6	12:30:25.168	1:02.555	+1.293	20.927	19.363	22.265
7	12:31:26.176	1:01.591	+0.356	20.646	18.262	22.683	7	12:31:26.502	1:01.334	+0.072	20.680	18.294	22.360
8	12:32:27.745	1:01.569	+0.334	21.062	18.278	22.229	8	12:32:27.961	1:01.459	+0.197	20.934	18.377	22.148
9	12:33:29.000	1:01.255	+0.020	20.731	18.303	22.221	9	12:33:29.223	1:01.252		20.718	18.275	22.269
10	12:34:31.512	1:02.512	+1.277	20.866	18.895	22.751	10	12:34:32.071	1:02.848	+1.586	20.766	18.781	23.301
11	12:35:34.035	1:02.523	+1.288	21.530	18.395	22.598	11	12:35:35.013	1:02.942	+1.680	21.416	19.099	22.427
12	12:36:36.028	1:01.993	+0.758	20.935	18.575	22.483	12	12:36:36.764	1:01.751	+0.489	20.844	18.526	22.381
13	12:37:38.700	1:02.672	+1.437	21.089	18.710	22.873	13	12:37:39.199	1:02.435	+1.173	20.882	19.022	22.531
(616) Luka Kamali							(622) Marc Lupfer						
1	12:25:11.195	1:07.439	+6.221	24.916	19.481	23.042	1	12:25:15.734	1:10.861	+9.500	28.884	19.350	22.627
2	12:26:18.916	1:07.721	+6.503	22.105	23.284	22.332	2	12:26:17.961	1:02.227	+0.866	20.958	18.833	22.436
3	12:27:20.134	1:01.218		20.678	18.259	22.281	3	12:27:19.738	1:01.777	+0.416	20.948	18.528	22.301
4	12:28:21.834	1:01.700	+0.482	21.350	18.240	22.110	4	12:28:21.167	1:01.429	+0.068	20.862	18.344	22.223
5	12:29:23.344	1:01.510	+0.292	20.553	18.721	22.236	5	12:29:22.834	1:01.667	+0.306	20.748	18.632	22.287
6	12:30:25.816	1:02.472	+1.254	20.903	19.219	22.350	6	12:30:25.985	1:03.151	+1.790	21.126	19.596	22.429
7	12:31:27.906	1:02.090	+0.872	21.515	18.344	22.231	7	12:31:27.605	1:01.620	+0.259	21.188	18.293	22.139
8	12:32:29.225	1:01.319	+0.101	20.877	18.358	22.084	8	12:32:29.058	1:01.453	+0.092	20.983	18.286	22.184
9	12:33:31.095	1:01.870	+0.652	20.874	18.704	22.292	9	12:33:31.270	1:02.212	+0.851	21.263	18.626	22.323
10	12:34:32.386	1:01.291	+0.073	20.805	18.293	22.193	10	12:34:32.631	1:01.361		20.837	18.329	22.195
11	12:35:34.722	1:02.336	+1.118	21.158	18.883	22.295	11	12:35:35.333	1:02.702	+1.341	20.969	19.307	22.426
12	12:36:36.338	1:01.616	+0.398	20.840	18.321	22.455	12	12:36:36.946	1:01.613	+0.252	20.776	18.413	22.424
13	12:37:38.786	1:02.448	+1.230	20.901	18.739	22.808	13	12:37:39.382	1:02.436	+1.075	20.934	18.914	22.588
(640) Sascha Pio Haida							(622) Marc Lupfer						
1	12:25:16.244	1:11.222	+9.945	29.471	19.155	22.596	1	12:25:15.734	1:10.861	+9.500	28.884	19.350	22.627
2	12:26:18.192	1:01.948	+0.671	21.029	18.566	22.353	2	12:26:17.961	1:02.227	+0.866	20.958	18.833	22.436
3	12:27:20.048	1:01.856	+0.579	20.935	18.551	22.370	3	12:27:19.738	1:01.777	+0.416	20.948	18.528	22.301
4	12:28:22.379	1:02.331	+1.054	21.831	18.312	22.188	4	12:28:21.167	1:01.429	+0.068	20.862	18.344	22.223

Timekeeping M. Wagner:



Clerk of the course Thomas Lainer:

Steward Horst Seidel:

Chief Scrutineer Paul Klaassen:





Rotax Euro Challenge Salbris/France

Rotax DD2

Salbris 1,477 Km

Pre-Final

05.04.2015 12:20

Race (13 Laps) started at 12:24:02

Lap	Time of Day	Lap Tm	Diff	S1 Tm	S2 Tm	S3 Tm	Lap	Time of Day	Lap Tm	Diff	S1 Tm	S2 Tm	S3 Tm
5	12:29:23.656	1:01.277		20.786	18.301	22.190	11	12:35:37.888	1:02.324	+0.811	21.126	18.664	22.534
6	12:30:26.176	1:02.520	+1.243	20.927	19.063	22.530	12	12:36:39.960	1:02.072	+0.559	20.979	18.558	22.535
7	12:31:28.071	1:01.895	+0.618	21.286	18.379	22.230	13	12:37:42.094	1:02.134	+0.621	21.028	18.607	22.499
8	12:32:29.701	1:01.630	+0.353	21.181	18.281	22.168	(699) Geza Fodor (M)						
9	12:33:31.416	1:01.715	+0.438	20.937	18.443	22.335	1	12:25:17.640	1:13.172	+11.088	30.227	19.491	23.454
10	12:34:32.843	1:01.427	+0.150	20.771	18.460	22.196	2	12:26:20.580	1:02.940	+0.856	21.309	18.709	22.922
11	12:35:35.872	1:03.029	+1.752	20.960	19.150	22.919	3	12:27:23.177	1:02.597	+0.513	21.172	18.651	22.774
12	12:36:37.382	1:01.510	+0.233	20.913	18.336	22.261	4	12:28:25.518	1:02.341	+0.257	21.059	18.614	22.668
13	12:37:39.571	1:02.189	+0.912	20.860	18.662	22.667	5	12:29:27.997	1:02.479	+0.395	21.290	18.518	22.671
(637) Max Hofer							6	12:30:30.400	1:02.403	+0.319	21.271	18.532	22.600
1	12:25:11.039	1:07.335	+5.821	24.896	19.454	22.985	7	12:31:32.871	1:02.471	+0.387	21.173	18.684	22.614
2	12:26:13.223	1:02.184	+0.670	21.047	18.655	22.482	8	12:32:35.163	1:02.292	+0.208	21.177	18.477	22.638
3	12:27:14.737	1:01.514		20.881	18.384	22.249	9	12:33:37.439	1:02.276	+0.192	20.997	18.646	22.633
4	12:28:17.912	1:03.175	+1.661	21.957	18.641	22.577	10	12:34:39.523	1:02.084		21.010	18.524	22.550
5	12:29:20.716	1:02.804	+1.290	21.244	19.092	22.468	11	12:35:41.920	1:02.397	+0.313	21.099	18.725	22.573
6	12:30:22.952	1:02.236	+0.722	21.266	18.581	22.389	12	12:36:44.026	1:02.106	+0.022	21.073	18.534	22.499
7	12:31:27.029	1:04.077	+2.563	21.186	18.728	24.163	13	12:37:46.310	1:02.284	+0.200	21.108	18.628	22.548
8	12:32:28.914	1:01.885	+0.371	21.103	18.398	22.384	(627) Kawase Tomokazu (M)						
9	12:33:31.789	1:02.875	+1.361	21.091	18.913	22.871	1	12:25:12.365	1:07.318	+6.035	25.948	18.924	22.446
10	12:34:33.777	1:01.988	+0.474	21.399	18.374	22.215	2	12:26:14.686	1:02.321	+1.038	21.126	18.802	22.393
11	12:35:36.232	1:02.455	+0.941	21.211	18.372	22.872	3	12:27:18.267	1:03.581	+2.298	21.912	19.191	22.478
12	12:36:37.930	1:01.698	+0.184	20.966	18.455	22.277	4	12:28:19.550	1:01.283		20.814	18.236	22.233
13	12:37:40.036	1:02.106	+0.592	21.067	18.589	22.450	5	12:29:21.024	1:01.474	+0.191	20.730	18.383	22.361
(625) Marc Berteaux (M)							6	12:30:27.588	1:06.564	+5.281	21.586	22.201	22.777
1	12:25:14.122	1:08.657	+7.360	26.551	19.563	22.543	7	12:31:29.416	1:01.828	+0.545	21.079	18.426	22.323
2	12:26:16.363	1:02.241	+0.944	21.226	18.590	22.425	8	12:32:31.007	1:01.591	+0.308	20.900	18.486	22.205
3	12:27:18.602	1:02.239	+0.942	20.834	18.603	22.802	9	12:33:32.381	1:01.374	+0.091	20.762	18.431	22.181
4	12:28:19.899	1:01.297		20.828	18.280	22.189	10	12:34:33.975	1:01.594	+0.311	20.874	18.456	22.264
5	12:29:21.397	1:01.498	+0.201	20.832	18.450	22.216	11	12:35:36.442	1:02.467	+1.184	21.054	18.467	22.946
6	12:30:25.603	1:04.206	+2.909	21.397	20.334	22.475	12	12:36:38.087	1:01.645	+0.362	21.037	18.333	22.275
7	12:31:28.248	1:02.645	+1.348	21.877	18.567	22.201	13	12:37:40.156	1:02.069	+0.786	21.018	18.550	22.501
8	12:32:30.191	1:01.943	+0.646	21.104	18.458	22.381	(651) Steve Bull						
9	12:33:31.918	1:01.727	+0.430	20.850	18.333	22.544	1	12:25:14.310	1:08.602	+7.089	26.758	19.314	22.530
10	12:34:33.707	1:01.789	+0.492	20.997	18.428	22.364	2	12:26:17.877	1:03.567	+2.054	21.418	19.634	22.515
11	12:35:36.331	1:02.624	+1.327	21.027	18.450	23.147	3	12:27:19.897	1:02.020	+0.507	20.919	18.722	22.379
12	12:36:38.413	1:02.082	+0.785	21.124	18.617	22.341	4	12:28:21.410	1:01.513		20.867	18.451	22.195
13	12:37:40.466	1:02.053	+0.756	20.925	18.522	22.606	5	12:29:23.265	1:01.855	+0.342	20.816	18.713	22.326
(651) Steve Bull							6	12:30:25.732	1:02.467	+0.954	21.064	18.965	22.438
1	12:25:14.310	1:08.602	+7.089	26.758	19.314	22.530	7	12:31:27.550	1:01.818	+0.305	20.957	18.502	22.359
2	12:26:17.877	1:03.567	+2.054	21.418	19.634	22.515	8	12:32:31.486	1:03.936	+2.423	22.549	18.732	22.655
3	12:27:19.897	1:02.020	+0.507	20.919	18.722	22.379	9	12:33:33.567	1:02.081	+0.568	21.004	18.572	22.505
4	12:28:21.410	1:01.513		20.867	18.451	22.195	10	12:34:35.564	1:01.997	+0.484	21.074	18.554	22.369
5	12:29:23.265	1:01.855	+0.342	20.816	18.713	22.326							
6	12:30:25.732	1:02.467	+0.954	21.064	18.965	22.438							
7	12:31:27.550	1:01.818	+0.305	20.957	18.502	22.359							
8	12:32:31.486	1:03.936	+2.423	22.549	18.732	22.655							
9	12:33:33.567	1:02.081	+0.568	21.004	18.572	22.505							
10	12:34:35.564	1:01.997	+0.484	21.074	18.554	22.369							

Rotax Euro Challenge
Class: DD2
Date/Time: 05.04.2015 15:15

Track: Salbris / France
Heat: Final
Laps: 16

Edition 1

Tamsin Germain (M)	641	Laps 0 Tm. 1.755	17	Haralds Garkaklis	624	Laps 0 Tm. 2.822
	33				34	
Steve Bull	651	Laps 13 Tm. 13:39.765	16	Geza Fodor (M)	699	Laps 13 Tm. 13:43.981
	31				32	
Kawase Tomokazu (M)	627	Laps 13 Tm. 13:37.827	15	Marc Berteaux (M)	625	Laps 13 Tm. 13:38.137
	29				30	
Sascha Pio Haida	640	Laps 13 Tm. 13:37.242	14	Max Hofer	637	Laps 13 Tm. 13:37.707
	27				28	
Dimitris Vasileris	644	Laps 13 Tm. 13:36.870	13	Marc Lupfer	622	Laps 13 Tm. 13:37.053
	25				26	
Alessio Curto	654	Laps 13 Tm. 13:36.545	12	Fabienne Lanz	658	Laps 13 Tm. 13:36.611
	23				24	
Martins Lapins	649	Laps 13 Tm. 13:36.371	11	Luka Kamali	616	Laps 13 Tm. 13:36.457
	21				22	
Oriol Dalmau	634	Laps 13 Tm. 13:30.812	10	Maxi Fleischmann	615	Laps 13 Tm. 13:31.149
	19				20	
Igor Mukhin (M)	629	Laps 13 Tm. 13:28.446	9	Constantin Schoell	669	Laps 13 Tm. 13:30.329
	17				18	
Lorenzo van Riet	656	Laps 13 Tm. 13:27.524	8	Philipp Seewer	618	Laps 13 Tm. 13:27.893
	15				16	
Paolo DeConto	628	Laps 13 Tm. 13:23.585	7	Henrijs Grube	653	Laps 13 Tm. 13:27.415
	13				14	
Arnaud Kozlinski	647	Laps 13 Tm. 13:19.751	6	Rasmus Markkanen	662	Laps 13 Tm. 13:21.240
	11				12	
Barrie Pullinger	660	Laps 13 Tm. 13:18.556	5	Alexis Coursault	646	Laps 13 Tm. 13:19.351
	9				10	
Marcel Schirmer	619	Laps 13 Tm. 13:16.819	4	Filippos Kalesis	605	Laps 13 Tm. 13:17.972
	7				8	
Roope Markkanen	648	Laps 13 Tm. 13:14.973	3	Henrique Baptista	639	Laps 13 Tm. 13:15.087
	5				6	
Mats van den Brand	657	Laps 13 Tm. 13:14.470	2	Kevin Ludi	609	Laps 13 Tm. 13:14.699
	3				4	
Ferenc Kancsar	613	Laps 13 Tm. 13:13.390	1	Anthony Abbasse	606	Laps 13 Tm. 13:13.486
	1				2	

Pole Position

Clerk of the course Thomas Lainer:
Stewards (Chairman) Horst Seidel:

Scrutineer Paul Klaassen:
Timekeeping M. Wagner:



Rotax Euro Challenge Salbris/France

Rotax DD2

Salbris 1,477 Km

Final

05.04.2015 15:15

Race (16 Laps) started at 15:21:38

Pos	No.	Name	Nat.	Chassis	Race Team	Laps	Total Tm	Diff	Best Tm	In Lap	km/h	Points
1	606	Anthony Abbasse	FRA	Sodikart	Sodikart	16	16:09.292		1:00.144	7	88,408	55
2	613	Ferenc Kancsar	HUN	BirelART	BirelART/KMS	16	16:10.133	0.841	1:00.127	6	88,433	52
3	609	Kevin Ludi	CHE	Kosmic	Spirit Racing	16	16:10.403	1.111	1:00.123	6	88,439	50
4	619	Marcel Schirmer	DEU	Tonykart	RS Competition	16	16:10.700	1.408	1:00.028	3	88,579	49
5	605	Filippos Kalesis	GRC	Flandria Kart	Team Flandria Kart	16	16:11.098	1.806	1:00.127	8	88,433	48
6	657	Mats van den Brand	NLD	DR	VPDR	16	16:11.229	1.937	1:00.347	3	88,110	47
7	639	Henrique Baptista	PRT	FA Kart	Dan Holland Racing	16	16:13.445	4.153	1:00.171	6	88,368	46
8	656	Lorenzo van Riet	NLD	Formula K	Brand Racing	16	16:16.962	7.670	1:00.077	6	88,506	45
9	628	Paolo DeConto	ITA	CRG	CRG S.P.A.	16	16:18.296	9.004	1:00.051	3	88,545	44
10	660	Barrie Pullinger	GBR	FA Kart	Dan Holland Racing	16	16:18.484	9.192	1:00.261	7	88,236	43
11	634	Oriol Dalmau	ESP	Tonykart	MDC Racing	16	16:19.237	9.945	1:00.252	7	88,249	42
12	646	Alexis Coursault	FRA	Birelart	Sologne Sport Tech	16	16:19.401	10.109	1:00.304	3	88,173	41
13	615	Maxi Fleischmann	DEU	Praga	Rotax Praga Racing Team	16	16:23.777	14.485	1:00.636	6	87,690	40
14	616	Luka Kamali	DEU	CRG	CRG S.P.A.	16	16:23.929	14.637	1:00.517	6	87,863	39
15	669	Constantin Schoell	AUT	Tonykart	Strawberry Racing	16	16:24.229	14.937	1:00.501	4	87,886	38
16	627	Kawase Tomokazu (M)	JPN	TBA	Uniq Racing Team	16	16:25.874	16.582	1:00.841	12	87,395	37
17	622	Marc Lupfer	DEU	Tonykart	Ratisbona Motorsport	16	16:26.815	17.523	1:00.548	8	87,818	36
18	644	Dimitris Vasileris	GRC	Tonykart	Prt Motorsport	16	16:28.231	18.939	1:00.656	7	87,662	35
19	624	Haralds Garkaklis	LVA	Flandria Kart	Flandria Kart	16	16:28.618	19.326	1:00.677	8	87,631	34
20	629	Igor Mukhin (M)	RUS	CRG	CRG S.P.A.	16	16:29.462	20.170	1:00.678	12	87,630	33
21	641	Tamsin Germain (M)	GBR	CRG	DG Racing	16	16:29.854	20.562	1:00.718	5	87,572	32
22	662	Rasmus Markkanen	FIN	Tonykart	VRT	16	16:30.216	20.924	1:00.184	3	88,349	31
23	637	Max Hofer	AUT	Ricciardo Kart	Speedworld	16	16:31.315	22.023	1:00.859	5	87,369	30
24	658	Fabienne Lanz	ZAF	Formula K	Brand Racing	16	16:36.080	26.788	1:00.643	6	87,680	29
25	651	Steve Bull	GBR	Tonykart	Screenvyn	16	16:36.271	26.979	1:01.194	7	86,891	28
26	699	Geza Fodor (M)	HUN	Ricciardo Kart	Ricciardo/KMS	16	16:36.955	27.663	1:00.997	8	87,172	27
27	640	Sascha Pio Haida	DEU	Birelart	JLC Racing Team	16	16:40.733	31.441	1:00.901	5	87,309	26
28	618	Philipp Seewer	CHE	Kosmic	Spirit Racing	16	16:45.626	36.334	1:00.956	4	87,230	25
29	653	Henrijs Grube	LVA	Sodikart	RB Sports	16	17:02.133	52.841	1:00.904	7	87,305	24
30	654	Alessio Curto	DEU	Praga	Mtec Praga Racing	10	10:24.578	6 Laps	1:00.738	5	87,543	23
31	625	Marc Berteaux (M)	FRA	Birel Art	Sologne Sport Tech	9	9:38.037	7 Laps	1:03.041	5	84,345	22
32	648	Roope Markkanen	FIN	Tonykart	VRT	4	4:06.753	12 Laps	1:00.308	3	88,167	21
33	647	Arnaud Kozlinski	FRA	Sodikart	Sodikart	4	4:07.033	12 Laps	59.977	3	88,654	20
34	649	Martins Lapins	LVA	Flandria Kart	Team Flandria Kart	2	2:10.612	14 Laps	1:03.318	2	83,976	19

Announcements

These results are provisional until the conclusion of any judicial and technical matters!

No. 628 warning board / time penalty 5 sec

No. 640 time penalty 10 sec. / unfair driving

Margin of Victory	Ø km/h	Best Lap Tm	km/h	Best Lap by
0.841	87,770	59.977	88,654	647 - Arnaud Kozlinski

Official Timing www.rgmmc.com

Orbits

Timekeeping M. Wagner:

Clerk of the course Thomas Lainer:

www.mylaps.com

Steward Horst Seidel:

Chief Scrutineer Paul Klaassen:

Licensed to: Motorsport Events

Printed: 05.04.2015 16:33:31

posted at:

h



Rotax Euro Challenge Salbris/France

Rotax DD2

Salbris 1,477 Km

Final

05.04.2015 15:15

Race (16 Laps) started at 15:21:38

Lap	Time of Day	Lap Tm	Diff	S1 Tm	S2 Tm	S3 Tm	Lap	Time of Day	Lap Tm	Diff	S1 Tm	S2 Tm	S3 Tm
(606) Anthony Abbasse							(605) Filippos Kalesis						
1	15:22:41.365	1:02.949	+2.805	21.703	19.080	22.166	11	15:32:45.634	1:00.552	+0.524	20.496	18.124	21.932
2	15:23:41.686	1:00.321	+0.177	20.481	18.082	21.758	12	15:33:46.032	1:00.398	+0.370	20.508	18.108	21.782
3	15:24:41.847	1:00.161	+0.017	20.388	18.038	21.735	13	15:34:46.552	1:00.520	+0.492	20.522	18.150	21.848
4	15:25:42.262	1:00.415	+0.271	20.543	18.038	21.834	14	15:35:47.173	1:00.621	+0.593	20.563	18.168	21.890
5	15:26:42.699	1:00.437	+0.293	20.556	17.948	21.933	15	15:36:47.921	1:00.748	+0.720	20.535	18.237	21.976
6	15:27:42.887	1:00.188	+0.044	20.350	17.979	21.859	16	15:37:48.834	1:00.913	+0.885	20.570	18.314	22.029
7	15:28:43.031	1:00.144		20.318	17.932	21.894	(605) Filippos Kalesis						
8	15:29:43.424	1:00.393	+0.249	20.480	18.006	21.907	1	15:22:42.207	1:03.216	+3.089	22.395	18.490	22.331
9	15:30:43.821	1:00.397	+0.253	20.363	18.054	21.980	2	15:23:42.847	1:00.640	+0.513	20.644	18.159	21.837
10	15:31:44.374	1:00.553	+0.409	20.465	18.051	22.037	3	15:24:42.984	1:00.137	+0.010	20.295	18.054	21.788
11	15:32:44.857	1:00.483	+0.339	20.492	18.076	21.915	4	15:25:44.322	1:01.338	+1.211	20.514	18.890	21.934
12	15:33:45.216	1:00.359	+0.215	20.387	18.046	21.926	5	15:26:44.500	1:00.178	+0.051	20.348	18.016	21.814
13	15:34:45.824	1:00.608	+0.464	20.572	18.052	21.984	6	15:27:44.665	1:00.165	+0.038	20.370	18.019	21.776
14	15:35:46.299	1:00.475	+0.331	20.449	18.092	21.934	7	15:28:44.863	1:00.198	+0.071	20.294	17.976	21.928
15	15:36:46.842	1:00.543	+0.399	20.567	18.075	21.901	8	15:29:44.990	1:00.127		20.317	18.031	21.779
16	15:37:47.426	1:00.584	+0.440	20.520	18.111	21.953	9	15:30:45.257	1:00.267	+0.140	20.328	18.046	21.893
(613) Ferenc Kancsar							10	15:31:45.828	1:00.571	+0.444	20.507	18.141	21.923
1	15:22:40.427	1:02.293	+2.166	21.672	18.308	22.313	11	15:32:46.422	1:00.594	+0.467	20.495	18.141	21.958
2	15:23:41.152	1:00.725	+0.598	20.613	18.124	21.988	12	15:33:46.825	1:00.403	+0.276	20.434	18.091	21.878
3	15:24:41.615	1:00.463	+0.336	20.454	18.032	21.977	13	15:34:47.261	1:00.436	+0.309	20.474	18.095	21.867
4	15:25:42.965	1:01.350	+1.223	21.394	18.161	21.795	14	15:35:47.680	1:00.419	+0.292	20.458	18.104	21.857
5	15:26:43.196	1:00.231	+0.104	20.266	18.190	21.775	15	15:36:48.194	1:00.514	+0.387	20.489	18.173	21.852
6	15:27:43.323	1:00.127		20.425	18.191	21.761	16	15:37:49.232	1:01.038	+0.911	20.677	18.281	22.080
7	15:28:43.486	1:00.163	+0.036	20.308	18.078	21.777	(657) Mats van den Brand						
8	15:29:43.698	1:00.212	+0.085	20.401	18.065	21.746	1	15:22:40.603	1:02.291	+1.944	21.676	18.397	22.218
9	15:30:44.229	1:00.531	+0.404	20.513	18.081	21.937	2	15:23:41.358	1:00.755	+0.408	20.553	18.205	21.997
10	15:31:44.761	1:00.532	+0.405	20.495	18.065	21.972	3	15:24:41.705	1:00.347		20.405	18.089	21.853
11	15:32:45.210	1:00.449	+0.322	20.480	18.048	21.921	4	15:25:42.159	1:00.454	+0.107	20.467	18.062	21.925
12	15:33:45.613	1:00.403	+0.276	20.442	18.079	21.882	5	15:26:43.083	1:00.924	+0.577	20.950	18.123	21.851
13	15:34:46.241	1:00.628	+0.501	20.552	18.070	22.006	6	15:27:43.619	1:00.536	+0.189	20.603	18.072	21.861
14	15:35:46.807	1:00.566	+0.439	20.523	18.087	21.956	7	15:28:44.092	1:00.473	+0.126	20.276	18.042	22.155
15	15:36:47.485	1:00.678	+0.551	20.598	18.147	21.933	8	15:29:44.451	1:00.359	+0.012	20.378	18.099	21.882
16	15:37:48.267	1:00.782	+0.655	20.585	18.199	21.998	9	15:30:44.847	1:00.396	+0.049	20.425	18.066	21.905
(609) Kevin Ludi							10	15:31:45.268	1:00.421	+0.074	20.446	18.101	21.874
1	15:22:41.535	1:02.904	+2.781	22.057	18.693	22.154	11	15:32:45.848	1:00.580	+0.233	20.435	18.209	21.936
2	15:23:41.842	1:00.307	+0.184	20.516	18.030	21.761	12	15:33:46.285	1:00.437	+0.090	20.491	18.108	21.838
3	15:24:42.009	1:00.167	+0.044	20.379	18.015	21.773	13	15:34:46.681	1:00.396	+0.049	20.450	18.122	21.824
4	15:25:42.490	1:00.481	+0.358	20.828	17.935	21.718	14	15:35:47.368	1:00.687	+0.340	20.546	18.214	21.927
5	15:26:42.886	1:00.396	+0.273	20.560	17.990	21.846	15	15:36:48.037	1:00.669	+0.322	20.495	18.222	21.952
6	15:27:43.009	1:00.123		20.356	18.035	21.732	16	15:37:49.363	1:01.326	+0.979	20.658	18.344	22.324
7	15:28:43.226	1:00.217	+0.094	20.350	18.026	21.841	(639) Henrique Baptista						
8	15:29:43.624	1:00.398	+0.275	20.428	18.082	21.888	1	15:22:41.856	1:03.106	+2.935	22.081	18.720	22.305
9	15:30:44.337	1:00.713	+0.590	20.673	18.179	21.861	2	15:23:42.214	1:00.358	+0.187	20.472	18.023	21.863
10	15:31:44.941	1:00.604	+0.481	20.605	18.093	21.906	3	15:24:42.393	1:00.179	+0.008	20.265	17.954	21.960
11	15:32:45.394	1:00.453	+0.330	20.415	18.137	21.901	4	15:25:44.634	1:02.241	+2.070	21.012	19.306	21.923
12	15:33:45.847	1:00.453	+0.330	20.565	18.086	21.802	5	15:26:44.821	1:00.187	+0.016	20.317	18.004	21.866
13	15:34:46.371	1:00.524	+0.401	20.573	18.085	21.866	6	15:27:44.992	1:00.171		20.356	17.965	21.850
14	15:35:46.934	1:00.563	+0.440	20.500	18.172	21.891	7	15:28:45.355	1:00.363	+0.192	20.356	18.082	21.925
15	15:36:47.711	1:00.777	+0.654	20.609	18.206	21.962	8	15:29:45.650	1:00.295	+0.124	20.420	18.018	21.857
16	15:37:48.537	1:00.826	+0.703	20.671	18.211	21.944	9	15:30:46.197	1:00.547	+0.376	20.361	18.145	22.041
(619) Marcel Schirmer							10	15:31:47.468	1:01.271	+1.100	21.066	18.168	22.037
1	15:22:42.071	1:03.192	+3.164	22.165	18.611	22.416	11	15:32:48.150	1:00.682	+0.511	20.669	18.016	21.997
2	15:23:42.588	1:00.517	+0.489	20.561	18.099	21.857	12	15:33:48.647	1:00.497	+0.326	20.440	18.118	21.939
3	15:24:42.616	1:00.028		20.237	18.003	21.788	13	15:34:49.369	1:00.722	+0.551	20.604	18.111	22.007
4	15:25:43.230	1:00.614	+0.586	20.679	18.080	21.855	14	15:35:49.974	1:00.605	+0.434	20.492	18.082	22.031
5	15:26:43.362	1:00.132	+0.104	20.317	18.092	21.723	15	15:36:50.804	1:00.830	+0.659	20.610	18.194	22.026
6	15:27:43.777	1:00.415	+0.387	20.509	18.090	21.816	16	15:37:51.579	1:00.775	+0.604	20.586	18.188	22.001
7	15:28:43.951	1:00.174	+0.146	20.358	17.983	21.833	(656) Lorenzo van Riet						
8	15:29:44.209	1:00.258	+0.230	20.339	18.021	21.898	1	15:22:43.960	1:04.356	+4.279	22.971	18.876	22.509
9	15:30:44.602	1:00.393	+0.365	20.454	18.086	21.853	2	15:23:45.207	1:01.247	+1.170	21.116	18.203	21.928
10	15:31:45.082	1:00.480	+0.452	20.535	18.106	21.839	3	15:24:46.440	1:01.233	+1.156	20.888	18.302	22.043
							4	15:25:47.009	1:00.569	+0.492	20.512	18.095	21.962

Timekeeping M. Wagner:



Clerk of the course Thomas Lainer:

Steward Horst Seidel:

Chief Scrutineer Paul Klaassen:





Rotax Euro Challenge Salbris/France

Rotax DD2

Salbris 1,477 Km

Final

05.04.2015 15:15

Race (16 Laps) started at 15:21:38

Lap	Time of Day	Lap Tm	Diff	S1 Tm	S2 Tm	S3 Tm	Lap	Time of Day	Lap Tm	Diff	S1 Tm	S2 Tm	S3 Tm
(628) Paolo DeConto													
1	15:22:43.007	1:03.553	+3.502	22.488	18.886	22.179							
2	15:23:43.651	1:00.644	+0.593	20.774	18.042	21.828							
3	15:24:43.702	1:00.051		20.351	17.911	21.789							
4	15:25:44.785	1:01.083	+1.032	20.474	18.731	21.878							
5	15:26:45.279	1:00.494	+0.443	20.717	17.971	21.806							
6	15:27:45.342	1:00.063	+0.012	20.357	17.917	21.789							
7	15:28:45.592	1:00.250	+0.199	20.426	17.936	21.888							
8	15:29:45.918	1:00.326	+0.275	20.479	18.059	21.788							
9	15:30:46.310	1:00.392	+0.341	20.440	18.015	21.937							
10	15:31:47.352	1:01.042	+0.991	20.898	18.087	22.057							
11	15:32:47.939	1:00.587	+0.536	20.550	18.044	21.993							
12	15:33:48.474	1:00.535	+0.484	20.529	18.052	21.954							
13	15:34:49.143	1:00.669	+0.618	20.568	18.072	22.029							
14	15:35:49.805	1:00.662	+0.611	20.598	18.029	22.035							
15	15:36:50.529	1:00.724	+0.673	20.613	18.100	22.011							
16	15:37:51.430	1:00.901	+0.850	20.668	18.155	22.078							
(646) Alexis Coursault													
1	15:22:42.945	1:03.891	+3.587	22.746	18.688	22.457							
2	15:23:43.946	1:01.001	+0.697	20.985	18.171	21.845							
3	15:24:44.250	1:00.304		20.380	18.078	21.846							
4	15:25:45.820	1:01.570	+1.266	20.991	18.559	22.020							
5	15:26:46.918	1:01.098	+0.794	20.909	18.211	21.978							
6	15:27:47.408	1:00.490	+0.186	20.455	18.093	21.942							
7	15:28:48.632	1:01.224	+0.920	20.960	18.296	21.968							
8	15:29:49.299	1:00.667	+0.363	20.582	18.121	21.964							
9	15:30:49.899	1:00.600	+0.296	20.452	18.138	22.010							
10	15:31:52.000	1:02.101	+1.797	21.228	18.505	22.368							
11	15:32:53.089	1:01.089	+0.785	20.790	18.271	22.028							
12	15:33:53.906	1:00.817	+0.513	20.581	18.255	21.981							
13	15:34:54.851	1:00.945	+0.641	20.651	18.262	22.032							
14	15:35:55.734	1:00.883	+0.579	20.596	18.275	22.012							
15	15:36:56.648	1:00.914	+0.610	20.627	18.261	22.026							
16	15:37:57.535	1:00.887	+0.583	20.688	18.194	22.005							
(615) Maxi Fleischmann													
1	15:22:44.541	1:04.462	+3.826	23.128	18.876	22.458							
2	15:23:47.288	1:02.747	+2.111	21.812	18.688	22.247							
3	15:24:48.236	1:00.948	+0.312	20.702	18.203	22.043							
4	15:25:48.928	1:00.692	+0.056	20.420	18.185	22.087							
5	15:26:50.132	1:01.204	+0.568	20.873	18.246	22.085							
6	15:27:50.768	1:00.636		20.580	18.106	21.950							
7	15:28:51.503	1:00.735	+0.099	20.628	18.068	22.039							
8	15:29:52.392	1:00.889	+0.253	20.682	18.121	22.086							
9	15:30:53.293	1:00.901	+0.265	20.693	18.076	22.132							
10	15:31:54.314	1:01.021	+0.385	20.657	18.199	22.165							
11	15:32:55.306	1:00.992	+0.356	20.733	18.175	22.084							
12	15:33:56.749	1:01.443	+0.807	21.199	18.175	22.069							
13	15:34:57.803	1:01.054	+0.418	20.718	18.237	22.099							
14	15:35:58.787	1:00.984	+0.348	20.693	18.175	22.116							
15	15:36:59.881	1:01.094	+0.458	20.739	18.239	22.116							
16	15:38:01.911	1:02.030	+1.394	21.024	18.668	22.338							
(616) Luka Kamali													
1	15:22:45.084	1:04.775	+4.258	23.624	18.772	22.379							
2	15:23:48.015	1:02.931	+2.414	21.385	19.334	22.212							
3	15:24:48.729	1:00.714	+0.197	20.596	18.215	21.903							
4	15:25:49.284	1:00.555	+0.038	20.509	18.096	21.950							
5	15:26:50.837	1:01.553	+1.036	21.302	18.296	21.955							
6	15:27:51.354	1:00.517		20.498	18.070	21.949							
7	15:28:52.006	1:00.652	+0.135	20.556	18.106	21.990							
8	15:29:52.724	1:00.718	+0.201	20.513	18.160	22.045							
9	15:30:53.478	1:00.754	+0.237	20.547	18.194	22.013							
10	15:31:54.504	1:01.026	+0.509	20.741	18.194	22.091							
11	15:32:55.478	1:00.974	+0.457	20.747	18.222	22.005							
12	15:33:57.200	1:01.722	+1.205	21.183	18.477	22.062							
13	15:34:58.185	1:00.985	+0.468	20.841	18.209	21.935							
14	15:35:59.167	1:00.982	+0.465	20.734	18.217	22.031							
15	15:37:00.047	1:00.880	+0.363	20.683	18.224	21.973							
16	15:38:02.063	1:02.016	+1.499	20.915	18.873	22.228							
(669) Constantin Schoell													
1	15:22:44.920	1:04.912	+4.411	23.764	18.688	22.460							
2	15:23:48.552	1:03.632	+3.131	21.775	19.466	22.391							
3	15:24:49.552	1:01.000	+0.499	20.903	18.112	21.985							
4	15:25:50.053	1:00.501		20.466	18.041	21.994							
5	15:26:51.577	1:01.524	+1.023	20.931	18.574	22.019							
6	15:27:52.279	1:00.702	+0.201	20.502	18.122	22.078							
7	15:28:52.996	1:00.717	+0.216	20.506	18.115	22.096							
8	15:29:53.602	1:00.606	+0.105	20.455	18.119	22.032							
9	15:30:54.207	1:00.605	+0.104	20.493	18.089	22.023							
10	15:31:54.993	1:00.786	+0.285	20.557	18.160	22.069							
(634) Oriol Dalmou													
1	15:22:44.219	1:04.434	+4.182	23.176	18.850	22.408							
2	15:23:46.844	1:02.625	+2.373	21.849	18.554	22.222							
3	15:24:47.316	1:00.472	+0.220	20.494	18.074	21.904							
4	15:25:47.759	1:00.443	+0.191	20.389	18.141	21.913							
5	15:26:48.183	1:00.424	+0.172	20.651	18.002	21.771							
6	15:27:48.810	1:00.627	+0.375	20.667	18.046	21.914							
7	15:28:49.062	1:00.252		20.371	17.993	21.888							
8	15:29:49.570	1:00.508	+0.256	20.440	18.120	21.948							
9	15:30:49.978	1:00.408	+0.156	20.426	18.043	21.939							
10	15:31:51.512	1:01.534	+1.282	21.085	18.344	22.105							
11	15:32:52.488	1:00.976	+0.724	20.721	18.150	22.105							
12	15:33:53.720	1:01.232	+0.980	20.987	18.225	22.020							
13	15:34:54.587	1:00.867	+0.615	20.621	18.165	22.081							
14	15:35:55.525	1:00.938	+0.686	20.656	18.170	22.112							
15	15:36:56.480	1:00.955	+0.703	20.676	18.192	22.087							
16	15:37:57.371	1:00.891	+0.639	20.541	18.212	22.138							

Timekeeping M. Wagner:

Clerk of the course Thomas Lainer:

Steward Horst Seidel:

Chief Scrutineer Paul Klaassen:





Rotax Euro Challenge Salbris/France

Rotax DD2

Salbris 1,477 Km

Final

05.04.2015 15:15

Race (16 Laps) started at 15:21:38

Lap	Time of Day	Lap Tm	Diff	S1 Tm	S2 Tm	S3 Tm	Lap	Time of Day	Lap Tm	Diff	S1 Tm	S2 Tm	S3 Tm
11	15:32:55.765	1:00.772	+0.271	20.597	18.161	22.014	5	15:26:54.604	1:00.709	+0.032	20.588	18.156	21.965
12	15:33:57.090	1:01.325	+0.824	20.925	18.324	22.076	6	15:27:55.549	1:00.945	+0.268	20.613	18.288	22.044
13	15:34:58.024	1:00.934	+0.433	20.689	18.178	22.067	7	15:28:56.487	1:00.938	+0.261	20.776	18.227	21.935
14	15:35:59.455	1:01.431	+0.930	21.063	18.335	22.033	8	15:29:57.164	1:00.677		20.558	18.152	21.967
15	15:37:00.412	1:00.957	+0.456	20.631	18.255	22.071	9	15:30:58.265	1:01.101	+0.424	20.757	18.232	22.112
16	15:38:02.363	1:01.951	+1.450	20.772	18.802	22.377	10	15:31:59.862	1:01.597	+0.920	21.281	18.251	22.065
(627) Kawase Tomokazu (M)							(629) Igor Mukhin (M)						
1	15:22:46.560	1:05.956	+5.115	24.515	18.896	22.545	1	15:22:44.750	1:05.050	+4.372	23.837	18.747	22.466
2	15:23:48.903	1:02.343	+1.502	21.057	19.028	22.258	2	15:23:49.229	1:04.479	+3.801	22.500	19.722	22.257
3	15:24:50.678	1:01.775	+0.934	21.484	18.200	22.091	3	15:24:50.956	1:01.727	+1.049	21.290	18.317	22.120
4	15:25:51.721	1:01.043	+0.202	20.769	18.309	21.965	4	15:25:52.083	1:01.127	+0.449	20.608	18.412	22.107
5	15:26:52.861	1:01.140	+0.299	20.693	18.230	22.217	5	15:26:53.798	1:01.715	+1.037	21.199	18.530	21.986
6	15:27:53.880	1:01.019	+0.178	20.840	18.171	22.008	6	15:27:55.335	1:01.537	+0.859	20.732	18.683	22.122
7	15:28:54.918	1:01.038	+0.197	20.770	18.182	22.086	7	15:28:58.080	1:02.745	+2.067	21.225	19.349	22.171
8	15:29:55.954	1:01.036	+0.195	20.614	18.336	22.086	8	15:29:59.248	1:01.168	+0.490	20.644	18.320	22.204
9	15:30:56.971	1:01.017	+0.176	20.622	18.220	22.175	9	15:31:00.780	1:01.532	+0.854	20.811	18.564	22.157
10	15:31:58.037	1:01.066	+0.225	20.756	18.185	22.125	10	15:32:01.719	1:00.939	+0.261	20.659	18.227	22.053
11	15:32:58.954	1:00.917	+0.076	20.729	18.139	22.049	11	15:33:02.528	1:00.809	+0.131	20.624	18.167	22.018
12	15:33:59.795	1:00.841		20.642	18.162	22.037	12	15:34:03.206	1:00.678		20.470	18.188	22.020
13	15:35:00.726	1:00.931	+0.090	20.729	18.137	22.065	13	15:35:04.036	1:00.830	+0.152	20.569	18.131	22.130
14	15:36:01.658	1:00.932	+0.091	20.672	18.237	22.023	14	15:36:05.127	1:01.091	+0.413	20.710	18.360	22.021
15	15:37:02.679	1:01.021	+0.180	20.733	18.182	22.106	15	15:37:06.174	1:01.047	+0.369	20.653	18.272	22.122
16	15:38:04.008	1:01.329	+0.488	20.827	18.239	22.263	16	15:38:07.596	1:01.422	+0.744	20.978	18.318	22.126
(622) Marc Lupfer							(641) Tamsin Germain (M)						
1	15:22:47.944	1:07.331	+6.783	25.348	19.413	22.570	1	15:22:49.097	1:07.890	+7.172	25.062	19.780	23.048
2	15:23:50.420	1:02.476	+1.928	20.696	19.205	22.575	2	15:23:51.408	1:02.311	+1.593	20.930	18.539	22.842
3	15:24:52.150	1:01.730	+1.182	20.826	18.743	22.161	3	15:24:53.006	1:01.598	+0.880	20.793	18.455	22.350
4	15:25:53.366	1:01.216	+0.668	20.690	18.426	22.100	4	15:25:54.357	1:01.351	+0.633	20.754	18.474	22.123
5	15:26:54.184	1:00.818	+0.270	20.568	18.227	22.023	5	15:26:55.075	1:00.718		20.503	18.251	21.964
6	15:27:55.425	1:01.241	+0.693	20.560	18.614	22.067	6	15:27:55.987	1:00.912	+0.194	20.598	18.215	22.099
7	15:28:56.163	1:00.738	+0.190	20.575	18.121	22.042	7	15:28:57.580	1:01.593	+0.875	20.936	18.594	22.063
8	15:29:56.711	1:00.548		20.498	18.160	21.890	8	15:29:58.772	1:01.192	+0.474	20.692	18.224	22.276
9	15:30:58.174	1:01.463	+0.915	20.856	18.453	22.154	9	15:30:59.729	1:00.957	+0.239	20.589	18.204	22.164
10	15:31:59.612	1:01.438	+0.890	21.095	18.198	22.145	10	15:32:00.701	1:00.972	+0.254	20.664	18.277	22.031
11	15:33:00.551	1:00.939	+0.391	20.608	18.299	22.032	11	15:33:01.708	1:01.007	+0.289	20.711	18.292	22.004
12	15:34:01.397	1:00.846	+0.298	20.621	18.245	21.980	12	15:34:02.601	1:00.893	+0.175	20.592	18.257	22.044
13	15:35:02.112	1:00.715	+0.167	20.482	18.137	22.096	13	15:35:03.716	1:01.115	+0.397	20.796	18.298	22.021
14	15:36:02.948	1:00.836	+0.288	20.501	18.245	22.090	14	15:36:04.877	1:01.161	+0.443	20.731	18.309	22.121
15	15:37:03.897	1:00.949	+0.401	20.641	18.169	22.139	15	15:37:06.040	1:01.163	+0.445	20.600	18.281	22.282
16	15:38:04.949	1:01.052	+0.504	20.612	18.269	22.171	16	15:38:07.988	1:01.948	+1.230	21.311	18.395	22.242
(644) Dimitris Vasileris							(662) Rasmus Markkanen						
1	15:22:47.785	1:07.293	+6.637	25.405	19.304	22.584	1	15:22:42.673	1:03.353	+3.169	22.301	18.426	22.626
2	15:23:50.250	1:02.465	+1.809	20.677	19.303	22.485	2	15:23:43.287	1:00.614	+0.430	20.599	18.145	21.870
3	15:24:52.066	1:01.816	+1.160	20.911	18.699	22.206	3	15:24:43.471	1:00.184		20.387	18.005	21.792
4	15:25:53.253	1:01.187	+0.531	20.681	18.437	22.069	4	15:25:59.976	1:16.505	+16.321	20.413	32.841	23.251
5	15:26:54.019	1:00.766	+0.110	20.537	18.244	21.985	5	15:27:00.931	1:00.955	+0.771	20.560	18.441	21.954
6	15:27:55.182	1:01.163	+0.507	20.592	18.483	22.088	6	15:28:01.339	1:00.408	+0.224	20.400	18.033	21.975
7	15:28:55.838	1:00.656		20.583	18.025	22.048	7	15:29:01.859	1:00.520	+0.336	20.378	18.154	21.988
8	15:29:56.604	1:00.766	+0.110	20.479	18.149	22.138	8	15:30:02.390	1:00.531	+0.347	20.423	18.092	22.016
9	15:30:58.139	1:01.535	+0.879	20.896	18.378	22.261	9	15:31:03.154	1:00.764	+0.580	20.480	18.106	22.178
10	15:32:00.278	1:02.139	+1.483	21.562	18.401	22.176	10	15:32:03.906	1:00.752	+0.568	20.565	18.131	22.056
11	15:33:01.241	1:00.963	+0.307	20.700	18.152	22.111	11	15:33:04.444	1:00.538	+0.354	20.409	18.133	21.996
12	15:34:02.042	1:00.801	+0.145	20.558	18.225	22.018	12	15:34:05.135	1:00.691	+0.507	20.461	18.127	22.103
13	15:35:02.885	1:00.843	+0.187	20.677	18.136	22.030	13	15:35:05.560	1:00.425	+0.241	20.448	18.078	21.899
14	15:36:04.063	1:01.178	+0.522	20.632	18.378	22.168	14	15:36:06.560	1:01.000	+0.816	20.682	18.259	22.059
15	15:37:05.068	1:01.005	+0.349	20.674	18.172	22.159	15	15:37:07.244	1:00.684	+0.500	20.494	18.172	22.018
16	15:38:06.365	1:01.297	+0.641	20.761	18.279	22.257	16	15:38:08.350	1:01.106	+0.922	20.745	18.290	22.071
(624) Haralds Garkaklis													
1	15:22:48.309	1:06.722	+6.045	24.549	19.554	22.619							
2	15:23:50.994	1:02.685	+2.008	20.793	18.842	23.050							
3	15:24:52.554	1:01.560	+0.883	20.759	18.667	22.134							
4	15:25:53.895	1:01.341	+0.664	20.876	18.423	22.042							

Timekeeping M. Wagner: Clerk of the course Thomas Lainer:

Steward Horst Seidel: Chief Scrutineer Paul Klassen:





Rotax Euro Challenge Salbris/France

Rotax DD2

Salbris 1,477 Km

Final

05.04.2015 15:15

Race (16 Laps) started at 15:21:38

Lap	Time of Day	Lap Tm	Diff	S1 Tm	S2 Tm	S3 Tm	Lap	Time of Day	Lap Tm	Diff	S1 Tm	S2 Tm	S3 Tm
(637) Max Hofer							11	15:33:07.797	1:01.781	+0.784	21.276	18.358	22.147
1	15:22:47.443	1:06.585	+5.726	24.921	19.084	22.580	12	15:34:09.917	1:02.120	+1.123	21.185	18.424	22.511
2	15:23:50.137	1:02.694	+1.835	20.884	19.342	22.468	13	15:35:11.214	1:01.297	+0.300	20.758	18.238	22.301
3	15:24:51.982	1:01.845	+0.986	20.954	18.633	22.258	14	15:36:12.431	1:01.217	+0.220	20.763	18.249	22.205
4	15:25:53.524	1:01.542	+0.683	21.229	18.339	21.974	15	15:37:13.609	1:01.178	+0.181	20.718	18.281	22.179
5	15:26:54.383	1:00.859		20.697	18.143	22.019	16	15:38:15.089	1:01.480	+0.483	20.833	18.357	22.290
6	15:27:55.737	1:01.354	+0.495	20.711	18.563	22.080	(640) Sascha Pio Haida						
7	15:28:57.485	1:01.748	+0.889	21.071	18.549	22.128	1	15:22:46.809	1:06.242	+5.341	24.856	18.947	22.439
8	15:29:58.925	1:01.440	+0.581	21.051	18.176	22.213	2	15:23:49.691	1:02.882	+1.981	21.153	19.318	22.411
9	15:31:00.358	1:01.433	+0.574	20.973	18.290	22.170	3	15:24:51.255	1:01.564	+0.663	20.981	18.471	22.112
10	15:32:01.590	1:01.232	+0.373	20.748	18.243	22.241	4	15:25:52.315	1:01.060	+0.159	20.707	18.378	21.975
11	15:33:03.044	1:01.454	+0.595	21.011	18.299	22.144	5	15:26:53.216	1:00.901		20.818	18.190	21.893
12	15:34:04.216	1:01.172	+0.313	20.693	18.323	22.156	6	15:27:54.399	1:01.183	+0.282	20.780	18.259	22.144
13	15:35:05.404	1:01.188	+0.329	20.750	18.264	22.174	7	15:28:55.462	1:01.063	+0.162	20.744	18.223	22.096
14	15:36:06.847	1:01.443	+0.584	20.792	18.545	22.106	8	15:29:56.448	1:00.986	+0.085	20.687	18.235	22.064
15	15:37:08.039	1:01.192	+0.333	20.757	18.233	22.202	9	15:30:58.531	1:02.083	+1.182	21.628	18.305	22.150
16	15:38:09.449	1:01.410	+0.551	20.857	18.365	22.188	10	15:32:00.498	1:01.967	+1.066	21.338	18.484	22.145
(658) Fabienne Lanz							11	15:33:01.501	1:01.003	+0.102	20.783	18.147	22.073
1	15:22:46.361	1:05.919	+5.276	24.351	19.070	22.498	12	15:34:02.461	1:00.960	+0.059	20.668	18.232	22.060
2	15:23:51.073	1:04.712	+4.069	21.504	20.187	23.021	13	15:35:03.523	1:01.062	+0.161	20.731	18.197	22.134
3	15:24:53.239	1:02.166	+1.523	20.693	19.275	22.198	14	15:36:05.251	1:01.728	+0.827	21.158	18.300	22.270
4	15:25:54.601	1:01.362	+0.719	20.806	18.597	21.959	15	15:37:07.015	1:01.764	+0.863	20.899	18.416	22.449
5	15:27:01.450	1:06.849	+6.206	20.739	24.024	22.086	16	15:38:08.867	1:01.852	+0.951	20.925	18.668	22.259
6	15:28:02.093	1:00.643		20.607	18.124	21.912	(618) Philipp Seewer						
7	15:29:02.800	1:00.707	+0.064	20.721	18.080	21.906	1	15:22:44.147	1:04.366	+3.410	23.106	18.739	22.521
8	15:30:03.636	1:00.836	+0.193	20.621	18.211	22.004	2	15:23:48.392	1:04.245	+3.289	22.173	19.684	22.388
9	15:31:04.817	1:01.181	+0.538	20.796	18.372	22.013	3	15:24:49.895	1:01.503	+0.547	21.167	18.221	22.115
10	15:32:06.119	1:01.302	+0.659	20.919	18.295	22.088	4	15:25:50.851	1:00.956		20.560	18.240	22.156
11	15:33:07.470	1:01.351	+0.708	20.932	18.337	22.082	5	15:26:52.757	1:01.906	+0.950	21.210	18.494	22.202
12	15:34:08.416	1:00.946	+0.303	20.761	18.222	21.963	6	15:28:05.755	1:12.998	+12.042	21.012	18.375	33.611
13	15:35:09.586	1:01.170	+0.527	20.777	18.262	22.131	7	15:29:07.152	1:01.397	+0.441	20.949	18.230	22.218
14	15:36:10.782	1:01.196	+0.553	20.821	18.327	22.048	8	15:30:08.480	1:01.328	+0.372	20.761	18.247	22.320
15	15:37:12.148	1:01.366	+0.723	20.763	18.439	22.164	9	15:31:10.030	1:01.550	+0.594	20.796	18.376	22.378
16	15:38:14.214	1:02.066	+1.423	20.916	18.377	22.773	10	15:32:11.343	1:01.313	+0.357	20.695	18.204	22.414
(651) Steve Bull							11	15:33:12.602	1:01.259	+0.303	20.812	18.267	22.180
1	15:22:48.746	1:08.060	+6.866	25.190	19.887	22.983	12	15:34:14.085	1:01.483	+0.527	20.871	18.336	22.276
2	15:23:51.226	1:02.480	+1.286	20.947	18.565	22.968	13	15:35:15.666	1:01.581	+0.625	20.685	18.291	22.605
3	15:24:53.121	1:01.895	+0.701	20.853	18.721	22.321	14	15:36:17.410	1:01.744	+0.788	20.801	18.594	22.349
4	15:25:54.555	1:01.434	+0.240	20.864	18.511	22.059	15	15:37:19.762	1:02.352	+1.396	20.792	18.949	22.611
5	15:26:57.217	1:02.662	+1.468	20.756	19.612	22.294	16	15:38:23.760	1:03.998	+3.042	21.529	19.116	23.353
6	15:27:58.946	1:01.729	+0.535	20.736	18.348	22.645	(653) Henrijs Grube						
7	15:29:00.140	1:01.194		20.756	18.329	22.109	1	15:22:43.905	1:04.366	+3.462	22.914	18.855	22.597
8	15:30:01.522	1:01.382	+0.188	20.763	18.300	22.319	2	15:24:23.737	1:39.832	+38.928	22.041	18.565	59.226
9	15:31:03.267	1:01.745	+0.551	20.803	18.505	22.437	3	15:25:25.514	1:01.777	+0.873	21.309	18.253	22.215
10	15:32:04.808	1:01.541	+0.347	20.823	18.327	22.391	4	15:26:26.515	1:01.001	+0.097	20.736	18.147	22.118
11	15:33:06.183	1:01.375	+0.181	20.697	18.347	22.331	5	15:27:27.455	1:00.940	+0.036	20.645	18.211	22.084
12	15:34:07.589	1:01.406	+0.212	20.734	18.370	22.302	6	15:28:28.455	1:01.000	+0.096	20.641	18.155	22.204
13	15:35:08.972	1:01.383	+0.189	20.787	18.336	22.260	7	15:29:29.359	1:00.904		20.730	18.088	22.086
14	15:36:10.516	1:01.544	+0.350	20.908	18.432	22.204	8	15:30:30.459	1:01.100	+0.196	20.741	18.070	22.289
15	15:37:11.974	1:01.458	+0.264	20.806	18.406	22.246	9	15:31:31.584	1:01.125	+0.221	20.655	18.213	22.257
16	15:38:14.405	1:02.431	+1.237	20.930	18.394	23.107	10	15:32:32.625	1:01.041	+0.137	20.608	18.294	22.139
(699) Geza Fodor (M)							11	15:33:33.607	1:00.982	+0.078	20.703	18.140	22.139
1	15:22:48.907	1:07.713	+6.716	24.791	19.968	22.954	12	15:34:34.924	1:01.317	+0.413	20.893	18.268	22.156
2	15:23:51.561	1:02.654	+1.657	21.067	18.726	22.861	13	15:35:36.272	1:01.348	+0.444	20.876	18.315	22.157
3	15:24:53.476	1:01.915	+0.918	21.080	18.528	22.307	14	15:36:37.376	1:01.104	+0.200	20.680	18.336	22.088
4	15:25:57.507	1:04.031	+3.034	20.866	20.105	23.060	15	15:37:38.821	1:01.445	+0.541	20.936	18.306	22.203
5	15:26:59.546	1:02.039	+1.042	21.076	18.632	22.331	16	15:38:40.267	1:01.446	+0.542	20.786	18.209	22.451
6	15:28:00.875	1:01.329	+0.332	20.727	18.314	22.288	(654) Alessio Curto						
7	15:29:02.412	1:01.537	+0.540	20.784	18.456	22.297	1	15:22:46.127	1:05.717	+4.979	24.337	18.886	22.494
8	15:30:03.409	1:00.997		20.600	18.208	22.189	2	15:23:49.937	1:03.810	+3.072	21.227	20.012	22.571
9	15:31:04.770	1:01.361	+0.364	20.698	18.306	22.357	3	15:24:52.393	1:02.456	+1.718	20.902	19.281	22.273
10	15:32:06.016	1:01.246	+0.249	20.722	18.304	22.220	4	15:25:54.193	1:01.800	+1.062	21.295	18.362	22.143

Timekeeping M. Wagner:

Clerk of the course Thomas Lainer:

Steward Horst Seidel:

Chief Scrutineer Paul Klaassen:





Rotax Euro Challenge Salbris/France

Rotax DD2 Salbris 1,477 Km
 Final 05.04.2015 15:15

Race (16 Laps) started at 15:21:38

Lap	Time of Day	Lap Tm	Diff	S1 Tm	S2 Tm	S3 Tm	Lap	Time of Day	Lap Tm	Diff	S1 Tm	S2 Tm	S3 Tm
5	15:26:54.931	1:00.738		20.591	18.148	21.999							
6	15:27:56.235	1:01.304	+0.566	20.703	18.511	22.090							
7	15:28:57.842	1:01.607	+0.869	20.795	18.721	22.091							
8	15:29:59.076	1:01.234	+0.496	20.772	18.302	22.160							
9	15:31:00.863	1:01.787	+1.049	20.768	18.630	22.389							
10	15:32:02.712	1:01.849	+1.111	21.204	18.442	22.203							

(625) Marc Berteaux (M)

1	15:22:49.817	1:08.716	+5.675	24.372	19.874	24.470
2	15:23:53.670	1:03.853	+0.812	21.647	18.829	23.377
3	15:24:57.046	1:03.376	+0.335	21.550	18.748	23.078
4	15:26:00.324	1:03.278	+0.237	21.444	18.668	23.166
5	15:27:03.365	1:03.041		21.329	18.697	23.015
6	15:28:06.522	1:03.157	+0.116	21.341	18.617	23.199
7	15:29:09.630	1:03.108	+0.067	21.269	18.696	23.143
8	15:30:12.687	1:03.057	+0.016	21.183	18.712	23.162
9	15:31:16.171	1:03.484	+0.443	21.383	18.680	23.421

(648) Roope Markkanen

1	15:22:42.566	1:03.949	+3.641	21.640	19.312	22.997
2	15:23:43.005	1:00.439	+0.131	20.554	18.081	21.804
3	15:24:43.313	1:00.308		20.414	18.091	21.803
4	15:25:44.887	1:01.574	+1.266	20.270	19.402	21.902

(647) Arnaud Kozlinski

1	15:22:43.613	1:04.348	+4.371	22.892	19.008	22.448
2	15:23:44.488	1:00.875	+0.898	20.996	17.978	21.901
3	15:24:44.465	59.977		20.278	17.891	21.808
4	15:25:45.167	1:00.702	+0.725	20.616	18.221	21.865

(649) Martins Lapins

1	15:22:45.428	1:05.337	+2.019	24.206	18.715	22.416
2	15:23:48.746	1:03.318		21.554	19.320	22.444

Timekeeping M. Wagner: Clerk of the course Thomas Lainer:

Steward Horst Seidel: Chief Scrutineer Paul Klaassen: