



# Rotax Euro Challenge 2014 Salbris/France

Rotax Juniors

Salbris 1,495 Km

Free Practice 1

05.09.2014 10:20

Practice (15:00 Time) started at 10:20:00

Pos	No.	Name	Nat.	Chassis	Race Team	Laps	Best Tm	Diff	Gap	In Lap	km/h
1	5	Max Timmermans	BEL	Tonykart	Strawberry Racing	11	1:03.576			11	84,655
2	8	Thomas Preining	AUT	FA Kart	Team TKP	9	1:03.802	0.226	0.226	5	84,355
3	95	Dean MacDonald	GBR	Tonykart	Strawberry Racing	10	1:03.824	0.248	0.022	10	84,326
4	86	Marcus Armstrong	NZL	Alonso	Dan Holland Racing	7	1:03.849	0.273	0.025	7	84,293
5	77	Lluc Ibanez	ESP	Kosmic	Binakart	9	1:03.925	0.349	0.076	9	84,192
6	46	Perdana Minang	IDN	tonykart	Aim Motorsport/RedWhite F	10	1:03.959	0.383	0.034	10	84,148
7	36	Alex Quinn	GBR	Tonykart	Coles Racing	10	1:03.973	0.397	0.014	10	84,129
8	49	Dave Wooder	GBR	Alonso	Dan Holland Racing	9	1:04.025	0.449	0.052	7	84,061
9	17	Louis-Ferdinand Simm	FRA	Tonykart	Jana Racing	10	1:04.033	0.457	0.008	10	84,050
10	26	Finlay Hutchison	GBR	Alonso	Dan Holland Racing	10	1:04.104	0.528	0.071	10	83,957
11	106	Ayrton Simmons	GBR	Tonykart	Coles Racing	10	1:04.123	0.547	0.019	9	83,932
12	58	Dzianis Slavinski	BLR	Tonykart	M-Racing	11	1:04.127	0.551	0.004	11	83,927
13	103	Gianfranco Mazzaferro	CAN	Alonso	Dan Holland Racing	9	1:04.144	0.568	0.017	9	83,905
14	43	Enzo Coursimault	FRA	Kosmic	PKS	9	1:04.147	0.571	0.003	8	83,901
15	33	Jack McCarthy	GBR	Tonykart	Strawberry Racing	10	1:04.152	0.576	0.005	8	83,895
16	62	Richard Veschoor	NLD	FA Kart	Team TKP	9	1:04.170	0.594	0.018	5	83,871
17	53	Marta Garcia	ESP	Zanardi	MGL Racing Xtreme	11	1:04.187	0.611	0.017	11	83,849
18	88	Mick Wishofer	AUT	Birel	KMS - Birel Motorsport	9	1:04.219	0.643	0.032	5	83,807
19	87	Nicolas Schoell	AUT	Alonso	Dan Holland Racing	10	1:04.287	0.711	0.068	9	83,718
20	120	Sacha Fenestraz	FRA	Tonykart	Malevaut Sport	10	1:04.344	0.768	0.057	6	83,644
21	32	Jordan Brown-Nutley	GBR	Tonykart	Coles Racing	11	1:04.363	0.787	0.019	11	83,619
22	16	Jean-Baptiste Simmen	FRA	Tonykart	Jana Racing	10	1:04.442	0.866	0.079	10	83,517
23	90	Adrien Renaudin	FRA	Sodikart	KPR	8	1:04.535	0.959	0.093	5	83,397
24	89	Matthew Solarczyk	USA	Birel	KMS - Birel Motorsport	13	1:04.582	1.006	0.047	13	83,336
25	24	Dennis Mavlanov	RUS		Daems Racing	12	1:04.588	1.012	0.006	12	83,328
26	93	Michael McCarthy	USA	Birel	KMS - Birel Motorsport	11	1:04.672	1.096	0.084	7	83,220
27	65	Emilien Carde	FRA	Kosmic	Matec Competition	8	1:04.717	1.141	0.045	6	83,162
28	60	Mauricio Van der Laan	ESP	Intrepid	Intrepid Driver Program	10	1:04.745	1.169	0.028	9	83,126
29	94	Max Hofer	AUT	FA Kart	Team TKP	9	1:04.781	1.205	0.036	9	83,080
30	31	Daniel Louko	FIN	Tonykart	MPT Racing	10	1:04.841	1.265	0.060	4	83,003
31	22	Jakub Bezel	CZE	MS Kart	MS Kart Racing Team	14	1:04.885	1.309	0.044	8	82,947
32	35	Ido Cohen	ISR	Tonykart	Protrain Racing	10	1:04.910	1.334	0.025	4	82,915
33	118	Ben Scott	GBR	Flandria Kart	Flandria Competition Kart	12	1:04.993	1.417	0.083	11	82,809
34	110	Keanon Santoso	IDN	Gillard	PDB Racing Team	13	1:05.137	1.561	0.144	9	82,626
35	112	Adam Haikal	MYS	FA Kart	Team TKP	11	1:05.139	1.563	0.002	10	82,623
36	121	Nazim Azman	MYS	Kosmic	Aim Motorsport	8	1:05.238	1.662	0.099	4	82,498
37	119	Taymour Kermanshahc	UAE	Tonykart	Msport Karting	7	1:05.266	1.690	0.028	4	82,463

Timekeeping M. Wagner:



Clerk of the course Thomas Lainer:

Steward Horst Seidel:

Chief Scrutineer Paul Klaassen:

[www.mylaps.com](http://www.mylaps.com)

Licensed to: Motorsport Events









# Rotax Euro Challenge 2014 Salbris/France

Rotax Juniors

Salbris 1,495 Km

Free Practice 1

05.09.2014 10:20

Practice (15:00 Time) started at 10:20:00

Lap	Time of Day	Lap Tm	Diff	S1 Tm	S2 Tm	S3 Tm	Lap	Time of Day	Lap Tm	Diff	S1 Tm	S2 Tm	S3 Tm
12	10:35:49.213	1:05.501	+0.508	23.194	19.247	23.060							
<b>(110) Keanon Santoso</b>													
1	10:22:26.015	1:07.315	+2.178	23.446	19.993	23.876							
2	10:23:32.099	1:06.084	+0.947	23.127	19.384	23.573							
3	10:24:37.601	1:05.502	+0.365	22.869	19.295	23.338							
4	10:25:43.033	1:05.432	+0.295	22.697	19.361	23.374							
5	10:26:48.517	1:05.484	+0.347	22.773	19.410	23.301							
6	10:27:53.804	1:05.287	+0.150	22.655	19.368	23.264							
7	10:28:59.382	1:05.578	+0.441	23.107	19.260	23.211							
8	10:30:04.862	1:05.480	+0.343	22.540	19.262	23.678							
9	10:31:09.999	1:05.137		22.607	19.265	23.265							
10	10:32:15.292	1:05.293	+0.156	22.667	19.414	23.212							
11	10:33:20.537	1:05.245	+0.108	22.789	19.280	23.176							
12	10:34:26.137	1:05.600	+0.463	22.534	19.314	23.752							
13	10:35:31.622	1:05.485	+0.348	22.960	19.302	23.223							
<b>(112) Adam Haikal</b>													
1	10:24:24.194	1:23.054	+17.915	24.494	26.853	31.707							
2	10:25:36.354	1:12.160	+7.021	25.662	22.344	24.154							
3	10:26:42.257	1:05.903	+0.764	23.093	19.478	23.332							
4	10:27:48.292	1:06.035	+0.896	22.460	20.145	23.430							
5	10:28:53.434	1:05.142	+0.003	22.577	19.417	23.148							
6	10:30:05.082	1:11.648	+6.509	22.708	23.556	25.384							
7	10:31:10.258	1:05.176	+0.037	22.702	19.272	23.202							
8	10:32:15.452	1:05.194	+0.055	22.564	19.422	23.208							
9	10:33:20.826	1:05.374	+0.235	22.847	19.382	23.145							
10	10:34:25.965	1:05.139		22.430	19.323	23.386							
11	10:35:33.100	1:07.135	+1.996	23.285	20.693	23.157							
<b>(121) Nazim Azman</b>													
1	10:26:27.317	1:10.003	+4.765	24.239	19.641	26.123							
2	10:27:34.221	1:06.904	+1.666	23.991	19.388	23.525							
3	10:28:39.703	1:05.482	+0.244	22.900	19.369	23.213							
4	10:29:44.941	1:05.238		22.829	19.200	23.209							
5	10:30:50.250	1:05.309	+0.071	22.949	19.161	23.199							
6	10:31:55.510	1:05.260	+0.022	23.018	19.122	23.120							
7	10:33:00.838	1:05.328	+0.090	23.017	19.124	23.187							
8	10:35:09.355	2:08.517	+1:03.279	22.741	19.122	1:26.654							
<b>(119) Taymour Kermanshahchi</b>													
1	10:26:00.636	1:06.060	+0.794	23.251	19.434	23.375							
2	10:27:06.133	1:05.497	+0.231	22.856	19.365	23.276							
3	10:28:11.742	1:05.609	+0.343	22.785	19.214	23.610							
4	10:29:17.008	1:05.266		22.784	19.260	23.222							
5	10:33:16.061	3:59.053	+2:53.787	22.706	19.226	3:17.121							
6	10:34:22.254	1:06.193	+0.927	23.565	19.192	23.436							
7	10:35:27.530	1:05.276	+0.010	22.711	19.250	23.315							



# Rotax Euro Challenge 2014 Salbris/France

Rotax Juniors

Salbris 1,495 Km

Free Practice 2

05.09.2014 11:20

Practice (15:00 Time) started at 11:22:13

Pos	No.	Name	Nat.	Chassis	Race Team	Laps	Best Tm	Diff	Gap	In Lap	km/h
1	8	Thomas Preining	AUT	FA Kart	Team TKP	9	1:03.125			9	85,259
2	26	Finlay Hutchison	GBR	Alonso	Dan Holland Racing	10	1:03.125			10	85,259
3	86	Marcus Armstrong	NZL	Alonso	Dan Holland Racing	8	1:03.142	0.017	0.017	8	85,236
4	88	Mick Wishofer	AUT	Birel	KMS - Birel Motorsport	9	1:03.225	0.100	0.083	9	85,125
5	95	Dean MacDonald	GBR	Tonykart	Strawberry Racing	9	1:03.232	0.107	0.007	9	85,115
6	16	Jean-Baptiste Simmen	FRA	Tonykart	Jana Racing	10	1:03.240	0.115	0.008	10	85,104
7	49	Dave Wooder	GBR	Alonso	Dan Holland Racing	8	1:03.276	0.151	0.036	7	85,056
8	87	Nicolas Schoell	AUT	Alonso	Dan Holland Racing	10	1:03.350	0.225	0.074	10	84,957
9	62	Richard Veschoor	NLD	FA Kart	Team TKP	10	1:03.356	0.231	0.006	9	84,949
10	77	Lluc Ibanez	ESP	Kosmic	Binakart	9	1:03.362	0.237	0.006	9	84,941
11	36	Alex Quinn	GBR	Tonykart	Coles Racing	10	1:03.390	0.265	0.028	8	84,903
12	94	Max Hofer	AUT	FA Kart	Team TKP	10	1:03.391	0.266	0.001	9	84,902
13	103	Gianfranco Mazzaferro	CAN	Alonso	Dan Holland Racing	8	1:03.431	0.306	0.040	8	84,848
14	17	Louis-Ferdinand Simm	FRA	Tonykart	Jana Racing	8	1:03.455	0.330	0.024	8	84,816
15	5	Max Timmermans	BEL	Tonykart	Strawberry Racing	12	1:03.467	0.342	0.012	12	84,800
16	33	Jack McCarthy	GBR	Tonykart	Strawberry Racing	9	1:03.487	0.362	0.020	5	84,773
17	65	Emilien Carde	FRA	Kosmic	Matec Competition	7	1:03.527	0.402	0.040	6	84,720
18	53	Marta Garcia	ESP	Zanardi	MGL Racing Xtreme	11	1:03.542	0.417	0.015	11	84,700
19	43	Enzo Coursimault	FRA	Kosmic	PKS	8	1:03.563	0.438	0.021	6	84,672
20	93	Michael McCarthy	USA	Birel	KMS - Birel Motorsport	11	1:03.582	0.457	0.019	11	84,647
21	46	Perdana Minang	IDN	tonykart	Aim Motorsport/RedWhite F	10	1:03.646	0.521	0.064	10	84,561
22	58	Dzianis Slavinski	BLR	Tonykart	M-Racing	12	1:03.674	0.549	0.028	11	84,524
23	32	Jordan Brown-Nutley	GBR	Tonykart	Coles Racing	10	1:03.716	0.591	0.042	10	84,469
24	90	Adrien Renaudin	FRA	Sodikart	KPR	10	1:03.751	0.626	0.035	6	84,422
25	106	Ayrton Simmons	GBR	Tonykart	Coles Racing	10	1:03.821	0.696	0.070	8	84,330
26	121	Nazim Azman	MYS	Kosmic	Aim Motorsport	10	1:03.905	0.780	0.084	7	84,219
27	112	Adam Haikal	MYS	FA Kart	Team TKP	8	1:03.964	0.839	0.059	7	84,141
28	31	Daniel Louko	FIN	Tonykart	MPT Racing	13	1:04.004	0.879	0.040	13	84,088
29	89	Matthew Solarczyk	USA	Birel	KMS - Birel Motorsport	13	1:04.031	0.906	0.027	13	84,053
30	35	Ido Cohen	ISR	Tonykart	Protrain Racing	4	1:04.041	0.916	0.010	4	84,040
31	22	Jakub Bezel	CZE	MS Kart	MS Kart Racing Team	13	1:04.048	0.923	0.007	12	84,031
32	24	Dennis Mavlanov	RUS		Daems Racing	10	1:04.181	1.056	0.133	10	83,857
33	60	Mauricio Van der Laan	ESP	Intrepid	Intrepid Driver Program	9	1:04.209	1.084	0.028	9	83,820
34	110	Keanon Santoso	IDN	Gillard	PDB Racing Team	10	1:04.221	1.096	0.012	7	83,804
35	119	Taymour Kermanshahc	UAE	Tonykart	Msport Karting	9	1:04.221	1.096		9	83,804
36	120	Sacha Fenestraz	FRA	Tonykart	Malevaut Sport	10	1:04.319	1.194	0.098	9	83,677
37	118	Ben Scott	GBR	Flandria Kart	Flandria Competition Kart	13	1:04.596	1.471	0.277	11	83,318

Timekeeping M. Wagner:



Clerk of the course Thomas Lainer:

Steward Horst Seidel:

Chief Scrutineer Paul Klaassen:

[www.mylaps.com](http://www.mylaps.com)

Licensed to: Motorsport Events









Rotax Euro Challenge 2014 Salbris/France

Rotax Juniors

Salbris 1,495 Km

Free Practice 2

05.09.2014 11:20

Practice (15:00 Time) started at 11:22:13

Table with 7 columns: Lap, Time of Day, Lap Tm, Diff, S1 Tm, S2 Tm, S3 Tm. Driver: (90) Adrien Renaudin. Lap 1: 11:28:25.430, 1:05.302, +1.551, 22.995, 19.239, 23.068.

Table with 7 columns: Lap, Time of Day, Lap Tm, Diff, S1 Tm, S2 Tm, S3 Tm. Driver: (106) Ayrton Simmons. Lap 1: 11:28:32.366, 1:07.003, +3.182, 23.129, 20.301, 23.573.

Table with 7 columns: Lap, Time of Day, Lap Tm, Diff, S1 Tm, S2 Tm, S3 Tm. Driver: (121) Nazim Azman. Lap 1: 11:28:33.991, 1:06.436, +2.531, 23.096, 19.321, 24.019.

Table with 7 columns: Lap, Time of Day, Lap Tm, Diff, S1 Tm, S2 Tm, S3 Tm. Driver: (112) Adam Haikal. Lap 1: 11:28:27.104, 1:05.440, +1.476, 22.756, 19.162, 23.522.

Table with 7 columns: Lap, Time of Day, Lap Tm, Diff, S1 Tm, S2 Tm, S3 Tm. Driver: (31) Daniel Louko. Lap 1: 11:25:01.748, 1:05.452, +1.448, 22.983, 19.188, 23.281.

Table with 7 columns: Lap, Time of Day, Lap Tm, Diff, S1 Tm, S2 Tm, S3 Tm. Driver: (89) Matthew Solarczyk. Lap 1: 11:24:59.117, 1:05.297, +1.266, 22.887, 19.166, 23.244.

Table with 7 columns: Lap, Time of Day, Lap Tm, Diff, S1 Tm, S2 Tm, S3 Tm. Driver: (35) Ido Cohen. Lap 4: 11:28:13.294, 1:04.674, +0.643, 22.426, 19.069, 23.179.

Table with 7 columns: Lap, Time of Day, Lap Tm, Diff, S1 Tm, S2 Tm, S3 Tm. Driver: (22) Jakub Bezel. Lap 1: 11:25:01.192, 1:05.958, +1.910, 23.271, 19.345, 23.342.

Table with 7 columns: Lap, Time of Day, Lap Tm, Diff, S1 Tm, S2 Tm, S3 Tm. Driver: (24) Dennis Mavlanov. Lap 1: 11:24:59.289, 1:05.016, +0.835, 22.708, 19.138, 23.170.

Table with 7 columns: Lap, Time of Day, Lap Tm, Diff, S1 Tm, S2 Tm, S3 Tm. Driver: (60) Mauricio Van der Laan. Lap 1: 11:24:55.500, 1:09.065, +4.856, 26.668, 19.133, 23.264.

Table with 7 columns: Lap, Time of Day, Lap Tm, Diff, S1 Tm, S2 Tm, S3 Tm. Driver: (110) Keanon Santos. Lap 1: 11:24:55.218, 1:07.629, +3.408, 24.388, 19.795, 23.446.





# Rotax Euro Challenge 2014 Salbris/France

Rotax Juniors

Salbris 1,495 Km

Free Practice 2

05.09.2014 11:20

Practice (15:00 Time) started at 11:22:13

Lap	Time of Day	Lap Tm	Diff	S1 Tm	S2 Tm	S3 Tm	Lap	Time of Day	Lap Tm	Diff	S1 Tm	S2 Tm	S3 Tm
(119) Taymour Kermanshahchi													
1	11:27:26.270	<b>1:08.667</b>	+4.446	25.531	19.401	23.735							
2	11:28:31.912	<b>1:05.642</b>	+1.421	22.632	19.349	23.661							
3	11:29:37.401	<b>1:05.489</b>	+1.268	22.893	19.253	23.343							
4	11:30:42.231	<b>1:04.830</b>	+0.609	22.520	19.132	23.178							
5	11:33:27.716	<b>2:45.485</b>	+1:41.264	22.673	19.125	2:03.687							
6	11:34:38.916	<b>1:11.200</b>	+6.979	25.233	22.226	23.741							
7	11:35:44.983	<b>1:06.067</b>	+1.846	22.448	19.855	23.764							
8	11:36:49.543	<b>1:04.560</b>	+0.339	<b>22.213</b>	19.176	23.171							
9	11:37:53.764	<b>1:04.221</b>		22.355	<b>18.927</b>	<b>22.939</b>							

(120) Sacha Fenestraz													
1	11:28:25.872	<b>1:05.440</b>	+1.121	22.917	19.295	23.228							
2	11:29:30.975	<b>1:05.103</b>	+0.784	22.417	19.513	23.173							
3	11:30:35.824	<b>1:04.849</b>	+0.530	22.471	19.343	23.035							
4	11:31:40.321	<b>1:04.497</b>	+0.178	22.292	19.096	23.109							
5	11:32:46.081	<b>1:05.760</b>	+1.441	22.325	20.172	23.263							
6	11:33:50.639	<b>1:04.558</b>	+0.239	22.387	19.078	23.093							
7	11:34:55.075	<b>1:04.436</b>	+0.117	22.255	19.111	23.070							
8	11:35:59.514	<b>1:04.439</b>	+0.120	22.254	19.128	23.057							
9	11:37:03.833	<b>1:04.319</b>		<b>22.216</b>	19.090	<b>23.013</b>							
10	11:38:08.186	<b>1:04.353</b>	+0.034	22.228	<b>19.047</b>	23.078							

(118) Ben Scott													
1	11:24:11.566	<b>1:06.242</b>	+1.646	23.327	19.428	23.487							
2	11:25:17.466	<b>1:05.900</b>	+1.304	23.191	19.278	23.431							
3	11:26:23.171	<b>1:05.705</b>	+1.109	23.059	19.308	23.338							
4	11:27:29.468	<b>1:06.297</b>	+1.701	22.935	19.169	24.193							
5	11:28:34.989	<b>1:05.521</b>	+0.925	23.062	19.252	23.207							
6	11:29:40.374	<b>1:05.385</b>	+0.789	22.686	19.304	23.395							
7	11:30:45.314	<b>1:04.940</b>	+0.344	22.698	19.136	23.106							
8	11:31:50.305	<b>1:04.991</b>	+0.395	22.680	19.202	23.109							
9	11:32:55.298	<b>1:04.993</b>	+0.397	22.611	19.227	23.155							
10	11:34:00.090	<b>1:04.792</b>	+0.196	22.650	19.084	23.058							
11	11:35:04.686	<b>1:04.596</b>		22.569	<b>19.040</b>	22.987							
12	11:36:09.563	<b>1:04.877</b>	+0.281	22.568	19.219	23.090							
13	11:37:14.172	<b>1:04.609</b>	+0.013	<b>22.551</b>	19.075	<b>22.983</b>							



# Rotax Euro Challenge 2014 Salbris/France

Rotax Juniors

Salbris 1,495 Km

Qualifying Practice Group J1

05.09.2014 14:20

Qualifying (10:00 Time) started at 14:20:00

Pos	No.	Name	Nat.	Chassis	Race Team	Laps	Best Tm	Diff	Gap	In Lap	km/h
1	5	Max Timmermans	BEL	Tonykart	Strawberry Racing	7	1:02.982			7	85,453
2	36	Alex Quinn	GBR	Tonykart	Coles Racing	7	1:03.048	0.066	0.066	7	85,364
3	33	Jack McCarthy	GBR	Tonykart	Strawberry Racing	7	1:03.220	0.238	0.172	7	85,131
4	88	Mick Wishofer	AUT	Birel	KMS - Birel Motorsport	7	1:03.247	0.265	0.027	7	85,095
5	49	Dave Wooder	GBR	Alonso	Dan Holland Racing	7	1:03.265	0.283	0.018	7	85,071
6	31	Daniel Louko	FIN	Tonykart	MPT Racing	8	1:03.337	0.355	0.072	8	84,974
7	90	Adrien Renaudin	FRA	Sodikart	KPR	7	1:03.418	0.436	0.081	6	84,865
8	94	Max Hofer	AUT	FA Kart	Team TKP	7	1:03.494	0.512	0.076	7	84,764
9	26	Finlay Hutchison	GBR	Alonso	Dan Holland Racing	7	1:03.521	0.539	0.027	7	84,728
10	103	Gianfranco Mazzaferro	CAN	Alonso	Dan Holland Racing	7	1:03.573	0.591	0.052	7	84,659
11	87	Nicolas Schoell	AUT	Alonso	Dan Holland Racing	7	1:03.662	0.680	0.089	5	84,540
12	106	Ayrton Simmons	GBR	Tonykart	Coles Racing	7	1:03.681	0.699	0.019	6	84,515
13	65	Emilien Carde	FRA	Kosmic	Matec Competition	7	1:03.734	0.752	0.053	7	84,445
14	120	Sacha Fenestraz	FRA	Tonykart	Malevaut Sport	7	1:03.759	0.777	0.025	7	84,412
15	22	Jakub Bezel	CZE	MS Kart	MS Kart Racing Team	7	1:03.816	0.834	0.057	7	84,336
16	89	Matthew Solarczyk	USA	Birel	KMS - Birel Motorsport	7	1:03.823	0.841	0.007	6	84,327
17	35	Ido Cohen	ISR	Tonykart	Protrain Racing	7	1:03.918	0.936	0.095	7	84,202
18	119	Taymour Kermanshahchi	UAE	Tonykart	Msport Karting	7	1:03.939	0.957	0.021	6	84,174
19	110	Keanon Santoso	IDN	Gillard	PDB Racing Team	7	1:04.348	1.366	0.409	6	83,639

## Announcements

These results are provisional until the conclusion of any judicial and technical matters!





# Rotax Euro Challenge 2014 Salbris/France

Rotax Juniors

Salbris 1,495 Km

Qualifying Practice Group J1

05.09.2014 14:20

Qualifying (10:00 Time) started at 14:20:00

Lap	Time of Day	Lap Tm	Diff	S1 Tm	S2 Tm	S3 Tm	Lap	Time of Day	Lap Tm	Diff	S1 Tm	S2 Tm	S3 Tm
4	14:27:05.838	<b>1:04.738</b>	+0.922	22.434	19.325	22.979							
5	14:28:10.005	<b>1:04.167</b>	+0.351	22.284	18.990	22.893							
6	14:29:14.311	<b>1:04.306</b>	+0.490	22.163	19.181	22.962							
7	14:30:18.127	<b>1:03.816</b>		<b>22.074</b>	<b>18.877</b>	<b>22.865</b>							

(89) Matthew Solarczyk

1	14:24:02.395	<b>1:14.646</b>	+10.823	28.918	19.247	26.481
2	14:25:14.327	<b>1:11.932</b>	+8.109	25.156	23.070	23.706
3	14:26:20.610	<b>1:06.283</b>	+2.460	23.964	19.131	23.188
4	14:27:24.754	<b>1:04.144</b>	+0.321	22.243	18.979	22.922
5	14:28:28.784	<b>1:04.030</b>	+0.207	22.157	18.817	23.056
6	14:29:32.607	<b>1:03.823</b>		22.259	<b>18.814</b>	<b>22.750</b>
7	14:30:36.874	<b>1:04.267</b>	+0.444	<b>22.068</b>	19.146	23.053

(35) Ido Cohen

1	14:23:52.312	<b>1:08.518</b>	+4.600	25.739	19.270	23.509
2	14:24:57.611	<b>1:05.299</b>	+1.381	22.954	19.163	23.182
3	14:26:02.165	<b>1:04.554</b>	+0.636	22.378	19.058	23.118
4	14:27:06.260	<b>1:04.095</b>	+0.177	22.139	18.989	22.967
5	14:28:10.240	<b>1:03.980</b>	+0.062	<b>22.121</b>	18.945	22.914
6	14:29:14.481	<b>1:04.241</b>	+0.323	22.243	18.975	23.023
7	14:30:18.399	<b>1:03.918</b>		22.233	<b>18.857</b>	<b>22.828</b>

(119) Taymour Kermanshahchi

1	14:24:02.965	<b>1:16.606</b>	+12.667	27.131	19.604	29.871
2	14:25:15.689	<b>1:12.724</b>	+8.785	23.664	20.662	28.398
3	14:26:21.827	<b>1:06.138</b>	+2.199	23.167	19.812	23.159
4	14:27:26.196	<b>1:04.369</b>	+0.430	22.352	19.028	22.989
5	14:28:30.177	<b>1:03.981</b>	+0.042	22.266	<b>18.864</b>	22.851
6	14:29:34.116	<b>1:03.939</b>		<b>22.160</b>	18.976	<b>22.803</b>
7	14:30:38.295	<b>1:04.179</b>	+0.240	22.169	19.147	22.863

(110) Keanon Santoso

1	14:23:50.804	<b>1:07.865</b>	+3.517	24.421	19.550	23.894
2	14:24:55.692	<b>1:04.888</b>	+0.540	22.527	19.149	23.212
3	14:26:00.465	<b>1:04.773</b>	+0.425	22.524	19.082	23.167
4	14:27:04.868	<b>1:04.403</b>	+0.055	22.295	19.073	23.035
5	14:28:09.794	<b>1:04.926</b>	+0.578	22.574	19.424	22.928
6	14:29:14.142	<b>1:04.348</b>		<b>22.184</b>	19.050	23.114
7	14:30:18.881	<b>1:04.739</b>	+0.391	23.109	<b>18.824</b>	<b>22.806</b>



# Rotax Euro Challenge 2014 Salbris/France

Rotax Juniors

Salbris 1,495 Km

Qualifying Practice Group J2

05.09.2014 14:40

Qualifying (10:00 Time) started at 14:40:00

Pos	No.	Name	Nat.	Chassis	Race Team	Laps	Best Tm	Diff	Gap	In Lap	km/h
1	8	Thomas Preining	AUT	FA Kart	Team TKP	6	1:02.909			4	85,552
2	95	Dean MacDonald	GBR	Tonykart	Strawberry Racing	6	1:03.190	0.281	0.281	5	85,172
3	16	Jean-Baptiste Simmenau	FRA	Tonykart	Jana Racing	7	1:03.197	0.288	0.007	4	85,162
4	86	Marcus Armstrong	NZL	Alonso	Dan Holland Racing	6	1:03.221	0.312	0.024	5	85,130
5	62	Richard Veschoor	NLD	FA Kart	Team TKP	7	1:03.221	0.312		7	85,130
6	60	Mauricio Van der Laan	ESP	Intrepid	Intrepid Driver Program	7	1:03.247	0.338	0.026	4	85,095
7	53	Marta Garcia	ESP	Zanardi	MGL Racing Xtreme	7	1:03.361	0.452	0.114	7	84,942
8	17	Louis-Ferdinand Simmena	FRA	Tonykart	Jana Racing	6	1:03.365	0.456	0.004	4	84,936
9	46	Perdana Minang	IDN	tonykart	Aim Motorsport/RedWhite F	7	1:03.388	0.479	0.023	6	84,906
10	77	Lluc Ibanez	ESP	Kosmic	Binakart	7	1:03.400	0.491	0.012	7	84,890
11	32	Jordan Brown-Nutley	GBR	Tonykart	Coles Racing	6	1:03.436	0.527	0.036	4	84,841
12	93	Michael McCarthy	USA	Birel	KMS - Birel Motorsport	7	1:03.501	0.592	0.065	7	84,755
13	58	Dzianis Slavinski	BLR	Tonykart	M-Racing	7	1:03.503	0.594	0.002	5	84,752
14	112	Adam Haikal	MYS	FA Kart	Team TKP	7	1:03.640	0.731	0.137	6	84,569
15	118	Ben Scott	GBR	Flandria Kart	Flandria Competition Kart	7	1:03.669	0.760	0.029	6	84,531
16	121	Nazim Azman	MYS	Kosmic	Aim Motorsport	7	1:03.714	0.805	0.045	7	84,471
17	24	Dennis Mavlanov	RUS		Daems Racing	7	1:03.765	0.856	0.051	5	84,404

**Not classified**

DNS	43	Enzo Coursimault	FRA	Kosmic	PKS					0	-
-----	----	------------------	-----	--------	-----	--	--	--	--	---	---

**Announcements**

These results are provisional until the conclusion of any judicial and technical matters!

Timekeeping M. Wagner:

Clerk of the course Thomas Lainer:

Steward Horst Seidel:

Chief Scrutineer Paul Klaassen:

[www.mylaps.com](http://www.mylaps.com)

Printed: 05.09.2014 14:51:58

posted at: h

Licensed to: Motorsport Events





# Rotax Euro Challenge 2014 Salbris/France

Rotax Juniors

Salbris 1,495 Km

Qualifying Practice Group J2

05.09.2014 14:40

Qualifying (10:00 Time) started at 14:40:00

Lap	Time of Day	Lap Tm	Diff	S1 Tm	S2 Tm	S3 Tm	Lap	Time of Day	Lap Tm	Diff	S1 Tm	S2 Tm	S3 Tm
1	14:44:11.070	<b>1:19.282</b>	+15.568	36.266	19.862	23.154							
2	14:45:15.595	<b>1:04.525</b>	+0.811	22.430	19.180	22.915							
3	14:46:19.388	<b>1:03.793</b>	+0.079	<b>22.071</b>	18.889	22.833							
4	14:47:28.857	<b>1:09.469</b>	+5.755	23.169	21.817	24.483							
5	14:48:38.288	<b>1:09.431</b>	+5.717	22.720	20.801	25.910							
6	14:49:45.848	<b>1:07.560</b>	+3.846	23.443	20.889	23.228							
7	14:50:49.562	<b>1:03.714</b>		22.102	<b>18.886</b>	<b>22.726</b>							

(24) Dennis Mavlanov

1	14:43:29.380	<b>1:06.179</b>	+2.414	23.796	19.208	23.175
2	14:44:36.289	<b>1:06.909</b>	+3.144	22.633	20.751	23.525
3	14:45:40.408	<b>1:04.119</b>	+0.354	22.340	18.942	22.837
4	14:46:44.376	<b>1:03.968</b>	+0.203	22.271	18.928	22.769
5	14:47:48.141	<b>1:03.765</b>		<b>22.052</b>	<b>18.806</b>	22.907
6	14:48:53.092	<b>1:04.951</b>	+1.186	23.403	18.818	<b>22.730</b>
7	14:50:02.981	<b>1:09.889</b>	+6.124	22.129	21.799	25.961





# Rotax Euro Challenge 2014 Salbris/France

Rotax Juniors

Salbris 1,495 Km

Total result Qualifying Group J1 / J2

Pos	No.	Name	Nat.	Chassis	Race Team	Total Best Tm	Diff	QJ1 Best Tm	QJ2 Best Tm
1	8	Thomas Preining	AUT	FA Kart	Team TKP	1:02.909			1:02.909
2	5	Max Timmermans	BEL	Tonykart	Strawberry Racing	1:02.982	0.073	1:02.982	
3	36	Alex Quinn	GBR	Tonykart	Coles Racing	1:03.048	0.139	1:03.048	
4	95	Dean MacDonald	GBR	Tonykart	Strawberry Racing	1:03.190	0.281		1:03.190
5	16	Jean-Baptiste Simmenauer	FRA	Tonykart	Jana Racing	1:03.197	0.288		1:03.197
6	33	Jack McCarthy	GBR	Tonykart	Strawberry Racing	1:03.220	0.311	1:03.220	
7	86	Marcus Armstrong	NZL	Alonso	Dan Holland Racing	1:03.221	0.312		1:03.221
8	62	Richard Veschoor	NLD	FA Kart	Team TKP	1:03.221	0.312		1:03.221
9	88	Mick Wishofer	AUT	Birel	KMS - Birel Motorsport	1:03.247	0.338	1:03.247	
10	60	Mauricio Van der Laan	ESP	Intrepid	Intrepid Driver Program	1:03.247	0.338		1:03.247
11	49	Dave Wooder	GBR	Alonso	Dan Holland Racing	1:03.265	0.356	1:03.265	
12	31	Daniel Louko	FIN	Tonykart	MPT Racing	1:03.337	0.428	1:03.337	
13	53	Marta Garcia	ESP	Zanardi	MGL Racing Xtreme	1:03.361	0.452		1:03.361
14	17	Louis-Ferdinand Simmenauer	FRA	Tonykart	Jana Racing	1:03.365	0.456		1:03.365
15	46	Perdana Minang	IDN	tonykart	Aim Motorsport/RedWhite Racing	1:03.388	0.479		1:03.388
16	77	Lluc Ibanez	ESP	Kosmic	Binakart	1:03.400	0.491		1:03.400
17	90	Adrien Renaudin	FRA	Sodikart	KPR	1:03.418	0.509	1:03.418	
18	32	Jordan Brown-Nutley	GBR	Tonykart	Coles Racing	1:03.436	0.527		1:03.436
19	94	Max Hofer	AUT	FA Kart	Team TKP	1:03.494	0.585	1:03.494	
20	93	Michael McCarthy	USA	Birel	KMS - Birel Motorsport	1:03.501	0.592		1:03.501
21	58	Dzianis Slavinski	BLR	Tonykart	M-Racing	1:03.503	0.594		1:03.503
22	26	Finlay Hutchison	GBR	Alonso	Dan Holland Racing	1:03.521	0.612	1:03.521	
23	103	Gianfranco Mazzaferro	CAN	Alonso	Dan Holland Racing	1:03.573	0.664	1:03.573	
24	112	Adam Haikal	MYS	FA Kart	Team TKP	1:03.640	0.731		1:03.640
25	87	Nicolas Schoell	AUT	Alonso	Dan Holland Racing	1:03.662	0.753	1:03.662	
26	118	Ben Scott	GBR	Flandria Kart	Flandria Competition Kart	1:03.669	0.760		1:03.669
27	106	Ayrton Simmons	GBR	Tonykart	Coles Racing	1:03.681	0.772	1:03.681	
28	121	Nazim Azman	MYS	Kosmic	Aim Motorsport	1:03.714	0.805		1:03.714
29	65	Emilien Carde	FRA	Kosmic	Matec Competition	1:03.734	0.825	1:03.734	
30	120	Sacha Fenestraz	FRA	Tonykart	Malevaut Sport	1:03.759	0.850	1:03.759	
31	24	Dennis Mavlanov	RUS		Daems Racing	1:03.765	0.856		1:03.765
32	22	Jakub Bezel	CZE	MS Kart	MS Kart Racing Team	1:03.816	0.907	1:03.816	
33	89	Matthew Solarczyk	USA	Birel	KMS - Birel Motorsport	1:03.823	0.914	1:03.823	
34	35	Ido Cohen	ISR	Tonykart	Protrain Racing	1:03.918	1.009	1:03.918	
35	119	Taymour Kermanshahchi	UAE	Tonykart	Msport Karting	1:03.939	1.030	1:03.939	
36	110	Keanon Santoso	IDN	Gillard	PDB Racing Team	1:04.348	1.439	1:04.348	
DNS	43	Enzo Coursimault	FRA	Kosmic	PKS				

## Announcements

These results are provisional until the conclusion of any judicial and technical matters!

Timekeeping M. Wagner:

Clerk of the course Thomas Lainer:

Steward Horst Seidel:

Chief Scrutineer Paul Klaassen:

[www.mylaps.com](http://www.mylaps.com)

Licensed to: Motorsport Events

Printed: 05.09.2014 15:28:08

posted at:

h

# Heat organization Rotax Euro Challenge Salbris / France Juniors Group A

Group	Pos	No.	Firstname	Lastname	Class	Overall BestTm
Group A	1	8	Thomas	Preining	Juniors	1:02.909
Group A	5	16	Jean-Baptiste	Simmenauer	Juniors	1:03.197
Group A	9	88	Mick	Wishofer	Juniors	1:03.247
Group A	13	53	Marta	Garcia	Juniors	1:03.361
Group A	17	90	Adrien	Renaudin	Juniors	1:03.418
Group A	21	58	Dzianis	Slavinski	Juniors	1:03.503
Group A	25	87	Nicolas	Schoell	Juniors	1:03.662
Group A	29	65	Emilien	Carde	Juniors	1:03.734
Group A	33	89	Matthew	Solarczyk	Juniors	1:03.823
Group A	37	43	Enzo	Coursimault	Juniors	DNS



Clerk of the course Thomas Lainer:

Stewards (Chairman) Horst Seidel:

Scrutineer Paul Klaassen:

Timekeeping M. Wagner:

Printed: 05.09.2014 15:33

Posted at: h

**Heat organization  
Rotax Euro Challenge  
Salbris / France  
Juniors Group B**

Group	Pos	No.	Firstname	Lastname	Class	Overall BestTm
Group B	2	5	Max	Timmermans	Juniors	1:02.982
Group B	6	33	Jack	McCarthy	Juniors	1:03.220
Group B	10	60	Mauricio	Van der Laan	Juniors	1:03.247
Group B	14	17	Louis-Ferdinand	Simmenauer	Juniors	1:03.365
Group B	18	32	Jordan	Brown-Nutley	Juniors	1:03.436
Group B	22	26	Finlay	Hutchison	Juniors	1:03.521
Group B	26	118	Ben	Scott	Juniors	1:03.669
Group B	30	120	Sacha	Fenestraz	Juniors	1:03.759
Group B	34	35	Ido	Cohen	Juniors	1:03.918



Clerk of the course Thomas Lainer:

Stewards (Chairman) Horst Seidel:

Scrutineer Paul Klaassen:

Timekeeping M. Wagner:

Printed: 05.09.2014 15:33

Posted at: h

## Heat organization Rotax Euro Challenge Salbris / France Juniors Group C

Group	Pos	No.	Firstname	Lastname	Class	Overall BestTm
Group C	3	36	Alex	Quinn	Juniors	1:03.048
Group C	7	86	Marcus	Armstrong	Juniors	1:03.221
Group C	11	49	Dave	Wooder	Juniors	1:03.265
Group C	15	46	Perdana	Minang	Juniors	1:03.388
Group C	19	94	Max	Hofer	Juniors	1:03.494
Group C	23	103	Gianfranco	Mazzaferro	Juniors	1:03.573
Group C	27	106	Ayrton	Simmons	Juniors	1:03.681
Group C	31	24	Dennis	Mavlanov	Juniors	1:03.765
Group C	35	119	Taymour	Kermanshahchi	Juniors	1:03.939



Clerk of the course Thomas Lainer:

Stewards (Chairman) Horst Seidel:

Scrutineer Paul Klaassen:

Timekeeping M. Wagner:

Printed: 05.09.2014 15:33

posted at: h

## Heat organization Rotax Euro Challenge Salbris / France Juniors Group D

Group	Pos	No.	Firstname	Lastname	Class	Overall BestTm
Group D	4	95	Dean	MacDonald	Juniors	1:03.190
Group D	8	62	Richard	Veschoor	Juniors	1:03.221
Group D	12	31	Daniel	Louko	Juniors	1:03.337
Group D	16	77	Lluc	Ibanez	Juniors	1:03.400
Group D	20	93	Michael	McCarthy	Juniors	1:03.501
Group D	24	112	Adam	Haikal	Juniors	1:03.640
Group D	28	121	Nazim	Azman	Juniors	1:03.714
Group D	32	22	Jakub	Bezel	Juniors	1:03.816
Group D	36	110	Keanon	Santoso	Juniors	1:04.348



Clerk of the course Thomas Lainer:

Stewards (Chairman) Horst Seidel:

Scrutineer Paul Klaassen:

Timekeeping M. Wagner:

Printed: 05.09.2014 15:33

posted at: h

Rotax Euro Challenge  
Class: Juniors  
Date/Time: 06.09.2014 10:20

Track: Salbris / France  
Heat: Race 1 Qualifying Heat 1 A+B  
Laps: 7

Edition 1

	18	
35		36
	17	
33		34
	16	
31		32
	15	
29		30
	14	
27		28
	13	
25		26
	12	
23		24
	11	
21		22
Enzo Coursimault	43	Group A DNS
	19	
Matthew Solarczyk	89	Group A 1:03.823
	17	
Emilien Carde	65	Group A 1:03.734
	15	
Nicolas Schoell	87	Group A 1:03.662
	13	
Dzianis Slavinski	58	Group A 1:03.503
	11	
Adrien Renaudin	90	Group A 1:03.418
	9	
Marta Garcia	53	Group A 1:03.361
	7	
Mick Wishofer	88	Group A 1:03.247
	5	
Jean-Baptiste Simmenauer	16	Group A 1:03.197
	3	
Thomas Preining	8	Group A 1:02.909
	1	
	18	
	17	
	16	
	15	
	14	
	13	
	12	
	11	
	10	
	9	
	8	
	7	
	6	
	5	
	4	
	3	
	2	
	1	
	20	
Ido Cohen	35	Group B 1:03.918
	18	
Sacha Fenestraz	120	Group B 1:03.759
	16	
Ben Scott	118	Group B 1:03.669
	14	
Finlay Hutchison	26	Group B 1:03.521
	12	
Jordan Brown-Nutley	32	Group B 1:03.436
	10	
Louis-Ferdinand Simmenauer	17	Group B 1:03.365
	8	
Mauricio Van der Laan	60	Group B 1:03.247
	6	
Jack McCarthy	33	Group B 1:03.220
	4	
Max Timmermans	5	Group B 1:02.982
	2	

Pole Position

Clerk of the course Thomas Lainer:  
Stewards (Chairman) Horst Seidel:

Scrutineer Paul Klaassen:  
Timekeeping M. Wagner:

Rotax Euro Challenge  
Class: Juniors  
Date/Time: 06.09.2014 10:40

Track: Salbris / France  
Heat: Race 2 Qualifying Heat 2 C+D  
Laps: 7

Edition 1

	35	18		36
	33	17		34
	31	16		32
	29	15		30
	27	14		28
	25	13		26
	23	12		24
	21	11		22
	19	10		20
Taymour Kermanshahchi	119	9	Keanon Santoso	110
	17			18
Dennis Mavlanov	24	8	Jakub Bezel	22
	15			16
Ayrton Simmons	106	7	Nazim Azman	121
	13			14
Gianfranco Mazzaferro	103	6	Adam Haikal	112
	11			12
Max Hofer	94	5	Michael McCarthy	93
	9			10
Perdana Minang	46	4	Lluc Ibanez	77
	7			8
Dave Wooder	49	3	Daniel Louko	31
	5			6
Marcus Armstrong	86	2	Richard Veschoor	62
	3			4
Alex Quinn	36	1	Dean MacDonald	95
	1	Row		2

Pole Position

Clerk of the course Thomas Lainer:  
Stewards (Chairman) Horst Seidel:

Scrutineer Paul Klaassen:  
Timekeeping M. Wagner:



Rotax Euro Challenge  
Class: Juniors  
Date/Time: 06.09.2014 16:00

Track: Salbris / France  
Heat: Race 12 Qualifying Heat 6 B+C  
Laps: 7

Edition 1

			18	
	35			36
			17	
	33			34
			16	
	31			32
			15	
	29			30
			14	
	27			28
			13	
	25			26
			12	
	23			24
			11	
	21			22
			10	
	19			20
Ido Cohen	<b>35</b>	Group B 1:03.918	9	Taymour Kermanshahchi <b>119</b> 18 Group C 1:03.939
	17			
Sacha Fenestraz	<b>120</b>	Group B 1:03.759	8	Dennis Mavlanov <b>24</b> 16 Group C 1:03.765
	15			
Ben Scott	<b>118</b>	Group B 1:03.669	7	Ayrton Simmons <b>106</b> 14 Group C 1:03.681
	13			
Finlay Hutchison	<b>26</b>	Group B 1:03.521	6	Gianfranco Mazzaferro <b>103</b> 12 Group C 1:03.573
	11			
Jordan Brown-Nutley	<b>32</b>	Group B 1:03.436	5	Max Hofer <b>94</b> 10 Group C 1:03.494
	9			
Louis-Ferdinand Simmenauer	<b>17</b>	Group B 1:03.365	4	Perdana Minang <b>46</b> 8 Group C 1:03.388
	7			
Mauricio Van der Laan	<b>60</b>	Group B 1:03.247	3	Dave Wooder <b>49</b> 6 Group C 1:03.265
	5			
Jack McCarthy	<b>33</b>	Group B 1:03.220	2	Marcus Armstrong <b>86</b> 4 Group C 1:03.221
	3			
Max Timmermans	<b>5</b>	Group B 1:02.982	1	Alex Quinn <b>36</b> 2 Group C 1:03.048
	1		Row	

Pole Position

Clerk of the course Thomas Lainer:  
Stewards (Chairman) Horst Seidel:

Scrutineer Paul Klaassen:  
Timekeeping M. Wagner:



Rotax Euro Challenge  
 Class: Juniors  
 Date/Time: 06.09.2014 15:40

Track: Salbris / France  
 Heat: Race 11 Qualifying Heat 5 A+D  
 Laps: 7

Edition 1

	18	
35		36
	17	
33		34
	16	
31		32
	15	
29		30
	14	
27		28
	13	
25		26
	12	
23		24
	11	
21		22
Enzo Coursimault	10	Group A DNS
43		20
19		
Matthew Solarczyk	9	Group A 1:03.823
89		Keanon Santoso
17		Group D 1:04.348
110		18
Emilien Carde	8	Group A 1:03.734
65		Jakub Bezel
15		Group D 1:03.816
22		16
Nicolas Schoell	7	Group A 1:03.662
87		Nazim Azman
13		Group D 1:03.714
121		14
Dzianis Slavinski	6	Group A 1:03.503
58		Adam Haikal
11		Group D 1:03.640
112		12
Adrien Renaudin	5	Group A 1:03.418
90		Michael McCarthy
9		Group D 1:03.501
93		10
Marta Garcia	4	Group A 1:03.361
53		Lluc Ibanez
7		Group D 1:03.400
77		8
Mick Wishofer	3	Group A 1:03.247
88		Daniel Louko
5		Group D 1:03.337
31		6
Jean-Baptiste Simmenauer	2	Group A 1:03.197
16		Richard Veschoor
3		Group D 1:03.221
62		4
Thomas Preining	1	Group A 1:02.909
8		Dean MacDonald
1		Group D 1:03.190
95		2

Pole Position

Clerk of the course Thomas Lainer:  
 Stewards (Chairman) Horst Seidel:

Scrutineer Paul Klaassen:  
 Timekeeping M. Wagner:

Rotax Euro Challenge  
Class: Juniors  
Date/Time: 06.09.2014 13:20

Track: Salbris / France  
Heat: Race 6 Qualifying Heat 3 A+C  
Laps: 7

Edition 1

	18	
35		36
	17	
33		34
	16	
31		32
	15	
29		30
	14	
27		28
	13	
25		26
	12	
23		24
	11	
21		22
Enzo Coursimault	43	Group A DNS
19		20
Matthew Solarczyk	89	Group A 1:03.823
17	9	Taymour Kermanshahchi
		119
		18
Emilien Carde	65	Group A 1:03.734
15	8	Dennis Mavlanov
		24
		16
Nicolas Schoell	87	Group A 1:03.662
13	7	Ayrton Simmons
		106
		14
Dzianis Slavinski	58	Group A 1:03.503
11	6	Gianfranco Mazzaferro
		103
		12
Adrien Renaudin	90	Group A 1:03.418
9	5	Max Hofer
		94
		10
Marta Garcia	53	Group A 1:03.361
7	4	Perdana Minang
		46
		8
Mick Wishofer	88	Group A 1:03.247
5	3	Dave Wooder
		49
		6
Jean-Baptiste Simmenauer	16	Group A 1:03.197
3	2	Marcus Armstrong
		86
		4
Thomas Preining	8	Group A 1:02.909
1	1	Alex Quinn
		36
		2
	Row	

Pole Position

Clerk of the course Thomas Lainer:  
Stewards (Chairman) Horst Seidel:

Scrutineer Paul Klaassen:  
Timekeeping M. Wagner:

Rotax Euro Challenge  
 Class: Juniors  
 Date/Time: 06.09.2014 13:40

Track: Salbris / France  
 Heat: Race 7 Qualifying Heat 4 B+D  
 Laps: 7

Edition 1

	18	
35		36
	17	
33		34
	16	
31		32
	15	
29		30
	14	
27		28
	13	
25		26
	12	
23		24
	11	
21		22
	10	
19		20

Ido Cohen	<b>35</b>	Group B 1:03.918
	17	

Keanon Santoso	<b>110</b>	Group D 1:04.348
	18	

Sacha Fenestraz	<b>120</b>	Group B 1:03.759
	15	

Jakub Bezel	<b>22</b>	Group D 1:03.816
	16	

Ben Scott	<b>118</b>	Group B 1:03.669
	13	

Nazim Azman	<b>121</b>	Group D 1:03.714
	14	

Finlay Hutchison	<b>26</b>	Group B 1:03.521
	11	

Adam Haikal	<b>112</b>	Group D 1:03.640
	12	

Jordan Brown-Nutley	<b>32</b>	Group B 1:03.436
	9	

Michael McCarthy	<b>93</b>	Group D 1:03.501
	10	

Louis-Ferdinand Simmenauer	<b>17</b>	Group B 1:03.365
	7	

Lluc Ibanez	<b>77</b>	Group D 1:03.400
	8	

Mauricio Van der Laan	<b>60</b>	Group B 1:03.247
	5	

Daniel Louko	<b>31</b>	Group D 1:03.337
	6	

Jack McCarthy	<b>33</b>	Group B 1:03.220
	3	

Richard Veschoor	<b>62</b>	Group D 1:03.221
	4	

Max Timmermans	<b>5</b>	Group B 1:02.982
	1	

Dean MacDonald	<b>95</b>	Group D 1:03.190
	2	

Pole Position

Row

Clerk of the course Thomas Lainer:  
 Stewards (Chairman) Horst Seidel:

Scrutineer Paul Klaassen:  
 Timekeeping M. Wagner:



# Rotax Euro Challenge 2014 Salbris/France

Rotax Juniors

Salbris 1,495 Km

Warm up Saturday

06.09.2014 09:00

Practice (10:00 Time) started at 9:00:00

Pos	No.	Name	Nat.	Chassis	Race Team	Laps	Best Tm	Diff	Gap	In Lap	km/h
1	8	Thomas Preining	AUT	FA Kart	Team TKP	7	1:03.579			4	84,651
2	86	Marcus Armstrong	NZL	Alonso	Dan Holland Racing	7	1:03.597	0.018	0.018	7	84,627
3	5	Max Timmermans	BEL	Tonykart	Strawberry Racing	6	1:03.684	0.105	0.087	6	84,511
4	77	Lluc Ibanez	ESP	Kosmic	Binakart	7	1:03.724	0.145	0.040	7	84,458
5	49	Dave Wooder	GBR	Alonso	Dan Holland Racing	7	1:03.727	0.148	0.003	7	84,454
6	62	Richard Veschoor	NLD	FA Kart	Team TKP	7	1:03.743	0.164	0.016	6	84,433
7	60	Mauricio Van der Laan	ESP	Intrepid	Intrepid Driver Program	7	1:03.805	0.226	0.062	6	84,351
8	94	Max Hofer	AUT	FA Kart	Team TKP	7	1:03.821	0.242	0.016	7	84,330
9	95	Dean MacDonald	GBR	Tonykart	Strawberry Racing	7	1:03.834	0.255	0.013	7	84,312
10	33	Jack McCarthy	GBR	Tonykart	Strawberry Racing	7	1:03.841	0.262	0.007	7	84,303
11	36	Alex Quinn	GBR	Tonykart	Coles Racing	7	1:03.856	0.277	0.015	5	84,283
12	32	Jordan Brown-Nutley	GBR	Tonykart	Coles Racing	7	1:03.860	0.281	0.004	7	84,278
13	90	Adrien Renaudin	FRA	Sodikart	KPR	6	1:03.878	0.299	0.018	6	84,254
14	46	Perdana Minang	IDN	tonykart	Aim Motorsport/RedWhite F	7	1:03.890	0.311	0.012	7	84,239
15	88	Mick Wishofer	AUT	Birel	KMS - Birel Motorsport	7	1:03.947	0.368	0.057	6	84,163
16	26	Finlay Hutchison	GBR	Alonso	Dan Holland Racing	7	1:04.019	0.440	0.072	4	84,069
17	103	Gianfranco Mazzaferro	CAN	Alonso	Dan Holland Racing	7	1:04.022	0.443	0.003	4	84,065
18	16	Jean-Baptiste Simmenau	FRA	Tonykart	Jana Racing	7	1:04.092	0.513	0.070	7	83,973
19	106	Ayrton Simmons	GBR	Tonykart	Coles Racing	7	1:04.106	0.527	0.014	7	83,955
20	43	Enzo Coursimault	FRA	Kosmic	PKS	7	1:04.137	0.558	0.031	7	83,914
21	65	Emilien Carde	FRA	Kosmic	Matec Competition	7	1:04.162	0.583	0.025	7	83,881
22	87	Nicolas Schoell	AUT	Alonso	Dan Holland Racing	5	1:04.215	0.636	0.053	5	83,812
23	24	Dennis Mavlanov	RUS		Daems Racing	8	1:04.244	0.665	0.029	7	83,774
24	53	Marta Garcia	ESP	Zanardi	MGL Racing Xtreme	7	1:04.254	0.675	0.010	7	83,761
25	17	Louis-Ferdinand Simmena	FRA	Tonykart	Jana Racing	7	1:04.270	0.691	0.016	7	83,740
26	93	Michael McCarthy	USA	Birel	KMS - Birel Motorsport	7	1:04.380	0.801	0.110	7	83,597
27	110	Keanon Santoso	IDN	Gillard	PDB Racing Team	7	1:04.421	0.842	0.041	4	83,544
28	31	Daniel Louko	FIN	Tonykart	MPT Racing	7	1:04.451	0.872	0.030	4	83,505
29	112	Adam Haikal	MYS	FA Kart	Team TKP	8	1:04.476	0.897	0.025	8	83,473
30	35	Ido Cohen	ISR	Tonykart	Protrain Racing	7	1:04.496	0.917	0.020	7	83,447
31	118	Ben Scott	GBR	Flandria Kart	Flandria Competition Kart	7	1:04.517	0.938	0.021	6	83,420
32	121	Nazim Azman	MYS	Kosmic	Aim Motorsport	7	1:04.556	0.977	0.039	5	83,369
33	22	Jakub Bezel	CZE	MS Kart	MS Kart Racing Team	7	1:04.604	1.025	0.048	4	83,308
34	58	Dzianis Slavinski	BLR	Tonykart	M-Racing	7	1:04.605	1.026	0.001	7	83,306
35	120	Sacha Fenestraz	FRA	Tonykart	Malevaut Sport	7	1:04.672	1.093	0.067	5	83,220
36	119	Taymour Kermanshahchi	UAE	Tonykart	Mspport Karting	7	1:04.701	1.122	0.029	7	83,183
37	89	Matthew Solarczyk	USA	Birel	KMS - Birel Motorsport	7	1:04.741	1.162	0.040	7	83,131

Timekeeping M. Wagner:



Clerk of the course Thomas Lainer:

Steward Horst Seidel:

Chief Scrutineer Paul Klaassen:

[www.mylaps.com](http://www.mylaps.com)

Licensed to: Motorsport Events







# Rotax Euro Challenge 2014 Salbris/France

Rotax Juniors

Salbris 1,495 Km

Warm up Saturday

06.09.2014 09:00

Practice (10:00 Time) started at 9:00:00

Lap	Time of Day	Lap Tm	Diff	S1 Tm	S2 Tm	S3 Tm	Lap	Time of Day	Lap Tm	Diff	S1 Tm	S2 Tm	S3 Tm
4	9:07:18.691	1:05.918	+1.422	22.869	19.885	23.164	7	9:10:36.634	1:04.741		22.695	19.111	22.935
5	9:08:24.295	1:05.604	+1.108	23.099	19.214	23.291							
6	9:09:29.512	1:05.217	+0.721	23.023	19.146	23.048							
7	9:10:34.008	1:04.496		22.388	19.174	22.934							

(118) Ben Scott

1	9:04:11.627	1:07.301	+2.784	24.214	19.667	23.420
2	9:05:17.155	1:05.528	+1.011	22.889	19.393	23.246
3	9:06:23.289	1:06.134	+1.617	23.840	19.235	23.059
4	9:07:28.746	1:05.457	+0.940	22.887	19.596	22.974
5	9:08:34.452	1:05.706	+1.189	23.062	19.652	22.992
6	9:09:38.969	1:04.517		22.430	19.120	22.967
7	9:10:43.993	1:05.024	+0.507	22.800	19.157	23.067

(121) Nazim Azman

1	9:04:18.564	1:08.751	+4.195	25.554	19.737	23.460
2	9:05:23.957	1:05.393	+0.837	22.846	19.227	23.320
3	9:06:28.895	1:04.938	+0.382	22.693	19.083	23.162
4	9:07:33.511	1:04.616	+0.060	22.428	19.042	23.146
5	9:08:38.067	1:04.556		22.366	19.096	23.094
6	9:09:43.064	1:04.997	+0.441	22.749	19.079	23.169
7	9:10:47.713	1:04.649	+0.093	22.501	19.104	23.044

(22) Jakub Bezel

1	9:04:05.887	1:07.556	+2.952	24.459	19.763	23.334
2	9:05:11.696	1:05.809	+1.205	23.222	19.432	23.155
3	9:06:16.676	1:04.980	+0.376	22.624	19.311	23.045
4	9:07:21.280	1:04.604		22.405	19.224	22.975
5	9:08:27.259	1:05.979	+1.375	23.148	19.450	23.381
6	9:09:32.231	1:04.972	+0.368	22.683	19.392	22.897
7	9:10:37.268	1:05.037	+0.433	22.860	19.245	22.932

(58) Dzianis Slavinski

1	9:04:00.514	1:08.510	+3.905	24.462	20.372	23.676
2	9:05:07.342	1:06.828	+2.223	24.075	19.534	23.219
3	9:06:12.316	1:04.974	+0.369	22.687	19.198	23.089
4	9:07:18.274	1:05.958	+1.353	23.486	19.390	23.082
5	9:08:23.943	1:05.669	+1.064	23.058	19.551	23.060
6	9:09:29.233	1:05.290	+0.685	23.198	19.111	22.981
7	9:10:33.838	1:04.605		22.537	19.158	22.910

(120) Sacha Fenestraz

1	9:03:59.566	1:07.338	+2.666	23.854	19.774	23.710
2	9:05:06.840	1:07.274	+2.602	24.401	19.611	23.262
3	9:06:11.931	1:05.091	+0.419	22.494	19.320	23.277
4	9:07:17.497	1:05.566	+0.894	23.185	19.279	23.102
5	9:08:22.169	1:04.672		22.429	19.170	23.073
6	9:09:27.561	1:05.392	+0.720	22.695	19.463	23.234
7	9:10:33.096	1:05.535	+0.863	23.064	19.451	23.020

(119) Taymour Kermanshahchi

1	9:04:03.080	1:06.825	+2.124	23.446	19.943	23.436
2	9:05:08.378	1:05.298	+0.597	22.779	19.318	23.201
3	9:06:13.558	1:05.180	+0.479	22.610	19.360	23.210
4	9:07:20.145	1:06.587	+1.886	22.571	19.852	24.164
5	9:08:26.411	1:06.266	+1.565	22.995	19.939	23.332
6	9:09:31.448	1:05.037	+0.336	22.894	19.136	23.007
7	9:10:36.149	1:04.701		22.618	19.142	22.941

(89) Matthew Solarczyk

1	9:04:01.070	1:06.825	+2.084	23.280	19.564	23.981
2	9:05:07.919	1:06.849	+2.108	23.360	20.243	23.246
3	9:06:13.030	1:05.111	+0.370	22.739	19.299	23.073
4	9:07:18.461	1:05.431	+0.690	22.867	19.192	23.372
5	9:08:26.228	1:07.767	+3.026	23.701	20.837	23.229
6	9:09:31.893	1:05.665	+0.924	23.469	19.274	22.922

Timekeeping M. Wagner:

Clerk of the course Thomas Lainer:

Steward Horst Seidel:

Chief Scrutineer Paul Klaassen:

[www.mylaps.com](http://www.mylaps.com)

Printed: 06.09.2014 09:12:20

posted at: h

Licensed to: Motorsport Events



# Rotax Euro Challenge 2014 Salbris/France

Rotax Juniors

Salbris 1,495 Km

RACE 1 Qualifying Heat 1 A-B

06.09.2014 10:20

Race (7 Laps) started at 10:23:12

Pos	No.	Name	Nat.	Chassis	Race Team	Laps	Total Tm	Diff	Best Tm	In Lap	km/h	Points
1	8	Thomas Preining	AUT	FA Kart	Team TKP	7	7:33.574		1:03.983	6	84,116	0
2	5	Max Timmermans	BEL	Tonykart	Strawberry Racing	7	7:34.167	0.593	1:03.931	6	84,185	2
3	88	Mick Wishofer	AUT	Birel	KMS - Birel Motorsport	7	7:34.507	0.933	1:03.960	6	84,146	3
4	16	Jean-Baptiste Simmenauer	FRA	Tonykart	Jana Racing	7	7:34.871	1.297	1:03.963	7	84,142	4
5	33	Jack McCarthy	GBR	Tonykart	Strawberry Racing	7	7:37.139	3.565	1:03.987	6	84,111	5
6	90	Adrien Renaudin	FRA	Sodikart	KPR	7	7:39.996	6.422	1:04.516	6	83,421	6
7	26	Finlay Hutchison	GBR	Alonso	Dan Holland Racing	7	7:40.163	6.589	1:04.054	6	84,023	7
8	60	Mauricio Van der Laan	ESP	Intrepid	Intrepid Driver Program	7	7:40.664	7.090	1:04.155	6	83,891	8
9	53	Marta Garcia	ESP	Zanardi	MGL Racing Xtreme	7	7:41.923	8.349	1:04.301	7	83,700	9
10	17	Louis-Ferdinand Simmenau	FRA	Tonykart	Jana Racing	7	7:43.080	9.506	1:04.543	7	83,386	10
11	35	Ido Cohen	ISR	Tonykart	Protrain Racing	7	7:43.280	9.706	1:04.485	7	83,461	11
12	32	Jordan Brown-Nutley	GBR	Tonykart	Coles Racing	7	7:45.108	11.534	1:04.051	6	84,027	12
13	58	Dzianis Slavinski	BLR	Tonykart	M-Racing	7	7:45.164	11.590	1:04.338	6	83,652	13
14	87	Nicolas Schoell	AUT	Alonso	Dan Holland Racing	7	7:46.767	13.193	1:04.302	5	83,699	14
15	65	Emilien Carde	FRA	Kosmic	Matec Competition	7	7:47.961	14.387	1:04.542	7	83,388	15
16	43	Enzo Coursimault	FRA	Kosmic	PKS	7	7:48.706	15.132	1:04.321	5	83,674	16
17	120	Sacha Fenestraz	FRA	Tonykart	Malevaut Sport	7	7:48.915	15.341	1:04.757	4	83,111	17
18	89	Matthew Solarczyk	USA	Birel	KMS - Birel Motorsport	7	7:52.247	18.673	1:04.540	7	83,390	18
19	118	Ben Scott	GBR	Flandria Kart	Flandria Competition Kart	7	8:11.062	37.488	1:04.860	7	82,979	19

## Announcements

These results are provisional until the conclusion of any judicial and technical matters!  
No. 65 warning board / 5 sec. penalty

Margin of Victory	Ø km/h	Best Lap Tm	km/h	Best Lap by
0.593	83,060	1:03.931	84,185	5 - Max Timmermans

Official Timing [www.rgmmc.com](http://www.rgmmc.com)

Orbits

Timekeeping M. Wagner:

Clerk of the course Thomas Lainer:

[www.mylaps.com](http://www.mylaps.com)

Steward Horst Seidel:

Chief Scrutineer Paul Klaassen:

Licensed to: Motorsport Events

Printed: 06.09.2014 10:33:33

posted at:

h







# Rotax Euro Challenge 2014 Salbris/France

Rotax Juniors

Salbris 1,495 Km

RACE 1 Qualifying Heat 1 A-B

06.09.2014 10:20

Race (7 Laps) started at 10:23:12

Lap	Time of Day	Lap Tm	Diff	S1 Tm	S2 Tm	S3 Tm	Lap	Time of Day	Lap Tm	Diff	S1 Tm	S2 Tm	S3 Tm
5	10:28:46.049	1:04.582	+0.040	22.489	19.084	23.009							
6	10:29:50.932	1:04.883	+0.341	22.627	19.234	23.022							
7	10:30:55.474	1:04.542		22.395	19.011	23.136							

(43) Enzo Coursimault

1	10:24:23.265	1:09.702	+5.381	26.232	19.968	23.502
2	10:25:37.409	1:14.144	+9.823	31.313	19.511	23.320
3	10:26:41.999	1:04.590	+0.269	22.578	19.076	22.936
4	10:27:46.385	1:04.386	+0.065	22.400	18.997	22.989
5	10:28:50.706	1:04.321		22.334	19.070	22.917
6	10:29:56.454	1:05.748	+1.427	22.434	20.277	23.037
7	10:31:01.219	1:04.765	+0.444	22.543	19.242	22.980

(120) Sacha Fenestraz

1	10:24:29.544	1:16.191	+11.434	26.098	20.634	29.459
2	10:25:35.872	1:06.328	+1.571	23.593	19.441	23.294
3	10:26:40.721	1:04.849	+0.092	22.598	19.178	23.073
4	10:27:45.478	1:04.757		22.480	19.206	23.071
5	10:28:50.247	1:04.769	+0.012	22.528	19.152	23.089
6	10:29:56.280	1:06.033	+1.276	22.821	20.012	23.200
7	10:31:01.428	1:05.148	+0.391	22.652	19.486	23.010

(89) Matthew Solarczyk

1	10:24:24.203	1:10.736	+6.196	27.039	19.756	23.941
2	10:25:40.559	1:16.356	+11.816	23.379	20.080	32.897
3	10:26:46.025	1:05.466	+0.926	22.979	19.284	23.203
4	10:27:50.853	1:04.828	+0.288	22.543	19.165	23.120
5	10:28:55.540	1:04.687	+0.147	22.558	19.054	23.075
6	10:30:00.220	1:04.680	+0.140	22.468	19.113	23.099
7	10:31:04.760	1:04.540		22.432	19.096	23.012

(118) Ben Scott

1	10:24:24.337	1:11.110	+6.250	27.593	19.658	23.859
2	10:25:57.662	1:33.325	+28.465	23.978	19.634	49.713
3	10:27:03.461	1:05.799	+0.939	23.187	19.347	23.265
4	10:28:08.658	1:05.197	+0.337	22.964	19.111	23.122
5	10:29:13.724	1:05.066	+0.206	22.842	19.165	23.059
6	10:30:18.715	1:04.991	+0.131	22.830	19.100	23.061
7	10:31:23.575	1:04.860		22.657	19.114	23.089



# Rotax Euro Challenge 2014 Salbris/France

Rotax Juniors

Salbris 1,495 Km

RACE 2 Qualifying Heat 2 C-D

**-NEW-**

06.09.2014 10:40

Race (7 Laps) started at 10:46:56

Pos	No.	Name	Nat.	Chassis	Race Team	Laps	Total Tm	Diff	Best Tm	In Lap	km/h	Points
1	62	Richard Veschoor	NLD	FA Kart	Team TKP	7	7:37.532		1:04.144	5	83,905	0
2	95	Dean MacDonald	GBR	Tonykart	Strawberry Racing	7	7:38.089	0.557	1:03.937	5	84,177	2
3	86	Marcus Armstrong	NZL	Alonso	Dan Holland Racing	7	7:38.430	0.898	1:04.213	7	83,815	3
4	36	Alex Quinn	GBR	Tonykart	Coles Racing	7	7:38.872	1.340	1:03.938	5	84,175	4
5	49	Dave Wooder	GBR	Alonso	Dan Holland Racing	7	7:39.143	1.611	1:03.922	5	84,196	5
6	24	Dennis Mavlanov	RUS		Daems Racing	7	7:39.851	2.319	1:04.030	5	84,054	6
7	119	Taymour Kermanshahchi	UAE	Tonykart	Msport Karting	7	7:40.378	2.846	1:04.441	5	83,518	7
8	77	Lluc Ibanez	ESP	Kosmic	Binakart	7	7:41.283	3.751	1:04.121	5	83,935	8
9	103	Gianfranco Mazzaferro	CAN	Alonso	Dan Holland Racing	7	7:41.522	3.990	1:04.596	5	83,318	9
10	31	Daniel Louko	FIN	Tonykart	MPT Racing	7	7:41.679	4.147	1:04.664	3	83,230	10
11	110	Keanon Santoso	IDN	Gillard	PDB Racing Team	7	7:42.223	4.691	1:04.751	5	83,118	11
12	94	Max Hofer	AUT	FA Kart	Team TKP	7	7:47.295	9.763	1:04.308	5	83,691	12
13	121	Nazim Azman	MYS	Kosmic	Aim Motorsport	7	7:47.553	10.021	1:04.770	4	83,094	13
14	22	Jakub Bezel	CZE	MS Kart	MS Kart Racing Team	7	7:51.534	14.002	1:04.793	5	83,065	14
15	112	Adam Haikal	MYS	FA Kart	Team TKP	7	7:57.012	19.480	1:04.599	5	83,314	15
16	93	Michael McCarthy	USA	Birel	KMS - Birel Motorsport	7	8:02.513	24.981	1:04.670	4	83,223	16
17	46	Perdana Minang	IDN	tonykart	Aim Motorsport/RedWhite Racin		0.255	7 Laps		0	-	17
18	106	Ayrton Simmons	GBR	Tonykart	Coles Racing		0.526	7 Laps		0	-	18

## Announcements

These results are provisional until the conclusion of any judicial and technical matters!

No. 112 time penalty 10 sec. / unfair driving

Margin of Victory	Ø km/h	Best Lap Tm	km/h	Best Lap by
0.557	82,342	1:03.922	84,196	49 - Dave Wooder

Official Timing [www.rgmmc.com](http://www.rgmmc.com)

Orbits

Timekeeping M. Wagner:

Clerk of the course Thomas Lainer:

[www.mylaps.com](http://www.mylaps.com)

Steward Horst Seidel:

Chief Scrutineer Paul Klaassen:

Licensed to: Motorsport Events

Printed: 06.09.2014 11:38:23

posted at:

h





# Rotax Euro Challenge 2014 Salbris/France

Rotax Juniors

Salbris 1,495 Km

RACE 2 Qualifying Heat 2 C-D

06.09.2014 10:40

Race (7 Laps) started at 10:46:56

Lap	Time of Day	Lap Tm	Diff	S1 Tm	S2 Tm	S3 Tm	Lap	Time of Day	Lap Tm	Diff	S1 Tm	S2 Tm	S3 Tm
5	10:52:28.291	<b>1:04.793</b>		22.571	<b>19.214</b>	<b>23.008</b>							
6	10:53:34.000	<b>1:05.709</b>	+0.916	<b>22.566</b>	20.113	23.030							
7	10:54:48.364	<b>1:14.364</b>	+9.571	27.872	21.615	24.877							
<hr/>													
(93) Michael McCarthy													
1	10:48:08.909	<b>1:11.688</b>	+7.018	27.414	20.582	23.692							
2	10:49:14.612	<b>1:05.703</b>	+1.033	23.133	19.386	23.184							
3	10:50:19.394	<b>1:04.782</b>	+0.112	22.623	19.105	23.054							
4	10:51:24.064	<b>1:04.670</b>		22.529	19.142	22.999							
5	10:52:28.923	<b>1:04.859</b>	+0.189	22.845	<b>19.068</b>	<b>22.946</b>							
6	10:53:34.364	<b>1:05.441</b>	+0.771	<b>22.455</b>	19.906	23.080							
7	10:54:59.343	<b>1:24.979</b>	+20.309	42.314	19.287	23.378							



# Rotax Euro Challenge 2014 Salbris/France

Rotax Juniors

Salbris 1,495 Km

RACE 6 Qualifying Heat 3 A-C

**-NEW-**

06.09.2014 13:20

Race (7 Laps) started at 13:23:04

Pos	No.	Name	Nat.	Chassis	Race Team	Laps	Total Tm	Diff	Best Tm	In Lap	km/h	Points
1	8	Thomas Preining	AUT	FA Kart	Team TKP	7	7:31.010		1:03.738	6	84,439	0
2	86	Marcus Armstrong	NZL	Alonso	Dan Holland Racing	7	7:31.679	0.669	1:03.532	7	84,713	2
3	16	Jean-Baptiste Simmenauer	FRA	Tonykart	Jana Racing	7	7:33.336	2.326	1:04.018	7	84,070	3
4	88	Mick Wishofer	AUT	Birel	KMS - Birel Motorsport	7	7:34.706	3.696	1:03.952	7	84,157	4
5	36	Alex Quinn	GBR	Tonykart	Coles Racing	7	7:35.051	4.041	1:03.712	7	84,474	5
6	49	Dave Wooder	GBR	Alonso	Dan Holland Racing	7	7:35.556	4.546	1:03.608	7	84,612	6
7	43	Enzo Coursimault	FRA	Kosmic	PKS	7	7:37.781	6.771	1:03.745	6	84,430	7
8	94	Max Hofer	AUT	FA Kart	Team TKP	7	7:38.124	7.114	1:04.045	6	84,035	8
9	103	Gianfranco Mazzaferro	CAN	Alonso	Dan Holland Racing	7	7:38.646	7.636	1:04.009	6	84,082	9
10	46	Perdana Minang	IDN	tonykart	Aim Motorsport/RedWhite Racin	7	7:38.759	7.749	1:03.670	6	84,530	10
11	24	Dennis Mavlanov	RUS		Daems Racing	7	7:41.196	10.186	1:04.415	4	83,552	11
12	106	Ayrton Simmons	GBR	Tonykart	Coles Racing	7	7:41.967	10.957	1:04.180	5	83,858	12
13	87	Nicolas Schoell	AUT	Alonso	Dan Holland Racing	7	7:42.143	11.133	1:04.197	5	83,836	13
14	65	Emilien Carde	FRA	Kosmic	Matec Competition	7	7:42.308	11.298	1:04.581	5	83,337	14
15	58	Dzianis Slavinski	BLR	Tonykart	M-Racing	7	7:42.547	11.537	1:03.858	6	84,281	15
16	90	Adrien Renaudin	FRA	Sodikart	KPR	7	7:47.438	16.428	1:04.488	6	83,457	16
17	53	Marta Garcia	ESP	Zanardi	MGL Racing Xtreme	7	8:19.215	48.205	1:04.152	5	83,895	17
18	119	Taymour Kermanshahchi	UAE	Tonykart	Msport Karting		0.647	7 Laps		0	-	18
19	89	Matthew Solarczyk	USA	Birel	KMS - Birel Motorsport		0.777	7 Laps		0	-	19

## Announcements

These results are provisional until the conclusion of any judicial and technical matters!

No. 58 Warning board / time penalty 5 sec.

No. 90 time penalty 10 sec. / unfair driving

Margin of Victory	Ø km/h	Best Lap Tm	km/h	Best Lap by
0.669	83,533	1:03.532	84,713	86 - Marcus Armstrong

Official Timing [www.rgmmc.com](http://www.rgmmc.com)

Orbits

Timekeeping M. Wagner:

Clerk of the course Thomas Lainer:

[www.mylaps.com](http://www.mylaps.com)

Steward Horst Seidel:

Chief Scrutineer Paul Klaassen:

Licensed to: Motorsport Events

Printed: 06.09.2014 14:31:26

posted at:

h





# Rotax Euro Challenge 2014 Salbris/France

Rotax Juniors

Salbris 1,495 Km

RACE 6 Qualifying Heat 3 A-C

06.09.2014 13:20

Race (7 Laps) started at 13:23:04

Lap	Time of Day	Lap Tm	Diff	S1 Tm	S2 Tm	S3 Tm	Lap	Time of Day	Lap Tm	Diff	S1 Tm	S2 Tm	S3 Tm
5	13:28:37.294	<b>1:04.581</b>		22.428	<b>19.033</b>	23.120							
6	13:29:41.925	<b>1:04.631</b>	+0.050	22.521	19.042	<b>23.068</b>							
7	13:30:46.685	<b>1:04.760</b>	+0.179	<b>22.358</b>	19.168	23.234							
<b>(58) Dzianis Slavinski</b>													
1	13:24:12.763	<b>1:07.896</b>	+4.038	24.751	19.853	23.292							
2	13:25:19.025	<b>1:06.262</b>	+2.404	23.759	19.412	23.091							
3	13:26:24.927	<b>1:05.902</b>	+2.044	23.881	19.088	22.933							
4	13:27:29.750	<b>1:04.823</b>	+0.965	22.303	19.490	23.030							
5	13:28:33.909	<b>1:04.159</b>	+0.301	22.382	18.976	22.801							
6	13:29:37.767	<b>1:03.858</b>		22.315	<b>18.833</b>	<b>22.710</b>							
7	13:30:41.924	<b>1:04.157</b>	+0.299	<b>22.151</b>	19.008	22.998							
<b>(53) Marta Garcia</b>													
1	13:24:56.126	<b>1:51.441</b>	+47.289	1:08.424	19.534	23.483							
2	13:26:01.447	<b>1:05.321</b>	+1.169	22.858	19.261	23.202							
3	13:27:06.507	<b>1:05.060</b>	+0.908	22.791	19.135	23.134							
4	13:28:10.991	<b>1:04.484</b>	+0.332	22.474	19.044	22.966							
5	13:29:15.143	<b>1:04.152</b>		22.360	<b>18.939</b>	<b>22.853</b>							
6	13:30:19.408	<b>1:04.265</b>	+0.113	<b>22.322</b>	18.991	22.952							
7	13:31:23.592	<b>1:04.184</b>	+0.032	22.367	18.959	22.858							





# Rotax Euro Challenge 2014 Salbris/France

Rotax Juniors

Salbris 1,495 Km

RACE 7 Qualifying Heat 4 B-D

**-NEW 2-**

06.09.2014 13:40

Race (7 Laps) started at 13:48:20

Pos	No.	Name	Nat.	Chassis	Race Team	Laps	Total Tm	Diff	Best Tm	In Lap	km/h	Points
1	5	Max Timmermans	BEL	Tonykart	Strawberry Racing	7	7:26.562		1:03.335	6	84,977	0
2	33	Jack McCarthy	GBR	Tonykart	Strawberry Racing	7	7:28.009	1.447	1:03.420	6	84,863	2
3	62	Richard Veschoor	NLD	FA Kart	Team TKP	7	7:29.537	2.975	1:03.699	6	84,491	3
4	95	Dean MacDonald	GBR	Tonykart	Strawberry Racing	7	7:29.740	3.178	1:03.568	6	84,665	4
5	32	Jordan Brown-Nutley	GBR	Tonykart	Coles Racing	7	7:29.963	3.401	1:03.451	7	84,821	5
6	60	Mauricio Van der Laan	ESP	Intrepid	Intrepid Driver Program	7	7:31.296	4.734	1:03.762	5	84,408	6
7	31	Daniel Louko	FIN	Tonykart	MPT Racing	7	7:34.035	7.473	1:03.813	6	84,340	7
8	121	Nazim Azman	MYS	Kosmic	Aim Motorsport	7	7:34.255	7.693	1:03.742	6	84,434	8
9	35	Ido Cohen	ISR	Tonykart	Protrain Racing	7	7:38.437	11.875	1:04.368	5	83,613	9
10	93	Michael McCarthy	USA	Birel	KMS - Birel Motorsport	7	7:38.858	12.296	1:04.313	6	83,684	10
11	112	Adam Haikal	MYS	FA Kart	Team TKP	7	7:40.668	14.106	1:04.282	6	83,725	11
12	110	Keanon Santoso	IDN	Gillard	PDB Racing Team	7	7:41.270	14.708	1:04.254	7	83,761	12
13	22	Jakub Bezel	CZE	MS Kart	MS Kart Racing Team	7	7:41.446	14.884	1:04.226	7	83,798	13
14	77	Lluc Ibanez	ESP	Kosmic	Binakart	7	7:41.664	15.102	1:03.362	7	84,941	14

**Not classified**


DQ	17	Louis-Ferdinand Simmenau	FRA	Tonykart	Jana Racing	7	7:31.491	DQ	1:03.755	5	84,417	21
DQ	118	Ben Scott	GBR	Flandria Kart	Flandria Competition Kart	7	7:37.984	DQ	1:04.192	6	83,842	21
DQ	120	Sacha Fenestraz	FRA	Tonykart	Malevaut Sport	7	7:39.919	DQ	1:04.208	6	83,821	21
DQ	26	Finlay Hutchison	GBR	Alonso	Dan Holland Racing	2	2:14.644	DQ	1:06.199	2	81,300	21

**Announcements**

These results are provisional until the conclusion of any judicial and technical matters!  
 No. 26 black flag / short cutting track  
 No. 120 excluded from B-D / technical non conformity  
 No. 17 excluded from Heat B-D / technical non conformity  
 No. 118 excluded from Heat B-D / technical non conformity  
 No. 77 time penalty 10 sec. / unfair driving

Margin of Victory	Ø km/h	Best Lap Tm	km/h	Best Lap by
1.447	84,365	1:03.335	84,977	5 - Max Timmermans

**Official Timing** [www.rgmmc.com](http://www.rgmmc.com) **Orbits**

Timekeeping M. Wagner:  Clerk of the course Thomas Lainer: [www.mylaps.com](http://www.mylaps.com)  
 Steward Horst Seidel: Chief Scrutineer Paul Klaassen: Licensed to: Motorsport Events  
 Printed: 06.09.2014 15:37:15 posted at: h





# Rotax Euro Challenge 2014 Salbris/France

Rotax Juniors

Salbris 1,495 Km

RACE 7 Qualifying Heat 4 B-D

06.09.2014 13:40

Race (7 Laps) started at 13:48:20

Lap	Time of Day	Lap Tm	Diff	S1 Tm	S2 Tm	S3 Tm	Lap	Time of Day	Lap Tm	Diff	S1 Tm	S2 Tm	S3 Tm
5	13:53:52.486	1:04.310	+0.028	22.400	19.026	22.884							
6	13:54:56.768	1:04.282		22.289	19.131	22.862							
7	13:56:01.171	1:04.403	+0.121	22.428	18.968	23.007							

(110) Keanon Santoso

1	13:49:32.008	1:10.307	+6.053	25.342	21.229	23.736
2	13:50:37.705	1:05.697	+1.443	22.900	19.631	23.166
3	13:51:43.122	1:05.417	+1.163	23.200	19.146	23.071
4	13:52:48.600	1:05.478	+1.224	23.289	19.158	23.031
5	13:53:53.053	1:04.453	+0.199	22.371	19.168	22.914
6	13:54:57.519	1:04.466	+0.212	22.426	19.147	22.893
7	13:56:01.773	1:04.254		22.334	18.980	22.940

(22) Jakub Bezel

1	13:49:31.350	1:09.822	+5.596	26.218	20.251	23.353
2	13:50:38.298	1:06.948	+2.722	23.324	20.452	23.172
3	13:51:43.487	1:05.189	+0.963	22.949	19.181	23.059
4	13:52:48.354	1:04.867	+0.641	22.730	19.202	22.935
5	13:53:52.813	1:04.459	+0.233	22.432	18.986	23.041
6	13:54:57.723	1:04.910	+0.684	22.566	19.417	22.927
7	13:56:01.949	1:04.226		22.342	18.990	22.894

(26) Finlay Hutchison

1	13:49:28.948	1:07.904	+1.705	24.437	19.713	23.754
2	13:50:35.147	1:06.199		24.099	19.037	23.063



# Rotax Euro Challenge 2014 Salbris/France

Rotax Juniors

Salbris 1,495 Km

RACE 11 Qualifying Heat 5 A-D

**-NEW-**

06.09.2014 15:40

Race (7 Laps) started at 15:43:02

Pos	No.	Name	Nat.	Chassis	Race Team	Laps	Total Tm	Diff	Best Tm	In Lap	km/h	Points
1	8	Thomas Preining	AUT	FA Kart	Team TKP	7	7:30.034		1:03.649	7	84,557	0
2	62	Richard Veschoor	NLD	FA Kart	Team TKP	7	7:32.269	2.235	1:03.894	6	84,233	2
3	95	Dean MacDonald	GBR	Tonykart	Strawberry Racing	7	7:32.716	2.682	1:03.841	7	84,303	3
4	16	Jean-Baptiste Simmenauer	FRA	Tonykart	Jana Racing	7	7:37.114	7.080	1:04.157	5	83,888	4
5	90	Adrien Renaudin	FRA	Sodikart	KPR	7	7:37.329	7.295	1:04.412	5	83,556	5
6	43	Enzo Coursimault	FRA	Kosmic	PKS	7	7:37.435	7.401	1:03.998	5	84,096	6
7	53	Marta Garcia	ESP	Zanardi	MGL Racing Xtreme	7	7:39.235	9.201	1:04.672	4	83,220	7
8	87	Nicolas Schoell	AUT	Alonso	Dan Holland Racing	7	7:40.011	9.977	1:04.668	6	83,225	8
9	89	Matthew Solarczyk	USA	Birel	KMS - Birel Motorsport	7	7:40.108	10.074	1:04.468	4	83,483	9
10	22	Jakub Bezel	CZE	MS Kart	MS Kart Racing Team	7	7:40.367	10.333	1:04.594	4	83,320	10
11	121	Nazim Azman	MYS	Kosmic	Aim Motorsport	7	7:40.658	10.624	1:04.326	6	83,668	11
12	77	Lluc Ibanez	ESP	Kosmic	Binakart	7	7:40.793	10.759	1:03.990	5	84,107	12
13	93	Michael McCarthy	USA	Birel	KMS - Birel Motorsport	7	7:41.540	11.506	1:04.639	5	83,262	13
14	58	Dzianis Slavinski	BLR	Tonykart	M-Racing	7	7:42.581	12.547	1:04.190	6	83,845	14
15	112	Adam Haikal	MYS	FA Kart	Team TKP	7	7:44.885	14.851	1:04.773	5	83,090	15
16	110	Keanon Santoso	IDN	Gillard	PDB Racing Team	7	7:46.139	16.105	1:05.495	3	82,174	16
17	31	Daniel Louko	FIN	Tonykart	MPT Racing	7	8:18.887	48.853	1:04.389	6	83,586	17
18	88	Mick Wishofer	AUT	Birel	KMS - Birel Motorsport	6	6:32.088	1 Lap	1:04.069	5	84,003	18

**Not classified**

DQ	65	Emilien Carde	FRA	Kosmic	Matec Competition		0.785	DQ		0	-	21
----	----	---------------	-----	--------	-------------------	--	-------	----	--	---	---	----

**Announcements**

These results are provisional until the conclusion of any judicial and technical matters!

No. 58 warning board / time penalty 5 sec

No. 65 excluded from Heat A-D / unfair driving

Margin of Victory	Ø km/h	Best Lap Tm	km/h	Best Lap by
2.235	83,714	1:03.649	84,557	8 - Thomas Preining

Official Timing [www.rgmmc.com](http://www.rgmmc.com)

Orbits

Timekeeping M. Wagner:

Clerk of the course Thomas Lainer:

[www.mylaps.com](http://www.mylaps.com)

Steward Horst Seidel:

Chief Scrutineer Paul Klaassen:

Licensed to: Motorsport Events

Printed: 06.09.2014 17:23:32

posted at:

h





# Rotax Euro Challenge 2014 Salbris/France

Rotax Juniors

Salbris 1,495 Km

RACE 11 Qualifying Heat 5 A-D

06.09.2014 15:40

Race (7 Laps) started at 15:43:02

Lap	Time of Day	Lap Tm	Diff	S1 Tm	S2 Tm	S3 Tm	Lap	Time of Day	Lap Tm	Diff	S1 Tm	S2 Tm	S3 Tm
5	15:48:36.919	<b>1:04.773</b>		22.545	19.099	23.129							
6	15:49:42.057	<b>1:05.138</b>	+0.365	23.001	<b>19.072</b>	23.065							
7	15:50:46.925	<b>1:04.868</b>	+0.095	<b>22.515</b>	19.080	23.273							

(110) Keanon Santoso

1	15:44:14.284	<b>1:11.409</b>	+5.914	27.978	19.860	23.571
2	15:45:20.089	<b>1:05.805</b>	+0.310	23.085	19.346	23.374
3	15:46:25.584	<b>1:05.495</b>		22.791	19.340	23.364
4	15:47:31.156	<b>1:05.572</b>	+0.077	<b>22.683</b>	19.601	<b>23.288</b>
5	15:48:36.661	<b>1:05.505</b>	+0.010	22.699	19.366	23.440
6	15:49:42.633	<b>1:05.972</b>	+0.477	23.504	<b>19.169</b>	23.299
7	15:50:48.179	<b>1:05.546</b>	+0.051	22.768	19.416	23.362

(31) Daniel Louko

1	15:44:52.299	<b>1:49.902</b>	+45.513	1:06.800	19.551	23.551
2	15:45:58.031	<b>1:05.732</b>	+1.343	23.198	19.303	23.231
3	15:47:02.832	<b>1:04.801</b>	+0.412	22.604	19.147	23.050
4	15:48:07.326	<b>1:04.494</b>	+0.105	22.442	19.055	<b>22.997</b>
5	15:49:11.835	<b>1:04.509</b>	+0.120	<b>22.420</b>	19.005	23.084
6	15:50:16.224	<b>1:04.389</b>		22.433	<b>18.941</b>	23.015
7	15:51:20.927	<b>1:04.703</b>	+0.314	22.546	19.023	23.134

(88) Mick Wishofer

1	15:44:09.397	<b>1:07.140</b>	+3.071	24.664	19.309	23.167
2	15:45:14.182	<b>1:04.785</b>	+0.716	22.579	19.252	22.954
3	15:46:19.311	<b>1:05.129</b>	+1.060	22.900	19.060	23.169
4	15:47:24.963	<b>1:05.652</b>	+1.583	23.033	19.683	22.936
5	15:48:29.032	<b>1:04.069</b>		<b>22.229</b>	19.032	22.808
6	15:49:34.128	<b>1:05.096</b>	+1.027	23.125	19.201	<b>22.770</b>



# Rotax Euro Challenge 2014 Salbris/France

Rotax Juniors

Salbris 1,495 Km

RACE 12 Qualifying Heat 6 B-C

**-NEW-**

06.09.2014 16:00

Race (7 Laps) started at 16:03:01

Pos	No.	Name	Nat.	Chassis	Race Team	Laps	Total Tm	Diff	Best Tm	In Lap	km/h	Points
1	5	Max Timmermans	BEL	Tonykart	Strawberry Racing	7	7:29.668		1:03.575	7	84,656	0
2	36	Alex Quinn	GBR	Tonykart	Coles Racing	7	7:31.816	2.148	1:03.732	7	84,447	2
3	86	Marcus Armstrong	NZL	Alonso	Dan Holland Racing	7	7:32.853	3.185	1:03.586	7	84,641	3
4	49	Dave Wooder	GBR	Alonso	Dan Holland Racing	7	7:35.239	5.571	1:03.836	6	84,310	4
5	94	Max Hofer	AUT	FA Kart	Team TKP	7	7:38.472	8.804	1:04.025	6	84,061	5
6	33	Jack McCarthy	GBR	Tonykart	Strawberry Racing	7	7:39.138	9.470	1:04.462	6	83,491	6
7	32	Jordan Brown-Nutley	GBR	Tonykart	Coles Racing	7	7:39.279	9.611	1:04.321	4	83,674	7
8	118	Ben Scott	GBR	Flandria Kart	Flandria Competition Kart	7	7:40.013	10.345	1:04.583	4	83,335	8
9	24	Dennis Mavlanov	RUS		Daems Racing	7	7:40.190	10.522	1:04.078	5	83,991	9
10	17	Louis-Ferdinand Simmenau	FRA	Tonykart	Jana Racing	7	7:40.298	10.630	1:04.558	4	83,367	10
11	106	Ayrton Simmons	GBR	Tonykart	Coles Racing	7	7:41.586	11.918	1:04.505	4	83,435	11
12	103	Gianfranco Mazzaferro	CAN	Alonso	Dan Holland Racing	7	7:41.771	12.103	1:04.127	5	83,927	12
13	35	Ido Cohen	ISR	Tonykart	Protrain Racing	7	7:41.972	12.304	1:04.634	6	83,269	13
14	120	Sacha Fenestraz	FRA	Tonykart	Malevaut Sport	7	7:42.680	13.012	1:04.693	5	83,193	14
15	60	Mauricio Van der Laan	ESP	Intrepid	Intrepid Driver Program	7	7:43.145	13.477	1:04.013	6	84,077	15
16	26	Finlay Hutchison	GBR	Alonso	Dan Holland Racing	7	7:48.307	18.639	1:04.162	6	83,881	16
17	46	Perdana Minang	IDN	tonykart	Aim Motorsport/RedWhite Racin	7	7:59.384	29.716	1:03.923	7	84,195	17
18	119	Taymour Kermanshahchi	UAE	Tonykart	Msport Karting	7	8:01.926	32.258	1:04.652	7	83,246	18

## Announcements

- No. 60 warning board / time penalty 5 sec
- No. 46 time penalty 10 sec. / unfair driving

Margin of Victory	Ø km/h	Best Lap Tm	km/h	Best Lap by
2.148	83,782	1:03.575	84,656	5 - Max Timmermans

Official Timing [www.rgmmc.com](http://www.rgmmc.com)

Orbits

Timekeeping M. Wagner:

Clerk of the course Thomas Lainer:

[www.mylaps.com](http://www.mylaps.com)

Steward Horst Seidel:

Chief Scrutineer Paul Klaassen:

Licensed to: Motorsport Events

Printed: 06.09.2014 18:06:22

posted at:

h



Rotax Euro Challenge 2014 Salbris/France

Rotax Juniors

Salbris 1,495 Km

RACE 12 Qualifying Heat 6 B-C

06.09.2014 16:00

Race (7 Laps) started at 16:03:01

Table with columns: Lap, Time of Day, Lap Tm, Diff, S1 Tm, S2 Tm, S3 Tm. Lists drivers (5) Max Timmermans, (36) Alex Quinn, (86) Marcus Armstrong, (49) Dave Wooder, (94) Max Hofer, (33) Jack McCarthy, (32) Jordan Brown-Nutley, (118) Ben Scott, (24) Dennis Mavlanov, (17) Louis-Ferdinand Simmenauer, (106) Ayrton Simmons, (103) Gianfranco Mazzaferro, (35) Ido Cohen, (120) Sacha Fenestraz, (60) Mauricio Van der Laan. Includes lap times and sector times.

Timekeeping M. Wagner: [Signature] Clerk of the course Thomas Lainer:

Steward Horst Seidel: Chief Scrutineer Paul Klaassen:

www.mylaps.com Licensed to: Motorsport Events





# Rotax Euro Challenge 2014 Salbris/France

Rotax Juniors

Salbris 1,495 Km

RACE 12 Qualifying Heat 6 B-C

06.09.2014 16:00

Race (7 Laps) started at 16:03:01

Lap	Time of Day	Lap Tm	Diff	S1 Tm	S2 Tm	S3 Tm	Lap	Time of Day	Lap Tm	Diff	S1 Tm	S2 Tm	S3 Tm
5	16:08:30.457	1:04.339	+0.326	22.393	19.000	22.946							
6	16:09:34.470	1:04.013		22.182	18.906	22.925							
7	16:10:39.755	1:05.285	+1.272	22.647	19.537	23.101							
<b>(26) Finlay Hutchison</b>													
1	16:04:21.973	1:19.756	+15.594	25.154	31.080	23.522							
2	16:05:27.048	1:05.075	+0.913	22.638	19.222	23.215							
3	16:06:32.014	1:04.966	+0.804	22.379	19.386	23.201							
4	16:07:36.587	1:04.573	+0.411	22.650	18.936	22.987							
5	16:08:40.994	1:04.407	+0.245	22.369	18.897	23.141							
6	16:09:45.156	1:04.162		22.356	18.826	22.980							
7	16:10:49.917	1:04.761	+0.599	22.437	18.920	23.404							
<b>(46) Perdana Minang</b>													
1	16:04:13.282	1:11.342	+7.419	25.275	22.781	23.286							
2	16:05:18.094	1:04.812	+0.889	22.394	19.098	23.320							
3	16:06:23.797	1:05.703	+1.780	23.133	19.666	22.904							
4	16:07:38.926	1:15.129	+11.206	33.040	19.058	23.031							
5	16:08:43.018	1:04.092	+0.169	22.242	18.914	22.936							
6	16:09:47.071	1:04.053	+0.130	22.184	18.972	22.897							
7	16:10:50.994	1:03.923		22.088	18.908	22.927							
<b>(119) Taymour Kermanshahchi</b>													
1	16:04:11.441	1:08.883	+4.231	25.733	19.549	23.601							
2	16:05:17.589	1:06.148	+1.496	22.671	19.947	23.530							
3	16:06:23.299	1:05.710	+1.058	23.209	19.360	23.141							
4	16:07:49.178	1:25.879	+21.227	38.629	23.881	23.369							
5	16:08:53.979	1:04.801	+0.149	22.498	19.111	23.192							
6	16:09:58.884	1:04.905	+0.253	22.629	18.976	23.300							
7	16:11:03.536	1:04.652		22.492	18.985	23.175							




# Rotax Euro Challenge

Juniors Salbris / France

Ranking after Heats

Pos.	No.	Firstname	Lastname	Nat.	Chassis	Race Team	QP	Points	Diff.	A-B	C-D	A-C	B-D	A-D	B-C
1	8	Thomas	<b>Preining</b>	AUT	FA Kart	Team TKP	1	0		0	--	0	--	0	--
2	5	Max	<b>Timmermans</b>	BEL	Tonykart	Strawberry Racing	2	2	-2	2	--	--	0	--	0
3	62	Richard	<b>Veschoor</b>	NLD	FA Kart	Team TKP	8	5	-5	--	0	--	3	2	--
4	86	Marcus	<b>Armstrong</b>	NZL	Alonso	Dan Holland Racing	7	8	-8	--	3	2	--	--	3
5	95	Dean	<b>MacDonald</b>	GBR	Tonykart	Strawberry Racing	4	9	-9	--	2	--	4	3	--
6	36	Alex	<b>Quinn</b>	GBR	Tonykart	Coles Racing	3	11	-11	--	4	5	--	--	2
7	16	Jean-Baptist	<b>Simmenauer</b>	FRA	Tonykart	Jana Racing	5	11	-11	4	--	3	--	4	--
8	33	Jack	<b>McCarthy</b>	GBR	Tonykart	Strawberry Racing	6	13	-13	5	--	--	2	--	6
9	49	Dave	<b>Wooder</b>	GBR	Alonso	Dan Holland Racing	11	15	-15	--	5	6	--	--	4
10	32	Jordan	<b>Brown-Nutley</b>	GBR	Tonykart	Coles Racing	18	24	-24	12	--	--	5	--	7
11	88	Mick	<b>Wishofer</b>	AUT	Birel	KMS - Birel Motorsport	9	25	-25	3	--	4	--	18	--
12	94	Max	<b>Hofer</b>	AUT	FA Kart	Team TKP	19	25	-25	--	12	8	--	--	5
13	24	Dennis	<b>Mavlanov</b>	RUS		Daems Racing	31	26	-26	--	6	11	--	--	9
14	90	Adrien	<b>Renaudin</b>	FRA	Sodikart	KPR	17	27	-27	6	--	16	--	5	--
15	60	Mauricio	<b>Van der Laan</b>	ESP	Intrepid	Intrepid Driver Program	10	29	-29	8	--	--	6	--	15
16	43	Enzo	<b>Coursimault</b>	FRA	Kosmic	PKS	37	29	-29	16	--	7	--	6	--
17	103	Gianfranco	<b>Mazzaferro</b>	CAN	Alonso	Dan Holland Racing	23	30	-30	--	9	9	--	--	12
18	121	Nazim	<b>Azman</b>	MYS	Kosmic	Aim Motorsport	28	32	-32	--	13	--	8	11	--
19	53	Marta	<b>Garcia</b>	ESP	Zanardi	MGL Racing Xtreme	13	33	-33	9	--	17	--	7	--
20	35	Ido	<b>Cohen</b>	ISR	Tonykart	Protrain Racing	34	33	-33	11	--	--	9	--	13
21	31	Daniel	<b>Louko</b>	FIN	Tonykart	MPT Racing	12	34	-34	--	10	--	7	17	--
22	77	Lluc	<b>Ibanez</b>	ESP	Kosmic	Binakart	16	34	-34	--	8	--	14	12	--
23	87	Nicolas	<b>Schoell</b>	AUT	Alonso	Dan Holland Racing	25	35	-35	14	--	13	--	8	--
24	22	Jakub	<b>Bezel</b>	CZE	MS Kart	MS Kart Racing Team	32	37	-37	--	14	--	13	10	--
25	93	Michael	<b>McCarthy</b>	USA	Birel	KMS - Birel Motorsport	20	39	-39	--	16	--	10	13	--
26	110	Keanon	<b>Santoso</b>	IDN	Gillard	PDB Racing Team	36	39	-39	--	11	--	12	16	--
27	17	Louis-Ferdi	<b>Simmenauer</b>	FRA	Tonykart	Jana Racing	14	41	-41	10	--	--	21	--	10
28	112	Adam	<b>Haikal</b>	MYS	FA Kart	Team TKP	24	41	-41	--	15	--	11	15	--
Position 1 -28 qualified for Prefinal															
29	106	Ayrton	<b>Simmons</b>	GBR	Tonykart	Coles Racing	27	41	-41	--	18	12	--	--	11
30	58	Dzianis	<b>Slavinski</b>	BLR	Tonykart	M-Racing	21	42	-42	13	--	15	--	14	--
31	119	Taymour	<b>Kermanshahchi</b>	UAE	Tonykart	Msport Karting	35	43	-43	--	7	18	--	--	18
32	46	Perdana	<b>Minang</b>	IDN	tonykart	Aim Motorsport/RedWhit	15	44	-44	--	17	10	--	--	17
33	26	Finlay	<b>Hutchison</b>	GBR	Alonso	Dan Holland Racing	22	44	-44	7	--	--	21	--	16
34	89	Matthew	<b>Solarczyk</b>	USA	Birel	KMS - Birel Motorsport	33	46	-46	18	--	19	--	9	--
35	118	Ben	<b>Scott</b>	GBR	Flandria Kart	Flandria Competition Kar	26	48	-48	19	--	--	21	--	8
36	65	Emilien	<b>Carde</b>	FRA	Kosmic	Matec Competition	29	50	-50	15	--	14	--	21	--
37	120	Sacha	<b>Fenestraz</b>	FRA	Tonykart	Malevaut Sport	30	52	-52	17	--	--	21	--	14

**Announcements:**  
----- These results are provisional until the conclusion of any judicial and technical matters -----

Clerk of the course Thomas Lainer: Stewards (Chairman) Horst Seidel:  
Timekeeping M. Wagner:  Scrutineer Paul Klaassen:

Printed: 06.09.2014 18:08 Posted at: h

Rotax Euro Challenge  
 Class: Juniors  
 Date/Time: 07.09.2014 10:10

Track: Salbris / France  
 Heat: Second Chance Heat  
 Laps: 7

Edition 1

	17	
33		34
	16	
31		32
	15	
29		30
	14	
27		28
	13	
25		26
	12	
23		24
	11	
21		22
	10	
19		20
	9	
17		18
	8	
15		16
	7	
13		14
	6	
11		12
<b>Sacha Fenestraz</b>	<b>120</b>	Points 52 Quali Rank 30
	9	
<b>Ben Scott</b>	<b>118</b>	Points 48 Quali Rank 26
	7	
<b>Finlay Hutchison</b>	<b>26</b>	Points 44 Quali Rank 22
	5	
<b>Taymour Kermanshahchi</b>	<b>119</b>	Points 43 Quali Rank 35
	3	
<b>Ayrton Simmons</b>	<b>106</b>	Points 41 Quali Rank 27
	1	
<b>Pole Position</b>	<b>Row</b>	
	5	
	10	
	4	<b>Emilien Carde</b>
	8	<b>65</b>
		Points 50 Quali Rank 29
	3	<b>Matthew Solarczyk</b>
	6	<b>89</b>
		Points 46 Quali Rank 33
	2	<b>Perdana Minang</b>
	4	<b>46</b>
		Points 44 Quali Rank 15
	1	<b>Dzianis Slavinski</b>
	2	<b>58</b>
		Points 42 Quali Rank 21

Clerk of the course Thomas Lainer:  
 Stewards (Chairman) Horst Seidel:

Scrutineer Paul Klaassen:  
 Timekeeping M. Wagner:



# Rotax Euro Challenge 2014 Salbris/France

Rotax Juniors

Salbris 1,495 Km

Warm up qualified 29-62

07.09.2014 09:00

Practice (5:00 Time) started at 9:00:00

Pos	No.	Name	Nat.	Chassis	Race Team	Laps	Best Tm	Diff	Gap	In Lap	km/h
1	26	Finlay Hutchison	GBR	Alonso	Dan Holland Racing	5	1:05.067			5	82,715
2	46	Perdana Minang	IDN	tonykart	Aim Motorsport/RedWhite F	4	1:05.081	0.014	0.014	4	82,697
3	65	Emilien Carde	FRA	Kosmic	Matec Competition	5	1:05.215	0.148	0.134	5	82,527
4	120	Sacha Fenestraz	FRA	Tonykart	Malevaut Sport	5	1:05.240	0.173	0.025	5	82,495
5	58	Dzianis Slavinski	BLR	Tonykart	M-Racing	5	1:05.278	0.211	0.038	4	82,447
6	89	Matthew Solarczyk	USA	Birel	KMS - Birel Motorsport	4	1:05.367	0.300	0.089	4	82,335
7	106	Ayrton Simmons	GBR	Tonykart	Coles Racing	4	1:05.467	0.400	0.100	3	82,209
8	119	Taymour Kermanshahchi	UAE	Tonykart	Msport Karting	4	1:05.469	0.402	0.002	4	82,207
9	118	Ben Scott	GBR	Flandria Kart	Flandria Competition Kart	3	1:06.040	0.973	0.571	3	81,496



# Rotax Euro Challenge 2014 Salbris/France

Rotax Juniors

Salbris 1,495 Km

Warm up qualified 29-62

07.09.2014 09:00

Practice (5:00 Time) started at 9:00:00

Lap	Time of Day	Lap Tm	Diff	S1 Tm	S2 Tm	S3 Tm	Lap	Time of Day	Lap Tm	Diff	S1 Tm	S2 Tm	S3 Tm
<b>(26) Finlay Hutchison</b>													
1	9:01:42.546	<b>1:06.973</b>	+1.906	23.744	19.564	23.665							
2	9:02:48.342	<b>1:05.796</b>	+0.729	22.934	19.359	23.503							
3	9:03:53.797	<b>1:05.455</b>	+0.388	22.810	19.264	23.381							
4	9:05:00.512	<b>1:06.715</b>	+1.648	22.895	20.637	<b>23.183</b>							
5	9:06:05.579	<b>1:05.067</b>		<b>22.683</b>	<b>19.200</b>	23.184							
<b>(46) Perdana Minang</b>													
1	9:01:47.802	<b>1:06.434</b>	+1.353	23.425	19.542	23.467							
2	9:02:53.430	<b>1:05.628</b>	+0.547	22.940	19.446	23.242							
3	9:03:58.608	<b>1:05.178</b>	+0.097	22.706	19.210	23.262							
4	9:05:03.689	<b>1:05.081</b>		<b>22.675</b>	<b>19.184</b>	<b>23.222</b>							
<b>(65) Emilien Carde</b>													
1	9:01:43.516	<b>1:06.523</b>	+1.308	23.521	19.506	23.496							
2	9:02:49.301	<b>1:05.785</b>	+0.570	23.007	19.367	23.411							
3	9:03:54.765	<b>1:05.464</b>	+0.249	22.863	19.269	23.332							
4	9:05:00.113	<b>1:05.348</b>	+0.133	22.771	19.214	23.363							
5	9:06:05.328	<b>1:05.215</b>		<b>22.754</b>	<b>19.162</b>	<b>23.299</b>							
<b>(120) Sacha Fenestraz</b>													
1	9:01:43.438	<b>1:07.465</b>	+2.225	23.863	19.779	23.823							
2	9:02:49.850	<b>1:06.412</b>	+1.172	23.375	19.547	23.490							
3	9:03:55.561	<b>1:05.711</b>	+0.471	22.942	<b>19.402</b>	23.367							
4	9:05:01.232	<b>1:05.671</b>	+0.431	22.875	19.523	<b>23.273</b>							
5	9:06:06.472	<b>1:05.240</b>		<b>22.530</b>	19.414	23.296							
<b>(58) Dzianis Slavinski</b>													
1	9:01:44.671	<b>1:06.778</b>	+1.500	23.677	19.672	23.429							
2	9:02:50.394	<b>1:05.723</b>	+0.445	23.020	19.375	23.328							
3	9:03:55.734	<b>1:05.340</b>	+0.062	22.784	<b>19.267</b>	23.289							
4	9:05:01.012	<b>1:05.278</b>		<b>22.634</b>	19.370	23.274							
5	9:06:06.718	<b>1:05.706</b>	+0.428	23.175	19.272	<b>23.259</b>							
<b>(89) Matthew Solarczyk</b>													
1	9:01:51.570	<b>1:06.857</b>	+1.490	23.728	19.503	23.626							
2	9:02:57.215	<b>1:05.645</b>	+0.278	22.916	19.332	23.397							
3	9:04:02.597	<b>1:05.382</b>	+0.015	22.730	<b>19.271</b>	23.381							
4	9:05:07.964	<b>1:05.367</b>		<b>22.725</b>	19.322	<b>23.320</b>							
<b>(106) Ayrton Simmons</b>													
1	9:01:47.156	<b>1:06.844</b>	+1.377	23.472	19.648	23.724							
2	9:02:52.843	<b>1:05.687</b>	+0.220	22.833	19.385	23.469							
3	9:03:58.310	<b>1:05.467</b>		<b>22.746</b>	<b>19.287</b>	23.434							
4	9:05:04.230	<b>1:05.920</b>	+0.453	23.363	19.337	<b>23.220</b>							
<b>(119) Taymour Kermanshahchi</b>													
1	9:01:48.489	<b>1:07.257</b>	+1.788	23.952	19.736	23.569							
2	9:02:53.993	<b>1:05.504</b>	+0.035	22.784	19.370	23.350							
3	9:03:59.526	<b>1:05.533</b>	+0.064	<b>22.645</b>	19.399	23.489							
4	9:05:04.995	<b>1:05.469</b>		22.852	<b>19.353</b>	<b>23.264</b>							
<b>(118) Ben Scott</b>													
1	9:01:53.224	<b>1:07.837</b>	+1.797	24.189	19.879	23.769							
2	9:02:59.480	<b>1:06.256</b>	+0.216	23.176	19.588	23.492							
3	9:04:05.520	<b>1:06.040</b>		<b>23.122</b>	19.447	<b>23.471</b>							

Timekeeping M. Wagner:

Clerk of the course Thomas Lainer:

Steward Horst Seidel:

Chief Scrutineer Paul Klaassen:

www.mylaps.com

Licensed to: Motorsport Events

Printed: 07.09.2014 09:07:30

posted at: h



# Rotax Euro Challenge 2014 Salbris/France

Rotax Juniors

Salbris 1,495 Km

Warm up qualified 1-28

07.09.2014 09:20

Practice (5:00 Time) started at 9:20:01

Pos	No.	Name	Nat.	Chassis	Race Team	Laps	Best Tm	Diff	Gap	In Lap	km/h
1	5	Max Timmermans	BEL	Tonykart	Strawberry Racing	4	1:03.875			4	84,258
2	49	Dave Wooder	GBR	Alonso	Dan Holland Racing	4	1:03.990	0.115	0.115	4	84,107
3	16	Jean-Baptiste Simmenau	FRA	Tonykart	Jana Racing	4	1:04.003	0.128	0.013	4	84,090
4	8	Thomas Preining	AUT	FA Kart	Team TKP	4	1:04.033	0.158	0.030	4	84,050
5	88	Mick Wishofer	AUT	Birel	KMS - Birel Motorsport	5	1:04.098	0.223	0.065	4	83,965
6	86	Marcus Armstrong	NZL	Alonso	Dan Holland Racing	4	1:04.137	0.262	0.039	4	83,914
7	103	Gianfranco Mazzaferro	CAN	Alonso	Dan Holland Racing	4	1:04.251	0.376	0.114	4	83,765
8	60	Mauricio Van der Laan	ESP	Intrepid	Intrepid Driver Program	5	1:04.274	0.399	0.023	4	83,735
9	95	Dean MacDonald	GBR	Tonykart	Strawberry Racing	4	1:04.301	0.426	0.027	4	83,700
10	53	Marta Garcia	ESP	Zanardi	MGL Racing Xtreme	5	1:04.313	0.438	0.012	5	83,684
11	87	Nicolas Schoell	AUT	Alonso	Dan Holland Racing	4	1:04.314	0.439	0.001	3	83,683
12	94	Max Hofer	AUT	FA Kart	Team TKP	4	1:04.328	0.453	0.014	3	83,665
13	62	Richard Veschoor	NLD	FA Kart	Team TKP	4	1:04.340	0.465	0.012	4	83,649
14	35	Ido Cohen	ISR	Tonykart	Protrain Racing	5	1:04.408	0.533	0.068	5	83,561
15	36	Alex Quinn	GBR	Tonykart	Coles Racing	4	1:04.429	0.554	0.021	4	83,534
16	24	Dennis Mavlanov	RUS		Daems Racing	5	1:04.472	0.597	0.043	5	83,478
17	77	Lluc Ibanez	ESP	Kosmic	Binakart	5	1:04.573	0.698	0.101	4	83,348
18	90	Adrien Renaudin	FRA	Sodikart	KPR	5	1:04.610	0.735	0.037	4	83,300
19	33	Jack McCarthy	GBR	Tonykart	Strawberry Racing	4	1:04.614	0.739	0.004	3	83,295
20	31	Daniel Louko	FIN	Tonykart	MPT Racing	4	1:04.704	0.829	0.090	4	83,179
21	43	Enzo Coursimault	FRA	Kosmic	PKS	4	1:04.779	0.904	0.075	4	83,082
22	110	Keanon Santoso	IDN	Gillard	PDB Racing Team	5	1:04.796	0.921	0.017	4	83,061
23	112	Adam Haikal	MYS	FA Kart	Team TKP	5	1:04.809	0.934	0.013	4	83,044
24	17	Louis-Ferdinand Simmena	FRA	Tonykart	Jana Racing	4	1:04.831	0.956	0.022	4	83,016
25	32	Jordan Brown-Nutley	GBR	Tonykart	Coles Racing	4	1:04.968	1.093	0.137	3	82,841
26	93	Michael McCarthy	USA	Birel	KMS - Birel Motorsport	4	1:04.970	1.095	0.002	4	82,838
27	22	Jakub Bezel	CZE	MS Kart	MS Kart Racing Team	4	1:05.560	1.685	0.590	3	82,093
28	121	Nazim Azman	MYS	Kosmic	Aim Motorsport	1	1:11.556	7.681	5.996	1	75,214

Timekeeping M. Wagner:

Clerk of the course Thomas Lainer:

Steward Horst Seidel:

Chief Scrutineer Paul Klaassen:

[www.mylaps.com](http://www.mylaps.com)

Printed: 07.09.2014 09:26:24

posted at: h

Licensed to: Motorsport Events





# Rotax Euro Challenge 2014 Salbris/France

Rotax Juniors

Salbris 1,495 Km

Warm up qualified 1-28

07.09.2014 09:20

Practice (5:00 Time) started at 9:20:01

Lap	Time of Day	Lap Tm	Diff	S1 Tm	S2 Tm	S3 Tm	Lap	Time of Day	Lap Tm	Diff	S1 Tm	S2 Tm	S3 Tm
4	9:25:13.196	<b>1:04.779</b>		22.576	19.130	23.073							
<b>(110) Keanon Santoso</b>													
1	9:21:44.553	<b>1:07.100</b>	+2.304	24.092	19.679	23.329							
2	9:22:50.089	<b>1:05.536</b>	+0.740	22.670	19.693	23.173							
3	9:23:55.313	<b>1:05.224</b>	+0.428	22.645	19.353	23.226							
4	9:25:00.109	<b>1:04.796</b>		22.503	<b>19.204</b>	23.089							
5	9:26:05.007	<b>1:04.898</b>	+0.102	<b>22.486</b>	19.324	<b>23.088</b>							
<b>(112) Adam Haikal</b>													
1	9:21:41.417	<b>1:07.362</b>	+2.553	24.039	19.895	23.428							
2	9:22:47.390	<b>1:05.973</b>	+1.164	23.505	19.354	23.114							
3	9:23:52.430	<b>1:05.040</b>	+0.231	22.566	19.315	23.159							
4	9:24:57.239	<b>1:04.809</b>		<b>22.545</b>	<b>19.241</b>	<b>23.023</b>							
5	9:26:02.154	<b>1:04.915</b>	+0.106	22.565	19.273	23.077							
<b>(17) Louis-Ferdinand Simmenauer</b>													
1	9:21:47.964	<b>1:08.158</b>	+3.327	25.111	19.741	23.306							
2	9:22:53.818	<b>1:05.854</b>	+1.023	23.156	19.583	23.115							
3	9:23:59.622	<b>1:05.804</b>	+0.973	23.178	19.495	23.131							
4	9:25:04.453	<b>1:04.831</b>		<b>22.677</b>	<b>19.148</b>	<b>23.006</b>							
<b>(32) Jordan Brown-Nutley</b>													
1	9:21:50.829	<b>1:06.527</b>	+1.559	23.802	19.446	23.279							
2	9:22:56.224	<b>1:05.395</b>	+0.427	22.955	19.262	23.178							
3	9:24:01.192	<b>1:04.968</b>		<b>22.688</b>	19.241	23.039							
4	9:25:06.554	<b>1:05.362</b>	+0.394	23.363	<b>19.080</b>	<b>22.919</b>							
<b>(93) Michael McCarthy</b>													
1	9:21:47.772	<b>1:08.453</b>	+3.483	25.303	19.907	23.243							
2	9:22:53.336	<b>1:05.564</b>	+0.594	23.207	19.214	23.143							
3	9:24:00.255	<b>1:06.919</b>	+1.949	22.965	20.125	23.829							
4	9:25:05.225	<b>1:04.970</b>		<b>22.751</b>	<b>19.186</b>	<b>23.033</b>							
<b>(22) Jakub Bezel</b>													
1	9:21:53.586	<b>1:16.482</b>	+10.922	32.769	20.021	23.692							
2	9:22:59.736	<b>1:06.150</b>	+0.590	23.118	19.731	23.301							
3	9:24:05.296	<b>1:05.560</b>		<b>22.758</b>	19.388	23.414							
4	9:25:10.895	<b>1:05.599</b>	+0.039	23.069	<b>19.342</b>	<b>23.188</b>							
<b>(121) Nazim Azman</b>													
1	9:21:50.121	<b>1:11.556</b>		<b>25.844</b>	21.245	<b>24.467</b>							





# Rotax Euro Challenge 2014 Salbris/France

Rotax Juniors

Salbris 1,495 Km

Second Chance Heat

**-NEW 2-**

07.09.2014 10:10

Race (7 Laps) started at 10:13:28

Pos	No.	Name	Nat.	Chassis	Race Team	Laps	Total Tm	Diff	Best Tm	In Lap	km/h	Points
1	58	Dzianis Slavinski	BLR	Tonykart	M-Racing	7	7:37.985		1:05.068	7	82,713	0
2	106	Ayrton Simmons	GBR	Tonykart	Coles Racing	7	7:38.619	0.634	1:05.051	6	82,735	0
3	65	Emilien Carde	FRA	Kosmic	Matec Competition	7	7:38.837	0.852	1:04.777	6	83,085	0
4	89	Matthew Solarczyk	USA	Birel	KMS - Birel Motorsport	7	7:40.723	2.738	1:04.527	7	83,407	0
5	46	Perdana Minang	IDN	tonykart	Aim Motorsport/RedWhite Racin	7	7:41.122	3.137	1:04.914	6	82,910	0
6	26	Finlay Hutchison	GBR	Alonso	Dan Holland Racing	7	7:42.534	4.549	1:04.398	7	83,574	0
7	120	Sacha Fenestraz	FRA	Tonykart	Malevaut Sport	7	7:43.693	5.708	1:04.226	6	83,798	0
8	118	Ben Scott	GBR	Flandria Kart	Flandria Competition Kart	7	7:53.078	15.093	1:04.756	7	83,112	0
9	119	Taymour Kermanshahchi	UAE	Tonykart	Msport Karting	4	4:24.630	3 Laps	1:05.412	3	82,278	0

## Announcements

These results are provisional until the conclusion of any judicial and technical matters!

No. 120 warning board / time penalty 5 sec

No. 118 time penalty 10 sec. / unfair driving

Margin of Victory	Ø km/h	Best Lap Tm	km/h	Best Lap by
0.634	82,260	1:04.226	83,798	120 - Sacha Fenestraz

Official Timing [www.rgmmc.com](http://www.rgmmc.com)

Orbits

Timekeeping M. Wagner:

Clerk of the course Thomas Lainer:

[www.mylaps.com](http://www.mylaps.com)

Steward Horst Seidel:

Chief Scrutineer Paul Klaassen:

Licensed to: Motorsport Events

Printed: 07.09.2014 10:47:40

posted at:

h



# Rotax Euro Challenge 2014 Salbris/France

## Rotax Juniors

Salbris 1,495 Km

## Second Chance Heat

07.09.2014 10:10

## Race (7 Laps) started at 10:13:28

Lap	Time of Day	Lap Tm	Diff	S1 Tm	S2 Tm	S3 Tm	Lap	Time of Day	Lap Tm	Diff	S1 Tm	S2 Tm	S3 Tm
<b>(58) Dzianis Slavinski</b>													
1	10:14:34.822	<b>1:06.646</b>	+1.578	23.829	19.435	23.382	2	10:15:41.617	<b>1:04.935</b>	+0.179	22.672	19.203	23.060
2	10:15:40.313	<b>1:05.491</b>	+0.423	22.861	19.269	23.361	3	10:16:47.096	<b>1:05.479</b>	+0.723	23.179	19.189	23.111
3	10:16:45.774	<b>1:05.461</b>	+0.393	22.919	19.300	23.242	4	10:17:52.912	<b>1:05.816</b>	+1.060	22.861	19.115	23.840
4	10:17:50.861	<b>1:05.087</b>	+0.019	22.709	19.181	23.197	5	10:19:01.729	<b>1:08.817</b>	+4.061	25.766	19.300	23.751
5	10:18:55.942	<b>1:05.081</b>	+0.013	22.728	<b>19.160</b>	23.193	6	10:20:06.498	<b>1:04.769</b>	+0.013	<b>22.552</b>	19.167	<b>23.050</b>
6	10:20:01.093	<b>1:05.151</b>	+0.083	22.712	19.236	23.203	7	10:21:11.254	<b>1:04.756</b>		22.587	<b>19.079</b>	23.090
7	10:21:06.161	<b>1:05.068</b>		<b>22.692</b>	19.217	<b>23.159</b>	<b>(119) Taymour Kermanshahchi</b>						
<b>(106) Ayrton Simmons</b>													
1	10:14:34.714	<b>1:06.523</b>	+1.472	23.596	19.455	23.472	1	10:14:35.314	<b>1:07.002</b>	+1.590	24.162	19.366	23.474
2	10:15:40.547	<b>1:05.833</b>	+0.782	23.137	19.449	23.247	2	10:15:40.983	<b>1:05.669</b>	+0.257	23.175	19.324	23.170
3	10:16:46.024	<b>1:05.477</b>	+0.426	22.973	19.364	<b>23.140</b>	3	10:16:46.395	<b>1:05.412</b>		<b>23.012</b>	<b>19.264</b>	<b>23.136</b>
4	10:17:51.125	<b>1:05.101</b>	+0.050	22.702	19.245	23.154	4	10:17:52.806	<b>1:06.411</b>	+0.999	23.224	19.279	23.908
5	10:18:56.251	<b>1:05.126</b>	+0.075	<b>22.622</b>	19.355	23.149	<b>(120) Sacha Fenestraz</b>						
6	10:20:01.302	<b>1:05.051</b>		22.674	<b>19.231</b>	23.146	1	10:14:37.050	<b>1:08.354</b>	+4.128	25.221	19.813	23.320
7	10:21:06.795	<b>1:05.493</b>	+0.442	22.663	19.422	23.408	2	10:15:41.914	<b>1:04.864</b>	+0.638	22.525	19.278	23.061
<b>(65) Emilien Carde</b>													
1	10:14:36.342	<b>1:07.740</b>	+2.963	24.463	19.846	23.431	3	10:16:47.278	<b>1:05.364</b>	+1.138	22.999	19.281	23.084
2	10:15:41.266	<b>1:04.924</b>	+0.147	22.625	19.208	23.091	4	10:17:52.615	<b>1:05.337</b>	+1.111	22.801	19.132	23.404
3	10:16:46.659	<b>1:05.393</b>	+0.616	22.928	19.235	23.230	5	10:18:57.567	<b>1:04.952</b>	+0.726	22.709	19.139	23.104
4	10:17:51.645	<b>1:04.986</b>	+0.209	22.792	19.126	23.068	6	10:20:01.793	<b>1:04.226</b>		<b>22.221</b>	<b>19.017</b>	<b>22.988</b>
5	10:18:56.792	<b>1:05.147</b>	+0.370	<b>22.391</b>	19.635	23.121	7	10:21:06.869	<b>1:05.076</b>	+0.850	22.336	19.342	23.398
6	10:20:01.569	<b>1:04.777</b>		22.629	<b>19.087</b>	<b>23.061</b>	<b>(89) Matthew Solarczyk</b>						
7	10:21:07.013	<b>1:05.444</b>	+0.667	22.781	19.292	23.371	1	10:14:36.934	<b>1:08.496</b>	+3.969	25.350	19.801	23.345
<b>(46) Perdana Minang</b>													
1	10:14:37.265	<b>1:08.940</b>	+4.026	25.261	20.320	23.359	2	10:15:42.787	<b>1:05.853</b>	+1.326	22.774	19.841	23.238
2	10:15:42.458	<b>1:05.193</b>	+0.279	22.588	19.585	<b>23.020</b>	3	10:16:48.657	<b>1:05.870</b>	+1.343	22.432	19.527	23.911
3	10:16:48.574	<b>1:06.116</b>	+1.202	22.552	19.920	23.644	4	10:17:53.761	<b>1:05.104</b>	+0.577	22.750	19.317	<b>23.037</b>
4	10:17:53.685	<b>1:05.111</b>	+0.197	22.698	19.265	23.148	5	10:18:59.591	<b>1:05.830</b>	+1.303	22.469	20.138	23.223
5	10:18:59.322	<b>1:05.637</b>	+0.723	22.712	19.659	23.266	6	10:20:04.372	<b>1:04.781</b>	+0.254	<b>22.399</b>	19.184	23.198
6	10:20:04.236	<b>1:04.914</b>		<b>22.470</b>	19.260	23.184	7	10:21:08.899	<b>1:04.527</b>		22.406	<b>19.061</b>	23.060
7	10:21:09.298	<b>1:05.062</b>	+0.148	22.715	<b>19.217</b>	23.130	<b>(26) Finlay Hutchison</b>						
<b>(118) Ben Scott</b>													
1	10:14:36.682	<b>1:08.174</b>	+3.418	24.465	20.413	23.296	1	10:14:35.401	<b>1:06.995</b>	+2.597	24.207	19.412	23.376
<b>(26) Finlay Hutchison</b>													
2	10:15:40.802	<b>1:05.401</b>	+1.003	22.910	19.271	23.220	2	10:15:40.802	<b>1:05.401</b>	+1.003	22.910	19.271	23.220
3	10:16:46.501	<b>1:05.699</b>	+1.301	22.962	19.295	23.442	3	10:16:46.501	<b>1:05.699</b>	+1.301	22.962	19.295	23.442
4	10:17:51.437	<b>1:04.936</b>	+0.538	22.738	19.095	23.103	4	10:17:51.437	<b>1:04.936</b>	+0.538	22.738	19.095	23.103
5	10:19:01.607	<b>1:10.170</b>	+5.772	<b>22.376</b>			5	10:19:01.607	<b>1:10.170</b>	+5.772	<b>22.376</b>		
6	10:20:06.312	<b>1:04.705</b>	+0.307	22.394	19.289	23.022	6	10:20:06.312	<b>1:04.705</b>	+0.307	22.394	19.289	23.022
7	10:21:10.710	<b>1:04.398</b>		22.398	<b>19.012</b>	<b>22.988</b>	7	10:21:10.710	<b>1:04.398</b>		22.398	<b>19.012</b>	<b>22.988</b>



Rotax Euro Challenge  
Class: Juniors  
Date/Time: 07.09.2014 11:30

Track: Salbris / France  
Heat: Prefinal  
Laps: 9

Edition 1

Perdana Minang	46	2nd Chance 5	17	Finlay Hutchison	26	2nd Chance 6
	33				34	
Emilien Carde	65	2nd Chance 3	16	Matthew Solarczyk	89	2nd Chance 4
	31				32	
Dzianis Slavinski	58	2nd Chance 1	15	Ayrton Simmons	106	2nd Chance 2
	29				30	
Louis-Ferdinand Simmenauer	17	Points 41 Quali Rank 14	14	Adam Haikal	112	Points 41 Quali Rank 24
	27				28	
Michael McCarthy	93	Points 39 Quali Rank 20	13	Keanon Santoso	110	Points 39 Quali Rank 36
	25				26	
Nicolas Schoell	87	Points 35 Quali Rank 25	12	Jakub Bezel	22	Points 37 Quali Rank 32
	23				24	
Daniel Louko	31	Points 34 Quali Rank 12	11	Lluc Ibanez	77	Points 34 Quali Rank 16
	21				22	
Marta Garcia	53	Points 33 Quali Rank 13	10	Ido Cohen	35	Points 33 Quali Rank 34
	19				20	
Gianfranco Mazzaferro	103	Points 30 Quali Rank 23	9	Nazim Azman	121	Points 32 Quali Rank 28
	17				18	
Mauricio Van der Laan	60	Points 29 Quali Rank 10	8	Enzo Coursimault	43	Points 29 Quali Rank 37
	15				16	
Dennis Mavlanov	24	Points 26 Quali Rank 31	7	Adrien Renaudin	90	Points 27 Quali Rank 17
	13				14	
Mick Wishofer	88	Points 25 Quali Rank 9	6	Max Hofer	94	Points 25 Quali Rank 19
	11				12	
Dave Wooder	49	Points 15 Quali Rank 11	5	Jordan Brown-Nutley	32	Points 24 Quali Rank 18
	9				10	
Jean-Baptiste Simmenauer	16	Points 11 Quali Rank 5	4	Jack McCarthy	33	Points 13 Quali Rank 6
	7				8	
Dean MacDonald	95	Points 9 Quali Rank 4	3	Alex Quinn	36	Points 11 Quali Rank 3
	5				6	
Richard Veschoor	62	Points 5 Quali Rank 8	2	Marcus Armstrong	86	Points 8 Quali Rank 7
	3				4	
Thomas Preining	8	Points 0 Quali Rank 1	1	Max Timmermans	5	Points 2 Quali Rank 2
	1				2	
			Row			

Pole Position

Clerk of the course Thomas Lainer:  
Stewards (Chairman) Horst Seidel:

Scrutineer Paul Klaassen:  
Timekeeping M. Wagner:



# Rotax Euro Challenge 2014 Salbris/France

Rotax Juniors

Salbris 1,495 Km

Pre-Final

**-NEW-**

07.09.2014 11:30

Race (9 Laps) started at 11:36:31

Pos	No.	Name	Nat.	Chassis	Race Team	Laps	Total Tm	Diff	Best Tm	In Lap	km/h	Points
1	8	Thomas Preining	AUT	FA Kart	Team TKP	9	9:41.568		1:03.835	8	84,311	34
2	36	Alex Quinn	GBR	Tonykart	Coles Racing	9	9:41.598	0.030	1:03.420	9	84,863	33
3	62	Richard Veschoor	NLD	FA Kart	Team TKP	9	9:42.791	1.223	1:03.927	7	84,190	32
4	49	Dave Wooder	GBR	Alonso	Dan Holland Racing	9	9:46.868	5.300	1:03.854	7	84,286	31
5	95	Dean MacDonald	GBR	Tonykart	Strawberry Racing	9	9:47.085	5.517	1:04.057	8	84,019	30
6	16	Jean-Baptiste Simmenauer	FRA	Tonykart	Jana Racing	9	9:47.244	5.676	1:04.311	7	83,687	29
7	33	Jack McCarthy	GBR	Tonykart	Strawberry Racing	9	9:48.446	6.878	1:03.923	7	84,195	28
8	24	Dennis Mavlanov	RUS		Daems Racing	9	9:48.611	7.043	1:04.085	8	83,982	27
9	87	Nicolas Schoell	AUT	Alonso	Dan Holland Racing	9	9:51.624	10.056	1:04.062	8	84,012	26
10	86	Marcus Armstrong	NZL	Alonso	Dan Holland Racing	9	9:53.689	12.121	1:03.977	6	84,124	25
11	58	Dzianis Slavinski	BLR	Tonykart	M-Racing	9	9:53.855	12.287	1:03.977	6	84,124	24
12	94	Max Hofer	AUT	FA Kart	Team TKP	9	9:55.200	13.632	1:04.369	6	83,612	23
13	90	Adrien Renaudin	FRA	Sodikart	KPR	9	9:55.308	13.740	1:04.460	6	83,494	22
14	60	Mauricio Van der Laan	ESP	Intrepid	Intrepid Driver Program	9	9:55.879	14.311	1:04.228	7	83,795	21
15	17	Louis-Ferdinand Simmenau	FRA	Tonykart	Jana Racing	9	9:56.387	14.819	1:04.239	7	83,781	20
16	46	Perdana Minang	IDN	tonykart	Aim Motorsport/RedWhite Racin	9	9:58.333	16.765	1:04.204	7	83,827	19
17	31	Daniel Louko	FIN	Tonykart	MPT Racing	9	9:58.820	17.252	1:04.263	8	83,750	18
18	121	Nazim Azman	MYS	Kosmic	Aim Motorsport	9	9:59.224	17.656	1:04.574	6	83,346	17
19	106	Ayrton Simmons	GBR	Tonykart	Coles Racing	9	9:59.336	17.768	1:04.188	8	83,847	16
20	103	Gianfranco Mazzaferro	CAN	Alonso	Dan Holland Racing	9	9:59.580	18.012	1:04.244	8	83,774	15
21	53	Marta Garcia	ESP	Zanardi	MGL Racing Xtreme	9	9:59.765	18.197	1:04.184	9	83,853	14
22	5	Max Timmermans	BEL	Tonykart	Strawberry Racing	9	10:02.945	21.377	1:03.969	6	84,135	13
23	89	Matthew Solarczyk	USA	Birel	KMS - Birel Motorsport	9	10:04.171	22.603	1:04.905	7	82,921	12
24	35	Ido Cohen	ISR	Tonykart	Protrain Racing	9	10:04.408	22.840	1:04.948	7	82,866	11
25	110	Keanon Santoso	IDN	Gillard	PDB Racing Team	9	10:06.145	24.577	1:04.186	7	83,850	10
26	32	Jordan Brown-Nutley	GBR	Tonykart	Coles Racing	9	10:18.455	36.887	1:04.296	9	83,707	9
27	43	Enzo Coursimault	FRA	Kosmic	PKS	9	10:20.565	38.997	1:04.396	9	83,577	8
28	65	Emilien Carde	FRA	Kosmic	Matec Competition	8	8:50.436	1 Lap	1:04.261	7	83,752	7
29	26	Finlay Hutchison	GBR	Alonso	Dan Holland Racing	6	6:44.050	3 Laps	1:04.386	6	83,590	6
30	77	Lluc Ibanez	ESP	Kosmic	Binakart	4	4:35.119	5 Laps	1:05.479	4	82,194	5
31	88	Mick Wishofer	AUT	Birel	KMS - Birel Motorsport	3	3:22.814	6 Laps	1:05.905	3	81,663	4
32	93	Michael McCarthy	USA	Birel	KMS - Birel Motorsport	1	1:12.526	8 Laps	1:11.447	1	75,329	3
33	112	Adam Haikal	MYS	FA Kart	Team TKP	1	1:12.618	8 Laps	1:11.070	1	75,728	2
34	22	Jakub Bezel	CZE	MS Kart	MS Kart Racing Team		1.321	9 Laps		0	-	1

## Announcements

These results are provisional until the conclusion of any judicial and technical matters!

No. 43 time penalty 10 sec. / unfair driving

No. 110 time penalty 10 sec. / unfair driving

No. 5 time penalty 10 sec. / unfair driving

Margin of Victory	Ø km/h	Best Lap Tm	km/h	Best Lap by
0.030	83,289	1:03.420	84,863	36 - Alex Quinn

Official Timing [www.rgmmc.com](http://www.rgmmc.com)

Orbits

Timekeeping M. Wagner:

Clerk of the course Thomas Lainer:

[www.mylaps.com](http://www.mylaps.com)

Steward Horst Seidel:

Chief Scrutineer Paul Klaassen:

Licensed to: Motorsport Events

Printed: 07.09.2014 13:19:03

posted at:

h







# Rotax Euro Challenge 2014 Salbris/France

Rotax Juniors

Salbris 1,495 Km

Pre-Final

07.09.2014 11:30

Race (9 Laps) started at 11:36:31

Lap	Time of Day	Lap Tm	Diff	S1 Tm	S2 Tm	S3 Tm
<b>(35) Ido Cohen</b>						
1	11:37:46.127	<b>1:13.185</b>	+8.237	29.092	19.999	24.094
2	11:38:55.277	<b>1:09.150</b>	+4.202	25.065	20.619	23.466
3	11:40:02.333	<b>1:07.056</b>	+2.108	24.036	19.425	23.595
4	11:41:08.784	<b>1:06.451</b>	+1.503	23.686	19.581	23.184
5	11:42:14.747	<b>1:05.963</b>	+1.015	<b>22.556</b>	19.975	23.432
6	11:43:20.273	<b>1:05.526</b>	+0.578	22.558	19.719	23.249
7	11:44:25.221	<b>1:04.948</b>		22.606	<b>19.110</b>	23.232
8	11:45:30.900	<b>1:05.679</b>	+0.731	23.121	19.156	23.402
9	11:46:36.367	<b>1:05.467</b>	+0.519	23.075	19.214	<b>23.178</b>

<b>(43) Enzo Coursimault</b>						
1	11:37:43.079	<b>1:10.311</b>	+5.915	25.653	20.922	23.736
2	11:38:49.052	<b>1:05.973</b>	+1.577	23.361	19.406	23.206
3	11:39:54.898	<b>1:05.846</b>	+1.450	22.604	19.757	23.485
4	11:41:19.256	<b>1:24.358</b>	+19.962	41.649	19.381	23.328
5	11:42:24.430	<b>1:05.174</b>	+0.778	22.795	19.230	23.149
6	11:43:29.151	<b>1:04.721</b>	+0.325	22.626	19.023	23.072
7	11:44:33.692	<b>1:04.541</b>	+0.145	22.404	18.978	23.159
8	11:45:38.128	<b>1:04.436</b>	+0.040	22.399	18.975	<b>23.062</b>
9	11:46:42.524	<b>1:04.396</b>		<b>22.353</b>	<b>18.943</b>	23.100

<b>(32) Jordan Brown-Nutley</b>						
1	11:37:42.140	<b>1:09.647</b>	+5.351	25.538	20.634	23.475
2	11:38:47.977	<b>1:05.837</b>	+1.541	23.067	19.523	23.247
3	11:39:53.089	<b>1:05.112</b>	+0.816	22.764	19.295	23.053
4	11:40:58.605	<b>1:05.516</b>	+1.220	23.060	19.393	23.063
5	11:42:03.156	<b>1:04.551</b>	+0.255	22.550	19.059	22.942
6	11:43:07.982	<b>1:04.826</b>	+0.530	22.803	19.124	<b>22.899</b>
7	11:44:41.757	<b>1:33.775</b>	+29.479	51.269	19.249	23.257
8	11:45:46.118	<b>1:04.361</b>	+0.065	22.401	<b>18.974</b>	22.986
9	11:46:50.414	<b>1:04.296</b>		<b>22.304</b>	19.013	22.979

<b>(65) Emilien Carde</b>						
1	11:37:44.860	<b>1:11.456</b>	+7.195	25.939	21.546	23.971
2	11:38:53.057	<b>1:08.197</b>	+3.936	24.744	20.062	23.391
3	11:39:58.589	<b>1:05.532</b>	+1.271	22.816	19.548	23.168
4	11:41:04.098	<b>1:05.509</b>	+1.248	22.836	19.567	23.106
5	11:42:09.101	<b>1:05.003</b>	+0.742	22.617	19.380	23.006
6	11:43:13.406	<b>1:04.305</b>	+0.044	<b>22.281</b>	19.020	23.004
7	11:44:17.667	<b>1:04.261</b>		22.289	<b>18.964</b>	23.008
8	11:45:22.395	<b>1:04.728</b>	+0.467	22.439	19.305	<b>22.984</b>

<b>(26) Finlay Hutchison</b>						
1	11:37:45.658	<b>1:11.666</b>	+7.280	27.116	20.477	24.073
2	11:38:54.704	<b>1:09.046</b>	+4.660	25.425	20.122	23.499
3	11:40:01.089	<b>1:06.385</b>	+1.999	23.842	19.318	23.225
4	11:41:06.087	<b>1:04.998</b>	+0.612	22.690	19.261	23.047
5	11:42:11.623	<b>1:05.536</b>	+1.150	23.253	19.212	23.071
6	11:43:16.009	<b>1:04.386</b>		<b>22.343</b>	<b>19.004</b>	<b>23.039</b>

<b>(77) Luc Ibanez</b>						
1	11:37:48.393	<b>1:15.327</b>	+9.848	32.305	19.574	23.448
2	11:38:55.079	<b>1:06.686</b>	+1.207	<b>23.015</b>	20.228	23.443
3	11:40:01.599	<b>1:06.520</b>	+1.041	23.735	19.588	23.197
4	11:41:07.078	<b>1:05.479</b>		23.185	<b>19.234</b>	<b>23.060</b>

<b>(88) Mick Wishofer</b>						
1	11:37:42.959	<b>1:10.521</b>	+4.616	25.520	21.029	23.972
2	11:38:48.868	<b>1:05.909</b>	+0.004	23.218	<b>19.483</b>	<b>23.208</b>
3	11:39:54.773	<b>1:05.905</b>		<b>22.631</b>	20.045	23.229

<b>(93) Michael McCarthy</b>						
1	11:37:44.485	<b>1:11.447</b>		26.102	<b>21.176</b>	<b>24.169</b>

Lap	Time of Day	Lap Tm	Diff	S1 Tm	S2 Tm	S3 Tm
<b>(112) Adam Haikal</b>						
1	11:37:44.577	<b>1:11.070</b>		25.967	<b>21.262</b>	<b>23.841</b>



Rotax Euro Challenge  
 Class: Juniors  
 Date/Time: 07.09.2014 13:40

Track: Salbris / France  
 Heat: Final  
 Laps: 12

Edition 1

Adam Haikal **112** Laps 1  
 Tm. 1:12.618

33

Mick Wishofer **88** Laps 3  
 Tm. 3:22.814

31

Finlay Hutchison **26** Laps 6  
 Tm. 6:44.050

29

Enzo Coursimault **43** Laps 9  
 Tm. 10:20.565

27

Keanon Santoso **110** Laps 9  
 Tm. 10:06.145

25

Matthew Solarczyk **89** Laps 9  
 Tm. 10:04.171

23

Marta Garcia **53** Laps 9  
 Tm. 9:59.765

21

Ayrton Simmons **106** Laps 9  
 Tm. 9:59.336

19

Daniel Louko **31** Laps 9  
 Tm. 9:58.820

17

Louis-Ferdinand Simmenauer **17** Laps 9  
 Tm. 9:56.387

15

Adrien Renaudin **90** Laps 9  
 Tm. 9:55.308

13

Dzianis Slavinski **58** Laps 9  
 Tm. 9:53.855

11

Nicolas Schoell **87** Laps 9  
 Tm. 9:51.624

9

Jack McCarthy **33** Laps 9  
 Tm. 9:48.446

7

Dean MacDonald **95** Laps 9  
 Tm. 9:47.085

5

Richard Veschoor **62** Laps 9  
 Tm. 9:42.791

3

Thomas Preining **8** Laps 9  
 Tm. 9:41.568

1

Pole Position

17

Jakub Bezel **22** Laps 0  
 Tm. 1.321

34

16

Michael McCarthy **93** Laps 1  
 Tm. 1:12.526

32

15

Lluc Ibanez **77** Laps 4  
 Tm. 4:35.119

30

14

Emilien Carde **65** Laps 8  
 Tm. 8:50.436

28

13

Jordan Brown-Nutley **32** Laps 9  
 Tm. 10:18.455

26

12

Ido Cohen **35** Laps 9  
 Tm. 10:04.408

24

11

Max Timmermans **5** Laps 9  
 Tm. 10:02.945

22

10

Gianfranco Mazzaferro **103** Laps 9  
 Tm. 9:59.580

20

9

Nazim Azman **121** Laps 9  
 Tm. 9:59.224

18

8

Perdana Minang **46** Laps 9  
 Tm. 9:58.333

16

7

Mauricio Van der Laan **60** Laps 9  
 Tm. 9:55.879

14

6

Max Hofer **94** Laps 9  
 Tm. 9:55.200

12

5

Marcus Armstrong **86** Laps 9  
 Tm. 9:53.689

10

4

Dennis Mavlanov **24** Laps 9  
 Tm. 9:48.611

8

3

Jean-Baptiste Simmenauer **16** Laps 9  
 Tm. 9:47.244

6

2

Dave Wooder **49** Laps 9  
 Tm. 9:46.868

4

1

Alex Quinn **36** Laps 9  
 Tm. 9:41.598

2

Row

Clerk of the course Thomas Lainer:  
 Stewards (Chairman) Horst Seidel:

Scrutineer Paul Klaassen:  
 Timekeeping M. Wagner:





# Rotax Euro Challenge 2014 Salbris/France

Rotax Juniors

Salbris 1,495 Km

Final

07.09.2014 13:40

Race (12 Laps) started at 13:43:03

Pos	No.	Name	Nat.	Chassis	Race Team	Laps	Total Tm	Diff	Best Tm	In Lap	km/h	Points
1	62	Richard Veschoor	NLD	FA Kart	Team TKP	12	12:47.295		1:03.451	8	84,821	55
2	8	Thomas Preining	AUT	FA Kart	Team TKP	12	12:47.605	0.310	1:03.283	8	85,047	52
3	86	Marcus Armstrong	NZL	Alonso	Dan Holland Racing	12	12:47.799	0.504	1:03.159	11	85,214	50
4	95	Dean MacDonald	GBR	Tonykart	Strawberry Racing	12	12:49.271	1.976	1:03.373	7	84,926	49
5	49	Dave Wooder	GBR	Alonso	Dan Holland Racing	12	12:51.810	4.515	1:03.448	12	84,825	48
6	87	Nicolas Schoell	AUT	Alonso	Dan Holland Racing	12	12:52.545	5.250	1:03.662	5	84,540	47
7	33	Jack McCarthy	GBR	Tonykart	Strawberry Racing	12	12:53.190	5.895	1:03.582	5	84,647	46
8	88	Mick Wishofer	AUT	Birel	KMS - Birel Motorsport	12	12:55.628	8.333	1:03.366	6	84,935	45
9	24	Dennis Mavlanov	RUS		Daems Racing	12	12:56.147	8.852	1:03.456	7	84,815	44
10	60	Mauricio Van der Laan	ESP	Intrepid	Intrepid Driver Program	12	12:56.631	9.336	1:03.509	6	84,744	43
11	94	Max Hofer	AUT	FA Kart	Team TKP	12	12:56.730	9.435	1:03.515	6	84,736	42
12	36	Alex Quinn	GBR	Tonykart	Coles Racing	12	12:57.900	10.605	1:03.529	8	84,717	41
13	77	Lluc Ibanez	ESP	Kosmic	Binakart	12	12:58.077	10.782	1:03.597	8	84,627	40
14	17	Louis-Ferdinand Simmenau	FRA	Tonykart	Jana Racing	12	12:58.222	10.927	1:03.612	8	84,607	39
15	26	Finlay Hutchison	GBR	Alonso	Dan Holland Racing	12	12:58.434	11.139	1:03.640	8	84,569	38
16	53	Marta Garcia	ESP	Zanardi	MGL Racing Xtreme	12	12:58.505	11.210	1:03.411	11	84,875	37
17	90	Adrien Renaudin	FRA	Sodikart	KPR	12	12:58.653	11.358	1:03.841	5	84,303	36
18	46	Perdana Minang	IDN	tonykart	Aim Motorsport/RedWhite Racin	12	12:59.349	12.054	1:03.518	11	84,732	35
19	93	Michael McCarthy	USA	Birel	KMS - Birel Motorsport	12	12:59.910	12.615	1:03.763	11	84,406	34
20	58	Dzianis Slavinski	BLR	Tonykart	M-Racing	12	13:02.426	15.131	1:03.832	10	84,315	33
21	32	Jordan Brown-Nutley	GBR	Tonykart	Coles Racing	12	13:05.309	18.014	1:03.618	9	84,599	32
22	22	Jakub Bezel	CZE	MS Kart	MS Kart Racing Team	12	13:05.524	18.229	1:04.349	7	83,638	31
23	65	Emilien Carde	FRA	Kosmic	Matec Competition	12	13:05.912	18.617	1:04.353	11	83,632	30
24	112	Adam Haikal	MYS	FA Kart	Team TKP	12	13:06.456	19.161	1:04.356	7	83,629	29
25	35	Ido Cohen	ISR	Tonykart	Protrain Racing	12	13:09.208	21.913	1:03.971	6	84,132	28
26	106	Ayrton Simmons	GBR	Tonykart	Coles Racing	12	13:11.631	24.336	1:04.007	11	84,085	27
27	16	Jean-Baptiste Simmenauer	FRA	Tonykart	Jana Racing	12	13:13.581	26.286	1:03.678	10	84,519	26
28	110	Keanon Santoso	IDN	Gillard	PDB Racing Team	12	13:14.399	27.104	1:04.396	12	83,577	25
29	31	Daniel Louko	FIN	Tonykart	MPT Racing	12	13:29.263	41.968	1:03.835	7	84,311	24
30	89	Matthew Solarczyk	USA	Birel	KMS - Birel Motorsport	12	13:32.966	45.671	1:04.369	12	83,612	23
31	5	Max Timmermans	BEL	Tonykart	Strawberry Racing	1	1:45.348	11 Laps	1:44.471	1	51,517	22
32	121	Nazim Azman	MYS	Kosmic	Aim Motorsport		0.739	12 Laps		0	-	21
33	103	Gianfranco Mazzaferro	CAN	Alonso	Dan Holland Racing		0.818	12 Laps		0	-	20
34	43	Enzo Coursimault	FRA	Kosmic	PKS		1.054	12 Laps		0	-	19

## Announcements

These results are provisional until the conclusion of any judicial and technical matters!

Margin of Victory	Ø km/h	Best Lap Tm	km/h	Best Lap by
0.310	84,171	1:03.159	85,214	86 - Marcus Armstrong

Official Timing [www.rgmmc.com](http://www.rgmmc.com)

Orbits

Timekeeping M. Wagner:

Clerk of the course Thomas Lainer:

[www.mylaps.com](http://www.mylaps.com)

Steward Horst Seidel:

Chief Scrutineer Paul Klaassen:

Licensed to: Motorsport Events

Printed: 07.09.2014 13:58:36

posted at:

h









# Rotax Euro Challenge 2014 Salbris/France

Rotax Juniors

Salbris 1,495 Km

Final

07.09.2014 13:40

Race (12 Laps) started at 13:43:03

Lap	Time of Day	Lap Tm	Diff	S1 Tm	S2 Tm	S3 Tm	Lap	Time of Day	Lap Tm	Diff	S1 Tm	S2 Tm	S3 Tm
3	13:46:54.691	1:26.770	+22.935	42.729	20.657	23.384							
4	13:47:59.333	1:04.642	+0.807	22.723	18.899	23.020							
5	13:49:03.360	1:04.027	+0.192	22.290	18.922	22.815							
6	13:50:07.299	1:03.939	+0.104	22.161	18.830	22.948							
7	13:51:11.134	1:03.835		22.066	18.830	22.939							
8	13:52:15.229	1:04.095	+0.260	22.303	18.823	22.969							
9	13:53:19.691	1:04.462	+0.627	22.546	18.898	23.018							
10	13:54:23.802	1:04.111	+0.276	22.226	18.873	23.012							
11	13:55:28.082	1:04.280	+0.445	22.276	18.887	23.117							
12	13:56:32.680	1:04.598	+0.763	22.272	19.086	23.240							

(89) Matthew Solarczyk

1	13:44:43.051	1:38.722	+34.353	54.195	20.196	24.331
2	13:45:49.627	1:06.576	+2.207	23.197	19.680	23.699
3	13:46:54.907	1:05.280	+0.911	22.792	19.259	23.229
4	13:48:00.213	1:05.306	+0.937	22.911	19.200	23.195
5	13:49:04.852	1:04.639	+0.270	22.459	19.045	23.135
6	13:50:09.346	1:04.494	+0.125	22.381	19.025	23.088
7	13:51:13.788	1:04.442	+0.073	22.417	18.950	23.075
8	13:52:18.593	1:04.805	+0.436	22.546	19.036	23.223
9	13:53:23.021	1:04.428	+0.059	22.365	18.997	23.066
10	13:54:27.560	1:04.539	+0.170	22.442	18.980	23.117
11	13:55:32.014	1:04.454	+0.085	22.404	18.995	23.055
12	13:56:36.383	1:04.369		22.330	18.995	23.044

(5) Max Timmermans

1	13:44:48.765	1:44.471		1:01.014	19.656	23.801
---	--------------	----------	--	----------	--------	--------



# Rotax Euro Challenge 2014 Salbris/France

ROTAX DD2

Salbris 1,495 Km

Free Practice 1

05.09.2014 11:00

Practice (15:00 Time) started at 11:04:43

Pos	No.	Name	Nat.	Chassis	Race Team	Laps	Best Tm	Diff	Gap	In Lap	km/h
1	611	Andreas Backman	SWE	Tonykart	Strawberry Racing	12	1:00.805			4	88,512
2	602	Sean Babington	GBR	Tonykart	Strawberry Racing	11	1:00.862	0.057	0.057	5	88,430
3	682	Constantin Schoell	AUT	FA Kart	Dan Holland Racing	12	1:00.963	0.158	0.101	4	88,283
4	626	Anthony Abbasse	FRA	Sodikart	Sodikart	10	1:00.964	0.159	0.001	10	88,282
5	601	Ben Cooper	CAN	Birel	KMS - Birel Motorsport	7	1:01.066	0.261	0.102	7	88,134
6	665	Jordan Lennox Lamb	GBR	CRG	CRG S.P.A.	11	1:01.083	0.278	0.017	4	88,110
7	608	Kevin Ludi	CHE	Kosmic	Spirit Karting	8	1:01.127	0.322	0.044	7	88,046
8	661	Filippos Kalesis	GRC	DR	VPDR	8	1:01.159	0.354	0.032	4	88,000
9	660	Damien Vuillaume	FRA	Flandria Kart	Flandria Competition Kart	13	1:01.240	0.435	0.081	10	87,884
10	617	Luka Kamali	DEU	CRG	CRG S.P.A.	13	1:01.383	0.578	0.143	10	87,679
11	639	Henrique Baptista	PRT	FA	Dan Holland Racing	12	1:01.471	0.666	0.088	7	87,553
12	616	Maxi Fleischmann	DEU	Praga	Praga Racing Team	8	1:01.480	0.675	0.009	4	87,541
13	624	Alexis Coursault	FRA	Birel	Sologne Sport Tech	13	1:01.598	0.793	0.118	13	87,373
14	641	Bryan Eerden	NLD	CRG	PSL Karting/VF Racing	10	1:01.608	0.803	0.010	5	87,359
15	612	Patrick Pearce	GBR	Flandria Kart	Flandria Competition Kart	7	1:01.743	0.938	0.135	7	87,168
16	632	Alex Beggi	ITA	Birel	KMS - Birel Motorsport	13	1:01.809	1.004	0.066	11	87,075
17	633	Martin Pierce (M)	IRL	Praga	Praga Racing Team	11	1:01.879	1.074	0.070	7	86,976
18	635	Guillaume Berteaux (M)	FRA	Birel	Kartagene	12	1:01.887	1.082	0.008	8	86,965
19	655	Christophe Adams (M)	FRA	Kosmic	Sonic Racing Kart	6	1:01.899	1.094	0.012	4	86,948
20	638	Michael E Christensen	DNK	Tonykart	RS Competition	12	1:01.955	1.150	0.056	10	86,870
21	653	Julien Renaudin	FRA	Sodikart	KPR	13	1:02.052	1.247	0.097	6	86,734
22	651	Tamsin Germain (M)	GBR	Gillard	DG Racing	13	1:02.056	1.251	0.004	10	86,728
23	620	Joshua Collings	GBR	CRG	Msport Karting	13	1:02.166	1.361	0.110	13	86,575
24	675	Alessandro Bizzotto	CAN	CRG	CRG S.P.A.	8	1:02.227	1.422	0.061	7	86,490
25	649	Tom Pyttlik	GBR	Alonso	THP Racing	9	1:02.237	1.432	0.010	5	86,476
26	637	Cristobal Garcia Ramos	ESP	Kosmic	Binakart Competicion	12	1:02.260	1.455	0.023	12	86,444
27	683	Christian Loft	DNK	Tonykart	RS Competition	13	1:02.308	1.503	0.048	8	86,377
28	642	Joey Vonk	NLD	Topkart	Slangen Karting	15	1:02.548	1.743	0.240	11	86,046
29	628	Franck Rouxel (M)	FRA	Sodikart	Sodi Shop	13	1:02.693	1.888	0.145	9	85,847
30	650	Dario Santoro	ITA	Maranello	Maranello Kart	3	1:04.776	3.971	2.083	2	83,086











# Rotax Euro Challenge 2014 Salbris/France

ROTAX DD2

Salbris 1,495 Km

Free Practice 2

05.09.2014 12:00

Practice (15:00 Time) started at 12:01:02

Pos	No.	Name	Nat.	Chassis	Race Team	Laps	Best Tm	Diff	Gap	In Lap	km/h
1	601	Ben Cooper	CAN	Birel	KMS - Birel Motorsport	5	1:00.156			4	89,467
2	602	Sean Babington	GBR	Tonykart	Strawberry Racing	11	1:00.601	0.445	0.445	6	88,810
3	608	Kevin Ludi	CHE	Kosmic	Spirit Karting	8	1:00.722	0.566	0.121	7	88,633
4	661	Filippos Kalesis	GRC	DR	VPDR	11	1:00.747	0.591	0.025	6	88,597
5	612	Patrick Pearce	GBR	Flandria Kart	Flandria Competition Kart	10	1:00.750	0.594	0.003	5	88,593
6	682	Constantin Schoell	AUT	FA Kart	Dan Holland Racing	9	1:00.762	0.606	0.012	5	88,575
7	611	Andreas Backman	SWE	Tonykart	Strawberry Racing	8	1:00.776	0.620	0.014	4	88,555
8	620	Joshua Collings	GBR	CRG	Msport Karting	11	1:00.808	0.652	0.032	6	88,508
9	626	Anthony Abbasse	FRA	Sodikart	Sodikart	9	1:00.844	0.688	0.036	4	88,456
10	665	Jordan Lennox Lamb	GBR	CRG	CRG S.P.A.	10	1:00.867	0.711	0.023	4	88,422
11	641	Bryan Eerden	NLD	CRG	PSL Karting/VF Racing	11	1:00.908	0.752	0.041	5	88,363
12	660	Damien Vuillaume	FRA	Flandria Kart	Flandria Competition Kart	10	1:00.949	0.793	0.041	5	88,303
13	617	Luka Kamali	DEU	CRG	CRG S.P.A.	11	1:00.951	0.795	0.002	6	88,300
14	638	Michael E Christensen	DNK	Tonykart	RS Competition	11	1:00.968	0.812	0.017	6	88,276
15	616	Maxi Fleischmann	DEU	Praga	Praga Racing Team	11	1:01.119	0.963	0.151	8	88,058
16	632	Alex Beggi	ITA	Birel	KMS - Birel Motorsport	9	1:01.127	0.971	0.008	4	88,046
17	639	Henrique Baptista	PRT	FA	Dan Holland Racing	9	1:01.130	0.974	0.003	6	88,042
18	624	Alexis Coursault	FRA	Birel	Sologne Sport Tech	12	1:01.136	0.980	0.006	6	88,033
19	635	Guillaume Berteaux (M)	FRA	Birel	Kartagene	13	1:01.287	1.131	0.151	7	87,816
20	653	Julien Renaudin	FRA	Sodikart	KPR	12	1:01.408	1.252	0.121	8	87,643
21	675	Alessandro Bizzotto	CAN	CRG	CRG S.P.A.	12	1:01.465	1.309	0.057	6	87,562
22	683	Christian Loft	DNK	Tonykart	RS Competition	11	1:01.540	1.384	0.075	6	87,455
23	633	Martin Pierce (M)	IRL	Praga	Praga Racing Team	9	1:01.772	1.616	0.232	6	87,127
24	649	Tom Pyttlik	GBR	Alonso	THP Racing	12	1:01.780	1.624	0.008	6	87,116
25	637	Cristobal Garcia Ramos	ESP	Kosmic	Binakart Competicion	10	1:01.884	1.728	0.104	5	86,969
26	651	Tamsin Germain (M)	GBR	Gillard	DG Racing	11	1:01.902	1.746	0.018	7	86,944
27	650	Dario Santoro	ITA	Maranello	Maranello Kart	10	1:01.924	1.768	0.022	8	86,913
28	655	Christophe Adams (M)	FRA	Kosmic	Sonic Racing Kart	11	1:01.991	1.835	0.067	6	86,819
29	642	Joey Vonk	NLD	Topkart	Slangen Karting	12	1:02.424	2.268	0.433	8	86,217
30	628	Franck Rouxel (M)	FRA	Sodikart	Sodi Shop	12	1:02.772	2.616	0.348	7	85,739





# Rotax Euro Challenge 2014 Salbris/France

ROTAX DD2

Salbris 1,495 Km

Free Practice 2

05.09.2014 12:00

Practice (15:00 Time) started at 12:01:02

Lap	Time of Day	Lap Tm	Diff	S1 Tm	S2 Tm	S3 Tm	Lap	Time of Day	Lap Tm	Diff	S1 Tm	S2 Tm	S3 Tm
<b>(617) Luka Kamali</b>													
1	12:04:46.487	<b>1:04.906</b>	+3.955	23.478	18.854	22.574	1	12:04:42.023	<b>1:05.478</b>	+4.342	23.335	19.065	23.078
2	12:05:49.447	<b>1:02.960</b>	+2.009	21.674	18.400	22.886	2	12:05:44.233	<b>1:02.210</b>	+1.074	21.620	18.274	22.316
3	12:06:51.560	<b>1:02.113</b>	+1.162	21.651	18.362	22.100	3	12:06:45.836	<b>1:01.603</b>	+0.467	21.361	18.268	21.974
4	12:07:52.869	<b>1:01.309</b>	+0.358	21.156	18.170	21.983	4	12:07:47.285	<b>1:01.449</b>	+0.313	21.274	18.154	22.021
5	12:08:54.009	<b>1:01.140</b>	+0.189	21.163	18.113	21.864	5	12:08:48.517	<b>1:01.232</b>	+0.096	21.251	18.137	<b>21.844</b>
6	12:09:54.960	<b>1:00.951</b>		21.113	<b>18.040</b>	<b>21.798</b>	6	12:09:49.653	<b>1:01.136</b>		21.185	18.077	21.874
7	12:10:55.993	<b>1:01.033</b>	+0.082	<b>21.044</b>	18.146	21.843	7	12:10:50.884	<b>1:01.231</b>	+0.095	<b>21.092</b>	<b>18.070</b>	22.069
8	12:13:09.473	<b>2:13.480</b>	+1:12.529	21.232	18.138	1:34.110	8	12:11:55.537	<b>1:04.653</b>	+3.517	24.102	18.608	21.943
9	12:14:11.485	<b>1:02.012</b>	+1.061	21.744	18.260	22.008	9	12:12:56.849	<b>1:01.312</b>	+0.176	21.151	18.191	21.970
10	12:15:12.829	<b>1:01.344</b>	+0.393	21.215	18.187	21.942	10	12:14:07.155	<b>1:10.306</b>	+9.170	23.821	20.943	25.542
11	12:16:17.037	<b>1:04.208</b>	+3.257	21.188	18.165	24.855	11	12:15:08.880	<b>1:01.725</b>	+0.589	21.469	18.246	22.010
							<b>(624) Alexis Coursault</b>						
							<b>(635) Guillaume Berteaux (M)</b>						
							<b>(636) Michael E Christensen</b>						
							<b>(637) Julien Renaudin</b>						
							<b>(638) Maxi Fleischmann</b>						
							<b>(639) Alex Beggi</b>						
							<b>(640) Alessandro Bizzotto</b>						
							<b>(641) Henrique Baptista</b>						
							<b>(642) Christian Loft</b>						

Timekeeping M. Wagner:

Clerk of the course Thomas Lainer:

Steward Horst Seidel:

Chief Scrutineer Paul Klaassen:





# Rotax Euro Challenge 2014 Salbris/France

ROTAX DD2 Salbris 1,495 Km

Qualifying Practice 05.09.2014 15:40

Qualifying (10:00 Time) started at 15:40:00

Pos	No.	Name	Nat.	Chassis	Race Team	Laps	Best Tm	Diff	Gap	In Lap	km/h
1	611	Andreas Backman	SWE	Tonykart	Strawberry Racing	7	1:00.158			5	89,464
2	601	Ben Cooper	CAN	Birel	KMS - Birel Motorsport	8	1:00.233	0.075	0.075	7	89,353
3	602	Sean Babington	GBR	Tonykart	Strawberry Racing	7	1:00.267	0.109	0.034	5	89,303
4	665	Jordan Lennox Lamb	GBR	CRG	CRG S.P.A.	6	1:00.465	0.307	0.198	6	89,010
5	617	Luka Kamali	DEU	CRG	CRG S.P.A.	7	1:00.556	0.398	0.091	4	88,876
6	626	Anthony Abbasse	FRA	Sodikart	Sodikart	7	1:00.573	0.415	0.017	5	88,851
7	620	Joshua Collings	GBR	CRG	Msport Karting	7	1:00.678	0.520	0.105	5	88,698
8	608	Kevin Ludi	CHE	Kosmic	Spirit Karting	8	1:00.692	0.534	0.014	6	88,677
9	660	Damien Vuillaume	FRA	Flandria Kart	Flandria Competition Kart	8	1:00.694	0.536	0.002	4	88,674
10	632	Alex Beggi	ITA	Birel	KMS - Birel Motorsport	9	1:00.712	0.554	0.018	6	88,648
11	661	Filippos Kalesis	GRC	DR	VPDR	5	1:00.728	0.570	0.016	3	88,625
12	682	Constantin Schoell	AUT	FA Kart	Dan Holland Racing	7	1:00.802	0.644	0.074	5	88,517
13	612	Patrick Pearce	GBR	Flandria Kart	Flandria Competition Kart	8	1:00.848	0.690	0.046	6	88,450
14	641	Bryan Eerden	NLD	CRG	PSL Karting/VF Racing	7	1:00.915	0.757	0.067	5	88,353
15	650	Dario Santoro	ITA	Maranello	Maranello Kart	8	1:00.933	0.775	0.018	6	88,327
16	638	Michael E Christensen	DNK	Tonykart	RS Competition	8	1:00.988	0.830	0.055	8	88,247
17	616	Maxi Fleischmann	DEU	Praga	Praga Racing Team	8	1:01.003	0.845	0.015	7	88,225
18	624	Alexis Coursault	FRA	Birel	Sologne Sport Tech	8	1:01.065	0.907	0.062	6	88,136
19	675	Alessandro Bizzotto	CAN	CRG	CRG S.P.A.	7	1:01.095	0.937	0.030	7	88,092
20	655	Christophe Adams (M)	FRA	Kosmic	Sonic Racing Kart	8	1:01.133	0.975	0.038	8	88,038
21	651	Tamsin Germain (M)	GBR	Gillard	DG Racing	8	1:01.209	1.051	0.076	8	87,928
22	633	Martin Pierce (M)	IRL	Praga	Praga Racing Team	8	1:01.225	1.067	0.016	6	87,905
23	639	Henrique Baptista	PRT	FA	Dan Holland Racing	8	1:01.269	1.111	0.044	5	87,842
24	653	Julien Renaudin	FRA	Sodikart	KPR	8	1:01.280	1.122	0.011	7	87,826
25	635	Guillaume Berteaux (M)	FRA	Birel	Kartagene	8	1:01.326	1.168	0.046	7	87,760
26	649	Tom Pyttlik	GBR	Alonso	THP Racing	8	1:01.438	1.280	0.112	7	87,601
27	683	Christian Loft	DNK	Tonykart	RS Competition	8	1:01.461	1.303	0.023	7	87,568
28	637	Cristobal Garcia Ramos	ESP	Kosmic	Binakart Competicion	8	1:01.638	1.480	0.177	5	87,316
29	642	Joey Vonk	NLD	Topkart	Slangen Karting	6	1:02.156	1.998	0.518	5	86,589
30	628	Franck Rouxel (M)	FRA	Sodikart	Sodi Shop	8	1:02.298	2.140	0.142	8	86,391

## Announcements

These results are provisional until the conclusion of any judicial and technical matters!





Rotax Euro Challenge 2014 Salbris/France

ROTAX DD2

Salbris 1,495 Km

Qualifying Practice

05.09.2014 15:40

Qualifying (10:00 Time) started at 15:40:00

Table with columns: Lap, Time of Day, Lap Tm, Diff, S1 Tm, S2 Tm, S3 Tm. Rows 2-8.

Table with columns: Lap, Time of Day, Lap Tm, Diff, S1 Tm, S2 Tm, S3 Tm. Row (633) Martin Pierce (M).

Table with columns: Lap, Time of Day, Lap Tm, Diff, S1 Tm, S2 Tm, S3 Tm. Row (638) Michael E Christensen.

Table with columns: Lap, Time of Day, Lap Tm, Diff, S1 Tm, S2 Tm, S3 Tm. Row (639) Henrique Baptista.

Table with columns: Lap, Time of Day, Lap Tm, Diff, S1 Tm, S2 Tm, S3 Tm. Row (616) Maxi Fleischmann.

Table with columns: Lap, Time of Day, Lap Tm, Diff, S1 Tm, S2 Tm, S3 Tm. Row (653) Julien Renaudin.

Table with columns: Lap, Time of Day, Lap Tm, Diff, S1 Tm, S2 Tm, S3 Tm. Row (624) Alexis Coursault.

Table with columns: Lap, Time of Day, Lap Tm, Diff, S1 Tm, S2 Tm, S3 Tm. Row (635) Guillaume Berteaux (M).

Table with columns: Lap, Time of Day, Lap Tm, Diff, S1 Tm, S2 Tm, S3 Tm. Row (675) Alessandro Bizzotto.

Table with columns: Lap, Time of Day, Lap Tm, Diff, S1 Tm, S2 Tm, S3 Tm. Row (649) Tom Pytlik.

Table with columns: Lap, Time of Day, Lap Tm, Diff, S1 Tm, S2 Tm, S3 Tm. Row (655) Christophe Adams (M).

Table with columns: Lap, Time of Day, Lap Tm, Diff, S1 Tm, S2 Tm, S3 Tm. Row (683) Christian Loft.

Table with columns: Lap, Time of Day, Lap Tm, Diff, S1 Tm, S2 Tm, S3 Tm. Row (651) Tamsin Germain (M).

Table with columns: Lap, Time of Day, Lap Tm, Diff, S1 Tm, S2 Tm, S3 Tm. Row (637) Cristobal Garcia Ramos.

Timekeeping M. Wagner:



Clerk of the course Thomas Lainer:

Steward Horst Seidel:

Chief Scrutineer Paul Klaassen:

www.mylaps.com Licensed to: Motorsport Events





# Rotax Euro Challenge 2014 Salbris/France

ROTAX DD2

Salbris 1,495 Km

Qualifying Practice

05.09.2014 15:40

Qualifying (10:00 Time) started at 15:40:00

Lap	Time of Day	Lap Tm	Diff	S1 Tm	S2 Tm	S3 Tm	Lap	Time of Day	Lap Tm	Diff	S1 Tm	S2 Tm	S3 Tm
5	15:47:40.893	<b>1:01.638</b>		21.517	<b>18.194</b>	<b>21.927</b>							
6	15:48:42.640	<b>1:01.747</b>	+0.109	<b>21.292</b>	18.455	22.000							
7	15:49:45.135	<b>1:02.495</b>	+0.857	21.427	18.568	22.500							
8	15:50:47.235	<b>1:02.100</b>	+0.462	21.340	18.435	22.325							

(642) Joey Vonk

1	15:43:17.134	<b>1:11.337</b>	+9.181	26.836	21.093	23.408
2	15:44:20.840	<b>1:03.706</b>	+1.550	22.329	18.879	22.498
3	15:45:23.740	<b>1:02.900</b>	+0.744	21.992	18.491	22.417
4	15:46:25.945	<b>1:02.205</b>	+0.049	21.698	18.325	22.182
5	15:47:28.101	<b>1:02.156</b>		<b>21.630</b>	18.341	22.185
6	15:48:30.412	<b>1:02.311</b>	+0.155	21.881	<b>18.305</b>	<b>22.125</b>

(628) Franck Rouxel (M)

1	15:43:05.302	<b>1:07.482</b>	+5.184	25.084	19.352	23.046
2	15:44:09.302	<b>1:04.000</b>	+1.702	22.698	18.802	22.500
3	15:45:12.186	<b>1:02.884</b>	+0.586	22.116	18.648	22.120
4	15:46:14.645	<b>1:02.459</b>	+0.161	21.868	18.486	22.105
5	15:47:16.974	<b>1:02.329</b>	+0.031	<b>21.742</b>	18.485	22.102
6	15:48:27.834	<b>1:10.860</b>	+8.562	21.877	19.028	29.955
7	15:49:34.546	<b>1:06.712</b>	+4.414	25.480	18.692	22.540
8	15:50:36.844	<b>1:02.298</b>		21.893	<b>18.441</b>	<b>21.964</b>

Rotax Euro Challenge  
 Class: DD2  
 Date/Time: 06.09.2014 11:40

Track: Salbris / France  
 Heat: Race 5 Qualifying Heat 1  
 Laps: 9

Edition 1

		18	
		17	
		16	
Joey Vonk	<b>642</b> 29	15	Franck Rouxel (M) <b>628</b> 30
Christian Loft	<b>683</b> 27	14	Cristobal Garcia Ramos <b>637</b> 28
Guillaume Berteaux (M)	<b>635</b> 25	13	Tom Pyttlik <b>649</b> 26
Henrique Baptista	<b>639</b> 23	12	Julien Renaudin <b>653</b> 24
Tamsin Germain (M)	<b>651</b> 21	11	Martin Pierce (M) <b>633</b> 22
Alessandro Bizzotto	<b>675</b> 19	10	Christophe Adams (M) <b>655</b> 20
Maxi Fleischmann	<b>616</b> 17	9	Alexis Coursault <b>624</b> 18
Dario Santoro	<b>650</b> 15	8	Michael E Christensen <b>638</b> 16
Patrick Pearce	<b>612</b> 13	7	Bryan Eerden <b>641</b> 14
Filippos Kalesis	<b>661</b> 11	6	Constantin Schoell <b>682</b> 12
Damien Vuillaume	<b>660</b> 9	5	Alex Beggi <b>632</b> 10
Joshua Collings	<b>620</b> 7	4	Kevin Ludi <b>608</b> 8
Luka Kamali	<b>617</b> 5	3	Anthony Abbasse <b>626</b> 6
Sean Babington	<b>602</b> 3	2	Jordan Lennox Lamb <b>665</b> 4
Andreas Backman	<b>611</b> 1	1	Ben Cooper <b>601</b> 2

Pole Position

Clerk of the course Thomas Lainer:  
 Stewards (Chairman) Horst Seidel:

Scrutineer Paul Klaassen:  
 Timekeeping M. Wagner:

Rotax Euro Challenge  
Class: DD2  
Date/Time: 06.09.2014 14:40

Track: Salbris / France  
Heat: Race 10 Qualifying Heat 2  
Laps: 9

Edition 1

			18			
			17			
			16			
Joey Vonk	642	1:02.156 1.998	15	Franck Rouxel (M)	628	1:02.298 2.140
	29				30	
Christian Loft	683	1:01.461 1.303	14	Cristobal Garcia Ramos	637	1:01.638 1.480
	27				28	
Guillaume Berteaux (M)	635	1:01.326 1.168	13	Tom Pyttlik	649	1:01.438 1.280
	25				26	
Henrique Baptista	639	1:01.269 1.111	12	Julien Renaudin	653	1:01.280 1.122
	23				24	
Tamsin Germain (M)	651	1:01.209 1.051	11	Martin Pierce (M)	633	1:01.225 1.067
	21				22	
Alessandro Bizzotto	675	1:01.095 0.937	10	Christophe Adams (M)	655	1:01.133 0.975
	19				20	
Maxi Fleischmann	616	1:01.003 0.845	9	Alexis Coursault	624	1:01.065 0.907
	17				18	
Dario Santoro	650	1:00.933 0.775	8	Michael E Christensen	638	1:00.988 0.830
	15				16	
Patrick Pearce	612	1:00.848 0.690	7	Bryan Eerden	641	1:00.915 0.757
	13				14	
Filippos Kalesis	661	1:00.728 0.570	6	Constantin Schoell	682	1:00.802 0.644
	11				12	
Damien Vuillaume	660	1:00.694 0.536	5	Alex Begg	632	1:00.712 0.554
	9				10	
Joshua Collings	620	1:00.678 0.520	4	Kevin Ludi	608	1:00.692 0.534
	7				8	
Luka Kamali	617	1:00.556 0.398	3	Anthony Abbasse	626	1:00.573 0.415
	5				6	
Sean Babington	602	1:00.267 0.109	2	Jordan Lennox Lamb	665	1:00.465 0.307
	3				4	
Andreas Backman	611	1:00.158	1	Ben Cooper	601	1:00.233 0.075
	1		Row		2	

Pole Position

Clerk of the course Thomas Lainer:  
Stewards (Chairman) Horst Seidel:

Scrutineer Paul Klaassen:  
Timekeeping M. Wagner:

Rotax Euro Challenge  
Class: DD2  
Date/Time: 06.09.2014 17:00

Track: Salbris / France  
Heat: Race 15 Qualifying Heat 3  
Laps: 9

Edition 1

			18			
			17			
			16			
Joey Vonk	642	1:02.156 1.998	15	Franck Rouxel (M)	628	1:02.298 2.140
	29				30	
Christian Loft	683	1:01.461 1.303	14	Cristobal Garcia Ramos	637	1:01.638 1.480
	27				28	
Guillaume Berteaux (M)	635	1:01.326 1.168	13	Tom Pyttlik	649	1:01.438 1.280
	25				26	
Henrique Baptista	639	1:01.269 1.111	12	Julien Renaudin	653	1:01.280 1.122
	23				24	
Tamsin Germain (M)	651	1:01.209 1.051	11	Martin Pierce (M)	633	1:01.225 1.067
	21				22	
Alessandro Bizzotto	675	1:01.095 0.937	10	Christophe Adams (M)	655	1:01.133 0.975
	19				20	
Maxi Fleischmann	616	1:01.003 0.845	9	Alexis Coursault	624	1:01.065 0.907
	17				18	
Dario Santoro	650	1:00.933 0.775	8	Michael E Christensen	638	1:00.988 0.830
	15				16	
Patrick Pearce	612	1:00.848 0.690	7	Bryan Eerden	641	1:00.915 0.757
	13				14	
Filippos Kalesis	661	1:00.728 0.570	6	Constantin Schoell	682	1:00.802 0.644
	11				12	
Damien Vuillaume	660	1:00.694 0.536	5	Alex Begg	632	1:00.712 0.554
	9				10	
Joshua Collings	620	1:00.678 0.520	4	Kevin Ludi	608	1:00.692 0.534
	7				8	
Luka Kamali	617	1:00.556 0.398	3	Anthony Abbasse	626	1:00.573 0.415
	5				6	
Sean Babington	602	1:00.267 0.109	2	Jordan Lennox Lamb	665	1:00.465 0.307
	3				4	
Andreas Backman	611	1:00.158	1	Ben Cooper	601	1:00.233 0.075
	1		Row		2	

Pole Position

Clerk of the course Thomas Lainer:  
Stewards (Chairman) Horst Seidel:

Scrutineer Paul Klaassen:  
Timekeeping M. Wagner:



# Rotax Euro Challenge 2014 Salbris/France

ROTAX DD2

Salbris 1,495 Km

Warm up Saturday

06.09.2014 09:30

Practice (10:00 Time) started at 9:30:00

Pos	No.	Name	Nat.	Chassis	Race Team	Laps	Best Tm	Diff	Gap	In Lap	km/h
1	601	Ben Cooper	CAN	Birel	KMS - Birel Motorsport	8	1:00.835			8	88,469
2	611	Andreas Backman	SWE	Tonykart	Strawberry Racing	6	1:00.926	0.091	0.091	6	88,337
3	626	Anthony Abbasse	FRA	Sodikart	Sodikart	9	1:00.965	0.130	0.039	5	88,280
4	602	Sean Babington	GBR	Tonykart	Strawberry Racing	8	1:01.113	0.278	0.148	5	88,066
5	608	Kevin Ludi	CHE	Kosmic	Spirit Karting	9	1:01.391	0.556	0.278	7	87,668
6	682	Constantin Schoell	AUT	FA Kart	Dan Holland Racing	9	1:01.399	0.564	0.008	5	87,656
7	661	Filippos Kalesis	GRC	DR	VPDR	8	1:01.432	0.597	0.033	8	87,609
8	665	Jordan Lennox Lamb	GBR	CRG	CRG S.P.A.	6	1:01.453	0.618	0.021	5	87,579
9	612	Patrick Pearce	GBR	Flandria Kart	Flandria Competition Kart	8	1:01.475	0.640	0.022	4	87,548
10	616	Maxi Fleischmann	DEU	Praga	Praga Racing Team	8	1:01.480	0.645	0.005	8	87,541
11	660	Damien Vuillaume	FRA	Flandria Kart	Flandria Competition Kart	9	1:01.502	0.667	0.022	4	87,509
12	641	Bryan Eerden	NLD	CRG	PSL Karting/VF Racing	9	1:01.569	0.734	0.067	4	87,414
13	617	Luka Kamali	DEU	CRG	CRG S.P.A.	7	1:01.693	0.858	0.124	5	87,238
14	632	Alex Beggi	ITA	Birel	KMS - Birel Motorsport	9	1:01.716	0.881	0.023	8	87,206
15	675	Alessandro Bizzotto	CAN	CRG	CRG S.P.A.	9	1:01.737	0.902	0.021	9	87,176
16	620	Joshua Collings	GBR	CRG	Msport Karting	7	1:01.749	0.914	0.012	5	87,159
17	638	Michael E Christensen	DNK	Tonykart	RS Competition	9	1:01.765	0.930	0.016	9	87,137
18	639	Henrique Baptista	PRT	FA	Dan Holland Racing	9	1:01.773	0.938	0.008	5	87,125
19	624	Alexis Coursault	FRA	Birel	Sologne Sport Tech	6	1:01.941	1.106	0.168	4	86,889
20	653	Julien Renaudin	FRA	Sodikart	KPR	8	1:01.943	1.108	0.002	5	86,886
21	635	Guillaume Berteaux (M)	FRA	Birel	Kartagene	9	1:02.008	1.173	0.065	7	86,795
22	650	Dario Santoro	ITA	Maranello	Maranello Kart	7	1:02.043	1.208	0.035	5	86,746
23	633	Martin Pierce (M)	IRL	Praga	Praga Racing Team	8	1:02.083	1.248	0.040	4	86,690
24	683	Christian Loft	DNK	Tonykart	RS Competition	9	1:02.149	1.314	0.066	9	86,598
25	649	Tom Pyttlik	GBR	Alonso	THP Racing	7	1:02.376	1.541	0.227	5	86,283
26	651	Tamsin Germain (M)	GBR	Gillard	DG Racing	8	1:02.487	1.652	0.111	4	86,130
27	637	Cristobal Garcia Ramos	ESP	Kosmic	Binakart Competicion	6	1:02.638	1.803	0.151	4	85,922
28	655	Christophe Adams (M)	FRA	Kosmic	Sonic Racing Kart	5	1:02.746	1.911	0.108	5	85,774
29	642	Joey Vonk	NLD	Topkart	Slangen Karting	9	1:03.065	2.230	0.319	9	85,341
30	628	Franck Rouxel (M)	FRA	Sodikart	Sodi Shop	7	1:03.096	2.261	0.031	5	85,299



Rotax Euro Challenge 2014 Salbris/France

ROTAX DD2

Salbris 1,495 Km

Warm up Saturday

06.09.2014 09:30

Practice (10:00 Time) started at 9:30:00

Table with 13 columns: Lap, Time of Day, Lap Tm, Diff, S1 Tm, S2 Tm, S3 Tm, Lap, Time of Day, Lap Tm, Diff, S1 Tm, S2 Tm, S3 Tm. Contains race data for drivers (601) Ben Cooper, (611) Andreas Backman, (626) Anthony Abbasse, (602) Sean Babington, (608) Kevin Ludi, (682) Constantin Schoell, (661) Filippos Kalesis, (665) Jordan Lennox Lamb, (612) Patrick Pearce, (616) Maxi Fleischmann, (660) Damien Vuillaume, (641) Bryan Eerden, (617) Luka Kamali, (632) Alex Beggi.

Official Timing www.rgmmc.com

Orbits

Timekeeping M. Wagner: [Signature]

Clerk of the course Thomas Lainer:

www.mylaps.com

Steward Horst Seidel:

Chief Scrutineer Paul Klaassen:

Licensed to: Motorsport Events

Printed: 06.09.2014 09:42:08

posted at: h

Page 1/3





# Rotax Euro Challenge 2014 Salbris/France

ROTAX DD2

Salbris 1,495 Km

Warm up Saturday

06.09.2014 09:30

Practice (10:00 Time) started at 9:30:00

Lap	Time of Day	Lap Tm	Diff	S1 Tm	S2 Tm	S3 Tm	Lap	Time of Day	Lap Tm	Diff	S1 Tm	S2 Tm	S3 Tm
2	9:32:44.756	1:03.257	+0.619	22.014	18.733	22.510							
3	9:33:47.615	1:02.859	+0.221	21.772	18.855	22.232							
4	9:34:50.253	1:02.638		21.732	18.543	22.363							
5	9:35:53.239	1:02.986	+0.348	21.824	18.749	22.413							
6	9:36:56.010	1:02.771	+0.133	21.626	18.643	22.502							

(655) Christophe Adams (M)

1	9:31:57.663	1:05.729	+2.983	23.750	19.149	22.830
2	9:33:01.704	1:04.041	+1.295	22.386	19.020	22.635
3	9:34:05.260	1:03.556	+0.810	21.962	19.068	22.526
4	9:35:08.022	1:02.762	+0.016	21.924	18.527	22.311
5	9:36:10.768	1:02.746		21.840	18.587	22.319

(642) Joey Vonk

1	9:31:58.569	1:06.340	+3.275	23.920	19.268	23.152
2	9:33:02.592	1:04.023	+0.958	22.350	18.916	22.757
3	9:34:05.953	1:03.361	+0.296	22.211	18.710	22.440
4	9:35:09.221	1:03.268	+0.203	22.122	18.691	22.455
5	9:36:12.343	1:03.122	+0.057	22.045	18.678	22.399
6	9:37:15.622	1:03.279	+0.214	22.120	18.683	22.476
7	9:38:18.929	1:03.307	+0.242	22.127	18.719	22.461
8	9:39:22.046	1:03.117	+0.052	22.022	18.606	22.489
9	9:40:25.111	1:03.065		21.934	18.638	22.493

(628) Franck Rouxel (M)

1	9:31:52.905	1:05.870	+2.774	23.925	19.213	22.732
2	9:32:58.650	1:05.745	+2.649	22.873	20.266	22.606
3	9:34:02.554	1:03.904	+0.808	22.465	18.994	22.445
4	9:35:05.994	1:03.440	+0.344	22.263	18.784	22.393
5	9:36:09.090	1:03.096		22.061	18.690	22.345
6	9:37:12.874	1:03.784	+0.688	22.344	19.240	22.200
7	9:38:16.074	1:03.200	+0.104	22.195	18.772	22.233





# Rotax Euro Challenge 2014 Salbris/France

ROTAX DD2

Salbris 1,495 Km

RACE 5 Qualifying Heat 1

**-NEW-**

06.09.2014 11:40

Race (9 Laps) started at 11:45:02


Pos	No.	Name	Nat.	Chassis	Race Team	Laps	Total Tm	Diff	Best Tm	In Lap	km/h	Points
1	601	Ben Cooper	CAN	Birel	KMS - Birel Motorsport	9	9:16.859		1:01.175	7	87,977	0
2	602	Sean Babington	GBR	Tonykart	Strawberry Racing	9	9:17.030	0.171	1:01.432	7	87,609	2
3	626	Anthony Abbasse	FRA	Sodikart	Sodikart	9	9:17.757	0.898	1:01.259	6	87,856	3
4	660	Damien Vuillaume	FRA	Flandria Kart	Flandria Competition Kart	9	9:17.932	1.073	1:01.233	8	87,894	4
5	665	Jordan Lennox Lamb	GBR	CRG	CRG S.P.A.	9	9:18.902	2.043	1:01.273	7	87,836	5
6	661	Filippos Kalesis	GRC	DR	VPDR	9	9:20.558	3.699	1:01.320	7	87,769	6
7	608	Kevin Ludi	CHE	Kosmic	Spirit Karting	9	9:21.343	4.484	1:01.411	9	87,639	7
8	632	Alex Beggi	ITA	Birel	KMS - Birel Motorsport	9	9:21.997	5.138	1:01.352	8	87,723	8
9	612	Patrick Pearce	GBR	Flandria Kart	Flandria Competition Kart	9	9:23.696	6.837	1:01.639	8	87,315	9
10	617	Luka Kamali	DEU	CRG	CRG S.P.A.	9	9:24.845	7.986	1:01.293	4	87,808	10
11	638	Michael E. Christensen	DNK	Tonykart	RS Competition	9	9:26.610	9.751	1:01.799	6	87,089	11
12	641	Bryan Eerden	NLD	CRG	PSL Karting/VF Racing	9	9:27.861	11.002	1:01.928	6	86,907	12
13	635	Guillaume Berteaux (M)	FRA	Birel	Kartagene	9	9:28.399	11.540	1:01.789	6	87,103	13
14	616	Maxi Fleischmann	DEU	Praga	Praga Racing Team	9	9:28.483	11.624	1:01.699	6	87,230	14
15	682	Constantin Schoell	AUT	FA Kart	Dan Holland Racing	9	9:28.705	11.846	1:01.650	6	87,299	15
16	655	Christophe Adams (M)	FRA	Kosmic	Sonic Racing Kart	9	9:28.927	12.068	1:01.951	4	86,875	16
17	650	Dario Santoro	ITA	Maranello	Maranello Kart	9	9:29.242	12.383	1:01.805	6	87,080	17
18	653	Julien Renaudin	FRA	Sodikart	KPR	9	9:30.762	13.903	1:01.995	6	86,813	18
19	633	Martin Pierce (M)	IRL	Praga	Praga Racing Team	9	9:31.185	14.326	1:01.856	6	87,009	19
20	639	Henrique Baptista	PRT	FA	Dan Holland Racing	9	9:31.562	14.703	1:01.780	6	87,116	20
21	651	Tamsin Germain (M)	GBR	Gillard	DG Racing	9	9:31.706	14.847	1:02.410	6	86,236	21
22	649	Tom Pyttlik	GBR	Alonso	THP Racing	9	9:31.927	15.068	1:02.042	6	86,748	22
23	675	Alessandro Bizzotto	CAN	CRG	CRG S.P.A.	9	9:32.119	15.260	1:01.927	3	86,909	23
24	611	Andreas Backman	SWE	Tonykart	Strawberry Racing	9	9:32.986	16.127	1:01.264	7	87,849	24
25	624	Alexis Coursault	FRA	Birel	Sologne Sport Tech	9	9:39.956	23.097	1:01.744	7	87,166	25
26	637	Cristobal Garcia Ramos	ESP	Kosmic	Binakart Competicion	9	9:41.080	24.221	1:02.185	6	86,548	26
27	683	Christian Loft	DNK	Tonykart	RS Competition	7	7:27.840	2 Laps	1:02.184	6	86,550	27
28	642	Joey Vonk	NLD	Topkart	Slangen Karting	4	4:53.223	5 Laps	1:03.184	3	85,180	28
29	628	Franck Rouxel (M)	FRA	Sodikart	Sodi Shop	3	3:17.803	6 Laps	1:03.057	3	85,351	29
30	620	Joshua Collings	GBR	CRG	Msport Karting					0	-	30

## Announcements

These results are provisional until the conclusion of any judicial and technical matters!  
 No. 624 time penalty 10 sec. / unfair driving

Margin of Victory	Ø km/h	Best Lap Tm	km/h	Best Lap by
0.171	86,984	1:01.175	87,977	601 - Ben Cooper

Official Timing [www.rgmmc.com](http://www.rgmmc.com) Orbits

Timekeeping M. Wagner:  Clerk of the course Thomas Lainer: [www.mylaps.com](http://www.mylaps.com)  
 Steward Horst Seidel: Chief Scrutineer Paul Klaassen: Licensed to: Motorsport Events  
 Printed: 06.09.2014 13:06:42 posted at: h







# Rotax Euro Challenge 2014 Salbris/France

ROTAX DD2

Salbris 1,495 Km

RACE 5 Qualifying Heat 1

06.09.2014 11:40

Race (9 Laps) started at 11:45:02

Lap	Time of Day	Lap Tm	Diff	S1 Tm	S2 Tm	S3 Tm	Lap	Time of Day	Lap Tm	Diff	S1 Tm	S2 Tm	S3 Tm
<b>(611) Andreas Backman</b>													
1	11:46:06.242	<b>1:03.517</b>	+2.253	22.769	18.451	22.297							
2	11:47:08.142	<b>1:01.900</b>	+0.636	21.541	18.339	22.020							
3	11:48:09.702	<b>1:01.560</b>	+0.296	21.359	18.241	21.960							
4	11:49:11.730	<b>1:02.028</b>	+0.764	21.366	18.730	21.932							
5	11:50:29.914	<b>1:18.184</b>	+16.920	21.443	18.341	38.400							
6	11:51:31.334	<b>1:01.420</b>	+0.156	21.364	18.182	21.874							
7	11:52:32.598	<b>1:01.264</b>		<b>21.283</b>	<b>18.150</b>	<b>21.831</b>							
8	11:53:34.328	<b>1:01.730</b>	+0.466	21.291	18.456	21.983							
9	11:54:35.711	<b>1:01.383</b>	+0.119	21.310	18.224	21.849							
<b>(637) Cristobal Garcia Ramos</b>													
1	11:46:13.200	<b>1:07.616</b>	+5.431	25.728	19.341	22.547							
2	11:47:16.497	<b>1:03.297</b>	+1.112	22.212	18.647	22.438							
3	11:48:19.409	<b>1:02.912</b>	+0.727	21.847	18.565	22.500							
4	11:49:22.947	<b>1:03.538</b>	+1.353	22.465	18.695	22.378							
5	11:50:25.462	<b>1:02.515</b>	+0.330	21.547	18.768	22.200							
6	11:51:27.647	<b>1:02.185</b>		<b>21.530</b>	<b>18.476</b>	22.179							
7	11:52:30.406	<b>1:02.759</b>	+0.574	22.022	18.567	<b>22.170</b>							
8	11:53:41.108	<b>1:10.702</b>	+8.517	22.073	25.793	22.836							
9	11:54:43.805	<b>1:02.697</b>	+0.512	21.774	18.570	22.353							
<b>(683) Christian Loft</b>													
1	11:46:12.815	<b>1:07.868</b>	+5.684	25.544	19.832	22.492							
2	11:47:15.744	<b>1:02.929</b>	+0.745	22.003	18.655	22.271							
3	11:48:19.200	<b>1:03.456</b>	+1.272	22.189	18.508	22.759							
4	11:49:22.638	<b>1:03.438</b>	+1.254	22.026	19.241	22.171							
5	11:50:25.918	<b>1:03.280</b>	+1.096	21.744	19.149	22.387							
6	11:51:28.102	<b>1:02.184</b>		<b>21.590</b>	<b>18.439</b>	<b>22.155</b>							
7	11:52:30.565	<b>1:02.463</b>	+0.279	21.758	18.527	22.178							
<b>(642) Joey Vonk</b>													
1	11:46:13.458	<b>1:07.823</b>	+4.639	25.856	19.275	22.692							
2	11:47:16.862	<b>1:03.404</b>	+0.220	22.246	<b>18.668</b>	22.490							
3	11:48:20.046	<b>1:03.184</b>		<b>21.981</b>	18.744	<b>22.459</b>							
4	11:49:55.948	<b>1:35.902</b>	+32.718	22.360	47.759	25.783							
<b>(628) Franck Rouxel (M)</b>													
1	11:46:13.069	<b>1:06.845</b>	+3.788	24.848	19.397	22.600							
2	11:47:17.471	<b>1:04.402</b>	+1.345	23.211	18.691	22.500							
3	11:48:20.528	<b>1:03.057</b>		<b>22.004</b>	<b>18.648</b>	<b>22.405</b>							



# Rotax Euro Challenge 2014 Salbris/France

ROTAX DD2

Salbris 1,495 Km

RACE 10 Qualifying Heat 2

06.09.2014 14:40

Race (9 Laps) started at 14:43:09

Pos	No.	Name	Nat.	Chassis	Race Team	Laps	Total Tm	Diff	Best Tm	In Lap	km/h	Points
1	665	Jordan Lennox Lamb	GBR	CRG	CRG S.P.A.	9	9:16.395		1:00.969	8	88,274	0
2	602	Sean Babington	GBR	Tonykart	Strawberry Racing	9	9:16.518	0.123	1:01.172	6	87,981	2
3	601	Ben Cooper	CAN	Birel	KMS - Birel Motorsport	9	9:16.724	0.329	1:00.997	6	88,234	3
4	626	Anthony Abbasse	FRA	Sodikart	Sodikart	9	9:16.775	0.380	1:01.118	7	88,059	4
5	617	Luka Kamali	DEU	CRG	CRG S.P.A.	9	9:18.828	2.433	1:01.074	7	88,123	5
6	611	Andreas Backman	SWE	Tonykart	Strawberry Racing	9	9:19.694	3.299	1:01.073	5	88,124	6
7	620	Joshua Collings	GBR	CRG	Msport Karting	9	9:20.250	3.855	1:01.382	9	87,680	7
8	660	Damien Vuillaume	FRA	Flandria Kart	Flandria Competition Kart	9	9:20.634	4.239	1:01.159	6	88,000	8
9	661	Filippos Kalesis	GRC	DR	VPDR	9	9:20.789	4.394	1:01.229	7	87,900	9
10	650	Dario Santoro	ITA	Maranello	Maranello Kart	9	9:24.481	8.086	1:01.458	5	87,572	10
11	612	Patrick Pearce	GBR	Flandria Kart	Flandria Competition Kart	9	9:24.579	8.184	1:01.360	8	87,712	11
12	632	Alex Beggi	ITA	Birel	KMS - Birel Motorsport	9	9:24.960	8.565	1:01.354	8	87,720	12
13	638	Michael E Christensen	DNK	Tonykart	RS Competition	9	9:25.784	9.389	1:01.648	5	87,302	13
14	608	Kevin Ludi	CHE	Kosmic	Spirit Karting	9	9:25.950	9.555	1:01.352	5	87,723	14
15	641	Bryan Eerden	NLD	CRG	PSL Karting/VF Racing	9	9:26.627	10.232	1:01.679	5	87,258	15
16	653	Julien Renaudin	FRA	Sodikart	KPR	9	9:26.773	10.378	1:01.756	5	87,149	16
17	624	Alexis Coursault	FRA	Birel	Sologne Sport Tech	9	9:27.466	11.071	1:01.395	8	87,662	17
18	682	Constantin Schoell	AUT	FA Kart	Dan Holland Racing	9	9:27.801	11.406	1:01.678	5	87,260	18
19	639	Henrique Baptista	PRT	FA	Dan Holland Racing	9	9:30.548	14.153	1:01.905	6	86,940	19
20	655	Christophe Adams (M)	FRA	Kosmic	Sonic Racing Kart	9	9:30.669	14.274	1:01.643	8	87,309	20
21	635	Guillaume Berteaux (M)	FRA	Birel	Kartagene	9	9:30.835	14.440	1:01.802	6	87,085	21
22	633	Martin Pierce (M)	IRL	Praga	Praga Racing Team	9	9:32.021	15.626	1:01.916	4	86,924	22
23	637	Cristobal Garcia Ramos	ESP	Kosmic	Binakart Competicion	9	9:32.670	16.275	1:01.919	6	86,920	23
24	683	Christian Loft	DNK	Tonykart	RS Competition	9	9:32.773	16.378	1:01.925	6	86,912	24
25	649	Tom Pyttlik	GBR	Alonso	THP Racing	9	9:33.039	16.644	1:02.141	6	86,609	25
26	642	Joey Vonk	NLD	Topkart	Slangen Karting	9	9:33.476	17.081	1:02.414	7	86,231	26
27	628	Franck Rouxel (M)	FRA	Sodikart	Sodi Shop	9	9:33.735	17.340	1:02.422	7	86,220	27
28	675	Alessandro Bizzotto	CAN	CRG	CRG S.P.A.	9	9:34.839	18.444	1:01.602	8	87,367	28
29	616	Maxi Fleischmann	DEU	Praga	Praga Racing Team	1	1:06.930	8 Laps	1:05.165	1	82,590	29
30	651	Tamsin Germain (M)	GBR	Gillard	DG Racing		2.010	9 Laps		0	-	30

## Announcements

These results are provisional until the conclusion of any judicial and technical matters!

Margin of Victory	Ø km/h	Best Lap Tm	km/h	Best Lap by
0.123	87,057	1:00.969	88,274	665 - Jordan Lennox Lamb

Official Timing [www.rgmmc.com](http://www.rgmmc.com)

Orbits

Timekeeping M. Wagner:

Clerk of the course Thomas Lainer:

[www.mylaps.com](http://www.mylaps.com)

Steward Horst Seidel:

Chief Scrutineer Paul Klaassen:

Licensed to: Motorsport Events

Printed: 06.09.2014 14:53:17

posted at:

h







# Rotax Euro Challenge 2014 Salbris/France

ROTAX DD2

Salbris 1,495 Km

RACE 10 Qualifying Heat 2

06.09.2014 14:40

Race (9 Laps) started at 14:43:09

Lap	Time of Day	Lap Tm	Diff	S1 Tm	S2 Tm	S3 Tm	Lap	Time of Day	Lap Tm	Diff	S1 Tm	S2 Tm	S3 Tm
<b>(649) Tom Pyttlik</b>													
1	14:44:19.924	<b>1:07.735</b>	+5.594	25.936	18.884	22.915							
2	14:45:23.482	<b>1:03.558</b>	+1.417	21.931	18.796	22.831							
3	14:46:27.066	<b>1:03.584</b>	+1.443	22.481	18.827	22.276							
4	14:47:29.545	<b>1:02.479</b>	+0.338	21.839	18.461	22.179							
5	14:48:31.979	<b>1:02.434</b>	+0.293	21.550	18.657	22.227							
6	14:49:34.120	<b>1:02.141</b>		21.655	<b>18.360</b>	<b>22.126</b>							
7	14:50:36.767	<b>1:02.647</b>	+0.506	<b>21.390</b>	18.504	22.753							
8	14:51:39.805	<b>1:03.038</b>	+0.897	21.999	18.464	22.575							
9	14:52:42.376	<b>1:02.571</b>	+0.430	21.984	18.384	22.203							

<b>(642) Joey Vonk</b>													
1	14:44:19.277	<b>1:07.319</b>	+4.905	26.009	18.802	22.508							
2	14:45:23.381	<b>1:04.104</b>	+1.690	22.114	19.131	22.859							
3	14:46:26.427	<b>1:03.046</b>	+0.632	22.203	18.500	22.343							
4	14:47:29.123	<b>1:02.696</b>	+0.282	21.864	18.489	22.343							
5	14:48:32.333	<b>1:03.210</b>	+0.796	21.829	19.094	22.287							
6	14:49:35.094	<b>1:02.761</b>	+0.347	22.105	18.454	<b>22.202</b>							
7	14:50:37.508	<b>1:02.414</b>		<b>21.658</b>	18.463	22.293							
8	14:51:40.083	<b>1:02.575</b>	+0.161	21.714	<b>18.408</b>	22.453							
9	14:52:42.813	<b>1:02.730</b>	+0.316	22.012	18.420	22.298							

<b>(628) Franck Rouxel (M)</b>													
1	14:44:18.809	<b>1:06.661</b>	+4.239	25.285	18.824	22.552							
2	14:45:23.361	<b>1:04.552</b>	+2.130	22.044	19.588	22.920							
3	14:46:26.860	<b>1:03.499</b>	+1.077	22.514	18.708	22.277							
4	14:47:29.877	<b>1:03.017</b>	+0.595	22.305	18.532	22.180							
5	14:48:32.881	<b>1:03.004</b>	+0.582	22.302	18.552	22.150							
6	14:49:35.372	<b>1:02.491</b>	+0.069	21.899	18.530	<b>22.062</b>							
7	14:50:37.794	<b>1:02.422</b>		<b>21.722</b>	<b>18.509</b>	22.191							
8	14:51:40.529	<b>1:02.735</b>	+0.313	21.985	18.541	22.209							
9	14:52:43.072	<b>1:02.543</b>	+0.121	21.857	18.530	22.156							

<b>(675) Alessandro Bizzotto</b>													
1	14:44:28.400	<b>1:17.168</b>	+15.566	34.097	20.291	22.780							
2	14:45:31.028	<b>1:02.628</b>	+1.026	21.764	18.507	22.357							
3	14:46:33.563	<b>1:02.535</b>	+0.933	21.776	18.362	22.397							
4	14:47:35.784	<b>1:02.221</b>	+0.619	21.708	18.298	22.215							
5	14:48:37.575	<b>1:01.791</b>	+0.189	21.482	18.243	<b>22.066</b>							
6	14:49:39.269	<b>1:01.694</b>	+0.092	21.334	18.291	22.069							
7	14:50:40.934	<b>1:01.665</b>	+0.063	21.315	18.250	22.100							
8	14:51:42.536	<b>1:01.602</b>		21.307	<b>18.189</b>	22.106							
9	14:52:44.176	<b>1:01.640</b>	+0.038	<b>21.297</b>	18.276	22.067							

<b>(616) Maxi Fleischmann</b>													
1	14:44:16.267	<b>1:05.165</b>		24.124	<b>18.812</b>	<b>22.229</b>							





# Rotax Euro Challenge 2014 Salbris/France

ROTAX DD2

Salbris 1,495 Km

RACE 15 Qualifying Heat 3

**-NEW-**

06.09.2014 17:00

Race (9 Laps) started at 17:04:27

Pos	No.	Name	Nat.	Chassis	Race Team	Laps	Total Tm	Diff	Best Tm	In Lap	km/h	Points
1	602	Sean Babington	GBR	Tonykart	Strawberry Racing	9	9:15.691		1:01.066	8	88,134	0
2	665	Jordan Lennox Lamb	GBR	CRG	CRG S.P.A.	9	9:16.709	1.018	1:01.032	9	88,183	2
3	601	Ben Cooper	CAN	Birel	KMS - Birel Motorsport	9	9:17.410	1.719	1:01.114	7	88,065	3
4	611	Andreas Backman	SWE	Tonykart	Strawberry Racing	9	9:18.164	2.473	1:01.133	6	88,038	4
5	626	Anthony Abbasse	FRA	Sodikart	Sodikart	9	9:18.355	2.664	1:01.162	8	87,996	5
6	617	Luka Kamali	DEU	CRG	CRG S.P.A.	9	9:18.941	3.250	1:01.379	9	87,685	6
7	660	Damien Vuillaume	FRA	Flandria Kart	Flandria Competition Kart	9	9:20.822	5.131	1:01.423	8	87,622	7
8	608	Kevin Ludi	CHE	Kosmic	Spirit Karting	9	9:21.005	5.314	1:01.595	8	87,377	8
9	612	Patrick Pearce	GBR	Flandria Kart	Flandria Competition Kart	9	9:21.379	5.688	1:01.496	8	87,518	9
10	632	Alex Beggi	ITA	Birel	KMS - Birel Motorsport	9	9:21.856	6.165	1:01.485	8	87,534	10
11	661	Filippos Kalesis	GRC	DR	VPDR	9	9:22.331	6.640	1:01.243	8	87,879	11
12	616	Maxi Fleischmann	DEU	Praga	Praga Racing Team	9	9:23.544	7.853	1:01.304	8	87,792	12
13	650	Dario Santoro	ITA	Maranello	Maranello Kart	9	9:24.619	8.928	1:01.490	8	87,526	13
14	641	Bryan Eerden	NLD	CRG	PSL Karting/VF Racing	9	9:25.124	9.433	1:01.588	8	87,387	14
15	639	Henrique Baptista	PRT	FA	Dan Holland Racing	9	9:27.729	12.038	1:01.992	7	86,818	15
16	653	Julien Renaudin	FRA	Sodikart	KPR	9	9:28.044	12.353	1:01.888	8	86,964	16
17	633	Martin Pierce (M)	IRL	Praga	Praga Racing Team	9	9:28.372	12.681	1:01.689	8	87,244	17
18	675	Alessandro Bizzotto	CAN	CRG	CRG S.P.A.	9	9:28.505	12.814	1:01.660	8	87,285	18
19	649	Tom Pyttlik	GBR	Alonso	THP Racing	9	9:29.232	13.541	1:01.857	8	87,007	19
20	635	Guillaume Berteaux (M)	FRA	Birel	Kartagene	9	9:29.716	14.025	1:01.995	8	86,813	20
21	624	Alexis Coursault	FRA	Birel	Sologne Sport Tech	9	9:29.780	14.089	1:01.810	6	87,073	21
22	655	Christophe Adams (M)	FRA	Kosmic	Sonic Racing Kart	9	9:30.099	14.408	1:01.741	8	87,171	22
23	683	Christian Loft	DNK	Tonykart	RS Competition	9	9:31.105	15.414	1:02.064	7	86,717	23
24	637	Cristobal Garcia Ramos	ESP	Kosmic	Binakart Competicion	9	9:31.831	16.140	1:02.097	7	86,671	24
25	628	Franck Rouxel (M)	FRA	Sodikart	Sodi Shop	9	9:37.102	21.411	1:02.405	8	86,243	25
26	642	Joey Vonk	NLD	Topkart	Slangen Karting	9	9:37.614	21.923	1:02.519	8	86,086	26
27	682	Constantin Schoell	AUT	FA Kart	Dan Holland Racing	9	10:12.369	56.678	1:02.005	9	86,799	27
28	620	Joshua Collings	GBR	CRG	Msport Karting	3	3:13.226	6 Laps	1:03.422	2	84,860	28
29	638	Michael E Christensen	DNK	Tonykart	RS Competition	2	2:10.812	7 Laps	1:02.981	2	85,454	29
Not classified												
DQ	651	Tamsin Germain (M)	GBR	Gillard	DG Racing	9	9:27.770	DQ	1:01.798	6	87,090	32

## Announcements

These results are provisional until the conclusion of any judicial and technical matters!

No. 682 time penalty 10 sec. / unfair driving

No. 651 excluded from heat 3 / technical non conformity

Margin of Victory	Ø km/h	Best Lap Tm	km/h	Best Lap by
1.018	87,167	1:01.032	88,183	665 - Jordan Lennox Lamb

Official Timing [www.rgmmc.com](http://www.rgmmc.com)

Orbits

Timekeeping M. Wagner:

Clerk of the course Thomas Lainer:

[www.mylaps.com](http://www.mylaps.com)

Steward Horst Seidel:

Chief Scrutineer Paul Klaassen:

Licensed to: Motorsport Events

Printed: 06.09.2014 18:23:28

posted at:

h







# Rotax Euro Challenge 2014 Salbris/France

ROTAX DD2

Salbris 1,495 Km

RACE 15 Qualifying Heat 3

06.09.2014 17:00

Race (9 Laps) started at 17:04:27

Lap	Time of Day	Lap Tm	Diff	S1 Tm	S2 Tm	S3 Tm	Lap	Time of Day	Lap Tm	Diff	S1 Tm	S2 Tm	S3 Tm
<b>(637) Cristobal Garcia Ramos</b>													
1	17:05:38.680	<b>1:09.316</b>	+7.219	27.516	19.242	22.558							
2	17:06:41.913	<b>1:03.233</b>	+1.136	22.098	18.687	22.448							
3	17:07:44.881	<b>1:02.968</b>	+0.871	21.748	18.815	22.405							
4	17:08:47.694	<b>1:02.813</b>	+0.716	21.904	18.699	22.210							
5	17:09:49.969	<b>1:02.275</b>	+0.178	21.599	18.464	22.212							
6	17:10:52.415	<b>1:02.446</b>	+0.349	21.710	18.498	22.238							
7	17:11:54.512	<b>1:02.097</b>		21.528	18.422	<b>22.147</b>							
8	17:12:56.609	<b>1:02.097</b>		<b>21.494</b>	<b>18.381</b>	22.222							
9	17:13:58.982	<b>1:02.373</b>	+0.276	21.686	18.468	22.219							
<b>(628) Franck Rouxel (M)</b>													
1	17:05:38.549	<b>1:09.240</b>	+6.835	27.449	19.224	22.567							
2	17:06:44.079	<b>1:05.530</b>	+3.125	23.012	19.983	22.535							
3	17:07:47.298	<b>1:03.219</b>	+0.814	22.052	18.915	22.252							
4	17:08:50.188	<b>1:02.890</b>	+0.485	21.929	18.755	22.206							
5	17:09:53.772	<b>1:03.584</b>	+1.179	22.226	18.629	22.729							
6	17:10:56.586	<b>1:02.814</b>	+0.409	21.824	18.706	22.284							
7	17:11:59.316	<b>1:02.730</b>	+0.325	21.845	18.708	<b>22.177</b>							
8	17:13:01.721	<b>1:02.405</b>		21.655	<b>18.526</b>	22.224							
9	17:14:04.253	<b>1:02.532</b>	+0.127	<b>21.620</b>	18.593	22.319							
<b>(642) Joey Vonk</b>													
1	17:05:38.944	<b>1:09.340</b>	+6.821	27.536	19.147	22.657							
2	17:06:43.132	<b>1:04.188</b>	+1.669	22.608	18.966	22.614							
3	17:07:46.503	<b>1:03.371</b>	+0.852	22.060	18.750	22.561							
4	17:08:50.037	<b>1:03.534</b>	+1.015	22.090	19.001	22.443							
5	17:09:54.125	<b>1:04.088</b>	+1.569	22.611	18.580	22.897							
6	17:10:56.900	<b>1:02.775</b>	+0.256	21.819	18.569	22.387							
7	17:11:59.697	<b>1:02.797</b>	+0.278	21.814	18.711	<b>22.272</b>							
8	17:13:02.216	<b>1:02.519</b>		21.788	<b>18.456</b>	22.275							
9	17:14:04.765	<b>1:02.549</b>	+0.030	<b>21.719</b>	18.519	22.311							
<b>(682) Constantin Schoell</b>													
1	17:05:35.136	<b>1:06.739</b>	+4.734	25.378	19.028	22.333							
2	17:06:38.097	<b>1:02.961</b>	+0.956	22.064	18.756	<b>22.141</b>							
3	17:07:47.037	<b>1:08.940</b>	+6.935	21.634	25.084	22.222							
4	17:08:49.656	<b>1:02.619</b>	+0.614	21.602	18.746	22.271							
5	17:10:20.509	<b>1:30.853</b>	+28.848	<b>21.444</b>	19.525	49.884							
6	17:11:23.291	<b>1:02.782</b>	+0.777	22.089	18.380	22.313							
7	17:12:25.470	<b>1:02.179</b>	+0.174	21.573	<b>18.329</b>	22.277							
8	17:13:27.515	<b>1:02.045</b>	+0.040	21.482	18.408	22.155							
9	17:14:29.520	<b>1:02.005</b>		21.448	18.348	22.209							
<b>(620) Joshua Collings</b>													
1	17:05:33.452	<b>1:05.482</b>	+2.060	24.250	18.757	22.475							
2	17:06:36.874	<b>1:03.422</b>		22.479	<b>18.519</b>	22.424							
3	17:07:40.377	<b>1:03.503</b>	+0.081	22.496	18.840	<b>22.167</b>							
<b>(638) Michael E Christensen</b>													
1	17:05:34.982	<b>1:06.511</b>	+3.530	25.235	18.891	22.385							
2	17:06:37.963	<b>1:02.981</b>		22.072	<b>18.647</b>	<b>22.262</b>							





## Rotax Euro Challenge

DD2

Salbris / France

### Ranking after Heats

Pos.	No.	Firstname	Lastname	Nat.	Chassis	Race Team	QP	Points	Diff.	QH1	QH2	QH3
1	602	Sean	<b>Babington</b>	GBR	Tonykart	Strawberry Racing	3	4		2	2	0
2	601	Ben	<b>Cooper</b>	CAN	Birel	KMS - Birel Motorsport	2	6	-2	0	3	3
3	665	Jordan	<b>Lennox Lamb</b>	GBR	CRG	CRG S.P.A.	4	7	-3	5	0	2
4	626	Anthony	<b>Abbase</b>	FRA	Sodikart	Sodikart	6	12	-8	3	4	5
5	660	Damien	<b>Vuillaume</b>	FRA	Flandria Kart	Flandria Competition Kart	9	19	-15	4	8	7
6	617	Luka	<b>Kamali</b>	DEU	CRG	CRG S.P.A.	5	21	-17	10	5	6
7	661	Filippos	<b>Kalesis</b>	GRC	DR	VPDR	11	26	-22	6	9	11
8	608	Kevin	<b>Ludi</b>	CHE	Kosmic	Spirit Karting	8	29	-25	7	14	8
9	612	Patrick	<b>Pearce</b>	GBR	Flandria Kart	Flandria Competition Kart	13	29	-25	9	11	9
10	632	Alex	<b>Beggi</b>	ITA	Birel	KMS - Birel Motorsport	10	30	-26	8	12	10
11	611	Andreas	<b>Backman</b>	SWE	Tonykart	Strawberry Racing	1	34	-30	24	6	4
12	650	Dario	<b>Santoro</b>	ITA	Maranello	Maranello Kart	15	40	-36	17	10	13
13	641	Bryan	<b>Eerden</b>	NLD	CRG	PSL Karting/VF Racing	14	41	-37	12	15	14
14	653	Julien	<b>Renaudin</b>	FRA	Sodikart	KPR	24	50	-46	18	16	16
15	638	Michael E	<b>Christensen</b>	DNK	Tonykart	RS Competition	16	53	-49	11	13	29
16	639	Henrique	<b>Baptista</b>	PRT	FA	Dan Holland Racing	23	54	-50	20	19	15
17	635	Guillaume	<b>Berteaux (M)</b>	FRA	Birel	Kartagene	25	54	-50	13	21	20
18	616	Maxi	<b>Fleischmann</b>	DEU	Praga	Praga Racing Team	17	55	-51	14	29	12
19	655	Christophe	<b>Adams (M)</b>	FRA	Kosmic	Sonic Racing Kart	20	58	-54	16	20	22
20	633	Martin	<b>Pierce (M)</b>	IRL	Praga	Praga Racing Team	22	58	-54	19	22	17
21	682	Constantin	<b>Schoell</b>	AUT	FA Kart	Dan Holland Racing	12	60	-56	15	18	27
22	624	Alexis	<b>Coursault</b>	FRA	Birel	Sologne Sport Tech	18	63	-59	25	17	21
23	620	Joshua	<b>Collings</b>	GBR	CRG	Msport Karting	7	65	-61	30	7	28
24	649	Tom	<b>Pyttlik</b>	GBR	Alonso	THP Racing	26	66	-62	22	25	19
25	675	Alessandro	<b>Bizzotto</b>	CAN	CRG	CRG S.P.A.	19	69	-65	23	28	18
26	637	Cristobal	<b>Garcia Ramos</b>	ESP	Kosmic	Binakart Competicion	28	73	-69	26	23	24
27	683	Christian	<b>Loft</b>	DNK	Tonykart	RS Competition	27	74	-70	27	24	23
28	642	Joey	<b>Vonk</b>	NLD	Topkart	Slangen Karting	29	80	-76	28	26	26
29	628	Franck	<b>Rouxel (M)</b>	FRA	Sodikart	Sodi Shop	30	81	-77	29	27	25
30	651	Tamsin	<b>Germain (M)</b>	GBR	Gillard	DG Racing	21	83	-79	21	30	32

Pos. 1 - 34 qualified for Prefinal

### Announcements:

These results are provisional until the conclusion of any judicial and technical matters

Clerk of the course Thomas Lainer:

Stewards (Chairman) Horst Seidel:

Timekeeping M. Wagner:

Scrutineer Paul Klaassen:

Printed: 06.09.2014 18:26

Posted at: h

Rotax Euro Challenge

Class: DD2

Date/Time: 07.09.2014 11:10

Track:

Heat:

Laps:

Salbris / France

Prefinal

11

Edition 1

			Quali Rank 0	17			Quali Rank 0
	33					34	
			Quali Rank 0	16			Quali Rank 0
	31					32	
Franck Rouxel (M)	<b>628</b>	Points 81	Quali Rank 30	15	Tamsin Germain (M)	<b>651</b>	Points 83 Quali Rank 21
	29					30	
Christian Loft	<b>683</b>	Points 74	Quali Rank 27	14	Joey Vonk	<b>642</b>	Points 80 Quali Rank 29
	27					28	
Alessandro Bizzotto	<b>675</b>	Points 69	Quali Rank 19	13	Cristobal Garcia Ramos	<b>637</b>	Points 73 Quali Rank 28
	25					26	
Joshua Collings	<b>620</b>	Points 65	Quali Rank 7	12	Tom Pyttlik	<b>649</b>	Points 66 Quali Rank 26
	23					24	
Constantin Schoell	<b>682</b>	Points 60	Quali Rank 12	11	Alexis Coursault	<b>624</b>	Points 63 Quali Rank 18
	21					22	
Christophe Adams (M)	<b>655</b>	Points 58	Quali Rank 20	10	Martin Pierce (M)	<b>633</b>	Points 58 Quali Rank 22
	19					20	
Guillaume Berteaux (M)	<b>635</b>	Points 54	Quali Rank 25	9	Maxi Fleischmann	<b>616</b>	Points 55 Quali Rank 17
	17					18	
Michael E Christensen	<b>638</b>	Points 53	Quali Rank 16	8	Henrique Baptista	<b>639</b>	Points 54 Quali Rank 23
	15					16	
Bryan Eerden	<b>641</b>	Points 41	Quali Rank 14	7	Julien Renaudin	<b>653</b>	Points 50 Quali Rank 24
	13					14	
Andreas Backman	<b>611</b>	Points 34	Quali Rank 1	6	Dario Santoro	<b>650</b>	Points 40 Quali Rank 15
	11					12	
Patrick Pearce	<b>612</b>	Points 29	Quali Rank 13	5	Alex Beggi	<b>632</b>	Points 30 Quali Rank 10
	9					10	
Filippos Kalesis	<b>661</b>	Points 26	Quali Rank 11	4	Kevin Ludi	<b>608</b>	Points 29 Quali Rank 8
	7					8	
Damien Vuillaume	<b>660</b>	Points 19	Quali Rank 9	3	Luka Kamali	<b>617</b>	Points 21 Quali Rank 5
	5					6	
Jordan Lennox Lamb	<b>665</b>	Points 7	Quali Rank 4	2	Anthony Abbasse	<b>626</b>	Points 12 Quali Rank 6
	3					4	
Sean Babington	<b>602</b>	Points 4	Quali Rank 3	1	Ben Cooper	<b>601</b>	Points 6 Quali Rank 2
	1			Row		2	
	<b>Pole Position</b>						

Clerk of the course Thomas Lainer:

Stewards (Chairman) Horst Seidel:

Scrutineer Paul Klaassen:

Timekeeping M. Wagner:



# Rotax Euro Challenge 2014 Salbris/France

ROTAX DD2

Salbris 1,495 Km

Warm up Sunday

07.09.2014 09:40

Practice (5:00 Time) started at 9:40:26

Pos	No.	Name	Nat.	Chassis	Race Team	Laps	Best Tm	Diff	Gap	In Lap	km/h
1	601	Ben Cooper	CAN	Birel	KMS - Birel Motorsport	5	1:00.904			5	88,369
2	602	Sean Babington	GBR	Tonykart	Strawberry Racing	4	1:01.259	0.355	0.355	4	87,856
3	611	Andreas Backman	SWE	Tonykart	Strawberry Racing	4	1:01.307	0.403	0.048	3	87,788
4	626	Anthony Abbasse	FRA	Sodikart	Sodikart	5	1:01.358	0.454	0.051	4	87,715
5	682	Constantin Schoell	AUT	FA Kart	Dan Holland Racing	5	1:01.373	0.469	0.015	4	87,693
6	660	Damien Vuillaume	FRA	Flandria Kart	Flandria Competition Kart	5	1:01.447	0.543	0.074	5	87,588
7	608	Kevin Ludi	CHE	Kosmic	Spirit Karting	5	1:01.516	0.612	0.069	4	87,489
8	675	Alessandro Bizzotto	CAN	CRG	CRG S.P.A.	5	1:01.564	0.660	0.048	5	87,421
9	638	Michael E Christensen	DNK	Tonykart	RS Competition	5	1:01.581	0.677	0.017	5	87,397
10	612	Patrick Pearce	GBR	Flandria Kart	Flandria Competition Kart	5	1:01.618	0.714	0.037	5	87,345
11	617	Luka Kamali	DEU	CRG	CRG S.P.A.	5	1:01.632	0.728	0.014	5	87,325
12	632	Alex Beggi	ITA	Birel	KMS - Birel Motorsport	5	1:01.681	0.777	0.049	5	87,255
13	624	Alexis Coursault	FRA	Birel	Sologne Sport Tech	5	1:01.740	0.836	0.059	5	87,172
14	639	Henrique Baptista	PRT	FA	Dan Holland Racing	5	1:01.760	0.856	0.020	4	87,144
15	620	Joshua Collings	GBR	CRG	Msport Karting	5	1:01.762	0.858	0.002	5	87,141
16	641	Bryan Eerden	NLD	CRG	PSL Karting/VF Racing	5	1:01.794	0.890	0.032	5	87,096
17	635	Guillaume Berteaux (M)	FRA	Birel	Kartagene	5	1:02.032	1.128	0.238	4	86,762
18	683	Christian Loft	DNK	Tonykart	RS Competition	5	1:02.081	1.177	0.049	5	86,693
19	616	Maxi Fleischmann	DEU	Praga	Praga Racing Team	4	1:02.097	1.193	0.016	4	86,671
20	665	Jordan Lennox Lamb	GBR	CRG	CRG S.P.A.	3	1:02.221	1.317	0.124	2	86,498
21	653	Julien Renaudin	FRA	Sodikart	KPR	5	1:02.245	1.341	0.024	5	86,465
22	650	Dario Santoro	ITA	Maranello	Maranello Kart	4	1:02.327	1.423	0.082	4	86,351
23	649	Tom Pyttlik	GBR	Alonso	THP Racing	5	1:02.345	1.441	0.018	4	86,326
24	633	Martin Pierce (M)	IRL	Praga	Praga Racing Team	4	1:02.371	1.467	0.026	4	86,290
25	651	Tamsin Germain (M)	GBR	Gillard	DG Racing	5	1:02.681	1.777	0.310	5	85,863
26	637	Cristobal Garcia Ramos	ESP	Kosmic	Binakart Competicion	4	1:02.758	1.854	0.077	3	85,758
27	642	Joey Vonk	NLD	Topkart	Slangen Karting	5	1:02.975	2.071	0.217	5	85,462
28	628	Franck Rouxel (M)	FRA	Sodikart	Sodi Shop	5	1:03.537	2.633	0.562	5	84,707
29	655	Christophe Adams (M)	FRA	Kosmic	Sonic Racing Kart	2	1:03.542	2.638	0.005	2	84,700
30	661	Filippos Kalesis	GRC	DR	VPDR	1	1:03.675	2.771	0.133	1	84,523







# Rotax Euro Challenge 2014 Salbris/France

ROTAX DD2

Salbris 1,495 Km

Warm up Sunday

07.09.2014 09:40

Practice (5:00 Time) started at 9:40:26

Lap	Time of Day	Lap Tm	Diff	S1 Tm	S2 Tm	S3 Tm	Lap	Time of Day	Lap Tm	Diff	S1 Tm	S2 Tm	S3 Tm
1	9:42:40.080	1:05.537	+3.316	24.236	18.819	22.482							
2	9:43:42.301	<b>1:02.221</b>		21.661	18.384	<b>22.176</b>							
3	9:45:39.402	1:57.101	+54.880	<b>21.265</b>	<b>18.244</b>	1:17.592							
<b>(653) Julien Renaudin</b>													
1	9:42:02.044	1:03.965	+1.720	22.665	18.816	22.484							
2	9:43:04.829	1:02.785	+0.540	21.821	18.657	22.307							
3	9:44:07.281	1:02.452	+0.207	21.589	18.582	22.281							
4	9:45:09.717	1:02.436	+0.191	21.585	<b>18.564</b>	22.287							
5	9:46:11.962	<b>1:02.245</b>		<b>21.537</b>	18.628	<b>22.080</b>							
<b>(650) Dario Santoro</b>													
1	9:42:06.259	1:05.046	+2.719	23.538	19.165	22.343							
2	9:43:10.070	1:03.811	+1.484	21.843	19.655	22.313							
3	9:44:13.908	1:03.838	+1.511	22.306	18.882	22.650							
4	9:45:16.235	<b>1:02.327</b>		<b>21.645</b>	<b>18.525</b>	<b>22.157</b>							
<b>(649) Tom Pytliik</b>													
1	9:42:16.366	1:04.927	+2.582	23.067	19.222	22.638							
2	9:43:19.506	1:03.140	+0.795	22.081	18.654	22.405							
3	9:44:22.502	1:02.996	+0.651	22.061	18.638	22.297							
4	9:45:24.847	<b>1:02.345</b>		21.636	<b>18.499</b>	<b>22.210</b>							
5	9:46:27.229	1:02.382	+0.037	<b>21.598</b>	18.546	22.238							
<b>(633) Martin Pierce (M)</b>													
1	9:42:38.630	1:16.408	+14.037	23.397	21.942	31.069							
2	9:43:43.481	1:04.851	+2.480	23.662	18.701	22.488							
3	9:44:45.857	1:02.376	+0.005	<b>21.639</b>	18.532	22.205							
4	9:45:48.228	<b>1:02.371</b>		21.745	<b>18.434</b>	<b>22.192</b>							
<b>(651) Tamsin Germain (M)</b>													
1	9:42:09.711	1:04.595	+1.914	22.988	18.959	22.648							
2	9:43:13.593	1:03.882	+1.201	22.132	18.788	22.962							
3	9:44:16.345	1:02.752	+0.071	21.979	18.524	<b>22.249</b>							
4	9:45:19.490	1:03.145	+0.464	22.048	18.759	22.338							
5	9:46:22.171	<b>1:02.681</b>		<b>21.887</b>	<b>18.523</b>	22.271							
<b>(637) Cristobal Garcia Ramos</b>													
1	9:42:01.173	1:03.884	+1.126	22.518	18.827	22.539							
2	9:43:05.189	1:04.016	+1.258	22.615	19.055	<b>22.346</b>							
3	9:44:07.947	<b>1:02.758</b>		<b>21.738</b>	18.618	22.402							
4	9:45:10.903	1:02.956	+0.198	21.774	18.643	22.539							
<b>(642) Joey Vonk</b>													
1	9:42:04.368	1:05.091	+2.116	23.163	19.044	22.884							
2	9:43:08.529	1:04.161	+1.186	22.327	18.788	23.046							
3	9:44:14.386	1:05.857	+2.882	23.671	19.621	22.565							
4	9:45:18.235	1:03.849	+0.874	22.248	19.224	<b>22.377</b>							
5	9:46:21.210	<b>1:02.975</b>		<b>21.946</b>	<b>18.523</b>	22.506							
<b>(628) Franck Rouxel (M)</b>													
1	9:42:14.633	1:05.722	+2.185	23.803	19.211	22.708							
2	9:43:19.187	1:04.554	+1.017	22.513	<b>18.937</b>	23.104							
3	9:44:23.283	1:04.096	+0.559	22.280	19.057	22.759							
4	9:45:27.084	1:03.801	+0.264	22.454	18.958	<b>22.389</b>							
5	9:46:30.621	<b>1:03.537</b>		<b>22.196</b>	18.938	22.403							
<b>(655) Christophe Adams (M)</b>													
1	9:42:20.431	1:07.570	+4.028	24.455	20.087	23.028							
2	9:43:23.973	<b>1:03.542</b>		22.200	18.815	<b>22.527</b>							
<b>(661) Filippos Kalesis</b>													
1	9:42:01.354	<b>1:03.675</b>		22.534	<b>18.761</b>	<b>22.380</b>							



# Rotax Euro Challenge 2014 Salbris/France

ROTAX DD2

Salbris 1,495 Km

Pre-Final

**-NEW-**

07.09.2014 11:10

Race (11 Laps) started at 11:15:09

Pos	No.	Name	Nat.	Chassis	Race Team	Laps	Total Tm	Diff	Best Tm	In Lap	km/h	Points
1	602	Sean Babington	GBR	Tonykart	Strawberry Racing	11	11:20.966		1:00.941	7	88,315	34
2	601	Ben Cooper	CAN	Birel	KMS - Birel Motorsport	11	11:21.876	0.910	1:00.907	8	88,364	33
3	660	Damien Vuillaume	FRA	Flandria Kart	Flandria Competition Kart	11	11:25.881	4.915	1:01.497	6	87,516	32
4	661	Filippos Kalesis	GRC	DR	VPDR	11	11:26.563	5.597	1:01.564	8	87,421	31
5	608	Kevin Ludi	CHE	Kosmic	Spirit Karting	11	11:27.391	6.425	1:01.600	7	87,370	30
6	641	Bryan Eerden	NLD	CRG	PSL Karting/VF Racing	11	11:28.999	8.033	1:01.639	8	87,315	29
7	611	Andreas Backman	SWE	Tonykart	Strawberry Racing	11	11:29.784	8.818	1:01.194	8	87,950	28
8	632	Alex Beggi	ITA	Birel	KMS - Birel Motorsport	11	11:32.033	11.067	1:01.537	9	87,460	27
9	650	Dario Santoro	ITA	Maranello	Maranello Kart	11	11:35.552	14.586	1:02.103	10	86,662	26
10	638	Michael E Christensen	DNK	Tonykart	RS Competition	11	11:35.601	14.635	1:01.503	10	87,508	25
11	624	Alexis Coursault	FRA	Birel	Sologne Sport Tech	11	11:35.687	14.721	1:01.546	6	87,447	24
12	635	Guillaume Berteaux (M)	FRA	Birel	Kartagene	11	11:36.625	15.659	1:01.914	10	86,927	23
13	639	Henrique Baptista	PRT	FA	Dan Holland Racing	11	11:36.927	15.961	1:01.866	7	86,994	22
14	616	Maxi Fleischmann	DEU	Praga	Praga Racing Team	11	11:37.831	16.865	1:01.726	7	87,192	21
15	682	Constantin Schoell	AUT	FA Kart	Dan Holland Racing	11	11:37.931	16.965	1:01.864	8	86,997	20
16	612	Patrick Pearce	GBR	Flandria Kart	Flandria Competition Kart	11	11:38.039	17.073	1:01.607	9	87,360	19
17	649	Tom Pyttlik	GBR	Alonso	THP Racing	11	11:38.403	17.437	1:02.064	11	86,717	18
18	633	Martin Pierce (M)	IRL	Praga	Praga Racing Team	11	11:39.005	18.039	1:02.210	7	86,513	17
19	655	Christophe Adams (M)	FRA	Kosmic	Sonic Racing Kart	11	11:39.395	18.429	1:01.867	8	86,993	16
20	675	Alessandro Bizzotto	CAN	CRG	CRG S.P.A.	11	11:39.722	18.756	1:01.684	8	87,251	15
21	653	Julien Renaudin	FRA	Sodikart	KPR	11	11:40.045	19.079	1:02.224	11	86,494	14
22	665	Jordan Lennox Lamb	GBR	CRG	CRG S.P.A.	11	11:42.502	21.536	1:01.014	10	88,209	13
23	637	Cristobal Garcia Ramos	ESP	Kosmic	Binakart Competicion	11	11:42.657	21.691	1:02.475	11	86,146	12
24	683	Christian Loft	DNK	Tonykart	RS Competition	11	11:43.090	22.124	1:02.399	11	86,251	11
25	651	Tamsin Germain (M)	GBR	Gillard	DG Racing	11	11:43.506	22.540	1:02.132	8	86,622	10
26	642	Joey Vonk	NLD	Topkart	Slangen Karting	11	11:44.649	23.683	1:02.741	11	85,781	9
27	626	Anthony Abbasse	FRA	Sodikart	Sodikart	11	11:52.734	31.768	1:01.422	8	87,623	8
28	628	Franck Rouxel (M)	FRA	Sodikart	Sodi Shop	3	3:24.805	8 Laps	1:04.204	2	83,827	7
29	617	Luka Kamali	DEU	CRG	CRG S.P.A.		0.631	11 Laps		0	-	6
30	620	Joshua Collings	GBR	CRG	Msport Karting		3.438	11 Laps		0	-	5

## Announcements

These results are provisional until the conclusion of any judicial and technical matters!

No. 612 time penalty 10 sec. / unfair driving

No. 665 time penalty 10 sec. / unfair driving

No. 626 time penalty 10 sec. / unfair driving

Margin of Victory	Ø km/h	Best Lap Tm	km/h	Best Lap by
0.910	86,938	1:00.907	88,364	601 - Ben Cooper

Official Timing [www.rgmmc.com](http://www.rgmmc.com)

Orbits

Timekeeping M. Wagner:

Clerk of the course Thomas Lainer:

[www.mylaps.com](http://www.mylaps.com)

Steward Horst Seidel:

Chief Scrutineer Paul Klaassen:

Licensed to: Motorsport Events

Printed: 07.09.2014 12:48:27

posted at:

h







Rotax Euro Challenge  
Class: DD2  
Date/Time: 07.09.2014 13:05

Track: Salbris / France  
Heat: Final  
Laps: 16

Edition 1

	Laps 0 Tm. 0	17		Laps 0 Tm. 0
33			34	
	Laps 0 Tm. 0	16		Laps 0 Tm. 0
31			32	
Luka Kamali	<b>617</b> Laps 0 Tm. 0.631	15	Joshua Collings	<b>620</b> Laps 0 Tm. 3.438
29			30	
Anthony Abbasse	<b>626</b> Laps 11 Tm. 11:52.734	14	Franck Rouxel (M)	<b>628</b> Laps 3 Tm. 3:24.805
27			28	
Tamsin Germain (M)	<b>651</b> Laps 11 Tm. 11:43.506	13	Joey Vonk	<b>642</b> Laps 11 Tm. 11:44.649
25			26	
Cristobal Garcia Ramos	<b>637</b> Laps 11 Tm. 11:42.657	12	Christian Loft	<b>683</b> Laps 11 Tm. 11:43.090
23			24	
Julien Renaudin	<b>653</b> Laps 11 Tm. 11:40.045	11	Jordan Lennox Lamb	<b>665</b> Laps 11 Tm. 11:42.502
21			22	
Christophe Adams (M)	<b>655</b> Laps 11 Tm. 11:39.395	10	Alessandro Bizzotto	<b>675</b> Laps 11 Tm. 11:39.722
19			20	
Tom Pytlik	<b>649</b> Laps 11 Tm. 11:38.403	9	Martin Pierce (M)	<b>633</b> Laps 11 Tm. 11:39.005
17			18	
Constantin Schoell	<b>682</b> Laps 11 Tm. 11:37.931	8	Patrick Pearce	<b>612</b> Laps 11 Tm. 11:38.039
15			16	
Henrique Baptista	<b>639</b> Laps 11 Tm. 11:36.927	7	Maxi Fleischmann	<b>616</b> Laps 11 Tm. 11:37.831
13			14	
Alexis Coursault	<b>624</b> Laps 11 Tm. 11:35.687	6	Guillaume Berteaux (M)	<b>635</b> Laps 11 Tm. 11:36.625
11			12	
Dario Santoro	<b>650</b> Laps 11 Tm. 11:35.552	5	Michael E Christensen	<b>638</b> Laps 11 Tm. 11:35.601
9			10	
Andreas Backman	<b>611</b> Laps 11 Tm. 11:29.784	4	Alex Begg	<b>632</b> Laps 11 Tm. 11:32.033
7			8	
Kevin Ludi	<b>608</b> Laps 11 Tm. 11:27.391	3	Bryan Eerden	<b>641</b> Laps 11 Tm. 11:28.999
5			6	
Damien Vuillaume	<b>660</b> Laps 11 Tm. 11:25.881	2	Filippos Kalesis	<b>661</b> Laps 11 Tm. 11:26.563
3			4	
Sean Babington	<b>602</b> Laps 11 Tm. 11:20.966	1	Ben Cooper	<b>601</b> Laps 11 Tm. 11:21.876
1		Row	2	

Pole Position

Clerk of the course Thomas Lainer:  
Stewards (Chairman) Horst Seidel:

Scrutineer Paul Klaassen:  
Timekeeping M. Wagner:



# Rotax Euro Challenge 2014 Salbris/France

ROTAX DD2

Salbris 1,495 Km

Final

**-NEW-**

07.09.2014 13:05

Race (16 Laps) started at 13:07:57

Pos	No.	Name	Nat.	Chassis	Race Team	Laps	Total Tm	Diff	Best Tm	In Lap	km/h	Points
1	611	Andreas Backman	SWE	Tonykart	Strawberry Racing	16	16:34.313		1:00.883	12	88,399	55
2	665	Jordan Lennox Lamb	GBR	CRG	CRG S.P.A.	16	16:36.693	2.380	1:00.582	13	88,838	52
3	601	Ben Cooper	CAN	Birel	KMS - Birel Motorsport	16	16:39.455	5.142	1:00.871	12	88,416	50
4	661	Filippos Kalesis	GRC	DR	VPDR	16	16:40.555	6.242	1:01.056	10	88,149	49
5	626	Anthony Abbasse	FRA	Sodikart	Sodikart	16	16:41.428	7.115	1:00.868	11	88,421	48
6	641	Bryan Eerden	NLD	CRG	PSL Karting/VF Racing	16	16:43.533	9.220	1:01.372	10	87,695	47
7	608	Kevin Ludi	CHE	Kosmic	Spirit Karting	16	16:44.109	9.796	1:01.089	11	88,101	46
8	639	Henrique Baptista	PRT	FA	Dan Holland Racing	16	16:45.120	10.807	1:01.190	13	87,956	45
9	624	Alexis Coursault	FRA	Birel	Sologne Sport Tech	16	16:47.218	12.905	1:01.486	12	87,532	44
10	635	Guillaume Berteaux (M)	FRA	Birel	Kartagene	16	16:47.539	13.226	1:01.422	9	87,623	43
11	620	Joshua Collings	GBR	CRG	Msport Karting	16	16:47.731	13.418	1:01.199	10	87,943	42
12	682	Constantin Schoell	AUT	FA Kart	Dan Holland Racing	16	16:47.903	13.590	1:01.380	12	87,683	41
13	655	Christophe Adams (M)	FRA	Kosmic	Sonic Racing Kart	16	16:49.980	15.667	1:01.576	16	87,404	40
14	617	Luka Kamali	DEU	CRG	CRG S.P.A.	16	16:50.231	15.918	1:01.340	13	87,740	39
15	660	Damien Vuillaume	FRA	Flandria Kart	Flandria Competition Kart	16	16:51.198	16.885	1:01.051	10	88,156	38
16	683	Christian Loft	DNK	Tonykart	RS Competition	16	16:53.767	19.454	1:01.561	10	87,425	37
17	638	Michael E Christensen	DNK	Tonykart	RS Competition	16	16:54.777	20.464	1:01.403	11	87,650	36
18	675	Alessandro Bizzotto	CAN	CRG	CRG S.P.A.	16	16:54.893	20.580	1:01.142	11	88,025	35
19	651	Tamsin Germain (M)	GBR	Gillard	DG Racing	16	16:55.710	21.397	1:01.424	10	87,620	34
20	633	Martin Pierce (M)	IRL	Praga	Praga Racing Team	16	16:55.967	21.654	1:01.419	10	87,628	33
21	649	Tom Pytlik	GBR	Alonso	THP Racing	16	16:58.226	23.913	1:01.938	10	86,893	32
22	642	Joey Vonk	NLD	Topkart	Slangen Karting	16	17:01.934	27.621	1:02.040	12	86,750	31
23	653	Julien Renaudin	FRA	Sodikart	KPR	16	17:03.022	28.709	1:01.433	10	87,608	30
24	637	Cristobal Garcia Ramos	ESP	Kosmic	Binakart Competicion	14	15:12.689	2 Laps	1:01.889	11	86,962	29
25	632	Alex Beggi	ITA	Birel	KMS - Birel Motorsport	11	11:35.456	5 Laps	1:01.228	11	87,901	28
26	612	Patrick Pearce	GBR	Flandria Kart	Flandria Competition Kart	11	12:51.427	5 Laps	1:01.020	10	88,201	27
27	616	Maxi Fleischmann	DEU	Praga	Praga Racing Team	8	8:38.332	8 Laps	1:02.788	8	85,717	26
28	650	Dario Santoro	ITA	Maranello	Maranello Kart	7	7:37.529	9 Laps	1:02.319	6	86,362	25
29	602	Sean Babington	GBR	Tonykart	Strawberry Racing	3	3:17.191	13 Laps	1:04.115	3	83,943	24

Not classified

DNS	628	Franck Rouxel (M)	FRA	Sodikart	Sodi Shop			DNS		0	-	0
-----	-----	-------------------	-----	----------	-----------	--	--	-----	--	---	---	---

## Announcements

These results are provisional until the conclusion of any judicial and technical matters!

No. 661 warning board / time penalty 5 sec

No. 601 warning board / time penalty 5 sec

No. 653 time penalty 10 sec. / unfair driving

Margin of Victory	Ø km/h	Best Lap Tm	km/h	Best Lap by
2.380	86,605	1:00.582	88,838	665 - Jordan Lennox Lamb

Official Timing [www.rgmmc.com](http://www.rgmmc.com)

Orbits

Timekeeping M. Wagner:

Clerk of the course Thomas Lainer:

[www.mylaps.com](http://www.mylaps.com)

Steward Horst Seidel:

Chief Scrutineer Paul Klaassen:

Licensed to: Motorsport Events

Printed: 07.09.2014 14:15:44

posted at:

h







Rotax Euro Challenge 2014 Salbris/France

ROTAX DD2

Salbris 1,495 Km

Final

07.09.2014 13:05

Race (16 Laps) started at 13:07:57

Table with columns: Lap, Time of Day, Lap Tm, Diff, S1 Tm, S2 Tm, S3 Tm. Contains data for drivers (624) Alexis Coursault, (625) Guillaume Berteaux (M), (620) Joshua Collings, (682) Constantin Schoell, (655) Christophe Adams (M), (617) Luka Kamali, and (660) Damien Vuillaume.

Timekeeping M. Wagner:

Signature of M. Wagner

Clerk of the course Thomas Lainer:

Steward Horst Seidel:

Chief Scrutineer Paul Klaassen:





# Rotax Euro Challenge 2014 Salbris/France

ROTAX DD2

Salbris 1,495 Km

Final

07.09.2014 13:05

Race (16 Laps) started at 13:07:57

Lap	Time of Day	Lap Tm	Diff	S1 Tm	S2 Tm	S3 Tm	Lap	Time of Day	Lap Tm	Diff	S1 Tm	S2 Tm	S3 Tm
<b>(642) Joey Vonk</b>							5	13:13:26.318	<b>1:02.799</b>	+0.011	21.701	18.661	22.437
1	13:09:08.889	<b>1:08.438</b>	+6.398	25.896	19.593	22.949	6	13:14:30.052	<b>1:03.734</b>	+0.946	22.102	19.437	<b>22.195</b>
2	13:10:16.313	<b>1:07.424</b>	+5.384	23.010	21.589	22.825	7	13:15:33.034	<b>1:02.982</b>	+0.194	21.901	18.432	22.649
3	13:11:21.796	<b>1:05.483</b>	+3.443	23.626	19.334	22.523	8	13:16:35.822	<b>1:02.788</b>		21.523	18.765	22.500
4	13:12:26.513	<b>1:04.717</b>	+2.677	22.733	19.451	22.533	<b>(650) Dario Santoro</b>						
5	13:13:29.746	<b>1:03.233</b>	+1.193	22.105	18.764	22.364	1	13:09:06.154	<b>1:07.518</b>	+5.199	26.016	19.078	22.424
6	13:14:32.658	<b>1:02.912</b>	+0.872	21.866	18.666	22.380	2	13:10:11.529	<b>1:05.375</b>	+3.056	22.971	19.486	22.918
7	13:15:36.053	<b>1:03.395</b>	+1.355	21.996	18.555	22.844	3	13:11:16.644	<b>1:05.115</b>	+2.796	23.856	18.997	22.262
8	13:16:38.894	<b>1:02.841</b>	+0.801	21.962	18.660	22.219	4	13:12:20.813	<b>1:04.169</b>	+1.850	22.091	19.038	23.040
9	13:17:42.084	<b>1:03.190</b>	+1.150	22.157	18.791	22.242	5	13:13:23.846	<b>1:03.033</b>	+0.714	21.707	19.334	<b>21.992</b>
10	13:18:44.508	<b>1:02.424</b>	+0.384	21.838	18.371	22.215	6	13:14:26.165	<b>1:02.319</b>		22.043	<b>18.282</b>	21.994
11	13:19:46.782	<b>1:02.274</b>	+0.234	<b>21.653</b>	18.368	22.253	7	13:15:35.019	<b>1:08.854</b>	+6.535	<b>21.579</b>	18.662	28.613
12	13:20:48.822	<b>1:02.040</b>		21.663	<b>18.270</b>	<b>22.107</b>	<b>(602) Sean Babington</b>						
13	13:21:51.437	<b>1:02.615</b>	+0.575	21.880	18.454	22.281	1	13:09:04.152	<b>1:06.662</b>	+2.547	25.124	19.146	22.392
14	13:22:54.043	<b>1:02.606</b>	+0.566	21.715	18.443	22.448	2	13:10:10.566	<b>1:06.414</b>	+2.299	23.520	19.577	23.317
15	13:23:56.586	<b>1:02.543</b>	+0.503	21.738	18.380	22.425	3	13:11:14.681	<b>1:04.115</b>		<b>23.025</b>	18.863	<b>22.227</b>
16	13:24:59.424	<b>1:02.838</b>	+0.798	21.821	18.448	22.569							
<b>(637) Cristobal Garcia Ramos</b>													
1	13:09:09.485	<b>1:08.105</b>	+6.216	25.282	20.082	22.741							
2	13:10:15.398	<b>1:05.913</b>	+4.024	22.480	20.828	22.605							
3	13:11:21.364	<b>1:05.966</b>	+4.077	24.381	19.237	22.348							
4	13:12:26.095	<b>1:04.731</b>	+2.842	22.830	19.471	22.430							
5	13:13:49.409	<b>1:23.314</b>	+21.425	41.769	18.945	22.600							
6	13:14:52.147	<b>1:02.738</b>	+0.849	21.615	18.756	22.367							
7	13:15:54.449	<b>1:02.302</b>	+0.413	21.593	18.419	22.290							
8	13:16:56.825	<b>1:02.376</b>	+0.487	21.641	18.477	22.258							
9	13:17:59.154	<b>1:02.329</b>	+0.440	21.566	18.401	22.362							
10	13:19:01.282	<b>1:02.128</b>	+0.239	21.535	18.355	22.238							
11	13:20:03.171	<b>1:01.889</b>		<b>21.362</b>	<b>18.350</b>	<b>22.177</b>							
12	13:21:05.446	<b>1:02.275</b>	+0.386	21.478	18.540	22.257							
13	13:22:08.079	<b>1:02.633</b>	+0.744	21.549	18.497	22.587							
14	13:23:10.179	<b>1:02.100</b>	+0.211	21.393	18.377	22.330							
<b>(632) Alex Beggi</b>													
1	13:09:05.051	<b>1:06.327</b>	+5.099	24.682	19.216	22.429							
2	13:10:11.046	<b>1:05.995</b>	+4.767	23.364	19.575	23.056							
3	13:11:15.932	<b>1:04.886</b>	+3.658	23.655	19.037	22.194							
4	13:12:19.871	<b>1:03.939</b>	+2.711	22.146	19.209	22.584							
5	13:13:22.901	<b>1:03.030</b>	+1.802	21.938	18.931	22.161							
6	13:14:24.667	<b>1:01.766</b>	+0.538	21.461	18.356	21.949							
7	13:15:26.358	<b>1:01.691</b>	+0.463	21.399	18.275	22.017							
8	13:16:28.188	<b>1:01.830</b>	+0.602	21.280	18.527	22.023							
9	13:17:30.469	<b>1:02.281</b>	+1.053	21.401	18.820	22.060							
10	13:18:31.718	<b>1:01.249</b>	+0.021	21.184	18.157	21.908							
11	13:19:32.946	<b>1:01.228</b>		21.273	<b>18.077</b>	<b>21.878</b>							
<b>(612) Patrick Pearce</b>													
1	13:09:06.666	<b>1:07.123</b>	+6.103	25.551	19.158	22.414							
2	13:10:12.322	<b>1:05.656</b>	+4.636	23.004	20.243	22.409							
3	13:11:17.202	<b>1:04.880</b>	+3.860	23.855	18.880	22.145							
4	13:12:21.144	<b>1:03.942</b>	+2.922	22.346	19.077	22.519							
5	13:13:24.836	<b>1:03.692</b>	+2.672	22.583	18.872	22.237							
6	13:14:27.348	<b>1:02.512</b>	+1.492	22.344	18.307	21.861							
7	13:16:42.885	<b>2:15.537</b>	+1:14.517	21.162	21.452	1:32.923							
8	13:17:45.551	<b>1:02.666</b>	+1.646	22.355	18.378	21.933							
9	13:18:46.594	<b>1:01.043</b>	+0.023	21.119	18.106	<b>21.818</b>							
10	13:19:47.614	<b>1:01.020</b>		<b>21.052</b>	<b>18.037</b>	21.931							
11	13:20:48.917	<b>1:01.303</b>	+0.283	21.216	18.102	21.985							
<b>(616) Maxi Fleischmann</b>													
1	13:09:07.435	<b>1:08.038</b>	+5.250	25.941	19.439	22.658							
2	13:10:14.104	<b>1:06.669</b>	+3.881	22.300	21.585	22.784							
3	13:11:19.095	<b>1:04.991</b>	+2.203	23.325	19.205	22.461							
4	13:12:23.519	<b>1:04.424</b>	+1.636	22.266	19.564	22.594							





# Rotax Euro Challenge 2014 Salbris/France

Rotax Seniors

Salbris 1,495 Km

Free Practice 1

05.09.2014 10:40

Practice (15:00 Time) started at 10:40:02

Pos	No.	Name	Nat.	Chassis	Race Team	Laps	Best Tm	Diff	Gap	In Lap	km/h
1	226	Jessica Backman	SWE	Tonykart	Strawberry Racing	9	1:02.163			7	86,579
2	286	Victor Oberg	SWE	Gillard	PDB Racing Team	12	1:02.321	0.158	0.158	9	86,359
3	289	Brett Ward	GBR	Kosmic	Aim Motorsport	12	1:02.322	0.159	0.001	12	86,358
4	303	Guan Yu Zhou	GBR	Tonykart	Strawberry Racing	7	1:02.327	0.164	0.005	5	86,351
5	212	Pierce Lehane	GBR	Alonso	Dan Holland Racing	6	1:02.373	0.210	0.046	4	86,287
6	223	Tom Grice	GBR	Tonykart	Coles Racing	10	1:02.373	0.210		10	86,287
7	215	Harry Webb	GBR	Tonykart	Strawberry Racing	11	1:02.411	0.248	0.038	7	86,235
8	224	Josh Price	GBR	Tonykart	Strawberry Racing	11	1:02.426	0.263	0.015	9	86,214
9	208	Glenn Van Parijs	BEL	Tonykart	Bouvin Power	10	1:02.461	0.298	0.035	8	86,166
10	299	Ilari Pispänen	FIN	Birel	KMS - Birel Motorsport	8	1:02.491	0.328	0.030	4	86,124
11	255	Michael Cool	BEL	Tonykart	Bouvin Power	9	1:02.509	0.346	0.018	9	86,100
12	242	Tom Meijer	NLD	Tonykart	Bouvin Power	10	1:02.514	0.351	0.005	5	86,093
13	205	Edward Brand	GBR	Intrepid	Intrepid Driver Program	12	1:02.525	0.362	0.011	6	86,078
14	302	Zack Clamandemelo	CAN	Intrepid	Intrepid Driver Program	11	1:02.555	0.392	0.030	4	86,036
15	222	Lars Lamborelle	NLD	Tonykart	Strawberry Racing	9	1:02.571	0.408	0.016	4	86,014
16	258	Vincent Fraise	FRA	Sodikart	Sodikart	12	1:02.576	0.413	0.005	12	86,007
17	230	Alessandro Trombelli	ITA	Kosmic	Sinergy Motorsport	13	1:02.603	0.440	0.027	12	85,970
18	220	Abdullah Al Rawahi	OMN	CRG	Msport Karting	10	1:02.675	0.512	0.072	8	85,872
19	295	Joel Deputch	FRA	FA Kart	Race Evo	13	1:02.688	0.525	0.013	9	85,854
20	307	Lukasz Bartoszuk	POL	CRG	CRG S.P.A.	10	1:02.720	0.557	0.032	6	85,810
21	292	Benjamin Bailly	BEL	Tonykart	RS Competition	13	1:02.721	0.558	0.001	9	85,809
22	204	Martin Mortensen	DNK	Tonykart	RS Competition	6	1:02.788	0.625	0.067	6	85,717
23	235	Eva Benes	FRA	Kosmic	PKS	13	1:02.810	0.647	0.022	12	85,687
24	233	Petr Shchekochikhin	RUS	Tonykart	Protrain Racing	13	1:02.901	0.738	0.091	8	85,563
25	337	Christopher Dreyspring	DEU	DR	VPDR	11	1:02.907	0.744	0.006	5	85,555
26	260	Sam Smelt	GBR	Kosmic	Aim Motorsport	9	1:02.907	0.744		5	85,555
27	228	Nicolas Picot	FRA	Sodikart	Kart Pro Racing	11	1:02.983	0.820	0.076	5	85,452
28	240	Dan Roper	USA	Birel	KMS - Birel Motorsport	8	1:02.989	0.826	0.006	6	85,443
29	248	Philip Vollstedt	DNK	Tonykart	RS Competition	7	1:03.065	0.902	0.076	3	85,341
30	335	Kezia Santoso	IDN	Gillard	PDB Racing Team	9	1:03.114	0.951	0.049	4	85,274
31	338	Vincent Jeanvoine	FRA	Tonykart	BRK Racing Team	13	1:03.142	0.979	0.028	5	85,236
32	340	Mason Morotta	USA	Birel	KMS - Birel Motorsport	6	1:03.204	1.041	0.062	3	85,153
33	252	Glenn Rupp	DEU	Tonykart	RS Competition	11	1:03.216	1.053	0.012	10	85,137
34	324	Antoni Ptak	POL	Birel	KMS - Birel Motorsport	13	1:03.218	1.055	0.002	6	85,134
35	309	Maxence Laurent	FRA	Flandria Kart	Flandria Competition Kart	11	1:03.488	1.325	0.270	10	84,772
36	336	Dorian Henrich	DEU	Tonykart	RS Competition	12	1:03.490	1.327	0.002	5	84,769
37	339	Maxime Gimbert	FRA	Kosmic	Matec Competition	12	1:03.847	1.684	0.357	12	84,295
38	219	Marie Bakken	NOR	Gillard	PDB Racing Team	11	1:03.847	1.684		6	84,295

## Announcements

No. 337 without transponder / timed by photocell

Official Timing [www.rgmmc.com](http://www.rgmmc.com)

Orbits

Timekeeping M. Wagner:

Clerk of the course Thomas Lainer:

Steward Horst Seidel:

Chief Scrutineer Paul Klaassen:

[www.mylaps.com](http://www.mylaps.com)

Licensed to: Motorsport Events

Printed: 05.09.2014 10:58:11

posted at:

h









# Rotax Euro Challenge 2014 Salbris/France

Rotax Seniors

Salbris 1,495 Km

Free Practice 1

05.09.2014 10:40

Practice (15:00 Time) started at 10:40:02

Lap	Time of Day	Lap Tm	Diff	S1 Tm	S2 Tm	S3 Tm	Lap	Time of Day	Lap Tm	Diff	S1 Tm	S2 Tm	S3 Tm
7	10:50:49.610	1:03.426	+0.210	22.224	18.762	22.440	4	10:45:33.446	1:04.114	+0.267	22.538	18.848	22.728
8	10:51:52.853	1:03.243	+0.027	22.086	18.719	22.438	5	10:46:37.614	1:04.168	+0.321	22.728	18.823	22.617
9	10:52:56.717	1:03.864	+0.648	22.587	18.831	22.446	6	10:47:41.461	1:03.847		22.313	18.871	22.663
10	10:53:59.933	1:03.216		22.001	18.800	22.415	7	10:48:45.490	1:04.029	+0.182	22.516	18.923	22.590
11	10:55:03.253	1:03.320	+0.104	22.026	18.812	22.482	8	10:49:49.680	1:04.190	+0.343	22.645	18.896	22.649

(324) Antoni Ptak

1	10:42:34.316	1:06.514	+3.296	23.890	19.479	23.145
2	10:43:38.304	1:03.988	+0.770	22.377	18.834	22.777
3	10:44:42.197	1:03.893	+0.675	22.131	18.884	22.878
4	10:45:45.771	1:03.574	+0.356	22.111	18.869	22.594
5	10:46:49.471	1:03.700	+0.482	22.350	18.744	22.606
6	10:47:52.689	1:03.218		21.984	18.781	22.453
7	10:49:32.004	1:39.315	+36.097	22.056	18.861	58.398
8	10:50:36.429	1:04.425	+1.207	23.052	18.842	22.531
9	10:51:40.174	1:03.745	+0.527	22.129	18.821	22.795
10	10:52:44.001	1:03.827	+0.609	22.433	18.828	22.566
11	10:53:47.932	1:03.931	+0.713	22.242	19.073	22.616
12	10:54:52.170	1:04.238	+1.020	22.154	19.497	22.587
13	10:55:56.287	1:04.117	+0.899	22.577	18.809	22.731

(309) Maxence Laurent

1	10:42:30.400	1:10.222	+6.734	27.208	19.892	23.122
2	10:43:35.784	1:05.384	+1.896	23.535	19.107	22.742
3	10:44:40.112	1:04.328	+0.840	22.449	18.880	22.999
4	10:45:43.660	1:03.548	+0.060	22.151	18.853	22.544
5	10:46:47.320	1:03.660	+0.172	22.248	18.833	22.579
6	10:47:51.346	1:04.026	+0.538	22.254	19.154	22.618
7	10:48:55.400	1:04.054	+0.566	22.456	18.906	22.692
8	10:51:46.733	2:51.333	+1:47.845	22.278	18.896	2:10.159
9	10:52:52.416	1:05.683	+2.195	23.859	18.873	22.951
10	10:53:55.904	1:03.488		22.147	18.766	22.575
11	10:54:59.607	1:03.703	+0.215	22.177	18.811	22.715

(336) Dorian Henrich

1	10:43:37.766	1:10.344	+6.854	27.135	20.265	22.944
2	10:44:41.762	1:03.996	+0.506	22.421	18.908	22.667
3	10:45:46.360	1:04.598	+1.108	22.421	19.276	22.901
4	10:46:49.958	1:03.598	+0.108	22.220	18.767	22.611
5	10:47:53.448	1:03.490		22.150	18.818	22.522
6	10:48:57.220	1:03.772	+0.282	22.226	18.929	22.617
7	10:50:01.097	1:03.877	+0.387	22.274	18.955	22.648
8	10:51:04.853	1:03.756	+0.266	22.292	18.879	22.585
9	10:52:08.692	1:03.839	+0.349	22.363	18.856	22.620
10	10:53:12.533	1:03.841	+0.351	22.259	18.899	22.683
11	10:54:16.544	1:04.011	+0.521	22.324	18.936	22.751
12	10:55:20.421	1:03.877	+0.387	22.325	18.938	22.614

(339) Maxime Gimbert

1	10:42:30.139	1:10.149	+6.302	27.075	20.041	23.033
2	10:43:36.284	1:06.145	+2.298	23.253	19.968	22.924
3	10:44:40.619	1:04.335	+0.488	22.618	19.038	22.679
4	10:45:45.293	1:04.674	+0.827	22.571	19.428	22.675
5	10:46:49.793	1:04.500	+0.653	22.291	19.172	23.037
6	10:47:53.727	1:03.934	+0.087	22.512	18.846	22.576
7	10:48:57.585	1:03.858	+0.011	22.332	18.900	22.626
8	10:50:01.594	1:04.009	+0.162	22.408	18.981	22.620
9	10:52:20.050	2:18.456	+1:14.609	22.445	18.897	1:37.114
10	10:53:25.027	1:04.977	+1.130	23.179	18.970	22.828
11	10:54:28.975	1:03.948	+0.101	22.313	18.916	22.719
12	10:55:32.822	1:03.847		22.429	18.838	22.580

(219) Marie Bakken

1	10:42:21.050	1:05.121	+1.274	23.274	19.057	22.790
2	10:43:25.192	1:04.142	+0.295	22.452	18.856	22.834
3	10:44:29.332	1:04.140	+0.293	22.518	18.949	22.673





# Rotax Euro Challenge 2014 Salbris/France

Rotax Seniors

Salbris 1,495 Km

Free Practice 2

05.09.2014 11:40

Practice (15:00 Time) started at 11:43:14

Pos	No.	Name	Nat.	Chassis	Race Team	Laps	Best Tm	Diff	Gap	In Lap	km/h
1	215	Harry Webb	GBR	Tonykart	Strawberry Racing	10	1:01.613			5	87,352
2	205	Edward Brand	GBR	Intrepid	Intrepid Driver Program	8	1:01.657	0.044	0.044	5	87,289
3	224	Josh Price	GBR	Tonykart	Strawberry Racing	9	1:01.658	0.045	0.001	5	87,288
4	208	Glenn Van Parijs	BEL	Tonykart	Bouvin Power	7	1:01.713	0.100	0.055	6	87,210
5	286	Victor Oberg	SWE	Gillard	PDB Racing Team	7	1:01.796	0.183	0.083	3	87,093
6	230	Alessandro Trombelli	ITA	Kosmic	Sinergy Motorsport	10	1:01.826	0.213	0.030	6	87,051
7	212	Pierce Lehane	GBR	Alonso	Dan Holland Racing	7	1:01.841	0.228	0.015	4	87,030
8	226	Jessica Backman	SWE	Tonykart	Strawberry Racing	9	1:01.882	0.269	0.041	6	86,972
9	303	Guan Yu Zhou	GBR	Tonykart	Strawberry Racing	8	1:01.896	0.283	0.014	4	86,952
10	299	Ilari Pispänen	FIN	Birel	KMS - Birel Motorsport	11	1:01.916	0.303	0.020	5	86,924
11	302	Zack Clamandemelo	CAN	Intrepid	Intrepid Driver Program	6	1:01.948	0.335	0.032	3	86,879
12	255	Michael Cool	BEL	Tonykart	Bouvin Power	8	1:01.951	0.338	0.003	4	86,875
13	260	Sam Smelt	GBR	Kosmic	Aim Motorsport	9	1:01.982	0.369	0.031	3	86,832
14	222	Lars Lamborelle	NLD	Tonykart	Strawberry Racing	11	1:02.003	0.390	0.021	6	86,802
15	220	Abdullah Al Rawahi	OMN	CRG	Msport Karting	5	1:02.041	0.428	0.038	3	86,749
16	223	Tom Grice	GBR	Tonykart	Coles Racing	8	1:02.049	0.436	0.008	6	86,738
17	242	Tom Meijer	NLD	Tonykart	Bouvin Power	9	1:02.067	0.454	0.018	6	86,713
18	235	Eva Benes	FRA	Kosmic	PKS	7	1:02.081	0.468	0.014	4	86,693
19	204	Martin Mortensen	DNK	Tonykart	RS Competition	13	1:02.090	0.477	0.009	11	86,681
20	292	Benjamin Bailly	BEL	Tonykart	RS Competition	13	1:02.142	0.529	0.052	9	86,608
21	337	Christopher Dreyspring	DEU	DR	VPDR	12	1:02.156	0.543	0.014	10	86,589
22	307	Lukasz Bartoszuk	POL	CRG	CRG S.P.A.	8	1:02.159	0.546	0.003	6	86,584
23	228	Nicolas Picot	FRA	Sodikart	Kart Pro Racing	10	1:02.161	0.548	0.002	4	86,582
24	252	Glenn Rupp	DEU	Tonykart	RS Competition	8	1:02.161	0.548		4	86,582
25	248	Philip Vollstedt	DNK	Tonykart	RS Competition	8	1:02.171	0.558	0.010	3	86,568
26	295	Joel Deputch	FRA	FA Kart	Race Evo	11	1:02.183	0.570	0.012	6	86,551
27	258	Vincent Fraise	FRA	Sodikart	Sodikart	10	1:02.188	0.575	0.005	5	86,544
28	240	Dan Roper	USA	Birel	KMS - Birel Motorsport	9	1:02.194	0.581	0.006	6	86,536
29	289	Brett Ward	GBR	Kosmic	Aim Motorsport	10	1:02.251	0.638	0.057	4	86,456
30	340	Mason Morotta	USA	Birel	KMS - Birel Motorsport	12	1:02.362	0.749	0.111	8	86,303
31	233	Petr Shchekochikhin	RUS	Tonykart	Protrain Racing	13	1:02.598	0.985	0.236	9	85,977
32	335	Kezia Santoso	IDN	Gillard	PDB Racing Team	8	1:02.602	0.989	0.004	6	85,972
33	324	Antoni Ptak	POL	Birel	KMS - Birel Motorsport	9	1:02.661	1.048	0.059	4	85,891
34	309	Maxence Laurent	FRA	Flandria Kart	Flandria Competition Kart	9	1:02.850	1.237	0.189	9	85,632
35	219	Marie Bakken	NOR	Gillard	PDB Racing Team	10	1:02.874	1.261	0.024	4	85,600
36	338	Vincent Jeanvoine	FRA	Tonykart	BRK Racing Team	11	1:02.897	1.284	0.023	9	85,568
37	339	Maxime Gimbert	FRA	Kosmic	Matec Competition	11	1:03.018	1.405	0.121	6	85,404
38	336	Dorian Henrich	DEU	Tonykart	RS Competition	14	1:03.023	1.410	0.005	9	85,397

Timekeeping M. Wagner:

Clerk of the course Thomas Lainer:

[www.mylaps.com](http://www.mylaps.com)

Steward Horst Seidel:

Chief Scrutineer Paul Klaassen:

Licensed to: Motorsport Events









# Rotax Euro Challenge 2014 Salbris/France

Rotax Seniors

Salbris 1,495 Km

Free Practice 2

05.09.2014 11:40

Practice (15:00 Time) started at 11:43:14

Lap	Time of Day	Lap Tm	Diff	S1 Tm	S2 Tm	S3 Tm	Lap	Time of Day	Lap Tm	Diff	S1 Tm	S2 Tm	S3 Tm
3	11:50:01.592	1:04.227	+1.330	21.995	18.702	23.530							
4	11:51:04.564	1:02.972	+0.075	22.005	18.701	22.266							
5	11:52:07.474	1:02.910	+0.013	21.971	18.609	22.330							
6	11:53:10.939	1:03.465	+0.568	22.296	18.776	22.393							
7	11:54:13.906	1:02.967	+0.070	22.062	18.553	22.352							
8	11:55:16.827	1:02.921	+0.024	22.050	18.504	22.367							
9	11:56:19.724	1:02.897		22.204	18.451	22.242							
10	11:57:22.782	1:03.058	+0.161	22.107	18.529	22.422							
11	11:58:25.808	1:03.026	+0.129	22.011	18.593	22.422							

(339) Maxime Gimbert

1	11:47:26.538	1:05.857	+2.839	23.031	19.182	23.644							
2	11:48:30.468	1:03.930	+0.912	22.385	18.740	22.805							
3	11:49:34.943	1:04.475	+1.457	22.733	19.166	22.576							
4	11:50:38.571	1:03.628	+0.610	22.011	19.135	22.482							
5	11:51:42.189	1:03.618	+0.600	22.425	18.630	22.563							
6	11:52:45.207	1:03.018		21.977	18.568	22.473							
7	11:55:00.174	2:14.967	+1:11.949	22.003	18.635	1:34.329							
8	11:56:04.979	1:04.805	+1.787	23.563	18.658	22.584							
9	11:57:08.850	1:03.871	+0.853	22.344	18.989	22.538							
10	11:58:11.868	1:03.018		22.003	18.566	22.449							
11	11:59:15.225	1:03.357	+0.339	22.181	18.611	22.565							

(336) Dorian Henrich

1	11:45:03.868	1:05.651	+2.628	23.050	19.496	23.105							
2	11:46:10.245	1:06.377	+3.354	24.426	19.260	22.691							
3	11:47:14.496	1:04.251	+1.228	22.569	18.837	22.845							
4	11:48:17.687	1:03.191	+0.168	21.943	18.668	22.580							
5	11:49:20.968	1:03.281	+0.258	22.174	18.715	22.392							
6	11:50:24.547	1:03.579	+0.566	22.153	18.886	22.540							
7	11:51:27.718	1:03.171	+0.148	22.095	18.682	22.394							
8	11:52:30.904	1:03.186	+0.163	22.074	18.642	22.470							
9	11:53:33.927	1:03.023		21.996	18.589	22.438							
10	11:54:37.481	1:03.554	+0.531	22.123	19.040	22.391							
11	11:55:40.598	1:03.117	+0.094	22.269	18.558	22.290							
12	11:56:43.655	1:03.057	+0.034	22.008	18.660	22.389							
13	11:57:46.864	1:03.209	+0.186	22.088	18.638	22.483							
14	11:58:49.927	1:03.063	+0.040	21.992	18.687	22.384							



# Rotax Euro Challenge 2014 Salbris/France

Rotax Seniors

Salbris 1,495 Km

Qualifying Practice Group S1

**-NEW-**

05.09.2014 15:00

Qualifying (10:00 Time) started at 15:00:00

Pos	No.	Name	Nat.	Chassis	Race Team	Laps	Best Tm	Diff	Gap	In Lap	km/h
1	286	Victor Oberg	SWE	Gillard	PDB Racing Team	7	1:01.587			7	87,389
2	299	Ilari Pispanen	FIN	Birel	KMS - Birel Motorsport	7	1:01.746	0.159	0.159	7	87,164
3	208	Glenn Van Parijs	BEL	Tonykart	Bouvin Power	7	1:01.783	0.196	0.037	6	87,111
4	230	Alessandro Trombelli	ITA	Kosmic	Sinergy Motorsport	7	1:01.828	0.241	0.045	7	87,048
5	205	Edward Brand	GBR	Intrepid	Intrepid Driver Program	7	1:01.836	0.249	0.008	7	87,037
6	260	Sam Smelt	GBR	Kosmic	Aim Motorsport	7	1:01.929	0.342	0.093	5	86,906
7	258	Vincent Fraisse	FRA	Sodikart	Sodikart	7	1:01.957	0.370	0.028	7	86,867
8	337	Christopher Dreyspring	DEU	DR	VPDR	7	1:01.957	0.370		6	86,867
9	220	Abdullah Al Rawahi	OMN	CRG	Msport Karting	7	1:01.974	0.387	0.017	7	86,843
10	228	Nicolas Picot	FRA	Sodikart	Kart Pro Racing	7	1:01.980	0.393	0.006	6	86,834
11	235	Eva Benes	FRA	Kosmic	PKS	7	1:01.984	0.397	0.004	6	86,829
12	242	Tom Meijer	NLD	Tonykart	Bouvin Power	7	1:01.991	0.404	0.007	5	86,819
13	338	Vincent Jeanvoine	FRA	Tonykart	BRK Racing Team	7	1:02.009	0.422	0.018	6	86,794
14	248	Philip Vollstedt	DNK	Tonykart	RS Competition	7	1:02.183	0.596	0.174	4	86,551
15	233	Petr Shchekochikhin	RUS	Tonykart	Protrain Racing	7	1:02.466	0.879	0.283	6	86,159
16	336	Dorian Henrich	DEU	Tonykart	RS Competition	7	1:02.497	0.910	0.031	7	86,116
17	324	Antoni Ptak	POL	Birel	KMS - Birel Motorsport	7	1:02.497	0.910		5	86,116
18	335	Kezia Santoso	IDN	Gillard	PDB Racing Team	7	1:02.583	0.996	0.086	5	85,998

**Not classified**

DQ	204	Martin Mortensen	DNK	Tonykart	RS Competition	7	1:01.685			5	87,250
----	-----	------------------	-----	----------	----------------	---	----------	--	--	---	--------

**Announcements**

These results are provisional until the conclusion of any judicial and technical matters!  
 No. 204 excluded from Qualifying practice S1 / technical non conformity

Timekeeping M. Wagner:

Clerk of the course Thomas Lainer:

Steward Horst Seidel:

Chief Scrutineer Paul Klaassen:

[www.mylaps.com](http://www.mylaps.com)

Printed: 05.09.2014 17:21:10

posted at: h

Licensed to: Motorsport Events





# Rotax Euro Challenge 2014 Salbris/France

Rotax Seniors

Salbris 1,495 Km

Qualifying Practice Group S1

05.09.2014 15:00

Qualifying (10:00 Time) started at 15:00:00

Lap	Time of Day	Lap Tm	Diff	S1 Tm	S2 Tm	S3 Tm	Lap	Time of Day	Lap Tm	Diff	S1 Tm	S2 Tm	S3 Tm
5	15:08:26.901	<b>1:02.357</b>	+0.174	<b>21.700</b>	18.531	22.126							
6	15:09:29.250	<b>1:02.349</b>	+0.166	21.726	18.446	22.177							
7	15:10:31.475	<b>1:02.225</b>	+0.042	21.839	<b>18.328</b>	22.058							
<b>(233) Petr Shchekochikhin</b>													
1	15:04:10.069	<b>1:11.103</b>	+8.637	27.255	20.028	23.820							
2	15:05:14.765	<b>1:04.696</b>	+2.230	22.691	19.354	22.651							
3	15:06:18.077	<b>1:03.312</b>	+0.846	22.120	18.715	22.477							
4	15:07:20.740	<b>1:02.663</b>	+0.197	21.805	18.615	22.243							
5	15:08:23.364	<b>1:02.624</b>	+0.158	21.798	18.548	22.278							
6	15:09:25.830	<b>1:02.466</b>		<b>21.756</b>	18.485	<b>22.225</b>							
7	15:10:28.326	<b>1:02.496</b>	+0.030	21.786	<b>18.460</b>	22.250							
<b>(336) Dorian Henrich</b>													
1	15:04:14.904	<b>1:15.913</b>	+13.416	27.548	19.805	28.560							
2	15:05:19.120	<b>1:04.216</b>	+1.719	22.530	19.178	22.508							
3	15:06:23.323	<b>1:04.203</b>	+1.706	22.100	19.711	22.392							
4	15:07:25.939	<b>1:02.616</b>	+0.119	21.934	18.499	22.183							
5	15:08:28.513	<b>1:02.574</b>	+0.077	<b>21.886</b>	<b>18.462</b>	22.226							
6	15:09:31.161	<b>1:02.648</b>	+0.151	21.955	18.472	22.221							
7	15:10:33.658	<b>1:02.497</b>		21.890	18.467	<b>22.140</b>							
<b>(324) Antoni Ptak</b>													
1	15:04:07.131	<b>1:06.573</b>	+4.076	24.775	19.081	22.717							
2	15:05:12.173	<b>1:05.042</b>	+2.545	23.728	18.953	22.361							
3	15:06:15.211	<b>1:03.038</b>	+0.541	22.141	18.637	22.260							
4	15:07:17.842	<b>1:02.631</b>	+0.134	21.851	<b>18.460</b>	22.320							
5	15:08:20.339	<b>1:02.497</b>		<b>21.769</b>	18.518	<b>22.210</b>							
6	15:09:24.021	<b>1:03.682</b>	+1.185	22.080	19.313	22.289							
7	15:10:26.714	<b>1:02.693</b>	+0.196	21.787	18.579	22.327							
<b>(335) Kezia Santoso</b>													
1	15:04:09.691	<b>1:08.108</b>	+5.525	25.632	19.345	23.131							
2	15:05:14.030	<b>1:04.339</b>	+1.756	22.369	19.516	22.454							
3	15:06:17.450	<b>1:03.420</b>	+0.837	22.458	18.645	22.317							
4	15:07:20.279	<b>1:02.829</b>	+0.246	22.091	<b>18.449</b>	22.289							
5	15:08:22.862	<b>1:02.583</b>		21.884	18.478	<b>22.221</b>							
6	15:09:25.456	<b>1:02.594</b>	+0.011	<b>21.841</b>	18.461	22.292							
7	15:10:28.043	<b>1:02.587</b>	+0.004	21.851	18.474	22.262							





# Rotax Euro Challenge 2014 Salbris/France

Rotax Seniors

Salbris 1,495 Km

Qualifying Practice Group S2

05.09.2014 15:20

Qualifying (10:00 Time) started at 15:20:00

Pos	No.	Name	Nat.	Chassis	Race Team	Laps	Best Tm	Diff	Gap	In Lap	km/h
1	215	Harry Webb	GBR	Tonykart	Strawberry Racing	7	1:01.397			6	87,659
2	303	Guan Yu Zhou	GBR	Tonykart	Strawberry Racing	7	1:01.717	0.320	0.320	6	87,204
3	224	Josh Price	GBR	Tonykart	Strawberry Racing	7	1:01.729	0.332	0.012	7	87,188
4	222	Lars Lamborelle	NLD	Tonykart	Strawberry Racing	7	1:01.823	0.426	0.094	7	87,055
5	289	Brett Ward	GBR	Kosmic	Aim Motorsport	7	1:01.837	0.440	0.014	7	87,035
6	302	Zack Clamandemelo	CAN	Intrepid	Intrepid Driver Program	7	1:01.883	0.486	0.046	6	86,971
7	212	Pierce Lehane	GBR	Alonso	Dan Holland Racing	7	1:01.908	0.511	0.025	4	86,935
8	295	Joel Deputch	FRA	FA Kart	Race Evo	7	1:01.910	0.513	0.002	6	86,933
9	226	Jessica Backman	SWE	Tonykart	Strawberry Racing	7	1:01.995	0.598	0.085	5	86,813
10	255	Michael Cool	BEL	Tonykart	Bouvin Power	7	1:02.021	0.624	0.026	5	86,777
11	292	Benjamin Bailly	BEL	Tonykart	RS Competition	7	1:02.027	0.630	0.006	6	86,769
12	223	Tom Grice	GBR	Tonykart	Coles Racing	7	1:02.030	0.633	0.003	4	86,764
13	240	Dan Roper	USA	Birel	KMS - Birel Motorsport	7	1:02.108	0.711	0.078	6	86,656
14	252	Glenn Rupp	DEU	Tonykart	RS Competition	7	1:02.231	0.834	0.123	5	86,484
15	307	Lukasz Bartoszuk	POL	CRG	CRG S.P.A.	7	1:02.485	1.088	0.254	6	86,133
16	340	Mason Morotta	USA	Birel	KMS - Birel Motorsport	7	1:02.556	1.159	0.071	4	86,035
17	219	Marie Bakken	NOR	Gillard	PDB Racing Team	7	1:02.958	1.561	0.402	4	85,486
18	309	Maxence Laurent	FRA	Flandria Kart	Flandria Competition Kart	7	1:03.044	1.647	0.086	7	85,369
19	339	Maxime Gimbert	FRA	Kosmic	Matec Competition	7	1:03.067	1.670	0.023	4	85,338

## Announcements

These results are provisional until the conclusion of any judicial and technical matters!





# Rotax Euro Challenge 2014 Salbris/France

Rotax Seniors

Salbris 1,495 Km

Qualifying Practice Group S2

05.09.2014 15:20

Qualifying (10:00 Time) started at 15:20:00

Lap	Time of Day	Lap Tm	Diff	S1 Tm	S2 Tm	S3 Tm	Lap	Time of Day	Lap Tm	Diff	S1 Tm	S2 Tm	S3 Tm
5	15:28:43.176	1:03.409	+0.924	22.071	18.914	22.424							
6	15:29:45.661	1:02.485		21.853	18.449	22.183							
7	15:30:48.257	1:02.596	+0.111	21.828	18.402	22.366							
<b>(340) Mason Morotta</b>													
1	15:24:40.116	1:35.415	+32.859	32.931	21.439	41.045							
2	15:25:44.052	1:03.936	+1.380	22.517	18.883	22.536							
3	15:26:46.826	1:02.774	+0.218	21.853	18.566	22.355							
4	15:27:49.382	1:02.556		21.782	18.478	22.296							
5	15:28:52.002	1:02.620	+0.064	21.772	18.478	22.370							
6	15:29:55.908	1:03.906	+1.350	23.091	18.485	22.330							
7	15:30:58.745	1:02.837	+0.281	21.948	18.492	22.397							
<b>(219) Marie Bakken</b>													
1	15:24:22.684	1:23.534	+20.576	26.345	21.757	35.432							
2	15:25:30.223	1:07.539	+4.581	23.413	19.088	25.038							
3	15:26:33.875	1:03.652	+0.694	22.082	19.112	22.458							
4	15:27:36.833	1:02.958		22.029	18.537	22.392							
5	15:28:41.197	1:04.364	+1.406	22.372	18.978	23.014							
6	15:29:44.302	1:03.105	+0.147	21.882	18.594	22.629							
7	15:30:47.808	1:03.506	+0.548	21.935	19.140	22.431							
<b>(309) Maxence Laurent</b>													
1	15:24:28.517	1:25.494	+22.450	26.917	22.801	35.776							
2	15:25:32.820	1:04.303	+1.259	22.727	18.819	22.757							
3	15:26:36.366	1:03.546	+0.502	22.151	18.835	22.560							
4	15:27:39.578	1:03.212	+0.168	22.231	18.589	22.392							
5	15:28:43.002	1:03.424	+0.380	21.776	18.886	22.762							
6	15:29:46.159	1:03.157	+0.113	21.959	18.802	22.396							
7	15:30:49.203	1:03.044		21.974	18.719	22.351							
<b>(339) Maxime Gimbert</b>													
1	15:24:23.375	1:29.523	+26.456	25.003	30.774	33.746							
2	15:25:30.034	1:06.659	+3.592	23.194	19.334	24.131							
3	15:26:34.111	1:04.077	+1.010	22.896	18.705	22.476							
4	15:27:37.178	1:03.067		22.108	18.608	22.351							
5	15:28:41.553	1:04.375	+1.308	22.271	19.645	22.459							
6	15:29:44.808	1:03.255	+0.188	22.131	18.594	22.530							
7	15:30:48.024	1:03.216	+0.149	22.161	18.689	22.366							



# Rotax Euro Challenge 2014 Salbris/France

Rotax Seniors

Salbris 1,495 Km

Total result Qualifying Group S1 / S2

Pos	No.	Name	Nat.	Chassis	Race Team	Total Best Tm	Diff	QS1 Best Tm	QS2 Best Tm
1	215	Harry Webb	GBR	Tonykart	Strawberry Racing	1:01.397			1:01.397
2	286	Victor Oberg	SWE	Gillard	PDB Racing Team	1:01.587	0.190	1:01.587	
3	303	Guan Yu Zhou	GBR	Tonykart	Strawberry Racing	1:01.717	0.320		1:01.717
4	224	Josh Price	GBR	Tonykart	Strawberry Racing	1:01.729	0.332		1:01.729
5	299	Ilari Pispänen	FIN	Birel	KMS - Birel Motorsport	1:01.746	0.349	1:01.746	
6	208	Glenn Van Parijs	BEL	Tonykart	Bouvin Power	1:01.783	0.386	1:01.783	
7	222	Lars Lamborelle	NLD	Tonykart	Strawberry Racing	1:01.823	0.426		1:01.823
8	230	Alessandro Trombelli	ITA	Kosmic	Sinergy Motorsport	1:01.828	0.431	1:01.828	
9	205	Edward Brand	GBR	Intrepid	Intrepid Driver Program	1:01.836	0.439	1:01.836	
10	289	Brett Ward	GBR	Kosmic	Aim Motorsport	1:01.837	0.440		1:01.837
11	302	Zack Clamandemelo	CAN	Intrepid	Intrepid Driver Program	1:01.883	0.486		1:01.883
12	212	Pierce Lehane	GBR	Alonso	Dan Holland Racing	1:01.908	0.511		1:01.908
13	295	Joel Deputch	FRA	FA Kart	Race Evo	1:01.910	0.513		1:01.910
14	260	Sam Smelt	GBR	Kosmic	Aim Motorsport	1:01.929	0.532	1:01.929	
15	258	Vincent Fraisse	FRA	Sodikart	Sodikart	1:01.957	0.560	1:01.957	
16	337	Christopher Dreyspring	DEU	DR	VPDR	1:01.957	0.560	1:01.957	
17	220	Abdullah Al Rawahi	OMN	CRG	Msport Karting	1:01.974	0.577	1:01.974	
18	228	Nicolas Picot	FRA	Sodikart	Kart Pro Racing	1:01.980	0.583	1:01.980	
19	235	Eva Benes	FRA	Kosmic	PKS	1:01.984	0.587	1:01.984	
20	242	Tom Meijer	NLD	Tonykart	Bouvin Power	1:01.991	0.594	1:01.991	
21	226	Jessica Backman	SWE	Tonykart	Strawberry Racing	1:01.995	0.598		1:01.995
22	338	Vincent Jeanvoine	FRA	Tonykart	BRK Racing Team	1:02.009	0.612	1:02.009	
23	255	Michael Cool	BEL	Tonykart	Bouvin Power	1:02.021	0.624		1:02.021
24	292	Benjamin Bailly	BEL	Tonykart	RS Competition	1:02.027	0.630		1:02.027
25	223	Tom Grice	GBR	Tonykart	Coles Racing	1:02.030	0.633		1:02.030
26	240	Dan Roper	USA	Birel	KMS - Birel Motorsport	1:02.108	0.711		1:02.108
27	248	Philip Vollstedt	DNK	Tonykart	RS Competition	1:02.183	0.786	1:02.183	
28	252	Glenn Rupp	DEU	Tonykart	RS Competition	1:02.231	0.834		1:02.231
29	233	Petr Shchekochikhin	RUS	Tonykart	Protrain Racing	1:02.466	1.069	1:02.466	
30	307	Lukasz Bartoszuk	POL	CRG	CRG S.P.A.	1:02.485	1.088		1:02.485
31	336	Dorian Henrich	DEU	Tonykart	RS Competition	1:02.497	1.100	1:02.497	
32	324	Antoni Ptak	POL	Birel	KMS - Birel Motorsport	1:02.497	1.100	1:02.497	
33	340	Mason Morotta	USA	Birel	KMS - Birel Motorsport	1:02.556	1.159		1:02.556
34	335	Kezia Santoso	IDN	Gillard	PDB Racing Team	1:02.583	1.186	1:02.583	
35	219	Marie Bakken	NOR	Gillard	PDB Racing Team	1:02.958	1.561		1:02.958
36	309	Maxence Laurent	FRA	Flandria Kart	Flandria Competition Kart	1:03.044	1.647		1:03.044
37	339	Maxime Gimbert	FRA	Kosmic	Matec Competition	1:03.067	1.670		1:03.067
DQ	204	Martin Mortensen	DNK	Tonykart	RS Competition				

## Announcements

These results are provisional until the conclusion of any judicial and technical matters!  
 No. 204 excluded from Qualifying practice S1 / technical non conformity

Timekeeping M. Wagner:

Clerk of the course Thomas Lainer:

Steward Horst Seidel:

Chief Scrutineer Paul Klaassen:

[www.mylaps.com](http://www.mylaps.com)

Licensed to: Motorsport Events

Printed: 05.09.2014 17:31:22

posted at: h

# Heat organization Rotax Euro Challenge Salbris / France Seniors Group A

Group	Pos	No.	Firstname	Lastname	Class	Overall BestTm
Group A	1	215	Harry	Webb	Seniors	1:01.397
Group A	5	299	Ilari	Pispanen	Seniors	1:01.746
Group A	9	205	Edward	Brand	Seniors	1:01.836
Group A	13	295	Joel	Deputch	Seniors	1:01.910
Group A	17	220	Abdullah	Al Rawahi	Seniors	1:01.974
Group A	21	226	Jessica	Backman	Seniors	1:01.995
Group A	25	223	Tom	Grice	Seniors	1:02.030
Group A	29	233	Petr	Shchekochikhin	Seniors	1:02.466
Group A	33	340	Mason	Morotta	Seniors	1:02.556
Group A	37	339	Maxime	Gimbert	Seniors	1:03.067



Clerk of the course Thomas Lainer:

Stewards (Chairman) Horst Seidel:

Scrutineer Paul Klaassen:

Timekeeping M. Wagner:

Printed: 05.09.2014 17:25

Posted at: h

# Heat organization Rotax Euro Challenge Salbris / France Seniors Group B

Group	Pos	No.	Firstname	Lastname	Class	Overall BestTm
Group B	2	286	Victor	Oberg	Seniors	1:01.587
Group B	6	208	Glenn	Van Parijs	Seniors	1:01.783
Group B	10	289	Brett	Ward	Seniors	1:01.837
Group B	14	260	Sam	Smelt	Seniors	1:01.929
Group B	18	228	Nicolas	Picot	Seniors	1:01.980
Group B	22	338	Vincent	Jeanvoine	Seniors	1:02.009
Group B	26	240	Dan	Roper	Seniors	1:02.108
Group B	30	307	Lukasz	Bartoszuk	Seniors	1:02.485
Group B	34	335	Kezia	Santoso	Seniors	1:02.583
Group B	38	204	Martin	Mortensen	Seniors	EXC



Clerk of the course Thomas Lainer:

Stewards (Chairman) Horst Seidel:

Scrutineer Paul Klaassen:

Timekeeping M. Wagner:

Printed: 05.09.2014 17:25

Posted at: h

## Heat organization Rotax Euro Challenge Salbris / France Seniors Group C

Group	Pos	No.	Firstname	Lastname	Class	Overall BestTm
Group C	3	303	Guan Yu	Zhou	Seniors	1:01.717
Group C	7	222	Lars	Lamborelle	Seniors	1:01.823
Group C	11	302	Zack	Clamandemelo	Seniors	1:01.883
Group C	15	258	Vincent	Fraisse	Seniors	1:01.957
Group C	19	235	Eva	Benes	Seniors	1:01.984
Group C	23	255	Michael	Cool	Seniors	1:02.021
Group C	27	248	Philip	Vollstedt	Seniors	1:02.183
Group C	31	336	Dorian	Henrich	Seniors	1:02.497
Group C	35	219	Marie	Bakken	Seniors	1:02.958



Clerk of the course Thomas Lainer:

Stewards (Chairman) Horst Seidel:

Scrutineer Paul Klaassen:

Timekeeping M. Wagner:

Printed: 05.09.2014 17:25

posted at: h

# Heat organization Rotax Euro Challenge Salbris / France Seniors Group D

Group	Pos	No.	Firstname	Lastname	Class	Overall BestTm
Group D	4	224	Josh	Price	Seniors	1:01.729
Group D	8	230	Alessandro	Trombelli	Seniors	1:01.828
Group D	12	212	Pierce	Lehane	Seniors	1:01.908
Group D	16	337	Christopher	Dreyspring	Seniors	1:01.957
Group D	20	242	Tom	Meijer	Seniors	1:01.991
Group D	24	292	Benjamin	Bailly	Seniors	1:02.027
Group D	28	252	Glenn	Rupp	Seniors	1:02.231
Group D	32	324	Antoni	Ptak	Seniors	1:02.497
Group D	36	309	Maxence	Laurent	Seniors	1:03.044



Clerk of the course Thomas Lainer:

Stewards (Chairman) Horst Seidel:

Scrutineer Paul Klaassen:

Timekeeping M. Wagner:

Printed: 05.09.2014 17:25

posted at: h



Rotax Euro Challenge  
Class: Seniors  
Date/Time: 06.09.2014 11:00

Track: Salbris / France  
Heat: Race 3 Qualifying Heat 1 A+B  
Laps: 9

Edition 1

	18	
35		36
	17	
33		34
	16	
31		32
	15	
29		30
	14	
27		28
	13	
25		26
	12	
23		24
	11	
21		22
Maxime Gimbert	339	Group A 1:03.067
19	10	Martin Mortensen
		204
		Group B EXC
Mason Morotta	340	Group A 1:02.556
17	9	Kezia Santoso
		335
		Group B 1:02.583
Petr Shchekochikhin	233	Group A 1:02.466
15	8	Lukasz Bartoszuk
		307
		Group B 1:02.485
Tom Grice	223	Group A 1:02.030
13	7	Dan Roper
		240
		Group B 1:02.108
Jessica Backman	226	Group A 1:01.995
11	6	Vincent Jeanvoine
		338
		Group B 1:02.009
Abdullah Al Rawahi	220	Group A 1:01.974
9	5	Nicolas Picot
		228
		Group B 1:01.980
Joel Deputch	295	Group A 1:01.910
7	4	Sam Smelt
		260
		Group B 1:01.929
Edward Brand	205	Group A 1:01.836
5	3	Brett Ward
		289
		Group B 1:01.837
Ilari Pispanen	299	Group A 1:01.746
3	2	Glenn Van Parijs
		208
		Group B 1:01.783
Harry Webb	215	Group A 1:01.397
1	1	Victor Oberg
		286
		Group B 1:01.587
	Row	2

Pole Position

Clerk of the course Thomas Lainer:  
Stewards (Chairman) Horst Seidel:

Scrutineer Paul Klaassen:  
Timekeeping M. Wagner:

Rotax Euro Challenge  
 Class: Seniors  
 Date/Time: 06.09.2014 11:20

Track: Salbris / France  
 Heat: Race 4 Qualifying Heat 2 C+D  
 Laps: 9

Edition 1

	18	
35		36
	17	
33		34
	16	
31		32
	15	
29		30
	14	
27		28
	13	
25		26
	12	
23		24
	11	
21		22
	10	
19		20
Marie Bakken <b>219</b> Group C 1:02.958	9	Maxence Laurent <b>309</b> Group D 1:03.044
17		18
Dorian Henrich <b>336</b> Group C 1:02.497	8	Antoni Ptak <b>324</b> Group D 1:02.497
15		16
Philip Vollstedt <b>248</b> Group C 1:02.183	7	Glenn Rupp <b>252</b> Group D 1:02.231
13		14
Michael Cool <b>255</b> Group C 1:02.021	6	Benjamin Bailly <b>292</b> Group D 1:02.027
11		12
Eva Benes <b>235</b> Group C 1:01.984	5	Tom Meijer <b>242</b> Group D 1:01.991
9		10
Vincent Fraisse <b>258</b> Group C 1:01.957	4	Christopher Dreyspring <b>337</b> Group D 1:01.957
7		8
Zack Clamandemelo <b>302</b> Group C 1:01.883	3	Pierce Lehane <b>212</b> Group D 1:01.908
5		6
Lars Lamborelle <b>222</b> Group C 1:01.823	2	Alessandro Trombelli <b>230</b> Group D 1:01.828
3		4
Guan Yu Zhou <b>303</b> Group C 1:01.717	1	Josh Price <b>224</b> Group D 1:01.729
1	Row	2

Pole Position

Clerk of the course Thomas Lainer:  
 Stewards (Chairman) Horst Seidel:

Scrutineer Paul Klaassen:  
 Timekeeping M. Wagner:

Rotax Euro Challenge  
 Class: Seniors  
 Date/Time: 06.09.2014 16:40

Track:  
 Heat:  
 Laps:

Salbris / France  
 Race 14 Qualifying Heat 6 B+C  
 9

Edition 1

	18	
35		36
	17	
33		34
	16	
31		32
	15	
29		30
	14	
27		28
	13	
25		26
	12	
23		24
	11	
21		22
Martin Mortensen	204	Group B EXC
	19	
Kezia Santoso	335	Group B 1:02.583
	17	
Lukasz Bartoszuk	307	Group B 1:02.485
	15	
Dan Roper	240	Group B 1:02.108
	13	
Vincent Jeanvoine	338	Group B 1:02.009
	11	
Nicolas Picot	228	Group B 1:01.980
	9	
Sam Smelt	260	Group B 1:01.929
	7	
Brett Ward	289	Group B 1:01.837
	5	
Glenn Van Parijs	208	Group B 1:01.783
	3	
Victor Oberg	286	Group B 1:01.587
	1	
	10	
	9	Marie Bakken
	219	Group C 1:02.958
	18	
	8	Dorian Henrich
	336	Group C 1:02.497
	16	
	7	Philip Vollstedt
	248	Group C 1:02.183
	14	
	6	Michael Cool
	255	Group C 1:02.021
	12	
	5	Eva Benes
	235	Group C 1:01.984
	10	
	4	Vincent Fraisse
	258	Group C 1:01.957
	8	
	3	Zack Clamandemelo
	302	Group C 1:01.883
	6	
	2	Lars Lamborelle
	222	Group C 1:01.823
	4	
	1	Guan Yu Zhou
	303	Group C 1:01.717
	2	

Pole Position

Clerk of the course Thomas Lainer:  
 Stewards (Chairman) Horst Seidel:

Scrutineer Paul Klaassen:  
 Timekeeping M. Wagner:

Rotax Euro Challenge  
Class: Seniors  
Date/Time: 06.09.2014 16:20

Track:  
Heat:  
Laps:

Salbris / France  
Race 13 Qualifying Heat 5 A+D  
9

Edition 1

	18	
35		36
	17	
33		34
	16	
31		32
	15	
29		30
	14	
27		28
	13	
25		26
	12	
23		24
	11	
21		22
Maxime Gimbert	10	
<b>339</b>		20
Group A 1:03.067		
19		
Mason Morotta	9	Maxence Laurent
<b>340</b>		<b>309</b>
Group A 1:02.556		Group D 1:03.044
17		18
Petr Shchekochikhin	8	Antoni Ptak
<b>233</b>		<b>324</b>
Group A 1:02.466		Group D 1:02.497
15		16
Tom Grice	7	Glenn Rupp
<b>223</b>		<b>252</b>
Group A 1:02.030		Group D 1:02.231
13		14
Jessica Backman	6	Benjamin Bailly
<b>226</b>		<b>292</b>
Group A 1:01.995		Group D 1:02.027
11		12
Abdullah Al Rawahi	5	Tom Meijer
<b>220</b>		<b>242</b>
Group A 1:01.974		Group D 1:01.991
9		10
Joel Deputch	4	Christopher Dreyspring
<b>295</b>		<b>337</b>
Group A 1:01.910		Group D 1:01.957
7		8
Edward Brand	3	Pierce Lehane
<b>205</b>		<b>212</b>
Group A 1:01.836		Group D 1:01.908
5		6
Ilari Pispanen	2	Alessandro Trombelli
<b>299</b>		<b>230</b>
Group A 1:01.746		Group D 1:01.828
3		4
Harry Webb	1	Josh Price
<b>215</b>		<b>224</b>
Group A 1:01.397		Group D 1:01.729
1		2

Pole Position

Clerk of the course Thomas Lainer:  
Stewards (Chairman) Horst Seidel:

Scrutineer Paul Klaassen:  
Timekeeping M. Wagner:

Rotax Euro Challenge  
 Class: Seniors  
 Date/Time: 06.09.2014 14:00

Track: Salbris / France  
 Heat: Race 8 Qualifying Heat 3 A+C  
 Laps: 9

Edition 1

	18	
35		36
	17	
33		34
	16	
31		32
	15	
29		30
	14	
27		28
	13	
25		26
	12	
23		24
	11	
21		22
Maxime Gimbert	10	
<b>339</b>		<b>20</b>
Group A 1:03.067		
19		
Mason Morotta	9	Marie Bakken
<b>340</b>		<b>219</b>
Group A 1:02.556		Group C 1:02.958
17		18
Petr Shchekochikhin	8	Dorian Henrich
<b>233</b>		<b>336</b>
Group A 1:02.466		Group C 1:02.497
15		16
Tom Grice	7	Philip Vollstedt
<b>223</b>		<b>248</b>
Group A 1:02.030		Group C 1:02.183
13		14
Jessica Backman	6	Michael Cool
<b>226</b>		<b>255</b>
Group A 1:01.995		Group C 1:02.021
11		12
Abdullah Al Rawahi	5	Eva Benes
<b>220</b>		<b>235</b>
Group A 1:01.974		Group C 1:01.984
9		10
Joel Deputch	4	Vincent Fraise
<b>295</b>		<b>258</b>
Group A 1:01.910		Group C 1:01.957
7		8
Edward Brand	3	Zack Clamandemelo
<b>205</b>		<b>302</b>
Group A 1:01.836		Group C 1:01.883
5		6
Ilari Pispanen	2	Lars Lamborelle
<b>299</b>		<b>222</b>
Group A 1:01.746		Group C 1:01.823
3		4
Harry Webb	1	Guan Yu Zhou
<b>215</b>		<b>303</b>
Group A 1:01.397		Group C 1:01.717
1		2
Pole Position	Row	

Clerk of the course Thomas Lainer:  
 Stewards (Chairman) Horst Seidel:

Scrutineer Paul Klaassen:  
 Timekeeping M. Wagner:

Rotax Euro Challenge  
 Class: Seniors  
 Date/Time: 06.09.2014 14:20

Track: Salbris / France  
 Heat: Race 9 Qualifying Heat 4 B+D  
 Laps: 9

Edition 1

	18	
35		36
	17	
33		34
	16	
31		32
	15	
29		30
	14	
27		28
	13	
25		26
	12	
23		24
	11	
21		22
Martin Mortensen <b>204</b> Group B EXC	10	
19		20
Kezia Santoso <b>335</b> Group B 1:02.583	9	Maxence Laurent <b>309</b> Group D 1:03.044
17		18
Lukasz Bartoszuk <b>307</b> Group B 1:02.485	8	Antoni Ptak <b>324</b> Group D 1:02.497
15		16
Dan Roper <b>240</b> Group B 1:02.108	7	Glenn Rupp <b>252</b> Group D 1:02.231
13		14
Vincent Jeanvoine <b>338</b> Group B 1:02.009	6	Benjamin Bailly <b>292</b> Group D 1:02.027
11		12
Nicolas Picot <b>228</b> Group B 1:01.980	5	Tom Meijer <b>242</b> Group D 1:01.991
9		10
Sam Smelt <b>260</b> Group B 1:01.929	4	Christopher Dreyspring <b>337</b> Group D 1:01.957
7		8
Brett Ward <b>289</b> Group B 1:01.837	3	Pierce Lehane <b>212</b> Group D 1:01.908
5		6
Glenn Van Parijs <b>208</b> Group B 1:01.783	2	Alessandro Trombelli <b>230</b> Group D 1:01.828
3		4
Victor Oberg <b>286</b> Group B 1:01.587	1	Josh Price <b>224</b> Group D 1:01.729
1	Row	2

Pole Position

Clerk of the course Thomas Lainer:  
 Stewards (Chairman) Horst Seidel:

Scrutineer Paul Klaassen:  
 Timekeeping M. Wagner:



# Rotax Euro Challenge 2014 Salbris/France

Rotax Seniors

Salbris 1,495 Km

Warm up Saturday

06.09.2014 09:15

Practice (10:00 Time) started at 9:15:00

Pos	No.	Name	Nat.	Chassis	Race Team	Laps	Best Tm	Diff	Gap	In Lap	km/h
1	215	Harry Webb	GBR	Tonykart	Strawberry Racing	6	1:02.028			4	86,767
2	286	Victor Oberg	SWE	Gillard	PDB Racing Team	7	1:02.160	0.132	0.132	5	86,583
3	299	Ilari Pispänen	FIN	Birel	KMS - Birel Motorsport	7	1:02.254	0.226	0.094	4	86,452
4	289	Brett Ward	GBR	Kosmic	Aim Motorsport	7	1:02.264	0.236	0.010	5	86,438
5	303	Guan Yu Zhou	GBR	Tonykart	Strawberry Racing	5	1:02.265	0.237	0.001	3	86,437
6	224	Josh Price	GBR	Tonykart	Strawberry Racing	6	1:02.269	0.241	0.004	4	86,431
7	208	Glenn Van Parijs	BEL	Tonykart	Bouvin Power	6	1:02.270	0.242	0.001	6	86,430
8	337	Christopher Dreyspring	DEU	DR	VPDR	7	1:02.328	0.300	0.058	5	86,350
9	248	Philip Vollstedt	DNK	Tonykart	RS Competition	7	1:02.358	0.330	0.030	6	86,308
10	223	Tom Grice	GBR	Tonykart	Coles Racing	7	1:02.399	0.371	0.041	6	86,251
11	255	Michael Cool	BEL	Tonykart	Bouvin Power	7	1:02.408	0.380	0.009	3	86,239
12	220	Abdullah Al Rawahi	OMN	CRG	Msport Karting	7	1:02.417	0.389	0.009	6	86,227
13	292	Benjamin Bailly	BEL	Tonykart	RS Competition	7	1:02.445	0.417	0.028	4	86,188
14	230	Alessandro Trombelli	ITA	Kosmic	Sinergy Motorsport	7	1:02.448	0.420	0.003	4	86,184
15	205	Edward Brand	GBR	Intrepid	Intrepid Driver Program	6	1:02.451	0.423	0.003	3	86,180
16	212	Pierce Lehane	GBR	Alonso	Dan Holland Racing	6	1:02.480	0.452	0.029	4	86,140
17	204	Martin Mortensen	DNK	Tonykart	RS Competition	7	1:02.483	0.455	0.003	6	86,135
18	226	Jessica Backman	SWE	Tonykart	Strawberry Racing	7	1:02.514	0.486	0.031	6	86,093
19	260	Sam Smelt	GBR	Kosmic	Aim Motorsport	7	1:02.531	0.503	0.017	4	86,069
20	228	Nicolas Picot	FRA	Sodikart	Kart Pro Racing	7	1:02.555	0.527	0.024	4	86,036
21	258	Vincent Fraise	FRA	Sodikart	Sodikart	7	1:02.626	0.598	0.071	3	85,939
22	242	Tom Meijer	NLD	Tonykart	Bouvin Power	7	1:02.642	0.614	0.016	3	85,917
23	240	Dan Roper	USA	Birel	KMS - Birel Motorsport	7	1:02.643	0.615	0.001	5	85,915
24	222	Lars Lamborelle	NLD	Tonykart	Strawberry Racing	5	1:02.652	0.624	0.009	4	85,903
25	235	Eva Benes	FRA	Kosmic	PKS	7	1:02.681	0.653	0.029	5	85,863
26	233	Petr Shchekochikhin	RUS	Tonykart	Protrain Racing	6	1:02.722	0.694	0.041	4	85,807
27	252	Glenn Rupp	DEU	Tonykart	RS Competition	7	1:02.768	0.740	0.046	5	85,744
28	302	Zack Clamandemelo	CAN	Intrepid	Intrepid Driver Program	7	1:02.787	0.759	0.019	6	85,718
29	295	Joel Deputch	FRA	FA Kart	Race Evo	7	1:02.807	0.779	0.020	3	85,691
30	340	Mason Morotta	USA	Birel	KMS - Birel Motorsport	7	1:02.909	0.881	0.102	4	85,552
31	307	Lukasz Bartoszuk	POL	CRG	CRG S.P.A.	7	1:02.926	0.898	0.017	5	85,529
32	335	Kezia Santoso	IDN	Gillard	PDB Racing Team	7	1:02.956	0.928	0.030	4	85,488
33	338	Vincent Jeanvoine	FRA	Tonykart	BRK Racing Team	8	1:02.977	0.949	0.021	8	85,460
34	309	Maxence Laurent	FRA	Flandria Kart	Flandria Competition Kart	7	1:03.057	1.029	0.080	5	85,351
35	336	Dorian Henrich	DEU	Tonykart	RS Competition	7	1:03.285	1.257	0.228	5	85,044
36	339	Maxime Gimbert	FRA	Kosmic	Matec Competition	8	1:03.321	1.293	0.036	5	84,995
37	219	Marie Bakken	NOR	Gillard	PDB Racing Team	7	1:03.345	1.317	0.024	6	84,963
38	324	Antoni Ptak	POL	Birel	KMS - Birel Motorsport	8	1:03.426	1.398	0.081	3	84,855

Timekeeping M. Wagner:

Clerk of the course Thomas Lainer:

[www.mylaps.com](http://www.mylaps.com)

Steward Horst Seidel:

Chief Scrutineer Paul Klaassen:

Licensed to: Motorsport Events







Rotax Euro Challenge 2014 Salbris/France

Rotax Seniors

Salbris 1,495 Km

Warm up Saturday

06.09.2014 09:15

Practice (10:00 Time) started at 9:15:00

Table with 13 columns: Lap, Time of Day, Lap Tm, Diff, S1 Tm, S2 Tm, S3 Tm. It lists race results for drivers (204) Martin Mortensen, (226) Jessica Backman, (260) Sam Smelt, (228) Nicolas Picot, (258) Vincent Fraise, (242) Tom Meijer, (240) Dan Roper, (222) Lars Lamborelle, (235) Eva Benes, (233) Petr Shchekochikhin, (252) Glenn Rupp, (302) Zack Clamandemelo, (295) Joel Deputch, (340) Mason Morotta, and (307) Lukasz Bartoszuk.



# Rotax Euro Challenge 2014 Salbris/France

Rotax Seniors

Salbris 1,495 Km

Warm up Saturday

06.09.2014 09:15

Practice (10:00 Time) started at 9:15:00

Lap	Time of Day	Lap Tm	Diff	S1 Tm	S2 Tm	S3 Tm	Lap	Time of Day	Lap Tm	Diff	S1 Tm	S2 Tm	S3 Tm
3	9:20:26.667	1:03.230	+0.304	22.147	18.611	22.472	4	9:21:38.053	1:03.730	+0.304	22.200	18.983	22.547
4	9:21:29.665	1:02.998	+0.072	22.076	18.544	22.378	5	9:22:41.669	1:03.616	+0.190	22.206	18.893	22.517
5	9:22:32.591	1:02.926		22.049	18.560	22.317	6	9:23:46.057	1:04.388	+0.962	22.079	18.926	23.383
6	9:23:35.969	1:03.378	+0.452	22.352	18.622	22.404	7	9:24:50.050	1:03.993	+0.567	22.496	18.926	22.571
7	9:25:01.883	1:25.914	+22.988	22.039	18.515	45.360	8	9:25:53.888	1:03.838	+0.412	22.212	18.934	22.692

(335) Kezia Santoso

1	9:19:06.512	1:05.174	+2.218	23.540	18.981	22.653
2	9:20:09.916	1:03.404	+0.448	22.065	18.606	22.733
3	9:21:12.933	1:03.017	+0.061	21.959	18.577	22.481
4	9:22:15.889	1:02.956		21.974	18.571	22.411
5	9:23:19.067	1:03.178	+0.222	22.083	18.658	22.437
6	9:24:22.157	1:03.090	+0.134	22.175	18.571	22.344
7	9:25:25.437	1:03.280	+0.324	22.340	18.637	22.303

(338) Vincent Jeanvoine

1	9:18:26.706	1:04.914	+1.937	22.994	19.113	22.807
2	9:19:30.316	1:03.610	+0.633	22.288	18.784	22.538
3	9:20:33.763	1:03.447	+0.470	22.146	18.716	22.585
4	9:21:36.869	1:03.106	+0.129	22.094	18.648	22.364
5	9:22:39.941	1:03.072	+0.095	22.051	18.619	22.402
6	9:23:43.142	1:03.201	+0.224	22.089	18.671	22.441
7	9:24:46.306	1:03.164	+0.187	22.211	18.667	22.286
8	9:25:49.283	1:02.977		21.994	18.653	22.330

(309) Maxence Laurent

1	9:19:00.437	1:05.529	+2.472	23.474	19.153	22.902
2	9:20:05.337	1:04.900	+1.843	22.865	19.365	22.670
3	9:21:08.579	1:03.242	+0.185	22.189	18.692	22.361
4	9:22:12.404	1:03.825	+0.768	22.148	19.172	22.505
5	9:23:15.461	1:03.057		22.038	18.650	22.369
6	9:24:19.040	1:03.579	+0.522	22.131	18.930	22.518
7	9:25:22.768	1:03.728	+0.671	22.377	18.845	22.506

(336) Dorian Henrich

1	9:18:20.906	1:05.660	+2.375	23.354	19.260	23.046
2	9:19:26.720	1:05.814	+2.529	22.748	20.329	22.737
3	9:20:30.686	1:03.966	+0.681	22.457	18.960	22.549
4	9:21:34.464	1:03.778	+0.493	22.200	18.804	22.774
5	9:22:37.749	1:03.285		22.141	18.724	22.420
6	9:23:45.787	1:08.038	+4.753	23.013	22.261	22.764
7	9:24:49.592	1:03.805	+0.520	22.423	18.867	22.515

(339) Maxime Gimbert

1	9:18:21.317	1:05.728	+2.407	23.317	19.358	23.053
2	9:19:25.710	1:04.393	+1.072	22.566	18.940	22.887
3	9:20:29.524	1:03.814	+0.493	22.538	18.805	22.471
4	9:21:32.942	1:03.418	+0.097	22.137	18.785	22.496
5	9:22:36.263	1:03.321		22.089	18.753	22.479
6	9:23:39.807	1:03.544	+0.223	22.118	18.770	22.656
7	9:24:43.168	1:03.361	+0.040	22.206	18.727	22.428
8	9:25:46.947	1:03.779	+0.458	22.261	18.860	22.658

(219) Marie Bakken

1	9:19:01.354	1:06.913	+3.568	24.413	19.672	22.828
2	9:20:05.671	1:04.317	+0.972	22.480	18.949	22.888
3	9:21:10.065	1:04.394	+1.049	22.837	18.963	22.594
4	9:22:13.585	1:03.520	+0.175	22.313	18.711	22.496
5	9:23:17.574	1:03.989	+0.644	22.434	18.757	22.798
6	9:24:20.919	1:03.345		22.032	18.899	22.414
7	9:25:24.490	1:03.571	+0.226	22.194	18.730	22.647

(324) Antoni Ptak

1	9:18:26.427	1:05.772	+2.346	23.333	19.254	23.185
2	9:19:30.897	1:04.470	+1.044	22.862	18.875	22.733
3	9:20:34.323	1:03.426		22.089	18.870	22.467

Official Timing [www.rgmmc.com](http://www.rgmmc.com)

Orbits

Timekeeping M. Wagner:

Clerk of the course Thomas Lainer:

Steward Horst Seidel:

Chief Scrutineer Paul Klaassen:

[www.mylaps.com](http://www.mylaps.com)

Licensed to: Motorsport Events

Printed: 06.09.2014 09:27:50

posted at:

h

Page 3/3



# Rotax Euro Challenge 2014 Salbris/France

Rotax Seniors

Salbris 1,495 Km

RACE 3 Qualifying Heat 1 A-B

**-NEW-**

06.09.2014 11:00

Race (9 Laps) started at 11:02:57

Pos	No.	Name	Nat.	Chassis	Race Team	Laps	Total Tm	Diff	Best Tm	In Lap	km/h	Points
1	215	Harry Webb	GBR	Tonykart	Strawberry Racing	9	9:26.427		1:02.467	7	86,157	0
2	286	Victor Oberg	SWE	Gillard	PDB Racing Team	9	9:28.723	2.296	1:02.414	7	86,231	2
3	208	Glenn Van Parijs	BEL	Tonykart	Bouvin Power	9	9:28.886	2.459	1:02.292	7	86,400	3
4	205	Edward Brand	GBR	Intrepid	Intrepid Driver Program	9	9:28.971	2.544	1:02.272	7	86,427	4
5	295	Joel Deputch	FRA	FA Kart	Race Evo	9	9:29.454	3.027	1:02.430	6	86,209	5
6	299	Ilari Pismanen	FIN	Birel	KMS - Birel Motorsport	9	9:29.552	3.125	1:02.291	7	86,401	6
7	223	Tom Grice	GBR	Tonykart	Coles Racing	9	9:30.674	4.247	1:02.413	7	86,232	7
8	289	Brett Ward	GBR	Kosmic	Aim Motorsport	9	9:31.317	4.890	1:02.280	8	86,416	8
9	226	Jessica Backman	SWE	Tonykart	Strawberry Racing	9	9:31.401	4.974	1:02.252	8	86,455	9
10	220	Abdullah Al Rawahi	OMN	CRG	Msport Karting	9	9:31.958	5.531	1:02.580	7	86,002	10
11	204	Martin Mortensen	DNK	Tonykart	RS Competition	9	9:32.101	5.674	1:02.326	7	86,352	11
12	240	Dan Roper	USA	Birel	KMS - Birel Motorsport	9	9:32.452	6.025	1:02.365	7	86,298	12
13	307	Lukasz Bartoszuk	POL	CRG	CRG S.P.A.	9	9:32.987	6.560	1:02.441	7	86,193	13
14	260	Sam Smelt	GBR	Kosmic	Aim Motorsport	9	9:33.246	6.819	1:02.535	8	86,064	14
15	335	Kezia Santoso	IDN	Gillard	PDB Racing Team	9	9:33.865	7.438	1:02.617	8	85,951	15
16	339	Maxime Gimbert	FRA	Kosmic	Matec Competition	9	9:37.880	11.453	1:03.263	8	85,073	16
17	338	Vincent Jeanvoine	FRA	Tonykart	BRK Racing Team	9	9:40.518	14.091	1:02.664	8	85,887	17
18	233	Petr Shchekochikhin	RUS	Tonykart	Protrain Racing	9	9:40.946	14.519	1:02.733	9	85,792	18
19	228	Nicolas Picot	FRA	Sodikart	Kart Pro Racing	9	9:41.050	14.623	1:02.354	7	86,314	19
20	340	Mason Morotta	USA	Birel	KMS - Birel Motorsport	3	3:19.712	6 Laps	1:03.434	3	84,844	20

## Announcements

These results are provisional until the conclusion of any judicial and technical matters!

No. 228 time penalty 10 sec. / unfair driving

Margin of Victory	Ø km/h	Best Lap Tm	km/h	Best Lap by
2.296	85,515	1:02.252	86,455	226 - Jessica Backman

Official Timing [www.rgmmc.com](http://www.rgmmc.com)

Orbits

Timekeeping M. Wagner:

Clerk of the course Thomas Lainer:

[www.mylaps.com](http://www.mylaps.com)

Steward Horst Seidel:

Chief Scrutineer Paul Klaassen:

Licensed to: Motorsport Events

Printed: 06.09.2014 12:25:53

posted at:

h



# Rotax Euro Challenge 2014 Salbris/France

Rotax Seniors

Salbris 1,495 Km

RACE 3 Qualifying Heat 1 A-B

06.09.2014 11:00

Race (9 Laps) started at 11:02:57

Lap	Time of Day	Lap Tm	Diff	S1 Tm	S2 Tm	S3 Tm	Lap	Time of Day	Lap Tm	Diff	S1 Tm	S2 Tm	S3 Tm
(215) Harry Webb							(223) Tom Grice						
1	11:04:01.921	1:04.054	+1.587	22.805	18.748	22.501	1	11:04:04.399	1:05.743	+3.330	24.059	18.987	22.697
2	11:05:05.013	1:03.092	+0.625	22.113	18.684	22.295	2	11:05:08.067	1:03.668	+1.255	22.211	18.933	22.524
3	11:06:07.670	1:02.657	+0.190	21.851	18.529	22.277	3	11:06:11.767	1:03.700	+1.287	22.394	18.882	22.424
4	11:07:10.269	1:02.599	+0.132	21.770	18.492	22.337	4	11:07:14.595	1:02.828	+0.415	21.993	18.576	22.259
5	11:08:12.877	1:02.608	+0.141	21.773	18.519	22.316	5	11:08:18.022	1:03.427	+1.014	22.398	18.691	22.338
6	11:09:15.589	1:02.712	+0.245	21.831	18.480	22.401	6	11:09:20.972	1:02.950	+0.537	22.156	18.537	22.257
7	11:10:18.056	1:02.467		21.784	18.415	22.268	7	11:10:23.385	1:02.413		21.765	18.409	22.239
8	11:11:20.775	1:02.719	+0.252	21.810	18.527	22.382	8	11:11:25.810	1:02.425	+0.012	21.779	18.427	22.219
9	11:12:24.294	1:03.519	+1.052	22.125	18.642	22.752	9	11:12:28.541	1:02.731	+0.318	21.869	18.577	22.285
(286) Victor Oberg							(228) Nicolas Picot						
1	11:04:03.013	1:05.086	+2.672	23.656	18.820	22.610	1	11:04:04.215	1:05.645	+3.291	24.351	18.920	22.374
2	11:05:06.744	1:03.731	+1.317	22.414	18.879	22.438	2	11:05:07.930	1:03.715	+1.361	22.146	19.073	22.496
3	11:06:10.077	1:03.333	+0.919	22.356	18.620	22.357	3	11:06:11.971	1:04.041	+1.687	22.426	19.107	22.508
4	11:07:12.756	1:02.679	+0.265	21.901	18.507	22.271	4	11:07:14.738	1:02.767	+0.413	21.915	18.578	22.274
5	11:08:15.321	1:02.565	+0.151	21.843	18.477	22.245	5	11:08:18.364	1:03.626	+1.272	22.152	19.200	22.274
6	11:09:17.926	1:02.605	+0.191	21.859	18.437	22.309	6	11:09:21.278	1:02.914	+0.560	22.206	18.509	22.199
7	11:10:20.340	1:02.414		21.792	18.402	22.220	7	11:10:23.632	1:02.354		21.716	18.518	22.120
8	11:11:23.430	1:03.090	+0.676	22.415	18.505	22.170	8	11:11:26.006	1:02.374	+0.020	21.714	18.495	22.165
9	11:12:26.590	1:03.160	+0.746	21.587	19.131	22.442	9	11:12:28.917	1:02.911	+0.557	21.951	18.642	22.318
(208) Glenn Van Parijs							(289) Brett Ward						
1	11:04:02.717	1:04.710	+2.418	23.195	18.944	22.571	1	11:04:03.538	1:05.419	+3.139	23.953	18.829	22.637
2	11:05:06.927	1:04.210	+1.918	22.785	19.002	22.423	2	11:05:07.271	1:03.733	+1.453	22.268	19.076	22.389
3	11:06:10.296	1:03.369	+1.077	22.363	18.697	22.309	3	11:06:10.888	1:03.617	+1.337	22.417	18.898	22.302
4	11:07:13.021	1:02.725	+0.433	21.895	18.524	22.306	4	11:07:14.535	1:03.647	+1.367	22.696	18.610	22.341
5	11:08:16.368	1:03.347	+1.055	21.744	19.074	22.529	5	11:08:18.190	1:03.655	+1.375	22.653	18.652	22.350
6	11:09:18.739	1:02.371	+0.079	21.713	18.476	22.182	6	11:09:21.611	1:03.421	+1.141	22.520	18.650	22.251
7	11:10:21.031	1:02.292		21.654	18.476	22.162	7	11:10:23.948	1:02.337	+0.057	21.722	18.420	22.195
8	11:11:23.649	1:02.618	+0.326	21.894	18.495	22.229	8	11:11:26.228	1:02.280		21.671	18.393	22.216
9	11:12:26.753	1:03.104	+0.812	21.667	18.962	22.475	9	11:12:29.184	1:02.956	+0.676	21.838	18.690	22.428
(205) Edward Brand							(226) Jessica Backman						
1	11:04:02.909	1:04.824	+2.552	23.242	18.960	22.622	1	11:04:04.842	1:06.288	+4.036	24.775	18.915	22.598
2	11:05:07.068	1:04.159	+1.887	22.734	19.089	22.336	2	11:05:08.512	1:03.670	+1.418	21.997	18.831	22.842
3	11:06:10.611	1:03.543	+1.271	22.437	18.867	22.239	3	11:06:12.117	1:03.605	+1.353	22.261	18.783	22.561
4	11:07:13.368	1:02.757	+0.485	21.997	18.559	22.201	4	11:07:15.045	1:02.928	+0.676	22.051	18.614	22.263
5	11:08:16.232	1:02.864	+0.592	21.801	18.820	22.243	5	11:08:18.852	1:03.807	+1.555	22.897	18.648	22.262
6	11:09:18.520	1:02.288	+0.016	21.680	18.421	22.187	6	11:09:21.959	1:03.107	+0.855	22.144	18.649	22.314
7	11:10:20.792	1:02.272		21.687	18.479	22.106	7	11:10:24.479	1:02.520	+0.268	21.879	18.521	22.120
8	11:11:23.798	1:03.006	+0.734	21.805	18.835	22.366	8	11:11:26.731	1:02.252		21.694	18.439	22.119
9	11:12:26.838	1:03.040	+0.768	21.816	18.773	22.451	9	11:12:29.268	1:02.537	+0.285	21.638	18.512	22.387
(295) Joel Deputch							(220) Abdullah Al Rawahi						
1	11:04:03.780	1:05.445	+3.015	24.008	18.951	22.486	1	11:04:03.959	1:05.495	+2.915	23.988	18.926	22.581
2	11:05:07.479	1:03.699	+1.269	22.349	19.042	22.308	2	11:05:08.364	1:04.405	+1.825	22.307	19.027	23.071
3	11:06:11.040	1:03.561	+1.131	22.345	18.971	22.245	3	11:06:12.274	1:03.910	+1.330	22.278	19.033	22.599
4	11:07:14.208	1:03.168	+0.738	22.401	18.588	22.179	4	11:07:15.308	1:03.034	+0.454	22.064	18.609	22.361
5	11:08:16.710	1:02.502	+0.072	21.864	18.478	22.160	5	11:08:18.736	1:03.428	+0.848	22.537	18.621	22.270
6	11:09:19.140	1:02.430		21.733	18.484	22.213	6	11:09:21.741	1:03.005	+0.425	22.083	18.665	22.257
7	11:10:21.601	1:02.461	+0.031	21.746	18.535	22.180	7	11:10:24.321	1:02.580		21.891	18.473	22.216
8	11:11:24.043	1:02.442	+0.012	21.746	18.485	22.211	8	11:11:27.089	1:02.768	+0.188	22.030	18.494	22.244
9	11:12:27.321	1:03.278	+0.848	21.766	18.738	22.774	9	11:12:29.825	1:02.736	+0.156	21.749	18.667	22.320
(299) Ilari Pispänen							(204) Martin Mortensen						
1	11:04:02.540	1:04.588	+2.297	23.046	18.977	22.565	1	11:04:07.074	1:07.673	+5.347	24.852	19.964	22.857
2	11:05:06.619	1:04.079	+1.788	22.747	18.866	22.466	2	11:05:10.163	1:03.089	+0.763	22.208	18.655	22.226
3	11:06:10.487	1:03.868	+1.577	22.805	18.808	22.255	3	11:06:12.880	1:02.717	+0.391	21.742	18.632	22.343
4	11:07:13.157	1:02.670	+0.379	21.897	18.513	22.260	4	11:07:16.385	1:03.505	+1.179	22.497	18.694	22.314
5	11:08:15.899	1:02.742	+0.451	21.807	18.681	22.254	5	11:08:19.360	1:02.975	+0.649	21.859	18.982	22.134
6	11:09:18.287	1:02.388	+0.097	21.762	18.437	22.189	6	11:09:22.411	1:03.051	+0.725	21.701	18.741	22.609
7	11:10:20.578	1:02.291		21.621	18.479	22.191	7	11:10:24.737	1:02.326		21.606	18.565	22.155
8	11:11:23.062	1:02.484	+0.193	21.725	18.489	22.270	8	11:11:27.318	1:02.581	+0.255	21.867	18.568	22.146
9	11:12:27.419	1:04.357	+2.066	21.852	19.490	23.015	9	11:12:29.968	1:02.650	+0.324	21.640	18.807	22.203

Timekeeping M. Wagner:

Clerk of the course Thomas Lainer:

www.mylaps.com

Steward Horst Seidel:

Chief Scrutineer Paul Klaassen:

Licensed to: Motorsport Events



# Rotax Euro Challenge 2014 Salbris/France

Rotax Seniors

Salbris 1,495 Km

RACE 3 Qualifying Heat 1 A-B

06.09.2014 11:00

Race (9 Laps) started at 11:02:57

Lap	Time of Day	Lap Tm	Diff	S1 Tm	S2 Tm	S3 Tm	Lap	Time of Day	Lap Tm	Diff	S1 Tm	S2 Tm	S3 Tm
<b>(240) Dan Roper</b>							<b>(233) Petr Shchekochikhin</b>						
1	11:04:06.306	<b>1:07.437</b>	+5.072	25.200	19.610	22.627	1	11:04:13.470	<b>1:14.521</b>	+11.788	32.273	19.351	22.897
2	11:05:09.393	<b>1:03.087</b>	+0.722	22.041	18.721	22.325	2	11:05:17.244	<b>1:03.774</b>	+1.041	22.423	18.793	22.558
3	11:06:12.638	<b>1:03.245</b>	+0.880	21.928	18.655	22.662	3	11:06:20.517	<b>1:03.273</b>	+0.540	22.133	18.629	22.511
4	11:07:16.468	<b>1:03.830</b>	+1.465	22.633	18.949	22.248	4	11:07:23.790	<b>1:03.273</b>	+0.540	22.085	18.666	22.522
5	11:08:19.641	<b>1:03.173</b>	+0.808	22.074	18.791	22.308	5	11:08:27.080	<b>1:03.290</b>	+0.557	22.133	18.649	22.508
6	11:09:22.634	<b>1:02.993</b>	+0.628	21.930	18.475	22.588	6	11:09:30.154	<b>1:03.074</b>	+0.341	21.977	18.599	22.498
7	11:10:24.999	<b>1:02.365</b>		<b>21.719</b>	<b>18.463</b>	<b>22.183</b>	7	11:10:33.215	<b>1:03.061</b>	+0.328	22.065	18.572	22.424
8	11:11:27.603	<b>1:02.604</b>	+0.239	21.850	18.484	22.270	8	11:11:36.080	<b>1:02.865</b>	+0.132	22.012	<b>18.477</b>	<b>22.376</b>
9	11:12:30.319	<b>1:02.716</b>	+0.351	21.865	18.589	22.262	9	11:12:38.813	<b>1:02.733</b>		<b>21.787</b>	18.522	22.424
<b>(307) Lukasz Bartoszuk</b>							<b>(340) Mason Morotta</b>						
1	11:04:06.471	<b>1:07.428</b>	+4.987	25.711	19.129	22.588	1	11:04:10.439	<b>1:11.196</b>	+7.762	29.195	19.188	22.813
2	11:05:09.747	<b>1:03.276</b>	+0.835	22.116	18.729	22.431	2	11:05:14.145	<b>1:03.706</b>	+0.272	22.299	18.889	<b>22.518</b>
3	11:06:13.101	<b>1:03.354</b>	+0.913	22.021	18.579	22.754	3	11:06:17.579	<b>1:03.434</b>		<b>22.196</b>	<b>18.687</b>	22.551
4	11:07:16.894	<b>1:03.793</b>	+1.352	22.602	18.914	22.277							
5	11:08:20.061	<b>1:03.167</b>	+0.726	22.115	18.750	22.302							
6	11:09:22.844	<b>1:02.783</b>	+0.342	21.908	<b>18.452</b>	22.423							
7	11:10:25.285	<b>1:02.441</b>		<b>21.762</b>	18.495	<b>22.184</b>							
8	11:11:27.816	<b>1:02.531</b>	+0.090	21.875	18.460	22.196							
9	11:12:30.854	<b>1:03.038</b>	+0.597	21.794	18.851	22.393							
<b>(260) Sam Smelt</b>							<b>(335) Kezia Santoso</b>						
1	11:04:05.584	<b>1:07.310</b>	+4.775	25.583	19.177	22.550	1	11:04:06.991	<b>1:07.847</b>	+5.230	25.918	19.056	22.873
2	11:05:09.026	<b>1:03.442</b>	+0.907	22.252	18.765	22.425	2	11:05:10.793	<b>1:03.802</b>	+1.185	22.602	18.670	22.530
3	11:06:12.568	<b>1:03.542</b>	+1.007	22.047	18.741	22.754	3	11:06:13.947	<b>1:03.154</b>	+0.537	22.033	18.642	22.479
4	11:07:16.753	<b>1:04.185</b>	+1.650	23.013	18.834	22.338	4	11:07:17.466	<b>1:03.519</b>	+0.902	22.417	18.681	22.421
5	11:08:20.247	<b>1:03.494</b>	+0.959	22.562	18.618	22.314	5	11:08:20.651	<b>1:03.185</b>	+0.568	22.135	18.654	22.396
6	11:09:23.050	<b>1:02.803</b>	+0.268	21.993	18.536	22.274	6	11:09:23.435	<b>1:02.784</b>	+0.167	21.919	<b>18.541</b>	22.324
7	11:10:25.703	<b>1:02.653</b>	+0.118	21.853	18.500	22.300	7	11:10:26.131	<b>1:02.696</b>	+0.079	21.841	18.570	22.285
8	11:11:28.238	<b>1:02.535</b>		<b>21.840</b>	<b>18.490</b>	<b>22.205</b>	8	11:11:28.748	<b>1:02.617</b>		<b>21.815</b>	18.548	<b>22.254</b>
9	11:12:31.113	<b>1:02.875</b>	+0.340	21.886	18.515	22.474	9	11:12:31.732	<b>1:02.984</b>	+0.367	21.957	18.570	22.457
<b>(339) Maxime Gimbert</b>							<b>(338) Vincent Jeanvoine</b>						
1	11:04:07.320	<b>1:07.896</b>	+4.633	25.862	19.225	22.809	1	11:04:06.098	<b>1:07.443</b>	+4.779	25.311	19.614	22.518
2	11:05:11.338	<b>1:04.018</b>	+0.755	22.468	18.868	22.682	2	11:05:09.283	<b>1:03.185</b>	+0.521	22.154	18.690	22.341
3	11:06:15.085	<b>1:03.747</b>	+0.484	22.313	18.768	22.666	3	11:06:12.773	<b>1:03.490</b>	+0.826	22.216	18.680	22.594
4	11:07:18.633	<b>1:03.548</b>	+0.285	22.317	18.752	22.479	4	11:07:15.951	<b>1:03.178</b>	+0.514	22.313	18.615	<b>22.250</b>
5	11:08:22.260	<b>1:03.627</b>	+0.364	22.278	18.742	22.607	5	11:08:26.740	<b>1:10.789</b>	+8.125	22.247	25.342	23.200
6	11:09:25.730	<b>1:03.470</b>	+0.207	22.307	18.687	<b>22.476</b>	6	11:09:29.697	<b>1:02.957</b>	+0.293	21.996	18.572	22.389
7	11:10:29.181	<b>1:03.451</b>	+0.188	22.205	18.719	22.527	7	11:10:33.013	<b>1:03.316</b>	+0.652	21.930	19.055	22.331
8	11:11:32.444	<b>1:03.263</b>		22.164	<b>18.558</b>	22.541	8	11:11:35.677	<b>1:02.664</b>		21.947	<b>18.467</b>	22.250
9	11:12:35.747	<b>1:03.303</b>	+0.040	<b>22.124</b>	18.627	22.552	9	11:12:38.385	<b>1:02.708</b>	+0.044	<b>21.893</b>	18.496	22.319



# Rotax Euro Challenge 2014 Salbris/France

Rotax Seniors

Salbris 1,495 Km

RACE 4 Qualifying Heat 2 C-D

06.09.2014 11:20

Race (9 Laps) started at 11:22:36

Pos	No.	Name	Nat.	Chassis	Race Team	Laps	Total Tm	Diff	Best Tm	In Lap	km/h	Points
1	303	Guan Yu Zhou	GBR	Tonykart	Strawberry Racing	9	9:22.346		1:02.110	8	86,653	0
2	224	Josh Price	GBR	Tonykart	Strawberry Racing	9	9:22.789	0.443	1:02.117	5	86,643	2
3	222	Lars Lamborelle	NLD	Tonykart	Strawberry Racing	9	9:26.623	4.277	1:02.299	5	86,390	3
4	255	Michael Cool	BEL	Tonykart	Bouvin Power	9	9:26.831	4.485	1:02.110	6	86,653	4
5	235	Eva Benes	FRA	Kosmic	PKS	9	9:26.882	4.536	1:02.044	7	86,745	5
6	302	Zack Clamandemelo	CAN	Intrepid	Intrepid Driver Program	9	9:27.157	4.811	1:02.091	7	86,679	6
7	258	Vincent Fraisse	FRA	Sodikart	Sodikart	9	9:27.183	4.837	1:02.153	7	86,593	7
8	337	Christopher Dreyspring	DEU	DR	VPDR	9	9:28.974	6.628	1:02.192	6	86,538	8
9	292	Benjamin Bailly	BEL	Tonykart	RS Competition	9	9:29.351	7.005	1:01.971	7	86,847	9
10	242	Tom Meijer	NLD	Tonykart	Bouvin Power	9	9:29.353	7.007	1:02.298	8	86,391	10
11	248	Philip Vollstedt	DNK	Tonykart	RS Competition	9	9:29.788	7.442	1:02.371	7	86,290	11
12	252	Glenn Rupp	DEU	Tonykart	RS Competition	9	9:30.075	7.729	1:02.586	4	85,994	12
13	324	Antoni Ptak	POL	Birel	KMS - Birel Motorsport	9	9:31.579	9.233	1:02.788	6	85,717	13
14	336	Dorian Henrich	DEU	Tonykart	RS Competition	9	9:33.240	10.894	1:02.762	6	85,753	14
15	219	Marie Bakken	NOR	Gillard	PDB Racing Team	9	9:33.803	11.457	1:02.781	5	85,727	15
16	309	Maxence Laurent	FRA	Flandria Kart	Flandria Competition Kart	9	9:34.841	12.495	1:02.965	5	85,476	16
17	212	Pierce Lehane	GBR	Alonso	Dan Holland Racing	9	9:46.891	24.545	1:02.422	4	86,220	17
18	230	Alessandro Trombelli	ITA	Kosmic	Sinergy Motorsport	6	6:40.621	3 Laps	1:02.805	4	85,694	18

## Announcements

These results are provisional until the conclusion of any judicial and technical matters!

Margin of Victory	Ø km/h	Best Lap Tm	km/h	Best Lap by
0.443	86,136	1:01.971	86,847	292 - Benjamin Bailly

Official Timing [www.rgmmc.com](http://www.rgmmc.com)

Orbits

Timekeeping M. Wagner:

Clerk of the course Thomas Lainer:

[www.mylaps.com](http://www.mylaps.com)

Steward Horst Seidel:

Chief Scrutineer Paul Klaassen:

Licensed to: Motorsport Events

Printed: 06.09.2014 11:34:59

posted at:

h



rgmmc.com



# Rotax Euro Challenge 2014 Salbris/France

## Rotax Seniors

Salbris 1,495 Km

### RACE 4 Qualifying Heat 2 C-D

06.09.2014 11:20

### Race (9 Laps) started at 11:22:36

Lap	Time of Day	Lap Tm	Diff	S1 Tm	S2 Tm	S3 Tm
(303) Guan Yu Zhou						
1	11:23:40.956	<b>1:03.988</b>	+1.878	22.839	18.622	22.527
2	11:24:43.837	<b>1:02.881</b>	+0.771	21.892	18.584	22.405
3	11:25:46.333	<b>1:02.496</b>	+0.386	21.752	18.455	22.289
4	11:26:48.633	<b>1:02.300</b>	+0.190	21.617	18.407	22.276
5	11:27:50.778	<b>1:02.145</b>	+0.035	21.586	18.380	22.179
6	11:28:52.928	<b>1:02.150</b>	+0.040	21.587	18.384	22.179
7	11:29:55.053	<b>1:02.125</b>	+0.015	<b>21.549</b>	18.424	<b>22.152</b>
8	11:30:57.163	<b>1:02.110</b>		21.549	<b>18.374</b>	22.187
9	11:31:59.314	<b>1:02.151</b>	+0.041	21.567	18.398	22.186

(224) Josh Price						
1	11:23:41.382	<b>1:04.319</b>	+2.202	23.134	18.718	22.467
2	11:24:44.367	<b>1:02.985</b>	+0.868	22.090	18.563	22.332
3	11:25:46.642	<b>1:02.275</b>	+0.158	21.744	18.381	22.150
4	11:26:48.920	<b>1:02.278</b>	+0.161	21.614	18.443	22.221
5	11:27:51.037	<b>1:02.117</b>		21.594	<b>18.377</b>	22.146
6	11:28:53.218	<b>1:02.181</b>	+0.064	<b>21.568</b>	18.435	22.178
7	11:29:55.369	<b>1:02.151</b>	+0.034	21.625	18.386	<b>22.140</b>
8	11:30:57.560	<b>1:02.191</b>	+0.074	21.611	18.425	22.155
9	11:31:59.757	<b>1:02.197</b>	+0.080	21.641	18.386	22.170

(222) Lars Lamborelle						
1	11:23:41.276	<b>1:04.192</b>	+1.893	22.971	18.691	22.530
2	11:24:44.548	<b>1:03.272</b>	+0.973	22.332	18.585	22.355
3	11:25:46.896	<b>1:02.348</b>	+0.049	21.671	18.464	<b>22.213</b>
4	11:26:49.227	<b>1:02.331</b>	+0.032	21.642	18.463	22.226
5	11:27:51.526	<b>1:02.299</b>		<b>21.586</b>	18.422	22.291
6	11:28:53.978	<b>1:02.452</b>	+0.153	21.708	<b>18.411</b>	22.333
7	11:29:56.349	<b>1:02.371</b>	+0.072	21.671	18.431	22.269
8	11:30:59.771	<b>1:03.422</b>	+1.123	22.638	18.546	22.238
9	11:32:03.591	<b>1:03.820</b>	+1.521	22.057	18.869	22.894

(225) Michael Cool						
1	11:23:42.698	<b>1:05.198</b>	+3.088	23.937	18.758	22.503
2	11:24:44.414	<b>1:02.716</b>	+0.606	21.815	18.577	22.324
3	11:25:46.607	<b>1:03.193</b>	+1.083	22.334	18.584	22.275
4	11:26:48.946	<b>1:02.339</b>	+0.229	21.615	18.480	22.244
5	11:27:51.115	<b>1:02.169</b>	+0.059	<b>21.581</b>	18.434	22.154
6	11:28:53.225	<b>1:02.110</b>		21.594	<b>18.378</b>	<b>22.138</b>
7	11:29:55.501	<b>1:02.276</b>	+0.166	21.616	18.492	22.168
8	11:31:00.128	<b>1:02.627</b>	+0.517	21.704	18.623	22.300
9	11:32:03.799	<b>1:03.671</b>	+1.561	21.855	18.862	22.954

(235) Eva Benes						
1	11:23:42.368	<b>1:04.960</b>	+2.916	23.897	18.724	22.339
2	11:24:45.142	<b>1:02.774</b>	+0.730	21.980	18.501	22.293
3	11:25:47.279	<b>1:03.137</b>	+1.093	22.402	18.550	22.185
4	11:26:50.573	<b>1:02.294</b>	+0.250	21.817	18.394	22.083
5	11:27:52.744	<b>1:02.171</b>	+0.127	21.758	18.376	22.037
6	11:28:54.874	<b>1:02.130</b>	+0.086	21.739	<b>18.333</b>	22.058
7	11:29:56.918	<b>1:02.044</b>		<b>21.668</b>	18.346	<b>22.030</b>
8	11:31:00.238	<b>1:03.320</b>	+1.276	22.155	18.951	22.214
9	11:32:03.850	<b>1:03.612</b>	+1.568	22.007	18.669	22.936

(302) Zack Clamandemelo						
1	11:23:41.719	<b>1:04.529</b>	+2.438	23.482	18.608	22.439
2	11:24:44.995	<b>1:03.276</b>	+1.185	22.103	18.837	22.336
3	11:25:47.951	<b>1:02.956</b>	+0.865	22.141	18.522	22.293
4	11:26:50.235	<b>1:02.284</b>	+0.193	21.710	18.364	22.210
5	11:27:52.373	<b>1:02.138</b>	+0.047	21.652	<b>18.336</b>	22.150
6	11:28:54.484	<b>1:02.111</b>	+0.020	<b>21.624</b>	18.347	22.140
7	11:29:56.575	<b>1:02.091</b>		21.646	18.364	<b>22.081</b>
8	11:30:59.579	<b>1:03.004</b>	+0.913	22.283	18.492	22.229
9	11:32:04.125	<b>1:04.546</b>	+2.455	22.139	19.217	23.190

(258) Vincent Fraisse						
1	11:23:41.954	<b>1:04.650</b>	+2.497	23.571	18.738	22.341
2	11:24:44.871	<b>1:02.917</b>	+0.764	21.987	18.624	22.306
3	11:25:49.701	<b>1:04.830</b>	+2.677	23.164	19.329	22.337
4	11:26:51.963	<b>1:02.262</b>	+0.109	21.693	18.456	22.113
5	11:27:54.684	<b>1:02.721</b>	+0.568	22.012	18.531	22.178
6	11:28:56.921	<b>1:02.237</b>	+0.084	21.698	18.460	<b>22.079</b>
7	11:29:59.074	<b>1:02.153</b>		<b>21.667</b>	18.372	22.114
8	11:31:01.299	<b>1:02.225</b>	+0.072	21.691	<b>18.371</b>	22.163
9	11:32:04.151	<b>1:02.852</b>	+0.699	21.682	18.479	22.691

(337) Christopher Droyspring						
1	11:23:43.172	<b>1:05.776</b>	+3.584	24.648	18.658	22.470
2	11:24:46.381	<b>1:03.209</b>	+1.017	22.255	18.579	22.375
3	11:25:49.849	<b>1:03.468</b>	+1.276	22.016	19.060	22.392
4	11:26:52.305	<b>1:02.456</b>	+0.264	21.825	18.414	22.217
5	11:27:55.041	<b>1:02.736</b>	+0.544	21.970	18.593	22.173
6	11:28:57.233	<b>1:02.192</b>		<b>21.642</b>	<b>18.406</b>	<b>22.144</b>
7	11:29:59.605	<b>1:02.372</b>	+0.180	21.782	18.439	22.151
8	11:31:02.075	<b>1:02.470</b>	+0.278	21.839	18.414	22.217
9	11:32:05.942	<b>1:03.867</b>	+1.675	22.395	18.968	22.504

(292) Benjamin Bailly						
1	11:23:48.053	<b>1:10.355</b>	+8.384	29.042	18.804	22.509
2	11:24:50.477	<b>1:02.424</b>	+0.453	21.818	18.428	22.178
3	11:25:52.892	<b>1:02.415</b>	+0.444	21.639	18.667	22.109
4	11:26:54.968	<b>1:02.076</b>	+0.105	<b>21.607</b>	18.374	22.095
5	11:27:57.288	<b>1:02.320</b>	+0.349	21.695	18.457	22.168
6	11:28:59.365	<b>1:02.077</b>	+0.106	21.614	18.297	22.166
7	11:30:01.336	<b>1:01.971</b>		21.673	<b>18.289</b>	<b>22.009</b>
8	11:31:03.607	<b>1:02.271</b>	+0.300	21.661	18.458	22.152
9	11:32:06.319	<b>1:02.712</b>	+0.741	21.712	18.416	22.584

(242) Tom Meijer						
1	11:23:43.387	<b>1:05.836</b>	+3.538	24.739	18.624	22.473
2	11:24:46.217	<b>1:02.830</b>	+0.532	21.963	18.538	22.329
3	11:25:50.059	<b>1:03.842</b>	+1.544	22.058	19.237	22.547
4	11:26:52.570	<b>1:02.511</b>	+0.213	21.899	18.453	<b>22.159</b>
5	11:27:55.365	<b>1:02.795</b>	+0.497	21.826	18.701	22.268
6	11:28:57.710	<b>1:02.345</b>	+0.047	<b>21.650</b>	18.451	22.244
7	11:30:00.067	<b>1:02.357</b>	+0.059	21.792	<b>18.388</b>	22.177
8	11:31:02.365	<b>1:02.298</b>		21.709	18.428	22.161
9	11:32:06.321	<b>1:03.956</b>	+1.658	22.030	19.029	22.897

(248) Philip Vollstedt						
1	11:23:42.911	<b>1:05.265</b>	+2.894	24.073	18.750	22.442
2	11:24:45.948	<b>1:03.037</b>	+0.666	22.150	18.610	22.277
3	11:25:49.361	<b>1:03.413</b>	+1.042	22.213	18.863	22.337
4	11:26:51.775	<b>1:02.414</b>	+0.043	<b>21.801</b>	18.435	22.178
5	11:27:54.325	<b>1:04.550</b>	+2.179	22.370	19.827	22.353
6	11:28:58.758	<b>1:02.433</b>	+0.062	21.847	<b>18.424</b>	22.162
7	11:30:01.129	<b>1:02.371</b>		21.802	18.441	<b>22.128</b>
8	11:31:04.012	<b>1:02.883</b>	+0.512	22.178	18.485	22.220
9	11:32:06.756	<b>1:02.744</b>	+0.373	22.011	18.467	22.266

(252) Glenn Rupp						
1	11:23:44.018	<b>1:06.149</b>	+3.563	24.912	18.740	22.497
2	11:24:47.054	<b>1:03.036</b>	+0.450	21.958	18.566	22.512
3	11:25:50.315	<b>1:03.261</b>	+0.675	21.930	18.708	22.623
4	11:26:52.901	<b>1:02.586</b>		21.800	18.562	22.224
5	11:27:55.565	<b>1:02.664</b>	+0.078	<b>21.790</b>	18.630	22.244
6	11:28:58.227	<b>1:02.662</b>	+0.076	21.887	<b>18.552</b>	22.223
7	11:30:00.934	<b>1:02.707</b>	+0.121	21.917	18.581	<b>22.209</b>
8	11:31:03.861	<b>1:02.927</b>	+0.341	21.902	18.788	22.237
9	11:32:07.043	<b>1:03.182</b>	+0.596	22.304	18.625	22.253



# Rotax Euro Challenge 2014 Salbris/France

Rotax Seniors

Salbris 1,495 Km

RACE 4 Qualifying Heat 2 C-D

06.09.2014 11:20

Race (9 Laps) started at 11:22:36

Lap	Time of Day	Lap Tm	Diff	S1 Tm	S2 Tm	S3 Tm	Lap	Time of Day	Lap Tm	Diff	S1 Tm	S2 Tm	S3 Tm
(324) Antoni Ptak													
1	11:23:44.383	<b>1:06.391</b>	+3.603	25.031	18.747	22.613							
2	11:24:47.332	<b>1:02.949</b>	+0.161	21.880	18.623	22.446							
3	11:25:50.613	<b>1:03.281</b>	+0.493	21.838	18.653	22.790							
4	11:26:53.457	<b>1:02.844</b>	+0.056	21.868	18.655	<b>22.321</b>							
5	11:27:56.533	<b>1:03.076</b>	+0.288	21.802	18.813	22.461							
6	11:28:59.321	<b>1:02.788</b>		<b>21.760</b>	18.639	22.389							
7	11:30:02.447	<b>1:03.126</b>	+0.338	22.035	<b>18.606</b>	22.485							
8	11:31:05.500	<b>1:03.053</b>	+0.265	21.941	18.721	22.391							
9	11:32:08.547	<b>1:03.047</b>	+0.259	22.001	18.614	22.432							

(336) Dorian Henrich													
1	11:23:45.897	<b>1:08.039</b>	+5.277	25.573	19.021	23.445							
2	11:24:49.685	<b>1:03.788</b>	+1.026	22.208	19.039	22.541							
3	11:25:52.665	<b>1:02.980</b>	+0.218	22.103	18.573	22.304							
4	11:26:55.589	<b>1:02.924</b>	+0.162	22.167	<b>18.464</b>	22.293							
5	11:27:58.459	<b>1:02.870</b>	+0.108	22.017	18.575	<b>22.278</b>							
6	11:29:01.221	<b>1:02.762</b>		<b>21.885</b>	18.545	22.332							
7	11:30:04.227	<b>1:03.006</b>	+0.244	22.041	18.627	22.338							
8	11:31:07.224	<b>1:02.997</b>	+0.235	22.051	18.591	22.355							
9	11:32:10.208	<b>1:02.984</b>	+0.222	22.018	18.595	22.371							

(219) Marie Bakken													
1	11:23:45.485	<b>1:07.521</b>	+4.740	25.672	19.124	22.725							
2	11:24:48.874	<b>1:03.389</b>	+0.608	22.324	18.610	22.455							
3	11:25:52.056	<b>1:03.182</b>	+0.401	22.180	18.561	22.441							
4	11:26:55.138	<b>1:03.082</b>	+0.301	22.063	<b>18.509</b>	22.510							
5	11:27:57.919	<b>1:02.781</b>		<b>21.916</b>	18.527	<b>22.338</b>							
6	11:29:01.022	<b>1:03.103</b>	+0.322	21.964	18.584	22.555							
7	11:30:04.460	<b>1:03.438</b>	+0.657	22.413	18.574	22.451							
8	11:31:07.650	<b>1:03.190</b>	+0.409	22.098	18.598	22.494							
9	11:32:10.771	<b>1:03.121</b>	+0.340	22.077	18.630	22.414							

(309) Maxence Laurent													
1	11:23:45.745	<b>1:07.529</b>	+4.564	25.496	18.906	23.127							
2	11:24:49.847	<b>1:04.102</b>	+1.137	22.500	18.942	22.660							
3	11:25:53.499	<b>1:03.652</b>	+0.687	22.157	19.072	22.423							
4	11:26:56.494	<b>1:02.995</b>	+0.030	22.106	18.554	22.335							
5	11:27:59.459	<b>1:02.965</b>		<b>21.999</b>	18.618	22.348							
6	11:29:02.736	<b>1:03.277</b>	+0.312	22.170	18.694	22.413							
7	11:30:05.713	<b>1:02.977</b>	+0.012	22.127	<b>18.552</b>	<b>22.298</b>							
8	11:31:08.679	<b>1:02.966</b>	+0.001	22.045	18.587	22.334							
9	11:32:11.809	<b>1:03.130</b>	+0.165	22.160	18.577	22.393							

(212) Pierce Lehane													
1	11:24:02.408	<b>1:25.138</b>	+22.716	43.505	18.912	22.721							
2	11:25:05.325	<b>1:02.917</b>	+0.495	22.060	18.516	22.341							
3	11:26:07.910	<b>1:02.585</b>	+0.163	21.866	18.417	22.302							
4	11:27:10.332	<b>1:02.422</b>		<b>21.767</b>	18.378	22.277							
5	11:28:12.891	<b>1:02.559</b>	+0.137	21.778	18.443	22.338							
6	11:29:15.385	<b>1:02.494</b>	+0.072	21.899	<b>18.370</b>	<b>22.225</b>							
7	11:30:17.899	<b>1:02.514</b>	+0.092	21.800	18.396	22.318							
8	11:31:20.763	<b>1:02.864</b>	+0.442	21.825	18.601	22.438							
9	11:32:23.859	<b>1:03.096</b>	+0.674	21.927	18.535	22.634							

(230) Alessandro Trombelli													
1	11:24:02.807	<b>1:25.641</b>	+22.836	44.149	18.945	22.547							
2	11:25:05.931	<b>1:03.124</b>	+0.319	22.124	18.648	22.352							
3	11:26:09.054	<b>1:03.123</b>	+0.318	21.977	18.800	22.346							
4	11:27:11.859	<b>1:02.805</b>		<b>21.965</b>	18.568	22.272							
5	11:28:14.696	<b>1:02.837</b>	+0.032	22.010	18.561	<b>22.266</b>							
6	11:29:17.589	<b>1:02.893</b>	+0.088	21.983	<b>18.560</b>	22.350							





# Rotax Euro Challenge 2014 Salbris/France

Rotax Seniors

Salbris 1,495 Km

RACE 8 Qualifying Heat 3 A-C

06.09.2014 14:00

Race (9 Laps) started at 14:02:51

Pos	No.	Name	Nat.	Chassis	Race Team	Laps	Total Tm	Diff	Best Tm	In Lap	km/h	Points
1	215	Harry Webb	GBR	Tonykart	Strawberry Racing	9	9:23.319		1:02.230	5	86,486	0
2	303	Guan Yu Zhou	GBR	Tonykart	Strawberry Racing	9	9:25.002	1.683	1:02.132	9	86,622	2
3	205	Edward Brand	GBR	Intrepid	Intrepid Driver Program	9	9:25.536	2.217	1:02.151	6	86,596	3
4	222	Lars Lamborelle	NLD	Tonykart	Strawberry Racing	9	9:26.189	2.870	1:02.181	9	86,554	4
5	299	Ilari Pispänen	FIN	Birel	KMS - Birel Motorsport	9	9:26.619	3.300	1:02.108	7	86,656	5
6	302	Zack Clamandemelo	CAN	Intrepid	Intrepid Driver Program	9	9:27.552	4.233	1:02.419	6	86,224	6
7	258	Vincent Fraisse	FRA	Sodikart	Sodikart	9	9:28.206	4.887	1:02.050	9	86,737	7
8	235	Eva Benes	FRA	Kosmic	PKS	9	9:29.377	6.058	1:02.229	8	86,487	8
9	220	Abdullah Al Rawahi	OMN	CRG	Msport Karting	9	9:30.718	7.399	1:02.455	8	86,174	9
10	248	Philip Vollstedt	DNK	Tonykart	RS Competition	9	9:30.938	7.619	1:02.440	5	86,195	10
11	340	Mason Morotta	USA	Birel	KMS - Birel Motorsport	9	9:33.344	10.025	1:02.870	7	85,605	11
12	233	Petr Shchekochikhin	RUS	Tonykart	Protrain Racing	9	9:34.287	10.968	1:02.837	9	85,650	12
13	336	Dorian Henrich	DEU	Tonykart	RS Competition	9	9:34.997	11.678	1:02.930	7	85,524	13
14	339	Maxime Gimbert	FRA	Kosmic	Matec Competition	9	9:35.898	12.579	1:03.061	6	85,346	14
15	219	Marie Bakken	NOR	Gillard	PDB Racing Team	9	9:37.967	14.648	1:03.315	7	85,004	15
16	223	Tom Grice	GBR	Tonykart	Coles Racing	9	9:53.227	29.908	1:02.540	8	86,057	16
17	226	Jessica Backman	SWE	Tonykart	Strawberry Racing	9	10:10.214	46.895	1:02.029	8	86,766	17
18	295	Joel Deputch	FRA	FA Kart	Race Evo	2	2:11.342	7 Laps	1:04.413	2	83,555	18
19	255	Michael Cool	BEL	Tonykart	Bouvin Power	2	2:11.489	7 Laps	1:03.716	2	84,469	19

## Announcements

These results are provisional until the conclusion of any judicial and technical matters!

Margin of Victory	Ø km/h	Best Lap Tm	km/h	Best Lap by
1.683	85,987	1:02.029	86,766	226 - Jessica Backman

Official Timing [www.rgmmc.com](http://www.rgmmc.com)

Orbits

Timekeeping M. Wagner:

Clerk of the course Thomas Lainer:

[www.mylaps.com](http://www.mylaps.com)

Steward Horst Seidel:

Chief Scrutineer Paul Klaassen:

Licensed to: Motorsport Events

Printed: 06.09.2014 14:13:27

posted at:

h



Rotax Euro Challenge 2014 Salbris/France

Rotax Seniors

Salbris 1,495 Km

RACE 8 Qualifying Heat 3 A-C

06.09.2014 14:00

Race (9 Laps) started at 14:02:51

Lap	Time of Day	Lap Tm	Diff	S1 Tm	S2 Tm	S3 Tm
(215) Harry Webb						
1	14:03:54.894	<b>1:03.574</b>	+1.344	22.471	18.727	22.376
2	14:04:57.446	<b>1:02.552</b>	+0.322	21.720	18.577	22.255
3	14:05:59.807	<b>1:02.361</b>	+0.131	21.670	18.509	22.182
4	14:07:02.244	<b>1:02.437</b>	+0.207	21.773	18.473	22.191
5	14:08:04.474	<b>1:02.230</b>		21.709	<b>18.361</b>	<b>22.160</b>
6	14:09:06.846	<b>1:02.372</b>	+0.142	<b>21.602</b>	18.376	22.394
7	14:10:09.324	<b>1:02.478</b>	+0.248	21.785	18.440	22.253
8	14:11:11.840	<b>1:02.516</b>	+0.286	21.751	18.430	22.335
9	14:12:14.639	<b>1:02.799</b>	+0.569	21.980	18.397	22.422

Lap	Time of Day	Lap Tm	Diff	S1 Tm	S2 Tm	S3 Tm
(258) Vincent Fraise						
1	14:03:58.055	<b>1:06.035</b>	+3.985	24.266	18.943	22.826
2	14:05:01.191	<b>1:03.136</b>	+1.086	22.121	18.709	22.306
3	14:06:05.348	<b>1:04.157</b>	+2.107	23.106	18.794	22.257
4	14:07:08.197	<b>1:02.849</b>	+0.799	22.036	18.573	22.240
5	14:08:10.601	<b>1:02.404</b>	+0.354	21.784	18.478	22.142
6	14:09:12.974	<b>1:02.373</b>	+0.323	21.705	18.501	22.167
7	14:10:15.203	<b>1:02.229</b>	+0.179	21.704	18.384	22.141
8	14:11:17.476	<b>1:02.273</b>	+0.223	21.751	18.405	22.117
9	14:12:19.526	<b>1:02.050</b>		<b>21.637</b>	<b>18.352</b>	<b>22.061</b>

Lap	Time of Day	Lap Tm	Diff	S1 Tm	S2 Tm	S3 Tm
(303) Guan Yu Zhou						
1	14:03:56.017	<b>1:04.571</b>	+2.439	23.296	18.803	22.472
2	14:04:59.918	<b>1:03.901</b>	+1.769	22.373	19.033	22.495
3	14:06:02.716	<b>1:02.798</b>	+0.666	21.896	18.578	22.324
4	14:07:05.284	<b>1:02.568</b>	+0.436	21.644	18.594	22.330
5	14:08:07.585	<b>1:02.301</b>	+0.169	21.592	18.479	22.230
6	14:09:09.889	<b>1:02.304</b>	+0.172	21.580	18.482	22.242
7	14:10:12.026	<b>1:02.137</b>	+0.005	21.589	18.404	<b>22.144</b>
8	14:11:14.190	<b>1:02.164</b>	+0.032	21.561	18.442	22.161
9	14:12:16.322	<b>1:02.132</b>		<b>21.541</b>	<b>18.397</b>	22.194

Lap	Time of Day	Lap Tm	Diff	S1 Tm	S2 Tm	S3 Tm
(235) Eva Benes						
1	14:03:58.172	<b>1:06.065</b>	+3.836	24.292	19.091	22.682
2	14:05:01.520	<b>1:03.348</b>	+1.119	22.422	18.712	22.214
3	14:06:05.655	<b>1:04.135</b>	+1.906	23.136	18.738	22.261
4	14:07:08.637	<b>1:02.982</b>	+0.753	22.071	18.681	22.230
5	14:08:11.157	<b>1:02.520</b>	+0.291	21.752	18.536	22.232
6	14:09:13.896	<b>1:02.739</b>	+0.510	22.062	18.537	22.140
7	14:10:16.216	<b>1:02.320</b>	+0.091	21.711	18.488	22.121
8	14:11:18.445	<b>1:02.229</b>		21.710	18.407	<b>22.112</b>
9	14:12:20.697	<b>1:02.252</b>	+0.023	<b>21.693</b>	<b>18.372</b>	22.187

Lap	Time of Day	Lap Tm	Diff	S1 Tm	S2 Tm	S3 Tm
(205) Edward Brand						
1	14:03:55.441	<b>1:03.857</b>	+1.706	22.628	18.829	22.400
2	14:05:00.048	<b>1:04.607</b>	+2.456	22.646	19.427	22.534
3	14:06:02.885	<b>1:02.837</b>	+0.686	21.914	18.631	22.292
4	14:07:05.455	<b>1:02.570</b>	+0.419	21.792	18.559	22.219
5	14:08:07.888	<b>1:02.433</b>	+0.282	21.753	18.476	22.204
6	14:09:10.039	<b>1:02.151</b>		<b>21.640</b>	<b>18.389</b>	<b>22.122</b>
7	14:10:12.289	<b>1:02.250</b>	+0.099	21.695	18.423	22.132
8	14:11:14.543	<b>1:02.254</b>	+0.103	21.681	18.411	22.162
9	14:12:16.856	<b>1:02.313</b>	+0.162	21.694	18.469	22.150

Lap	Time of Day	Lap Tm	Diff	S1 Tm	S2 Tm	S3 Tm
(220) Abdullah Al Rawahi						
1	14:03:56.977	<b>1:05.021</b>	+2.566	23.650	18.838	22.533
2	14:05:00.417	<b>1:03.440</b>	+0.985	21.878	19.014	22.548
3	14:06:05.212	<b>1:04.795</b>	+2.340	23.705	18.693	22.397
4	14:07:08.437	<b>1:03.225</b>	+0.770	22.293	18.575	22.357
5	14:08:10.987	<b>1:02.550</b>	+0.095	21.781	18.489	22.280
6	14:09:14.222	<b>1:03.235</b>	+0.780	22.345	18.520	22.370
7	14:10:16.831	<b>1:02.609</b>	+0.154	21.852	18.486	22.271
8	14:11:19.286	<b>1:02.455</b>		<b>21.759</b>	<b>18.433</b>	<b>22.263</b>
9	14:12:22.038	<b>1:02.752</b>	+0.297	21.884	18.539	22.329

Lap	Time of Day	Lap Tm	Diff	S1 Tm	S2 Tm	S3 Tm
(222) Lars Lamborelle						
1	14:03:55.635	<b>1:03.963</b>	+1.782	22.811	18.768	22.384
2	14:04:59.741	<b>1:04.106</b>	+1.925	22.571	19.030	22.505
3	14:06:03.299	<b>1:03.558</b>	+1.377	22.608	18.552	22.398
4	14:07:06.125	<b>1:02.826</b>	+0.645	21.968	18.504	22.354
5	14:08:08.581	<b>1:02.456</b>	+0.275	21.727	18.470	22.259
6	14:09:10.898	<b>1:02.317</b>	+0.136	21.697	18.401	22.219
7	14:10:13.089	<b>1:02.191</b>	+0.010	<b>21.612</b>	18.404	22.175
8	14:11:15.328	<b>1:02.239</b>	+0.058	21.685	18.401	<b>22.153</b>
9	14:12:17.509	<b>1:02.181</b>		21.618	<b>18.379</b>	22.184

Lap	Time of Day	Lap Tm	Diff	S1 Tm	S2 Tm	S3 Tm
(248) Philip Vollstedt						
1	14:03:58.967	<b>1:06.392</b>	+3.952	24.176	19.161	23.055
2	14:05:03.356	<b>1:04.389</b>	+1.949	22.936	19.003	22.450
3	14:06:06.417	<b>1:03.061</b>	+0.621	22.183	18.627	22.251
4	14:07:09.170	<b>1:02.753</b>	+0.313	22.050	18.488	22.215
5	14:08:11.610	<b>1:02.440</b>		21.844	18.483	<b>22.113</b>
6	14:09:14.330	<b>1:02.720</b>	+0.280	21.958	18.505	22.257
7	14:10:17.133	<b>1:02.803</b>	+0.363	22.132	18.480	22.191
8	14:11:19.718	<b>1:02.585</b>	+0.145	21.870	<b>18.446</b>	22.269
9	14:12:22.258	<b>1:02.540</b>	+0.100	<b>21.788</b>	18.489	22.263

Lap	Time of Day	Lap Tm	Diff	S1 Tm	S2 Tm	S3 Tm
(299) Ilari Pispänen						
1	14:03:55.256	<b>1:03.798</b>	+1.690	22.620	18.749	22.429
2	14:05:00.520	<b>1:05.264</b>	+3.156	23.288	19.544	22.432
3	14:06:04.593	<b>1:04.073</b>	+1.965	23.139	18.668	22.266
4	14:07:07.144	<b>1:02.551</b>	+0.443	21.817	18.555	22.179
5	14:08:09.313	<b>1:02.169</b>	+0.061	21.691	<b>18.369</b>	<b>22.109</b>
6	14:09:11.435	<b>1:02.122</b>	+0.014	<b>21.580</b>	18.431	22.111
7	14:10:13.543	<b>1:02.108</b>		21.586	18.374	22.148
8	14:11:15.747	<b>1:02.204</b>	+0.096	21.690	18.392	22.122
9	14:12:17.939	<b>1:02.192</b>	+0.084	21.593	18.425	22.174

Lap	Time of Day	Lap Tm	Diff	S1 Tm	S2 Tm	S3 Tm
(340) Mason Morotta						
1	14:03:59.650	<b>1:07.123</b>	+4.253	25.105	19.360	22.658
2	14:05:03.575	<b>1:03.925</b>	+1.055	22.330	19.032	22.563
3	14:06:07.038	<b>1:03.463</b>	+0.593	22.145	18.947	<b>22.371</b>
4	14:07:09.992	<b>1:02.954</b>	+0.084	<b>21.854</b>	18.638	22.462
5	14:08:12.953	<b>1:02.961</b>	+0.091	21.924	18.665	22.372
6	14:09:15.948	<b>1:02.995</b>	+0.125	21.921	18.632	22.442
7	14:10:18.818	<b>1:02.870</b>		21.943	<b>18.550</b>	22.377
8	14:11:21.767	<b>1:02.949</b>	+0.079	21.883	18.628	22.438
9	14:12:24.664	<b>1:02.897</b>	+0.027	21.935	18.552	22.410

Lap	Time of Day	Lap Tm	Diff	S1 Tm	S2 Tm	S3 Tm
(302) Zack Clamandemelo						
1	14:03:56.713	<b>1:04.945</b>	+2.526	23.621	18.753	22.571
2	14:05:00.193	<b>1:03.480</b>	+1.061	21.967	19.042	22.471
3	14:06:03.225	<b>1:03.032</b>	+0.613	21.993	18.582	22.457
4	14:07:06.329	<b>1:03.104</b>	+0.685	22.124	18.642	22.338
5	14:08:08.835	<b>1:02.506</b>	+0.087	21.680	18.517	22.309
6	14:09:11.254	<b>1:02.419</b>		<b>21.672</b>	18.479	22.268
7	14:10:13.911	<b>1:02.657</b>	+0.238	21.941	18.483	<b>22.233</b>
8	14:11:16.365	<b>1:02.454</b>	+0.035	21.712	<b>18.469</b>	22.273
9	14:12:18.872	<b>1:02.507</b>	+0.088	21.725	18.491	22.291

Lap	Time of Day	Lap Tm	Diff	S1 Tm	S2 Tm	S3 Tm
(233) Petr Shchekochikhin						
1	14:03:58.506	<b>1:06.283</b>	+3.446	24.343	19.264	22.676
2	14:05:03.179	<b>1:04.673</b>	+1.836	22.547	19.566	22.560
3	14:06:07.555	<b>1:04.376</b>	+1.539	22.514	19.384	22.478
4	14:07:10.686	<b>1:03.131</b>	+0.294	22.025	18.704	22.402
5	14:08:13.847	<b>1:03.161</b>	+0.324	22.140	18.607	22.414
6	14:09:16					



# Rotax Euro Challenge 2014 Salbris/France

Rotax Seniors

Salbris 1,495 Km

RACE 8 Qualifying Heat 3 A-C

06.09.2014 14:00

Race (9 Laps) started at 14:02:51

Lap	Time of Day	Lap Tm	Diff	S1 Tm	S2 Tm	S3 Tm	Lap	Time of Day	Lap Tm	Diff	S1 Tm	S2 Tm	S3 Tm
<b>(336) Dorian Henrich</b>													
1	14:03:59.950	<b>1:07.087</b>	+4.157	24.590	19.886	22.611							
2	14:05:03.809	<b>1:03.859</b>	+0.929	22.290	18.960	22.609							
3	14:06:07.338	<b>1:03.529</b>	+0.599	22.052	19.071	22.406							
4	14:07:10.499	<b>1:03.161</b>	+0.231	22.049	18.767	22.345							
5	14:08:14.128	<b>1:03.629</b>	+0.699	22.467	18.720	22.442							
6	14:09:17.310	<b>1:03.182</b>	+0.252	22.032	18.769	22.381							
7	14:10:20.240	<b>1:02.930</b>		21.989	<b>18.639</b>	22.302							
8	14:11:23.185	<b>1:02.945</b>	+0.015	22.004	18.661	<b>22.280</b>							
9	14:12:26.317	<b>1:03.132</b>	+0.202	<b>21.982</b>	18.767	22.383							
<b>(339) Maxime Gimbert</b>													
1	14:04:00.310	<b>1:07.425</b>	+4.364	24.912	19.825	22.688							
2	14:05:04.301	<b>1:03.991</b>	+0.930	22.295	19.054	22.642							
3	14:06:08.007	<b>1:03.706</b>	+0.645	22.324	18.822	22.560							
4	14:07:11.293	<b>1:03.286</b>	+0.225	22.218	18.702	<b>22.366</b>							
5	14:08:14.694	<b>1:03.401</b>	+0.340	22.170	18.728	22.503							
6	14:09:17.755	<b>1:03.061</b>		<b>22.049</b>	18.629	22.383							
7	14:10:20.885	<b>1:03.130</b>	+0.069	22.083	18.675	22.372							
8	14:11:24.089	<b>1:03.204</b>	+0.143	22.201	18.623	22.380							
9	14:12:27.218	<b>1:03.129</b>	+0.068	22.117	<b>18.579</b>	22.433							
<b>(219) Marie Bakken</b>													
1	14:04:00.457	<b>1:07.392</b>	+4.077	24.887	19.799	22.706							
2	14:05:04.488	<b>1:04.031</b>	+0.716	22.436	18.910	22.685							
3	14:06:08.459	<b>1:03.971</b>	+0.656	22.497	18.899	22.575							
4	14:07:12.118	<b>1:03.659</b>	+0.344	22.341	18.784	22.534							
5	14:08:15.563	<b>1:03.445</b>	+0.130	<b>22.171</b>	18.689	22.585							
6	14:09:18.987	<b>1:03.424</b>	+0.109	22.319	<b>18.601</b>	22.504							
7	14:10:22.302	<b>1:03.315</b>		22.212	18.662	<b>22.441</b>							
8	14:11:25.809	<b>1:03.507</b>	+0.192	22.347	18.628	22.532							
9	14:12:29.287	<b>1:03.478</b>	+0.163	22.206	18.802	22.470							
<b>(223) Tom Grice</b>													
1	14:03:58.895	<b>1:06.780</b>	+4.240	24.883	19.025	22.872							
2	14:05:02.178	<b>1:03.283</b>	+0.743	22.283	18.706	22.294							
3	14:06:27.622	<b>1:25.444</b>	+22.904	42.828	20.034	22.582							
4	14:07:30.990	<b>1:03.368</b>	+0.828	22.200	18.611	22.557							
5	14:08:33.716	<b>1:02.726</b>	+0.186	21.910	18.510	22.306							
6	14:09:36.506	<b>1:02.790</b>	+0.250	22.014	18.512	22.264							
7	14:10:39.087	<b>1:02.581</b>	+0.041	<b>21.879</b>	18.478	22.224							
8	14:11:41.627	<b>1:02.540</b>		21.881	<b>18.449</b>	<b>22.210</b>							
9	14:12:44.547	<b>1:02.920</b>	+0.380	21.896	18.586	22.438							
<b>(226) Jessica Backman</b>													
1	14:03:57.420	<b>1:05.384</b>	+3.355	24.002	18.834	22.548							
2	14:05:00.646	<b>1:03.226</b>	+1.197	21.777	19.020	22.429							
3	14:06:48.275	<b>1:47.629</b>	+45.600	1:04.600	20.273	22.756							
4	14:07:50.944	<b>1:02.669</b>	+0.640	21.975	18.512	22.182							
5	14:08:53.168	<b>1:02.224</b>	+0.195	21.732	18.357	22.135							
6	14:09:55.334	<b>1:02.166</b>	+0.137	21.697	<b>18.300</b>	22.169							
7	14:10:57.414	<b>1:02.080</b>	+0.051	21.685	18.308	22.087							
8	14:11:59.443	<b>1:02.029</b>		21.664	18.300	<b>22.065</b>							
9	14:13:01.534	<b>1:02.091</b>	+0.062	<b>21.647</b>	18.348	22.096							
<b>(295) Joel Deputch</b>													
1	14:03:58.249	<b>1:06.469</b>	+2.056	24.073	19.282	23.114							
2	14:05:02.662	<b>1:04.413</b>		<b>23.008</b>	<b>19.072</b>	<b>22.333</b>							
<b>(255) Michael Cool</b>													
1	14:03:59.093	<b>1:06.757</b>	+3.041	24.761	19.128	22.868							
2	14:05:02.809	<b>1:03.716</b>		<b>22.380</b>	<b>18.950</b>	<b>22.386</b>							



# Rotax Euro Challenge 2014 Salbris/France

Rotax Seniors

Salbris 1,495 Km

RACE 9 Qualifying Heat 4 B-D

**-NEW 2-**

06.09.2014 14:20

Race (9 Laps) started at 14:22:46

Pos	No.	Name	Nat.	Chassis	Race Team	Laps	Total Tm	Diff	Best Tm	In Lap	km/h	Points
1	208	Glenn Van Parijs	BEL	Tonykart	Bouvin Power	9	9:24.498		1:02.200	8	86,527	0
2	286	Victor Oberg	SWE	Gillard	PDB Racing Team	9	9:24.686	0.188	1:02.185	9	86,548	2
3	289	Brett Ward	GBR	Kosmic	Aim Motorsport	9	9:25.039	0.541	1:02.178	9	86,558	3
4	224	Josh Price	GBR	Tonykart	Strawberry Racing	9	9:25.497	0.999	1:02.204	9	86,522	4
5	212	Pierce Lehane	GBR	Alonso	Dan Holland Racing	9	9:25.669	1.171	1:02.074	7	86,703	5
6	228	Nicolas Picot	FRA	Sodikart	Kart Pro Racing	9	9:27.999	3.501	1:02.450	8	86,181	6
7	204	Martin Mortensen	DNK	Tonykart	RS Competition	9	9:28.429	3.931	1:02.324	8	86,355	7
8	292	Benjamin Bailly	BEL	Tonykart	RS Competition	9	9:30.807	6.309	1:02.211	5	86,512	8
9	307	Lukasz Bartoszek	POL	CRG	CRG S.P.A.	9	9:33.735	9.237	1:02.744	5	85,777	9
10	242	Tom Meijer	NLD	Tonykart	Bouvin Power	9	9:35.019	10.521	1:02.433	5	86,204	10
11	260	Sam Smelt	GBR	Kosmic	Aim Motorsport	9	9:35.566	11.068	1:02.629	5	85,935	11
12	335	Kezia Santoso	IDN	Gillard	PDB Racing Team	9	9:36.381	11.883	1:02.990	7	85,442	12
13	324	Antoni Ptak	POL	Birel	KMS - Birel Motorsport	9	9:36.704	12.206	1:03.110	6	85,280	13
14	337	Christopher Dreyspring	DEU	DR	VPDR	9	9:37.131	12.633	1:02.587	7	85,992	14
15	309	Maxence Laurent	FRA	Flandria Kart	Flandria Competition Kart	9	9:37.477	12.979	1:03.179	4	85,187	15
16	240	Dan Roper	USA	Birel	KMS - Birel Motorsport	9	9:38.302	13.804	1:02.600	5	85,974	16
17	252	Glenn Rupp	DEU	Tonykart	RS Competition	2	2:13.849	7 Laps	1:05.141	2	82,621	17
18	230	Alessandro Trombelli	ITA	Kosmic	Sinergy Motorsport	1	1:07.880	8 Laps	1:07.714	1	79,481	18

**Not classified**

DQ	338	Vincent Jeanvoine	FRA	Tonykart	BRK Racing Team	9	9:31.153	DQ	1:02.570	5	86,016	22
----	-----	-------------------	-----	----------	-----------------	---	----------	----	----------	---	--------	----

**Announcements**

These results are provisional until the conclusion of any judicial and technical matters!

No. 240 warning board / time penalty 5 sec

No. 338 excluded from heat B-D / technical non conformity

Margin of Victory	Ø km/h	Best Lap Tm	km/h	Best Lap by
0.188	85,807	1:02.074	86,703	212 - Pierce Lehane

Official Timing [www.rgmmc.com](http://www.rgmmc.com)

Orbits

Timekeeping M. Wagner:

Clerk of the course Thomas Lainer:

[www.mylaps.com](http://www.mylaps.com)

Steward Horst Seidel:

Chief Scrutineer Paul Klaassen:

Licensed to: Motorsport Events

Printed: 06.09.2014 16:11:43

posted at:

h



# Rotax Euro Challenge 2014 Salbris/France

Rotax Seniors

Salbris 1,495 Km

RACE 9 Qualifying Heat 4 B-D

06.09.2014 14:20

Race (9 Laps) started at 14:22:46

Lap	Time of Day	Lap Tm	Diff	S1 Tm	S2 Tm	S3 Tm	Lap	Time of Day	Lap Tm	Diff	S1 Tm	S2 Tm	S3 Tm
<b>(208) Glenn Van Parijs</b>							<b>(204) Martin Mortensen</b>						
1	14:23:50.230	<b>1:04.078</b>	+1.878	22.871	18.658	22.549	1	14:23:53.158	<b>1:06.113</b>	+3.789	24.438	19.095	22.580
2	14:24:53.376	<b>1:03.146</b>	+0.946	22.102	18.663	22.381	2	14:24:56.516	<b>1:03.358</b>	+1.034	22.435	18.625	22.298
3	14:25:56.864	<b>1:03.488</b>	+1.288	22.348	18.758	22.382	3	14:25:59.312	<b>1:02.796</b>	+0.472	21.952	18.622	22.222
4	14:26:59.252	<b>1:02.388</b>	+0.188	21.694	18.435	22.259	4	14:27:01.843	<b>1:02.531</b>	+0.207	21.822	18.541	22.168
5	14:28:01.479	<b>1:02.227</b>	+0.027	<b>21.602</b>	18.395	22.230	5	14:28:04.202	<b>1:02.359</b>	+0.035	<b>21.670</b>	18.538	22.151
6	14:29:03.762	<b>1:02.283</b>	+0.083	21.738	18.355	<b>22.190</b>	6	14:29:07.281	<b>1:03.079</b>	+0.755	21.962	18.879	22.238
7	14:30:06.032	<b>1:02.270</b>	+0.070	21.724	18.322	22.224	7	14:30:09.755	<b>1:02.474</b>	+0.150	21.857	18.482	<b>22.135</b>
8	14:31:08.232	<b>1:02.200</b>		21.622	18.329	22.249	8	14:31:12.079	<b>1:02.324</b>		21.670	18.488	22.166
9	14:32:10.514	<b>1:02.282</b>	+0.082	21.676	<b>18.297</b>	22.309	9	14:32:14.445	<b>1:02.366</b>	+0.042	21.696	<b>18.435</b>	22.235

<b>(286) Victor Oberg</b>							<b>(292) Benjamin Bailly</b>						
1	14:23:49.837	<b>1:03.821</b>	+1.636	22.512	18.676	22.633	1	14:23:54.518	<b>1:07.943</b>	+5.732	25.525	19.402	23.016
2	14:24:53.031	<b>1:03.194</b>	+1.009	22.148	18.608	22.438	2	14:24:58.435	<b>1:03.917</b>	+1.706	22.866	18.689	22.362
3	14:25:55.974	<b>1:02.943</b>	+0.758	22.061	18.572	22.310	3	14:26:01.051	<b>1:02.616</b>	+0.405	21.817	18.463	22.336
4	14:26:58.627	<b>1:02.653</b>	+0.468	21.901	18.415	22.337	4	14:27:03.484	<b>1:02.433</b>	+0.222	21.781	18.433	22.219
5	14:28:01.191	<b>1:02.564</b>	+0.379	21.928	18.411	22.225	5	14:28:05.695	<b>1:02.211</b>		<b>21.605</b>	18.384	22.222
6	14:29:04.064	<b>1:02.873</b>	+0.688	22.302	18.376	22.195	6	14:29:08.205	<b>1:02.510</b>	+0.299	21.677	18.510	22.323
7	14:30:06.302	<b>1:02.238</b>	+0.053	21.714	<b>18.328</b>	22.196	7	14:30:11.011	<b>1:02.806</b>	+0.595	22.174	18.451	<b>22.181</b>
8	14:31:08.517	<b>1:02.215</b>	+0.030	21.678	18.357	<b>22.180</b>	8	14:31:14.394	<b>1:03.383</b>	+1.172	22.186	18.861	22.336
9	14:32:10.702	<b>1:02.185</b>		<b>21.654</b>	18.337	22.194	9	14:32:16.823	<b>1:02.429</b>	+0.218	21.856	<b>18.348</b>	22.225

<b>(289) Brett Ward</b>							<b>(338) Vincent Jeanvoine</b>						
1	14:23:50.576	<b>1:04.341</b>	+2.163	23.239	18.635	22.467	1	14:23:52.812	<b>1:06.279</b>	+3.709	23.974	19.404	22.901
2	14:24:53.779	<b>1:03.203</b>	+1.025	22.120	18.636	22.447	2	14:24:56.091	<b>1:03.279</b>	+0.709	22.172	18.627	22.480
3	14:25:57.048	<b>1:03.269</b>	+1.091	22.064	18.782	22.423	3	14:25:59.074	<b>1:02.983</b>	+0.413	21.986	18.587	22.410
4	14:26:59.472	<b>1:02.424</b>	+0.246	21.707	18.420	22.297	4	14:27:02.288	<b>1:03.214</b>	+0.644	22.375	18.542	22.297
5	14:28:01.751	<b>1:02.279</b>	+0.101	<b>21.611</b>	18.450	22.218	5	14:28:04.858	<b>1:02.570</b>		21.884	18.495	<b>22.191</b>
6	14:29:04.327	<b>1:02.576</b>	+0.398	21.821	18.499	22.256	6	14:29:08.106	<b>1:03.248</b>	+0.678	<b>21.827</b>	19.064	22.357
7	14:30:06.601	<b>1:02.274</b>	+0.096	21.640	18.390	22.244	7	14:30:11.329	<b>1:03.223</b>	+0.653	22.529	18.470	22.224
8	14:31:08.877	<b>1:02.276</b>	+0.098	21.699	18.360	22.217	8	14:31:14.594	<b>1:03.265</b>	+0.695	22.031	18.799	22.435
9	14:32:11.055	<b>1:02.178</b>		21.615	<b>18.351</b>	<b>22.212</b>	9	14:32:17.169	<b>1:02.575</b>	+0.005	21.885	<b>18.400</b>	22.290

<b>(224) Josh Price</b>							<b>(240) Dan Roper</b>						
1	14:23:50.342	<b>1:04.250</b>	+2.046	23.132	18.666	22.452	1	14:23:52.884	<b>1:06.268</b>	+3.668	24.142	19.497	22.629
2	14:24:53.581	<b>1:03.239</b>	+1.035	22.240	18.616	22.383	2	14:24:56.395	<b>1:03.511</b>	+0.911	22.335	18.720	22.456
3	14:25:57.553	<b>1:03.972</b>	+1.768	21.971	19.329	22.672	3	14:25:59.588	<b>1:03.193</b>	+0.593	22.301	18.584	22.308
4	14:27:00.235	<b>1:02.682</b>	+0.478	22.038	18.457	22.187	4	14:27:02.546	<b>1:02.958</b>	+0.358	22.025	18.629	22.304
5	14:28:02.543	<b>1:02.308</b>	+0.104	21.652	18.470	<b>22.186</b>	5	14:28:05.146	<b>1:02.600</b>		<b>21.805</b>	18.519	<b>22.276</b>
6	14:29:04.821	<b>1:02.278</b>	+0.074	21.620	18.444	22.214	6	14:29:08.971	<b>1:02.825</b>	+0.225	21.826	18.598	22.401
7	14:30:07.088	<b>1:02.267</b>	+0.063	21.619	18.446	22.202	7	14:30:11.838	<b>1:03.867</b>	+1.267	22.920	18.640	22.307
8	14:31:09.309	<b>1:02.221</b>	+0.017	<b>21.592</b>	18.442	22.187	8	14:31:15.272	<b>1:03.434</b>	+0.834	21.960	18.549	22.925
9	14:32:11.513	<b>1:02.204</b>		21.613	<b>18.377</b>	22.214	9	14:32:19.318	<b>1:04.046</b>	+1.446	23.133	<b>18.484</b>	22.429

<b>(212) Pierce Lehane</b>							<b>(307) Lukasz Bartoszuk</b>						
1	14:23:52.619	<b>1:06.342</b>	+4.268	24.345	19.436	22.561	1	14:23:53.066	<b>1:06.362</b>	+3.618	24.630	19.060	22.672
2	14:24:55.350	<b>1:02.731</b>	+0.657	21.906	18.489	22.336	2	14:24:56.855	<b>1:03.789</b>	+1.045	22.749	18.676	22.364
3	14:25:58.001	<b>1:02.651</b>	+0.577	21.816	18.563	22.272	3	14:25:59.845	<b>1:02.990</b>	+0.246	22.017	18.636	22.337
4	14:27:00.791	<b>1:02.790</b>	+0.716	22.034	18.560	22.196	4	14:27:02.768	<b>1:02.923</b>	+0.179	21.912	18.644	22.367
5	14:28:03.040	<b>1:02.249</b>	+0.175	21.677	18.432	<b>22.140</b>	5	14:28:05.512	<b>1:02.744</b>		21.937	<b>18.545</b>	<b>22.262</b>
6	14:29:05.251	<b>1:02.211</b>	+0.137	21.661	18.387	22.163	6	14:29:08.515	<b>1:03.003</b>	+0.259	22.104	18.616	22.283
7	14:30:07.325	<b>1:02.074</b>		<b>21.568</b>	18.352	22.154	7	14:30:12.135	<b>1:03.620</b>	+0.876	22.521	18.833	22.266
8	14:31:09.467	<b>1:02.142</b>	+0.068	21.575	18.386	22.181	8	14:31:15.429	<b>1:03.294</b>	+0.550	<b>21.861</b>	18.568	22.865
9	14:32:11.685	<b>1:02.218</b>	+0.144	21.691	<b>18.317</b>	22.210	9	14:32:19.751	<b>1:04.322</b>	+1.578	23.408	18.601	22.313

<b>(228) Nicolas Picot</b>							<b>(242) Tom Meijer</b>						
1	14:23:51.253	<b>1:04.812</b>	+2.362	23.523	18.812	22.477	1	14:23:54.627	<b>1:08.181</b>	+5.748	25.737	19.449	22.995
2	14:24:54.307	<b>1:03.054</b>	+0.604	22.077	18.630	22.347	2	14:25:00.127	<b>1:05.500</b>	+3.067	24.009	19.028	22.463
3	14:25:57.714	<b>1:03.407</b>	+0.957	21.875	18.804	22.728	3	14:26:03.502	<b>1:03.375</b>	+0.942	22.309	18.694	22.372
4	14:27:01.350	<b>1:03.636</b>	+1.186	22.699	18.629	22.308	4	14:27:05.993	<b>1:02.491</b>	+0.058	21.805	18.447	<b>22.239</b>
5	14:28:03.920	<b>1:02.570</b>	+0.120	21.801	18.513	22.256	5	14:28:08.426	<b>1:02.433</b>		<b>21.748</b>	18.429	22.256
6	14:29:06.491	<b>1:02.571</b>	+0.121	21.829	18.494	<b>22.248</b>	6	14:29:11.108	<b>1:02.682</b>	+0.249	21.856	18.525	22.301
7	14:30:09.016	<b>1:02.525</b>	+0.075	21.796	18.472	22.257	7	14:30:13.748	<b>1:02.640</b>	+0.207	21.923	<b>18.408</b>	22.309
8	14:31:11.466	<b>1:02.450</b>		<b>21.782</b>	<b>18.409</b>	22.259	8	14:31:16.221	<b>1:02.473</b>	+0.040	21.773	18.428	22.272
9	14:32:14.015	<b>1:02.549</b>	+0.099	21.796	18.466	22.287	9	14:32:21.035	<b>1:04.814</b>	+2.381	23.453	18.905	22.456

Official Timing www.rgmmc.com

Orbits

Timekeeping M. Wagner:

Clerk of the course Thomas Lainer:

www.mylaps.com

Steward Horst Seidel:

Chief Scrutineer Paul Klaassen:

Licensed to: Motorsport Events

Printed: 06.09.2014 14:33:22

posted at: h

Page 1/2



# Rotax Euro Challenge 2014 Salbris/France

Rotax Seniors

Salbris 1,495 Km

RACE 9 Qualifying Heat 4 B-D

06.09.2014 14:20

Race (9 Laps) started at 14:22:46

Lap	Time of Day	Lap Tm	Diff	S1 Tm	S2 Tm	S3 Tm	Lap	Time of Day	Lap Tm	Diff	S1 Tm	S2 Tm	S3 Tm
<b>(260) Sam Smelt</b>													
1	14:23:51.773	<b>1:05.419</b>	+2.790	23.955	18.867	22.597							
2	14:24:54.790	<b>1:03.017</b>	+0.388	21.989	18.658	22.370							
3	14:25:57.855	<b>1:03.065</b>	+0.436	22.059	18.648	22.358							
4	14:27:01.060	<b>1:03.205</b>	+0.576	22.097	18.797	22.311							
5	14:28:03.689	<b>1:02.629</b>		<b>21.742</b>	18.613	<b>22.274</b>							
6	14:29:07.885	<b>1:04.196</b>	+1.567	22.387	19.364	22.445							
7	14:30:10.838	<b>1:02.953</b>	+0.324	22.088	<b>18.535</b>	22.330							
8	14:31:15.210	<b>1:04.372</b>	+1.743	22.246	19.178	22.948							
9	14:32:21.582	<b>1:06.372</b>	+3.743	25.057	18.945	22.370							
<b>(335) Kezia Santoso</b>													
1	14:23:54.405	<b>1:07.613</b>	+4.623	24.634	19.781	23.198							
2	14:24:58.288	<b>1:03.883</b>	+0.893	22.482	18.804	22.597							
3	14:26:01.695	<b>1:03.407</b>	+0.417	22.229	18.643	22.535							
4	14:27:05.205	<b>1:03.510</b>	+0.520	22.552	<b>18.525</b>	22.433							
5	14:28:08.268	<b>1:03.063</b>	+0.073	<b>22.041</b>	18.606	22.416							
6	14:29:11.568	<b>1:03.300</b>	+0.310	22.294	18.581	22.425							
7	14:30:14.558	<b>1:02.990</b>		22.079	18.531	<b>22.380</b>							
8	14:31:18.260	<b>1:03.702</b>	+0.712	22.141	18.694	22.867							
9	14:32:22.397	<b>1:04.137</b>	+1.147	22.346	19.249	22.542							
<b>(324) Antoni Ptak</b>													
1	14:23:54.139	<b>1:07.357</b>	+4.247	24.921	19.454	22.982							
2	14:24:57.741	<b>1:03.602</b>	+0.492	22.206	18.856	22.540							
3	14:26:01.259	<b>1:03.518</b>	+0.408	22.107	18.718	22.693							
4	14:27:04.495	<b>1:03.236</b>	+0.126	<b>21.897</b>	18.749	22.590							
5	14:28:07.940	<b>1:03.445</b>	+0.335	22.257	18.702	22.486							
6	14:29:11.050	<b>1:03.110</b>		21.945	18.676	22.489							
7	14:30:14.370	<b>1:03.320</b>	+0.210	22.310	<b>18.608</b>	<b>22.402</b>							
8	14:31:18.187	<b>1:03.817</b>	+0.707	22.165	18.971	22.681							
9	14:32:22.720	<b>1:04.533</b>	+1.423	22.150	19.627	22.756							
<b>(337) Christopher Dreyspring</b>													
1	14:23:55.152	<b>1:08.782</b>	+6.195	26.157	19.856	22.769							
2	14:24:59.072	<b>1:03.920</b>	+1.333	22.829	18.672	22.419							
3	14:26:01.850	<b>1:02.778</b>	+0.191	21.872	18.523	22.383							
4	14:27:04.694	<b>1:02.844</b>	+0.257	22.085	18.495	22.264							
5	14:28:07.337	<b>1:02.643</b>	+0.056	21.840	18.497	22.306							
6	14:29:09.933	<b>1:02.596</b>	+0.009	21.795	18.471	22.330							
7	14:30:12.520	<b>1:02.587</b>		21.951	<b>18.413</b>	<b>22.223</b>							
8	14:31:15.504	<b>1:02.984</b>	+0.397	<b>21.744</b>	18.477	22.763							
9	14:32:23.147	<b>1:07.643</b>	+5.056	23.986	20.914	22.743							
<b>(309) Maxence Laurent</b>													
1	14:23:55.478	<b>1:08.424</b>	+5.245	25.341	20.093	22.990							
2	14:25:00.694	<b>1:05.216</b>	+2.037	23.090	19.499	22.627							
3	14:26:03.994	<b>1:03.300</b>	+0.121	22.221	18.679	<b>22.400</b>							
4	14:27:07.173	<b>1:03.179</b>		22.117	18.640	22.422							
5	14:28:10.415	<b>1:03.242</b>	+0.063	<b>22.073</b>	18.723	22.446							
6	14:29:13.833	<b>1:03.418</b>	+0.239	22.109	18.806	22.503							
7	14:30:17.056	<b>1:03.223</b>	+0.044	22.142	<b>18.601</b>	22.480							
8	14:31:20.271	<b>1:03.215</b>	+0.036	22.129	18.617	22.469							
9	14:32:23.493	<b>1:03.222</b>	+0.043	22.077	18.663	22.482							
<b>(252) Glenn Rupp</b>													
1	14:23:54.724	<b>1:08.053</b>	+2.912	26.102	19.259	22.692							
2	14:24:59.865	<b>1:05.141</b>		23.704	<b>18.940</b>	<b>22.497</b>							
<b>(230) Alessandro Trombelli</b>													
1	14:23:53.896	<b>1:07.714</b>		24.230	<b>20.612</b>	<b>22.872</b>							



# Rotax Euro Challenge 2014 Salbris/France

Rotax Seniors

Salbris 1,495 Km

RACE 13 Qualifying Heat 5 A-D

**-NEW-**

06.09.2014 16:20

Race (9 Laps) started at 16:24:22

Pos	No.	Name	Nat.	Chassis	Race Team	Laps	Total Tm	Diff	Best Tm	In Lap	km/h	Points
1	215	Harry Webb	GBR	Tonykart	Strawberry Racing	9	9:22.941		1:02.155	8	86,590	0
2	224	Josh Price	GBR	Tonykart	Strawberry Racing	9	9:25.255	2.314	1:02.331	9	86,345	2
3	205	Edward Brand	GBR	Intrepid	Intrepid Driver Program	9	9:26.000	3.059	1:02.266	9	86,436	3
4	299	Ilari Pispänen	FIN	Birel	KMS - Birel Motorsport	9	9:26.460	3.519	1:02.410	9	86,236	4
5	226	Jessica Backman	SWE	Tonykart	Strawberry Racing	9	9:27.266	4.325	1:02.124	9	86,633	5
6	212	Pierce Lehane	GBR	Alonso	Dan Holland Racing	9	9:28.529	5.588	1:02.240	9	86,472	6
7	295	Joel Deputch	FRA	FA Kart	Race Evo	9	9:29.596	6.655	1:02.480	7	86,140	7
8	220	Abdullah Al Rawahi	OMN	CRG	Msport Karting	9	9:29.968	7.027	1:02.532	8	86,068	8
9	230	Alessandro Trombelli	ITA	Kosmic	Sinergy Motorsport	9	9:30.357	7.416	1:02.524	7	86,079	9
10	223	Tom Grice	GBR	Tonykart	Coles Racing	9	9:33.985	11.044	1:02.661	8	85,891	10
11	337	Christopher Dreyspring	DEU	DR	VPDR	9	9:35.050	12.109	1:02.662	6	85,889	11
12	233	Petr Shchekochikhin	RUS	Tonykart	Protrain Racing	9	9:35.648	12.707	1:02.927	6	85,528	12
13	252	Glenn Rupp	DEU	Tonykart	RS Competition	9	9:35.960	13.019	1:02.824	4	85,668	13
14	324	Antoni Ptak	POL	Birel	KMS - Birel Motorsport	9	9:36.894	13.953	1:03.210	8	85,145	14
15	339	Maxime Gimbert	FRA	Kosmic	Matec Competition	9	9:38.649	15.708	1:03.274	8	85,059	15
16	309	Maxence Laurent	FRA	Flandria Kart	Flandria Competition Kart	9	9:39.367	16.426	1:03.310	5	85,010	16
17	242	Tom Meijer	NLD	Tonykart	Bouvin Power	9	9:44.138	21.197	1:02.524	6	86,079	17
18	292	Benjamin Bailly	BEL	Tonykart	RS Competition	6	6:23.261	3 Laps	1:02.748	5	85,772	18

Not classified

DNS	340	Mason Morotta	USA	Birel	KMS - Birel Motorsport			DNS		0	-	21
-----	-----	---------------	-----	-------	------------------------	--	--	-----	--	---	---	----

## Announcements

These results are provisional until the conclusion of any judicial and technical matters!

No. 242 time penalty 10 sec. / unfair driving

Margin of Victory	Ø km/h	Best Lap Tm	km/h	Best Lap by
2.314	86,045	1:02.124	86,633	226 - Jessica Backman

Official Timing [www.rgmmc.com](http://www.rgmmc.com)

Orbits

Timekeeping M. Wagner:

Clerk of the course Thomas Lainer:

[www.mylaps.com](http://www.mylaps.com)

Steward Horst Seidel:

Chief Scrutineer Paul Klaassen:

Licensed to: Motorsport Events

Printed: 06.09.2014 17:36:43

posted at:

h



# Rotax Euro Challenge 2014 Salbris/France

Rotax Seniors

Salbris 1,495 Km

RACE 13 Qualifying Heat 5 A-D

06.09.2014 16:20

Race (9 Laps) started at 16:24:22

Lap	Time of Day	Lap Tm	Diff	S1 Tm	S2 Tm	S3 Tm
<b>(215) Harry Webb</b>						
1	16:25:26.529	<b>1:03.977</b>	+1.822	22.723	18.689	22.565
2	16:26:29.415	<b>1:02.886</b>	+0.731	22.020	18.552	22.314
3	16:27:32.048	<b>1:02.633</b>	+0.478	21.870	18.501	22.262
4	16:28:34.383	<b>1:02.335</b>	+0.180	21.758	18.408	22.169
5	16:29:36.689	<b>1:02.306</b>	+0.151	21.701	18.449	<b>22.156</b>
6	16:30:38.881	<b>1:02.192</b>	+0.037	<b>21.630</b>	18.395	22.167
7	16:31:41.095	<b>1:02.214</b>	+0.059	21.679	18.366	22.169
8	16:32:43.250	<b>1:02.155</b>		21.642	<b>18.312</b>	22.201
9	16:33:45.493	<b>1:02.243</b>	+0.088	21.682	18.334	22.227

Lap	Time of Day	Lap Tm	Diff	S1 Tm	S2 Tm	S3 Tm
<b>(295) Joel Deputch</b>						
1	16:25:27.985	<b>1:04.977</b>	+2.497	23.293	18.982	22.702
2	16:26:32.354	<b>1:04.369</b>	+1.889	22.890	19.004	22.475
3	16:27:35.799	<b>1:03.445</b>	+0.965	22.432	18.638	22.375
4	16:28:38.623	<b>1:02.824</b>	+0.344	21.985	18.587	22.252
5	16:29:41.483	<b>1:02.860</b>	+0.380	21.938	18.642	22.280
6	16:30:44.548	<b>1:03.065</b>	+0.585	21.865	18.871	22.329
7	16:31:47.028	<b>1:02.480</b>		<b>21.793</b>	18.474	<b>22.213</b>
8	16:32:49.595	<b>1:02.567</b>	+0.087	21.813	18.489	22.265
9	16:33:52.148	<b>1:02.553</b>	+0.073	21.850	<b>18.456</b>	22.247

Lap	Time of Day	Lap Tm	Diff	S1 Tm	S2 Tm	S3 Tm
<b>(224) Josh Price</b>						
1	16:25:27.031	<b>1:04.398</b>	+2.067	23.204	18.704	22.490
2	16:26:30.165	<b>1:03.134</b>	+0.803	22.062	18.731	22.341
3	16:27:33.053	<b>1:02.888</b>	+0.557	21.946	18.656	22.286
4	16:28:35.711	<b>1:02.658</b>	+0.327	21.851	18.578	22.229
5	16:29:38.175	<b>1:02.464</b>	+0.133	21.732	18.500	22.232
6	16:30:40.616	<b>1:02.441</b>	+0.110	21.759	18.463	22.219
7	16:31:43.097	<b>1:02.481</b>	+0.150	21.792	18.474	<b>22.215</b>
8	16:32:45.476	<b>1:02.379</b>	+0.048	<b>21.725</b>	18.409	22.245
9	16:33:47.807	<b>1:02.331</b>		21.727	<b>18.363</b>	22.241

Lap	Time of Day	Lap Tm	Diff	S1 Tm	S2 Tm	S3 Tm
<b>(220) Abdullah Al Rawahi</b>						
1	16:25:28.175	<b>1:05.075</b>	+2.543	23.343	18.935	22.797
2	16:26:32.038	<b>1:03.863</b>	+1.331	22.523	18.809	22.531
3	16:27:35.134	<b>1:03.096</b>	+0.564	22.047	18.614	22.435
4	16:28:37.981	<b>1:02.847</b>	+0.315	21.943	18.538	22.366
5	16:29:42.030	<b>1:04.049</b>	+1.517	22.453	19.176	22.420
6	16:30:44.779	<b>1:02.749</b>	+0.217	21.925	18.505	22.319
7	16:31:47.386	<b>1:02.607</b>	+0.075	21.827	18.525	<b>22.255</b>
8	16:32:49.918	<b>1:02.532</b>		<b>21.780</b>	<b>18.429</b>	22.323
9	16:33:52.520	<b>1:02.602</b>	+0.070	21.849	18.445	22.308

Lap	Time of Day	Lap Tm	Diff	S1 Tm	S2 Tm	S3 Tm
<b>(205) Edward Brand</b>						
1	16:25:27.514	<b>1:04.717</b>	+2.451	23.175	18.955	22.587
2	16:26:30.564	<b>1:03.050</b>	+0.784	22.021	18.662	22.367
3	16:27:33.452	<b>1:02.888</b>	+0.622	21.941	18.699	22.248
4	16:28:36.107	<b>1:02.655</b>	+0.389	21.844	18.585	22.226
5	16:29:38.645	<b>1:02.538</b>	+0.272	21.808	18.461	22.269
6	16:30:41.067	<b>1:02.422</b>	+0.156	21.773	18.427	22.222
7	16:31:43.862	<b>1:02.795</b>	+0.529	21.960	18.588	22.247
8	16:32:46.286	<b>1:02.424</b>	+0.158	<b>21.692</b>	18.452	22.280
9	16:33:48.552	<b>1:02.266</b>		21.720	<b>18.362</b>	<b>22.184</b>

Lap	Time of Day	Lap Tm	Diff	S1 Tm	S2 Tm	S3 Tm
<b>(230) Alessandro Trombelli</b>						
1	16:25:28.271	<b>1:05.267</b>	+2.743	23.769	18.875	22.623
2	16:26:32.636	<b>1:04.365</b>	+1.841	23.045	18.771	22.549
3	16:27:35.873	<b>1:03.237</b>	+0.713	22.327	18.670	22.240
4	16:28:39.158	<b>1:03.285</b>	+0.761	22.117	18.933	22.235
5	16:29:42.142	<b>1:02.984</b>	+0.460	21.889	18.666	22.429
6	16:30:45.040	<b>1:02.898</b>	+0.374	22.208	18.499	<b>22.191</b>
7	16:31:47.564	<b>1:02.524</b>		<b>21.785</b>	18.502	22.237
8	16:32:50.282	<b>1:02.718</b>	+0.194	21.989	<b>18.471</b>	22.258
9	16:33:52.909	<b>1:02.627</b>	+0.103	21.856	18.497	22.274

Lap	Time of Day	Lap Tm	Diff	S1 Tm	S2 Tm	S3 Tm
<b>(299) Ilari Pispänen</b>						
1	16:25:26.846	<b>1:04.189</b>	+1.779	22.851	18.815	22.523
2	16:26:30.395	<b>1:03.549</b>	+1.139	22.400	18.732	22.417
3	16:27:33.289	<b>1:02.894</b>	+0.484	21.947	18.663	22.284
4	16:28:36.337	<b>1:03.048</b>	+0.638	22.158	18.591	22.299
5	16:29:38.857	<b>1:02.520</b>	+0.110	21.731	18.525	22.264
6	16:30:41.275	<b>1:02.418</b>	+0.008	21.733	18.471	22.214
7	16:31:43.691	<b>1:02.416</b>	+0.006	<b>21.674</b>	<b>18.421</b>	22.321
8	16:32:46.602	<b>1:02.911</b>	+0.501	22.079	18.524	22.308
9	16:33:49.012	<b>1:02.410</b>		21.777	18.423	<b>22.210</b>

Lap	Time of Day	Lap Tm	Diff	S1 Tm	S2 Tm	S3 Tm
<b>(223) Tom Grice</b>						
1	16:25:28.844	<b>1:05.585</b>	+2.924	24.158	18.888	22.539
2	16:26:32.971	<b>1:04.127</b>	+1.466	23.068	18.658	22.401
3	16:27:36.654	<b>1:03.683</b>	+1.022	22.438	18.619	22.626
4	16:28:40.641	<b>1:03.987</b>	+1.326	22.142	19.196	22.649
5	16:29:44.420	<b>1:03.779</b>	+1.118	22.877	18.593	22.309
6	16:30:47.179	<b>1:02.759</b>	+0.098	21.900	18.553	<b>22.306</b>
7	16:31:49.942	<b>1:02.763</b>	+0.102	<b>21.784</b>	18.619	22.360
8	16:32:52.603	<b>1:02.661</b>		21.880	<b>18.462</b>	22.319
9	16:33:56.537	<b>1:03.934</b>	+1.273	22.578	18.879	22.477

Lap	Time of Day	Lap Tm	Diff	S1 Tm	S2 Tm	S3 Tm
<b>(226) Jessica Backman</b>						
1	16:25:28.446	<b>1:05.269</b>	+3.145	23.834	18.805	22.630
2	16:26:32.446	<b>1:04.000</b>	+1.876	22.606	18.918	22.476
3	16:27:35.300	<b>1:02.854</b>	+0.730	22.136	18.510	22.208
4	16:28:38.129	<b>1:02.829</b>	+0.705	21.913	18.647	22.269
5	16:29:40.861	<b>1:02.732</b>	+0.608	22.071	18.416	22.245
6	16:30:43.220	<b>1:02.359</b>	+0.235	21.790	18.388	22.181
7	16:31:45.496	<b>1:02.276</b>	+0.152	21.796	18.336	<b>22.144</b>
8	16:32:47.694	<b>1:02.198</b>	+0.074	21.710	18.334	22.154
9	16:33:49.818	<b>1:02.124</b>		<b>21.662</b>	<b>18.301</b>	22.161

Lap	Time of Day	Lap Tm	Diff	S1 Tm	S2 Tm	S3 Tm
<b>(242) Tom Meijer</b>						
1	16:25:29.887	<b>1:06.430</b>	+3.906	24.762	18.938	22.730
2	16:26:35.094	<b>1:05.207</b>	+2.683	23.003	19.545	22.659
3	16:27:38.142	<b>1:03.048</b>	+0.524	22.053	18.662	22.333
4	16:28:40.816	<b>1:02.674</b>	+0.150	21.965	18.455	22.254
5	16:29:44.040	<b>1:03.224</b>	+0.700	22.507	18.475	<b>22.242</b>
6	16:30:46.564	<b>1:02.524</b>		<b>21.833</b>	<b>18.441</b>	22.250
7	16:31:50.033	<b>1:03.469</b>	+0.945	21.872	18.998	22.599
8	16:32:52.767	<b>1:02.734</b>	+0.210	21.962	18.481	22.291
9	16:33:56.690	<b>1:03.923</b>	+1.399	22.596	18.793	22.534

Lap	Time of Day	Lap Tm	Diff	S1 Tm	S2 Tm	S3 Tm
<b>(212) Pierce Lehane</b>						
1	16:25:28.587	<b>1:05.501</b>	+3.261	24.074	18.867	22.560
2	16:26:32.766	<b>1:04.179</b>	+1.939	23.075	18.587	22.517
3	16:27:36.055	<b>1:03.289</b>	+1.049	22.424	18.593	22.272
4	16:28:38.901	<b>1:02.846</b>	+0.606	22.026	18.676	<b>22.144</b>
5	16:29:41.745	<b>1:02.844</b>	+0.604	21.854	18.770	22.220
6	16:30:44.245	<b>1:02.500</b>	+0.260	21.729	18.542	22.229
7	16:31:46.582	<b>1:02.337</b>	+0.097	21.771	18.353	22.213
8	16:32:48.841	<b>1:02.259</b>	+0.019	<b>21.710</b>	18.344	22.205
9	16:33:51.081	<b>1:02.240</b>		21.749	<b>18.275</b>	22.216

Lap	Time of Day	Lap Tm	Diff	S1 Tm	S2 Tm	S3 Tm
<b>(337) Christopher Dreyspring</b>						
1	16:25:29.548	<b>1:06.165</b>	+3.503	24.436	19.006	22.723
2	16:26:33.819	<b>1:04.271</b>	+1.609	22.972	18.774	22.525
3	16:27:36.935	<b>1:03.116</b>	+0.454	22.138	18.602	22.376
4	16:28:40.487	<b>1:03.552</b>	+0.890	22.156	19.003	22.393
5	16:29:43.693	<b>1:03.206</b>	+0.544	22.456	18.468	<b>22.282</b>
6	16:30:46.355	<b>1:02.662</b>		21.926	<b>18.435</b>	22.301
7						





# Rotax Euro Challenge 2014 Salbris/France

Rotax Seniors

Salbris 1,495 Km

RACE 13 Qualifying Heat 5 A-D

06.09.2014 16:20

Race (9 Laps) started at 16:24:22

Lap	Time of Day	Lap Tm	Diff	S1 Tm	S2 Tm	S3 Tm	Lap	Time of Day	Lap Tm	Diff	S1 Tm	S2 Tm	S3 Tm
<b>(233) Petr Shchekochikhin</b>													
1	16:25:29.220	1:05.840	+2.913	24.276	18.818	22.746							
2	16:26:35.418	1:06.198	+3.271	23.588	19.308	23.302							
3	16:27:38.827	1:03.409	+0.482	22.272	18.666	22.471							
4	16:28:41.855	1:03.028	+0.101	21.980	18.565	22.483							
5	16:29:45.121	1:03.266	+0.339	22.362	18.526	22.378							
6	16:30:48.048	1:02.927		22.054	18.454	22.419							
7	16:31:51.241	1:03.193	+0.266	22.029	18.462	22.702							
8	16:32:54.226	1:02.985	+0.058	22.052	18.498	22.435							
9	16:33:58.200	1:03.974	+1.047	22.039	19.239	22.696							
<b>(252) Glenn Rupp</b>													
1	16:25:31.120	1:07.216	+4.392	24.993	19.471	22.752							
2	16:26:35.582	1:04.462	+1.638	22.328	19.196	22.938							
3	16:27:39.309	1:03.727	+0.903	22.629	18.703	22.395							
4	16:28:42.133	1:02.824		21.930	18.613	22.281							
5	16:29:45.401	1:03.268	+0.444	22.339	18.648	22.281							
6	16:30:48.264	1:02.863	+0.039	21.956	18.595	22.312							
7	16:31:51.636	1:03.372	+0.548	22.052	18.664	22.656							
8	16:32:54.648	1:03.012	+0.188	22.070	18.585	22.357							
9	16:33:58.512	1:03.864	+1.040	22.089	18.887	22.888							
<b>(324) Antoni Ptak</b>													
1	16:25:30.015	1:05.961	+2.751	24.254	19.032	22.675							
2	16:26:35.485	1:05.470	+2.260	23.035	19.235	23.200							
3	16:27:39.638	1:04.153	+0.943	22.497	19.082	22.574							
4	16:28:42.875	1:03.237	+0.027	22.058	18.652	22.527							
5	16:29:46.175	1:03.300	+0.090	22.144	18.698	22.458							
6	16:30:49.484	1:03.309	+0.099	22.094	18.724	22.491							
7	16:31:52.926	1:03.442	+0.232	22.283	18.667	22.492							
8	16:32:56.136	1:03.210		22.044	18.663	22.503							
9	16:33:59.446	1:03.310	+0.100	22.229	18.582	22.499							
<b>(339) Maxime Gimbert</b>													
1	16:25:30.951	1:07.117	+3.843	24.787	19.353	22.977							
2	16:26:35.743	1:04.792	+1.518	22.827	19.072	22.893							
3	16:27:40.165	1:04.422	+1.148	22.643	18.866	22.913							
4	16:28:44.098	1:03.933	+0.659	22.686	18.768	22.479							
5	16:29:47.776	1:03.678	+0.404	22.215	18.781	22.682							
6	16:30:51.073	1:03.297	+0.023	22.166	18.634	22.497							
7	16:31:54.522	1:03.449	+0.175	22.162	18.823	22.464							
8	16:32:57.796	1:03.274		22.136	18.645	22.493							
9	16:34:01.201	1:03.405	+0.131	22.297	18.591	22.517							
<b>(309) Maxence Laurent</b>													
1	16:25:31.333	1:07.114	+3.804	24.519	19.792	22.803							
2	16:26:35.901	1:04.568	+1.258	22.601	19.020	22.947							
3	16:27:40.036	1:04.135	+0.825	22.666	18.795	22.674							
4	16:28:43.577	1:03.541	+0.231	22.311	18.682	22.548							
5	16:29:46.887	1:03.310		22.218	18.627	22.465							
6	16:30:50.661	1:03.774	+0.464	22.271	18.948	22.555							
7	16:31:54.197	1:03.536	+0.226	22.236	18.733	22.567							
8	16:32:57.562	1:03.365	+0.055	22.230	18.691	22.444							
9	16:34:01.919	1:04.357	+1.047	22.929	18.815	22.613							
<b>(292) Benjamin Bailly</b>													
1	16:25:29.715	1:06.059	+3.311	24.332	19.013	22.714							
2	16:26:33.298	1:03.583	+0.835	22.477	18.728	22.378							
3	16:27:36.738	1:03.440	+0.692	22.330	18.644	22.466							
4	16:28:40.098	1:03.360	+0.612	22.197	18.811	22.352							
5	16:29:42.846	1:02.748		21.880	18.534	22.334							
6	16:30:45.813	1:02.967	+0.219	22.031	18.532	22.404							



# Rotax Euro Challenge 2014 Salbris/France

Rotax Seniors

Salbris 1,495 Km

RACE 14 Qualifying Heat 6 B-C

**-NEW-**

06.09.2014 16:40

Race (9 Laps) started at 16:42:43

Pos	No.	Name	Nat.	Chassis	Race Team	Laps	Total Tm	Diff	Best Tm	In Lap	km/h	Points
1	208	Glenn Van Parijs	BEL	Tonykart	Bouvin Power	9	9:25.217		1:02.340	8	86,333	0
2	222	Lars Lamborelle	NLD	Tonykart	Strawberry Racing	9	9:26.712	1.495	1:02.333	6	86,343	2
3	286	Victor Oberg	SWE	Gillard	PDB Racing Team	9	9:26.911	1.694	1:02.272	8	86,427	3
4	303	Guan Yu Zhou	GBR	Tonykart	Strawberry Racing	9	9:27.035	1.818	1:02.249	6	86,459	4
5	258	Vincent Fraisse	FRA	Sodikart	Sodikart	9	9:28.020	2.803	1:02.348	9	86,322	5
6	228	Nicolas Picot	FRA	Sodikart	Kart Pro Racing	9	9:28.790	3.573	1:02.466	8	86,159	6
7	289	Brett Ward	GBR	Kosmic	Aim Motorsport	9	9:29.174	3.957	1:02.109	7	86,654	7
8	204	Martin Mortensen	DNK	Tonykart	RS Competition	9	9:31.588	6.371	1:02.522	9	86,082	8
9	307	Lukasz Bartoszek	POL	CRG	CRG S.P.A.	9	9:32.021	6.804	1:02.500	8	86,112	9
10	235	Eva Benes	FRA	Kosmic	PKS	9	9:32.373	7.156	1:02.446	8	86,186	10
11	240	Dan Roper	USA	Birel	KMS - Birel Motorsport	9	9:33.145	7.928	1:02.662	8	85,889	11
12	255	Michael Cool	BEL	Tonykart	Bouvin Power	9	9:35.606	10.389	1:02.769	8	85,743	12
13	338	Vincent Jeanvoine	FRA	Tonykart	BRK Racing Team	9	9:35.701	10.484	1:02.841	4	85,645	13
14	336	Dorian Henrich	DEU	Tonykart	RS Competition	9	9:35.902	10.685	1:03.070	8	85,334	14
15	335	Kezia Santoso	IDN	Gillard	PDB Racing Team	9	9:36.170	10.953	1:03.120	8	85,266	15
16	260	Sam Smelt	GBR	Kosmic	Aim Motorsport	9	9:36.386	11.169	1:02.818	9	85,676	16
17	219	Marie Bakken	NOR	Gillard	PDB Racing Team	9	10:02.002	36.785	1:03.613	8	84,605	17
18	248	Philip Vollstedt	DNK	Tonykart	RS Competition		11.131	9 Laps		0	-	18
19	302	Zack Clamandemelo	CAN	Intrepid	Intrepid Driver Program					0	-	19

## Announcements

These results are provisional until the conclusion of any judicial and technical matters!  
No. 248 time penalty 10 sec. / unfair driving

Margin of Victory	Ø km/h	Best Lap Tm	km/h	Best Lap by
1.495	85,698	1:02.109	86,654	289 - Brett Ward

Official Timing [www.rgmmc.com](http://www.rgmmc.com)

Orbits

Timekeeping M. Wagner:

Clerk of the course Thomas Lainer:

[www.mylaps.com](http://www.mylaps.com)

Steward Horst Seidel:

Chief Scrutineer Paul Klaassen:

Licensed to: Motorsport Events

Printed: 06.09.2014 17:54:43

posted at:

h



# Rotax Euro Challenge 2014 Salbris/France

## Rotax Seniors

## Salbris 1,495 Km

### RACE 14 Qualifying Heat 6 B-C

### 06.09.2014 16:40

#### Race (9 Laps) started at 16:42:43

Lap	Time of Day	Lap Tm	Diff	S1 Tm	S2 Tm	S3 Tm
<b>(208) Glenn Van Parijs</b>						
1	16:43:48.314	<b>1:04.301</b>	+1.961	22.895	18.705	22.701
2	16:44:51.676	<b>1:03.362</b>	+1.022	22.141	18.656	22.565
3	16:45:54.423	<b>1:02.747</b>	+0.407	21.873	18.492	22.382
4	16:46:56.967	<b>1:02.544</b>	+0.204	21.786	18.433	22.325
5	16:47:59.527	<b>1:02.560</b>	+0.220	21.729	18.456	22.375
6	16:49:02.038	<b>1:02.511</b>	+0.171	21.699	18.442	22.370
7	16:50:04.440	<b>1:02.402</b>	+0.062	21.746	18.387	22.269
8	16:51:06.780	<b>1:02.340</b>		21.703	18.384	<b>22.253</b>
9	16:52:09.129	<b>1:02.349</b>	+0.009	<b>21.689</b>	<b>18.370</b>	22.290

Lap	Time of Day	Lap Tm	Diff	S1 Tm	S2 Tm	S3 Tm
<b>(222) Lars Lamborelle</b>						
1	16:43:48.895	<b>1:04.722</b>	+2.389	23.310	18.779	22.633
2	16:44:52.161	<b>1:03.266</b>	+0.933	22.016	18.720	22.530
3	16:45:55.156	<b>1:02.995</b>	+0.662	22.039	18.583	22.373
4	16:46:57.635	<b>1:02.479</b>	+0.146	21.740	<b>18.452</b>	22.287
5	16:48:00.062	<b>1:02.427</b>	+0.094	21.680	18.495	22.252
6	16:49:02.395	<b>1:02.333</b>		21.678	18.452	<b>22.203</b>
7	16:50:04.950	<b>1:02.555</b>	+0.222	21.825	18.499	22.231
8	16:51:07.329	<b>1:02.379</b>	+0.046	<b>21.669</b>	18.471	22.239
9	16:52:10.624	<b>1:03.295</b>	+0.962	21.770	18.750	22.775

Lap	Time of Day	Lap Tm	Diff	S1 Tm	S2 Tm	S3 Tm
<b>(286) Victor Oberg</b>						
1	16:43:48.061	<b>1:04.149</b>	+1.877	22.723	18.765	22.661
2	16:44:51.834	<b>1:03.773</b>	+1.501	22.499	18.698	22.576
3	16:45:54.581	<b>1:02.747</b>	+0.475	21.910	18.502	22.335
4	16:46:57.163	<b>1:02.582</b>	+0.310	21.832	18.444	22.306
5	16:47:59.657	<b>1:02.494</b>	+0.222	21.691	18.479	22.324
6	16:49:02.197	<b>1:02.540</b>	+0.268	21.823	18.406	22.311
7	16:50:05.212	<b>1:03.015</b>	+0.743	22.327	18.433	22.255
8	16:51:07.484	<b>1:02.272</b>		<b>21.629</b>	<b>18.402</b>	<b>22.241</b>
9	16:52:10.823	<b>1:03.339</b>	+1.067	21.807	18.664	22.868

Lap	Time of Day	Lap Tm	Diff	S1 Tm	S2 Tm	S3 Tm
<b>(303) Guan Yu Zhou</b>						
1	16:43:48.503	<b>1:04.448</b>	+2.199	23.068	18.767	22.613
2	16:44:52.012	<b>1:03.509</b>	+1.260	22.226	18.724	22.559
3	16:45:55.695	<b>1:03.683</b>	+1.434	22.326	18.900	22.457
4	16:46:58.244	<b>1:02.549</b>	+0.300	21.759	18.465	22.325
5	16:48:00.503	<b>1:02.259</b>	+0.010	<b>21.564</b>	<b>18.428</b>	22.267
6	16:49:02.752	<b>1:02.249</b>		21.595	18.453	22.201
7	16:50:05.430	<b>1:02.678</b>	+0.429	21.980	18.518	<b>22.180</b>
8	16:51:07.751	<b>1:02.321</b>	+0.072	21.623	18.464	22.234
9	16:52:10.947	<b>1:03.196</b>	+0.947	21.711	18.619	22.866

Lap	Time of Day	Lap Tm	Diff	S1 Tm	S2 Tm	S3 Tm
<b>(258) Vincent Fraisse</b>						
1	16:43:50.387	<b>1:05.967</b>	+3.619	24.546	18.924	22.497
2	16:44:53.554	<b>1:03.167</b>	+0.819	22.093	18.624	22.450
3	16:45:56.365	<b>1:02.811</b>	+0.463	21.916	18.607	22.288
4	16:46:59.477	<b>1:03.112</b>	+0.764	22.081	18.540	22.491
5	16:48:02.245	<b>1:02.768</b>	+0.420	22.099	<b>18.386</b>	22.283
6	16:49:04.728	<b>1:02.483</b>	+0.135	21.845	18.453	22.185
7	16:50:07.175	<b>1:02.447</b>	+0.099	21.820	18.422	22.205
8	16:51:09.584	<b>1:02.409</b>	+0.061	21.823	18.424	<b>22.162</b>
9	16:52:11.932	<b>1:02.348</b>		<b>21.749</b>	18.420	22.179

Lap	Time of Day	Lap Tm	Diff	S1 Tm	S2 Tm	S3 Tm
<b>(228) Nicolas Picot</b>						
1	16:43:49.392	<b>1:04.969</b>	+2.503	23.595	18.796	22.578
2	16:44:52.546	<b>1:03.154</b>	+0.688	22.049	18.642	22.463
3	16:45:55.956	<b>1:03.410</b>	+0.944	22.182	18.723	22.505
4	16:46:59.175	<b>1:03.219</b>	+0.753	22.162	18.667	22.390
5	16:48:02.481	<b>1:03.306</b>	+0.840	22.470	18.582	22.254
6	16:49:05.213	<b>1:02.732</b>	+0.266	<b>21.739</b>	18.622	22.371
7	16:50:07.757	<b>1:02.544</b>	+0.078	21.804	18.499	22.241
8	16:51:10.223	<b>1:02.466</b>		21.793	<b>18.437</b>	22.236
9	16:52:12.702	<b>1:02.479</b>	+0.013	21.786	18.459	<b>22.234</b>

Lap	Time of Day	Lap Tm	Diff	S1 Tm	S2 Tm	S3 Tm
<b>(289) Brett Ward</b>						
1	16:43:49.012	<b>1:04.879</b>	+2.770	23.251	19.025	22.603
2	16:44:52.306	<b>1:03.294</b>	+1.185	21.986	18.798	22.510
3	16:45:55.826	<b>1:03.520</b>	+1.411	22.187	18.841	22.492
4	16:46:59.324	<b>1:03.498</b>	+1.389	22.393	18.649	22.456
5	16:48:04.255	<b>1:04.931</b>	+2.822	23.376	19.169	22.386
6	16:49:06.532	<b>1:02.277</b>	+0.168	21.746	18.331	22.200
7	16:50:08.641	<b>1:02.109</b>		21.675	<b>18.315</b>	22.119
8	16:51:10.787	<b>1:02.146</b>	+0.037	21.707	18.331	<b>22.108</b>
9	16:52:13.086	<b>1:02.299</b>	+0.190	<b>21.619</b>	18.479	22.201

Lap	Time of Day	Lap Tm	Diff	S1 Tm	S2 Tm	S3 Tm
<b>(204) Martin Mortensen</b>						
1	16:43:51.579	<b>1:06.462</b>	+3.940	25.082	18.802	22.578
2	16:44:54.385	<b>1:02.806</b>	+0.284	21.860	18.658	22.288
3	16:45:57.687	<b>1:03.302</b>	+0.780	21.927	18.839	22.536
4	16:47:00.286	<b>1:02.599</b>	+0.077	21.827	18.537	22.235
5	16:48:04.841	<b>1:04.555</b>	+2.033	22.603	19.273	22.679
6	16:49:07.704	<b>1:02.863</b>	+0.341	21.782	18.788	22.293
7	16:50:10.321	<b>1:02.617</b>	+0.095	21.829	18.600	<b>22.188</b>
8	16:51:12.978	<b>1:02.657</b>	+0.135	<b>21.775</b>	18.550	22.332
9	16:52:15.500	<b>1:02.522</b>		21.786	<b>18.506</b>	22.230

Lap	Time of Day	Lap Tm	Diff	S1 Tm	S2 Tm	S3 Tm
<b>(307) Lukasz Bartoszuk</b>						
1	16:43:50.678	<b>1:05.793</b>	+3.293	24.281	18.832	22.680
2	16:44:53.980	<b>1:03.302</b>	+0.802	22.197	18.662	22.443
3	16:45:56.996	<b>1:03.016</b>	+0.516	21.989	18.707	22.320
4	16:46:59.868	<b>1:02.872</b>	+0.372	21.937	18.598	22.337
5	16:48:04.605	<b>1:04.737</b>	+2.237	22.910	19.276	22.551
6	16:49:08.326	<b>1:03.721</b>	+1.221	21.898	19.177	22.646
7	16:50:10.863	<b>1:02.537</b>	+0.037	21.869	18.465	<b>22.203</b>
8	16:51:13.363	<b>1:02.500</b>		<b>21.815</b>	<b>18.416</b>	22.269
9	16:52:15.933	<b>1:02.570</b>	+0.070	21.873	18.425	22.272

Lap	Time of Day	Lap Tm	Diff	S1 Tm	S2 Tm	S3 Tm
<b>(235) Eva Benes</b>						
1	16:43:50.856	<b>1:06.141</b>	+3.695	24.840	18.834	22.467
2	16:44:54.112	<b>1:03.256</b>	+0.810	22.163	18.662	22.431
3	16:45:57.909	<b>1:03.797</b>	+1.351	22.047	19.225	22.525
4	16:47:01.347	<b>1:03.438</b>	+0.992	22.248	18.622	22.568
5	16:48:05.164	<b>1:03.817</b>	+1.371	22.285	18.793	22.739
6	16:49:08.570	<b>1:03.406</b>	+0.960	22.044	18.665	22.697
7	16:50:11.115	<b>1:02.545</b>	+0.099	21.853	<b>18.464</b>	22.228
8	16:51:13.561	<b>1:02.446</b>		<b>21.752</b>	18.500	<b>22.194</b>
9	16:52:16.285	<b>1:02.724</b>	+0.278	21.838	18.533	22.353

Lap	Time of Day	Lap Tm	Diff	S1 Tm	S2 Tm	S3 Tm
<b>(240) Dan Roper</b>						
1	16:43:51.161	<b>1:06.456</b>	+3.794	24.990	18.959	22.507
2	16:44:54.728	<b>1:03.567</b>	+0.905	22.087	19.035	22.445
3	16:45:58.021	<b>1:03.293</b>	+0.631	21.957	18.780	22.556
4	16:47:01.231	<b>1:03.210</b>	+0.548	21.948	18.599	22.663
5	16:48:05.262	<b>1:04.031</b>	+1.369	22.070	19.027	22.934
6	16:49:08.767	<b>1:03.505</b>	+0.843	22.094	18.681	22.730
7	16:50:11.593	<b>1:02.826</b>	+0.164	21.884	18.629	22.313
8	16:51:14.255	<b>1:02.662</b>		<b>21.853</b>	<b>18.509</b>	<b>22.300</b>
9	16:52:17.057	<b>1:02.802</b>	+0.140	21.887	18.582	22.333

Lap	Time of Day	Lap Tm	Diff	S1 Tm	S2 Tm	S3 Tm
<b>(255) Michael Cool</b>						
1	16:43:54.334	<b>1:09.373</b>	+6.604	27.003	19.396	22.974
2	16:44:57.567	<b>1:03.233</b>	+0.464	22.090	18.640	22.503
3	16:46:00.370	<b>1:02.803</b>	+0.034	21.851	<b>18.514</b>	22.438
4	16:47:03.299	<b>1:02.929</b>	+0.160	21.809	18.701	22.419
5	16:48:06.120	<b>1:02.821</b>	+0.052	21.877	18.539	22.405
6	16:49:09.211	<b>1:03.091</b>	+0.322	21.856	18.723	22.512
7	16:50:12.724	<b>1:03.513</b>	+0.744	22.666	18.533	<b>22.314</b>
8	16:51:15.493	<b>1:02.769</b>		<b>21.788</b>	18.645	22.336
9	16:52:19.518	<b>1:04.025</b>	+1.256	22.745	18.816	22.464

Timekeeping M. Wagner:

Clerk of the course Thomas Lainer:

www.mylaps.com

Steward Horst Seidel:

Chief Scrutineer Paul Klaassen:

Licensed to: Motorsport Events



# Rotax Euro Challenge 2014 Salbris/France

Rotax Seniors

Salbris 1,495 Km

RACE 14 Qualifying Heat 6 B-C

06.09.2014 16:40

Race (9 Laps) started at 16:42:43

Lap	Time of Day	Lap Tm	Diff	S1 Tm	S2 Tm	S3 Tm	Lap	Time of Day	Lap Tm	Diff	S1 Tm	S2 Tm	S3 Tm
(338) Vincent Jeanvoine													
1	16:43:50.142	1:05.624	+2.783	24.289	18.767	22.568							
2	16:44:53.788	1:03.646	+0.805	22.437	18.712	22.497							
3	16:45:56.784	1:02.996	+0.155	22.042	18.601	22.353							
4	16:46:59.625	1:02.841		21.929	18.531	22.381							
5	16:48:04.936	1:05.311	+2.470	22.989	19.716	22.606							
6	16:49:09.151	1:04.215	+1.374	22.061	18.784	23.370							
7	16:50:12.497	1:03.346	+0.505	22.573	18.527	22.246							
8	16:51:15.681	1:03.184	+0.343	21.924	18.928	22.332							
9	16:52:19.613	1:03.932	+1.091	22.484	19.077	22.371							

(336) Dorian Henrich													
1	16:43:51.946	1:06.745	+3.675	25.201	18.857	22.687							
2	16:44:55.225	1:03.279	+0.209	22.026	18.781	22.472							
3	16:45:58.413	1:03.188	+0.118	22.013	18.660	22.515							
4	16:47:01.655	1:03.242	+0.172	22.219	18.644	22.379							
5	16:48:05.506	1:03.851	+0.781	22.460	18.783	22.608							
6	16:49:09.651	1:04.145	+1.075	22.356	19.100	22.689							
7	16:50:13.033	1:03.382	+0.312	22.440	18.617	22.325							
8	16:51:16.103	1:03.070		21.974	18.771	22.325							
9	16:52:19.814	1:03.711	+0.641	22.375	18.865	22.471							

(335) Kezia Santoso													
1	16:43:52.333	1:07.356	+4.236	25.664	18.890	22.802							
2	16:44:56.069	1:03.736	+0.616	22.339	18.787	22.610							
3	16:45:59.734	1:03.665	+0.545	22.299	18.698	22.668							
4	16:47:03.649	1:03.915	+0.795	22.330	18.995	22.590							
5	16:48:07.065	1:03.416	+0.296	22.159	18.703	22.554							
6	16:49:10.336	1:03.271	+0.151	22.145	18.630	22.496							
7	16:50:13.665	1:03.329	+0.209	22.261	18.612	22.456							
8	16:51:16.785	1:03.120		22.068	18.602	22.450							
9	16:52:20.082	1:03.297	+0.177	22.099	18.703	22.495							

(260) Sam Smelt													
1	16:43:51.696	1:07.373	+4.555	25.717	18.825	22.831							
2	16:44:54.932	1:03.236	+0.418	22.060	18.694	22.482							
3	16:45:58.202	1:03.270	+0.452	22.004	18.637	22.629							
4	16:47:01.509	1:03.307	+0.489	22.239	18.548	22.520							
5	16:48:05.394	1:03.885	+1.067	22.328	18.787	22.770							
6	16:49:09.007	1:03.613	+0.795	22.169	18.602	22.842							
7	16:50:14.463	1:05.456	+2.638	23.758	19.318	22.380							
8	16:51:17.480	1:03.017	+0.199	22.011	18.642	22.364							
9	16:52:20.298	1:02.818		21.906	18.604	22.308							

(219) Marie Bakken													
1	16:44:15.661	1:30.374	+26.761	45.875	21.464	23.035							
2	16:45:19.909	1:04.248	+0.635	22.565	18.977	22.706							
3	16:46:23.705	1:03.796	+0.183	22.410	18.788	22.598							
4	16:47:27.488	1:03.783	+0.170	22.378	18.775	22.630							
5	16:48:31.300	1:03.812	+0.199	22.406	18.761	22.645							
6	16:49:34.951	1:03.651	+0.038	22.311	18.683	22.657							
7	16:50:38.676	1:03.725	+0.112	22.319	18.780	22.626							
8	16:51:42.289	1:03.613		22.356	18.638	22.619							
9	16:52:45.914	1:03.625	+0.012	22.297	18.689	22.639							




# Rotax Euro Challenge

Seniors Salbris / France

Ranking after Heats

Pos.	No.	Firstname	Lastname	Nat.	Chassis	Race Team	QP	Points	Diff.	A-B	C-D	A-C	B-D	A-D	B-C
1	215	Harry	Webb	GBR	Tonykart	Strawberry Racing	1	0		0	--	0	--	0	--
2	208	Glenn	Van Parijs	BEL	Tonykart	Bouvin Power	6	3	-3	3	--	--	0	--	0
3	303	Guan Yu	Zhou	GBR	Tonykart	Strawberry Racing	3	6	-6	--	0	2	--	--	4
4	286	Victor	Oberg	SWE	Gillard	PDB Racing Team	2	7	-7	2	--	--	2	--	3
5	224	Josh	Price	GBR	Tonykart	Strawberry Racing	4	8	-8	--	2	--	4	2	--
6	222	Lars	Lamborelle	NLD	Tonykart	Strawberry Racing	7	9	-9	--	3	4	--	--	2
7	205	Edward	Brand	GBR	Intrepid	Intrepid Driver Program	9	10	-10	4	--	3	--	3	--
8	299	Ilari	Pispanen	FIN	Birel	KMS - Birel Motorsport	5	15	-15	6	--	5	--	4	--
9	289	Brett	Ward	GBR	Kosmic	Aim Motorsport	10	18	-18	8	--	--	3	--	7
10	258	Vincent	Fraisse	FRA	Sodikart	Sodikart	15	19	-19	--	7	7	--	--	5
11	235	Eva	Benes	FRA	Kosmic	PKS	19	23	-23	--	5	8	--	--	10
12	204	Martin	Mortensen	DNK	Tonykart	RS Competition	38	26	-26	11	--	--	7	--	8
13	220	Abdullah	Al Rawahi	OMN	CRG	Msport Karting	17	27	-27	10	--	9	--	8	--
14	212	Pierce	Lehane	GBR	Alonso	Dan Holland Racing	12	28	-28	--	17	--	5	6	--
15	295	Joel	Deputch	FRA	FA Kart	Race Evo	13	30	-30	5	--	18	--	7	--
16	302	Zack	Clamandemelo	CAN	Intrepid	Intrepid Driver Program	11	31	-31	--	6	6	--	--	19
17	228	Nicolas	Picot	FRA	Sodikart	Kart Pro Racing	18	31	-31	19	--	--	6	--	6
18	226	Jessica	Backman	SWE	Tonykart	Strawberry Racing	21	31	-31	9	--	17	--	5	--
19	307	Lukasz	Bartoszuk	POL	CRG	CRG S.P.A.	30	31	-31	13	--	--	9	--	9
20	337	Christophe	Dreyspring	DEU	DR	VPDR	16	33	-33	--	8	--	14	11	--
21	223	Tom	Grice	GBR	Tonykart	Coles Racing	25	33	-33	7	--	16	--	10	--
22	255	Michael	Cool	BEL	Tonykart	Bouvin Power	23	35	-35	--	4	19	--	--	12
23	292	Benjamin	Bailly	BEL	Tonykart	RS Competition	24	35	-35	--	9	--	8	18	--
24	242	Tom	Meijer	NLD	Tonykart	Bouvin Power	20	37	-37	--	10	--	10	17	--
25	240	Dan	Roper	USA	Birel	KMS - Birel Motorsport	26	39	-39	12	--	--	16	--	11
26	248	Philip	Vollstedt	DNK	Tonykart	RS Competition	27	39	-39	--	11	10	--	--	18
27	324	Antoni	Ptak	POL	Birel	KMS - Birel Motorsport	32	40	-40	--	13	--	13	14	--
28	260	Sam	Smelt	GBR	Kosmic	Aim Motorsport	14	41	-41	14	--	--	11	--	16
Position 1 -28 qualified for Prefinal															
29	336	Dorian	Henrich	DEU	Tonykart	RS Competition	31	41	-41	--	14	13	--	--	14
30	252	Glenn	Rupp	DEU	Tonykart	RS Competition	28	42	-42	--	12	--	17	13	--
31	233	Petr	Shchekochikhin	RUS	Tonykart	Protrain Racing	29	42	-42	18	--	12	--	12	--
32	335	Kezia	Santoso	IDN	Gillard	PDB Racing Team	34	42	-42	15	--	--	12	--	15
33	230	Alessandro	Trombelli	ITA	Kosmic	Sinergy Motorsport	8	45	-45	--	18	--	18	9	--
34	339	Maxime	Gimbert	FRA	Kosmic	Matec Competition	37	45	-45	16	--	14	--	15	--
35	219	Marie	Bakken	NOR	Gillard	PDB Racing Team	35	47	-47	--	15	15	--	--	17
36	309	Maxence	Laurent	FRA	Flandria Kart	Flandria Competition Karting	36	47	-47	--	16	--	15	16	--
37	338	Vincent	Jeanvoine	FRA	Tonykart	BRK Racing Team	22	52	-52	17	--	--	22	--	13
38	340	Mason	Morotta	USA	Birel	KMS - Birel Motorsport	33	52	-52	20	--	11	--	21	--

**Announcements:**  
----- These results are provisional until the conclusion of any judicial and technical matters -----

Clerk of the course Thomas Lainer: Stewards (Chairman) Horst Seidel:  
Timekeeping M. Wagner:  Scrutineer Paul Klaassen:

Printed: 06.09.2014 17:57 Posted at: h

Rotax Euro Challenge  
 Class: Seniors  
 Date/Time: 07.09.2014 10:30

Track: Salbris / France  
 Heat: Second Chance Heat  
 Laps: 9

Edition 1

	33	17		34
	31	16		32
	29	15		30
	27	14		28
	25	13		26
	23	12		24
	21	11		22
	19	10		20
	17	9		18
	15	8		16
	13	7		14
	11	6		12
Vincent Jeanvoine	<b>338</b>	5	Mason Morotta	<b>340</b>
	9			10
Marie Bakken	<b>219</b>	4	Maxence Laurent	<b>309</b>
	7			8
Alessandro Trombelli	<b>230</b>	3	Maxime Gimbert	<b>339</b>
	5			6
Petr Shchekochikhin	<b>233</b>	2	Kezia Santoso	<b>335</b>
	3			4
Dorian Henrich	<b>336</b>	1	Glenn Rupp	<b>252</b>
	1	Row		2

Pole Position

Clerk of the course Thomas Lainer:  
 Stewards (Chairman) Horst Seidel:

Scrutineer Paul Klaassen:  
 Timekeeping M. Wagner:



# Rotax Euro Challenge 2014 Salbris/France

Rotax Seniors

Salbris 1,495 Km

Warm up qualified 29-62

07.09.2014 09:10

Practice (5:00 Time) started at 9:10:01

Pos	No.	Name	Nat.	Chassis	Race Team	Laps	Best Tm	Diff	Gap	In Lap	km/h
1	230	Alessandro Trombelli	ITA	Kosmic	Sinergy Motorsport	5	1:03.030			4	85,388
2	340	Mason Morotta	USA	Birel	KMS - Birel Motorsport	5	1:03.464	0.434	0.434	4	84,804
3	252	Glenn Rupp	DEU	Tonykart	RS Competition	5	1:03.474	0.444	0.010	4	84,791
4	335	Kezia Santoso	IDN	Gillard	PDB Racing Team	5	1:03.494	0.464	0.020	5	84,764
5	338	Vincent Jeanvoine	FRA	Tonykart	BRK Racing Team	5	1:03.507	0.477	0.013	5	84,747
6	309	Maxence Laurent	FRA	Flandria Kart	Flandria Competition Kart	5	1:03.598	0.568	0.091	5	84,625
7	233	Petr Shchekochikhin	RUS	Tonykart	Protrain Racing	5	1:03.624	0.594	0.026	5	84,591
8	339	Maxime Gimbert	FRA	Kosmic	Matec Competition	5	1:04.016	0.986	0.392	4	84,073
9	336	Dorian Henrich	DEU	Tonykart	RS Competition	5	1:04.168	1.138	0.152	4	83,874
10	219	Marie Bakken	NOR	Gillard	PDB Racing Team	5	1:04.418	1.388	0.250	4	83,548



# Rotax Euro Challenge 2014 Salbris/France

## Rotax Seniors

## Salbris 1,495 Km

### Warm up qualified 29-62

### 07.09.2014 09:10

### Practice (5:00 Time) started at 9:10:01

Lap	Time of Day	Lap Tm	Diff	S1 Tm	S2 Tm	S3 Tm	Lap	Time of Day	Lap Tm	Diff	S1 Tm	S2 Tm	S3 Tm
<b>(230) Alessandro Trombelli</b>													
1	9:11:44.438	<b>1:05.082</b>	+2.052	23.438	18.947	22.697	2	9:12:42.233	<b>1:04.903</b>	+0.485	22.754	19.372	22.777
2	9:12:47.853	<b>1:03.415</b>	+0.385	22.219	18.731	22.465	3	9:13:49.350	<b>1:07.117</b>	+2.699	23.751	20.546	22.820
3	9:13:50.941	<b>1:03.088</b>	+0.058	22.061	18.629	22.398	4	9:14:53.768	<b>1:04.418</b>		<b>22.553</b>	<b>18.947</b>	22.918
4	9:14:53.971	<b>1:03.030</b>		<b>21.972</b>	18.722	<b>22.336</b>	5	9:15:59.365	<b>1:05.597</b>	+1.179	22.684	20.216	<b>22.697</b>
5	9:15:57.082	<b>1:03.111</b>	+0.081	22.111	<b>18.611</b>	22.389							
<b>(340) Mason Morotta</b>													
1	9:11:42.571	<b>1:05.529</b>	+2.065	23.417	19.229	22.883							
2	9:12:46.409	<b>1:03.838</b>	+0.374	22.394	18.879	22.565							
3	9:13:50.015	<b>1:03.606</b>	+0.142	<b>22.093</b>	18.914	22.599							
4	9:14:53.479	<b>1:03.464</b>		22.125	<b>18.842</b>	22.497							
5	9:15:57.012	<b>1:03.533</b>	+0.069	22.171	18.890	<b>22.472</b>							
<b>(252) Glenn Rupp</b>													
1	9:11:38.274	<b>1:04.949</b>	+1.475	23.013	19.153	22.783							
2	9:12:42.388	<b>1:04.114</b>	+0.640	22.440	19.040	22.634							
3	9:13:46.264	<b>1:03.876</b>	+0.402	22.452	18.850	22.574							
4	9:14:49.738	<b>1:03.474</b>		<b>22.138</b>	18.832	<b>22.504</b>							
5	9:15:53.284	<b>1:03.546</b>	+0.072	22.166	<b>18.766</b>	22.614							
<b>(335) Kezia Santoso</b>													
1	9:11:37.537	<b>1:06.192</b>	+2.698	23.668	19.387	23.137							
2	9:12:42.076	<b>1:04.539</b>	+1.045	22.664	18.979	22.896							
3	9:13:46.495	<b>1:04.419</b>	+0.925	22.962	18.844	22.613							
4	9:14:50.076	<b>1:03.581</b>	+0.087	<b>22.161</b>	18.871	<b>22.549</b>							
5	9:15:53.570	<b>1:03.494</b>		22.202	<b>18.739</b>	22.553							
<b>(338) Vincent Jeanvoine</b>													
1	9:11:38.175	<b>1:05.761</b>	+2.254	23.538	19.188	23.035							
2	9:12:43.004	<b>1:04.829</b>	+1.322	22.791	19.336	22.702							
3	9:13:47.842	<b>1:04.838</b>	+1.331	23.069	19.089	22.680							
4	9:14:51.563	<b>1:03.721</b>	+0.214	22.347	18.822	<b>22.552</b>							
5	9:15:55.070	<b>1:03.507</b>		<b>22.162</b>	<b>18.792</b>	22.553							
<b>(309) Maxence Laurent</b>													
1	9:11:39.995	<b>1:05.933</b>	+2.335	23.668	19.150	23.115							
2	9:12:44.152	<b>1:04.157</b>	+0.559	22.579	18.856	22.722							
3	9:13:48.953	<b>1:04.801</b>	+1.203	22.511	19.532	22.758							
4	9:14:52.797	<b>1:03.844</b>	+0.246	22.516	18.840	<b>22.488</b>							
5	9:15:56.395	<b>1:03.598</b>		<b>22.326</b>	<b>18.722</b>	22.550							
<b>(233) Petr Shchekochikhin</b>													
1	9:11:37.044	<b>1:06.550</b>	+2.926	24.007	19.404	23.139							
2	9:12:41.440	<b>1:04.396</b>	+0.772	22.611	18.864	22.921							
3	9:13:45.559	<b>1:04.119</b>	+0.495	22.438	18.933	22.748							
4	9:14:49.452	<b>1:03.893</b>	+0.269	22.393	18.831	22.669							
5	9:15:53.076	<b>1:03.624</b>		<b>22.205</b>	<b>18.753</b>	<b>22.666</b>							
<b>(339) Maxime Gimbert</b>													
1	9:11:37.912	<b>1:06.177</b>	+2.161	23.602	19.376	23.199							
2	9:12:43.499	<b>1:05.587</b>	+1.571	22.746	19.920	22.921							
3	9:13:49.177	<b>1:05.678</b>	+1.662	22.696	20.231	22.751							
4	9:14:53.193	<b>1:04.016</b>		22.498	18.920	<b>22.598</b>							
5	9:15:57.394	<b>1:04.201</b>	+0.185	<b>22.343</b>	<b>18.889</b>	22.969							
<b>(336) Dorian Henrich</b>													
1	9:11:41.198	<b>1:07.207</b>	+3.039	24.734	19.384	23.089							
2	9:12:45.828	<b>1:04.630</b>	+0.462	22.710	<b>19.127</b>	22.793							
3	9:13:50.206	<b>1:04.378</b>	+0.210	22.474	19.346	22.558							
4	9:14:54.374	<b>1:04.168</b>		22.374	19.262	<b>22.532</b>							
5	9:15:58.603	<b>1:04.229</b>	+0.061	<b>22.224</b>	19.378	22.627							
<b>(219) Marie Bakken</b>													
1	9:11:37.330	<b>1:06.505</b>	+2.087	23.969	19.366	23.170							

Timekeeping M. Wagner:



Clerk of the course Thomas Lainer:

Steward Horst Seidel:

Chief Scrutineer Paul Klaassen:

www.mylaps.com

Licensed to: Motorsport Events





# Rotax Euro Challenge 2014 Salbris/France

Rotax Seniors

Salbris 1,495 Km

Warm up qualified 1-28

07.09.2014 09:30

Practice (5:00 Time) started at 9:30:00

Pos	No.	Name	Nat.	Chassis	Race Team	Laps	Best Tm	Diff	Gap	In Lap	km/h
1	215	Harry Webb	GBR	Tonykart	Strawberry Racing	5	1:02.183			5	86,551
2	303	Guan Yu Zhou	GBR	Tonykart	Strawberry Racing	5	1:02.392	0.209	0.209	4	86,261
3	212	Pierce Lehane	GBR	Alonso	Dan Holland Racing	5	1:02.395	0.212	0.003	5	86,257
4	222	Lars Lamborelle	NLD	Tonykart	Strawberry Racing	5	1:02.427	0.244	0.032	4	86,213
5	258	Vincent Fraisse	FRA	Sodikart	Sodikart	5	1:02.445	0.262	0.018	4	86,188
6	299	Ilari Pispänen	FIN	Birel	KMS - Birel Motorsport	5	1:02.460	0.277	0.015	5	86,167
7	286	Victor Oberg	SWE	Gillard	PDB Racing Team	5	1:02.486	0.303	0.026	5	86,131
8	226	Jessica Backman	SWE	Tonykart	Strawberry Racing	5	1:02.494	0.311	0.008	4	86,120
9	205	Edward Brand	GBR	Intrepid	Intrepid Driver Program	5	1:02.500	0.317	0.006	5	86,112
10	224	Josh Price	GBR	Tonykart	Strawberry Racing	5	1:02.512	0.329	0.012	4	86,095
11	204	Martin Mortensen	DNK	Tonykart	RS Competition	5	1:02.623	0.440	0.111	4	85,943
12	289	Brett Ward	GBR	Kosmic	Aim Motorsport	5	1:02.624	0.441	0.001	4	85,941
13	235	Eva Benes	FRA	Kosmic	PKS	5	1:02.701	0.518	0.077	5	85,836
14	307	Lukasz Bartoszuk	POL	CRG	CRG S.P.A.	5	1:02.715	0.532	0.014	4	85,817
15	228	Nicolas Picot	FRA	Sodikart	Kart Pro Racing	5	1:02.723	0.540	0.008	5	85,806
16	208	Glenn Van Parijs	BEL	Tonykart	Bouvin Power	4	1:02.765	0.582	0.042	4	85,748
17	292	Benjamin Bailly	BEL	Tonykart	RS Competition	5	1:02.773	0.590	0.008	3	85,737
18	337	Christopher Dreyspring	DEU	DR	VPDR	5	1:02.870	0.687	0.097	3	85,605
19	324	Antoni Ptak	POL	Birel	KMS - Birel Motorsport	4	1:02.887	0.704	0.017	3	85,582
20	242	Tom Meijer	NLD	Tonykart	Bouvin Power	4	1:02.890	0.707	0.003	4	85,578
21	240	Dan Roper	USA	Birel	KMS - Birel Motorsport	5	1:02.892	0.709	0.002	3	85,575
22	302	Zack Clamandemelo	CAN	Intrepid	Intrepid Driver Program	5	1:02.928	0.745	0.036	3	85,526
23	220	Abdullah Al Rawahi	OMN	CRG	Msport Karting	5	1:02.934	0.751	0.006	3	85,518
24	255	Michael Cool	BEL	Tonykart	Bouvin Power	4	1:02.973	0.790	0.039	4	85,465
25	295	Joel Deputch	FRA	FA Kart	Race Evo	5	1:03.086	0.903	0.113	3	85,312
26	223	Tom Grice	GBR	Tonykart	Coles Racing	5	1:03.207	1.024	0.121	3	85,149
27	260	Sam Smelt	GBR	Kosmic	Aim Motorsport	5	1:03.210	1.027	0.003	5	85,145
28	248	Philip Vollstedt	DNK	Tonykart	RS Competition	4	1:03.254	1.071	0.044	3	85,086



# Rotax Euro Challenge 2014 Salbris/France

## Rotax Seniors

Salbris 1,495 Km

Warm up qualified 1-28

07.09.2014 09:30

Practice (5:00 Time) started at 9:30:00

Lap	Time of Day	Lap Tm	Diff	S1 Tm	S2 Tm	S3 Tm
<b>(215) Harry Webb</b>						
1	9:31:34.292	1:03.990	+1.807	22.503	18.834	22.653
2	9:32:37.006	1:02.714	+0.531	21.927	18.514	22.273
3	9:33:39.405	1:02.399	+0.216	21.749	18.451	22.199
4	9:34:41.753	1:02.348	+0.165	21.669	18.483	22.196
5	9:35:43.936	1:02.183		21.648	18.395	22.140
<b>(303) Guan Yu Zhou</b>						
1	9:31:36.667	1:04.222	+1.830	22.728	18.849	22.645
2	9:32:39.519	1:02.852	+0.460	21.795	18.642	22.415
3	9:33:42.270	1:02.751	+0.359	21.744	18.623	22.384
4	9:34:44.662	1:02.392		21.574	18.526	22.292
5	9:35:47.135	1:02.473	+0.081	21.636	18.596	22.241
<b>(212) Pierce Lehane</b>						
1	9:31:45.506	1:03.843	+1.448	22.475	18.807	22.561
2	9:32:48.508	1:03.002	+0.607	22.024	18.610	22.368
3	9:33:51.080	1:02.572	+0.177	21.769	18.589	22.214
4	9:34:53.977	1:02.897	+0.502	22.077	18.560	22.260
5	9:35:56.372	1:02.395		21.715	18.513	22.167
<b>(222) Lars Lamborelle</b>						
1	9:31:42.851	1:03.976	+1.549	22.531	18.930	22.515
2	9:32:45.725	1:02.874	+0.447	21.892	18.619	22.363
3	9:33:48.205	1:02.480	+0.053	21.700	18.518	22.262
4	9:34:50.632	1:02.427		21.705	18.521	22.201
5	9:35:53.427	1:02.795	+0.368	21.721	18.700	22.374
<b>(258) Vincent Fraisse</b>						
1	9:31:43.178	1:05.444	+2.999	23.547	19.241	22.656
2	9:32:46.264	1:03.086	+0.641	22.083	18.670	22.333
3	9:33:48.745	1:02.481	+0.036	21.678	18.585	22.218
4	9:34:51.190	1:02.445		21.640	18.537	22.268
5	9:35:53.770	1:02.580	+0.135	21.712	18.650	22.218
<b>(299) Ilari Pispanen</b>						
1	9:31:36.910	1:04.305	+1.845	22.823	18.898	22.584
2	9:32:39.868	1:02.958	+0.498	21.991	18.665	22.302
3	9:33:42.397	1:02.529	+0.069	21.638	18.604	22.287
4	9:34:44.977	1:02.580	+0.120	21.777	18.558	22.245
5	9:35:47.437	1:02.460		21.765	18.532	22.163
<b>(286) Victor Oberg</b>						
1	9:31:46.250	1:04.704	+2.218	22.321	18.789	23.594
2	9:32:49.119	1:02.869	+0.383	21.940	18.572	22.357
3	9:33:51.623	1:02.504	+0.018	21.670	18.527	22.307
4	9:34:54.551	1:02.928	+0.442	21.758	18.901	22.269
5	9:35:57.037	1:02.486		21.701	18.520	22.265
<b>(226) Jessica Backman</b>						
1	9:31:42.635	1:04.600	+2.106	22.968	18.983	22.649
2	9:32:45.921	1:03.286	+0.792	22.263	18.677	22.346
3	9:33:48.427	1:02.506	+0.012	21.707	18.527	22.272
4	9:34:50.921	1:02.494		21.671	18.596	22.227
5	9:35:53.957	1:03.036	+0.542	21.835	18.954	22.247
<b>(205) Edward Brand</b>						
1	9:31:35.882	1:04.431	+1.931	22.890	18.867	22.674
2	9:32:38.937	1:03.055	+0.555	22.028	18.624	22.403
3	9:33:41.664	1:02.727	+0.227	21.848	18.559	22.320
4	9:34:44.185	1:02.521	+0.021	21.843	18.473	22.205
5	9:35:46.685	1:02.500		21.768	18.504	22.228
<b>(224) Josh Price</b>						
1	9:31:47.726	1:04.128	+1.616	22.657	18.833	22.638

Lap	Time of Day	Lap Tm	Diff	S1 Tm	S2 Tm	S3 Tm
2	9:32:50.558	1:02.832	+0.320	21.830	18.643	22.359
3	9:33:53.092	1:02.534	+0.022	21.735	18.507	22.292
4	9:34:55.604	1:02.512		21.740	18.554	22.218
5	9:35:59.009	1:03.405	+0.893	22.631	18.526	22.248
<b>(204) Martin Mortensen</b>						
1	9:31:51.800	1:04.520	+1.897	22.926	18.960	22.634
2	9:32:54.897	1:03.097	+0.474	22.059	18.708	22.330
3	9:33:57.720	1:02.823	+0.200	21.904	18.644	22.275
4	9:35:00.343	1:02.623		21.867	18.548	22.208
5	9:36:03.009	1:02.666	+0.043	21.897	18.579	22.190
<b>(289) Brett Ward</b>						
1	9:31:43.670	1:04.317	+1.693	22.600	19.049	22.668
2	9:32:47.105	1:03.435	+0.811	22.302	18.650	22.483
3	9:33:49.922	1:02.817	+0.193	21.821	18.581	22.415
4	9:34:52.546	1:02.624		21.779	18.558	22.287
5	9:35:55.220	1:02.674	+0.050	21.739	18.586	22.349
<b>(235) Eva Benes</b>						
1	9:31:37.792	1:04.317	+1.616	22.743	18.955	22.619
2	9:32:41.064	1:03.272	+0.571	22.164	18.755	22.353
3	9:33:43.977	1:02.913	+0.212	22.011	18.573	22.329
4	9:34:46.853	1:02.876	+0.175	21.913	18.669	22.294
5	9:35:49.554	1:02.701		21.878	18.630	22.193
<b>(307) Lukasz Bartoszuk</b>						
1	9:31:40.698	1:04.830	+2.115	22.804	19.301	22.725
2	9:32:44.509	1:03.811	+1.096	22.706	18.671	22.434
3	9:33:47.305	1:02.796	+0.081	21.922	18.584	22.290
4	9:34:50.020	1:02.715		21.875	18.508	22.332
5	9:35:53.171	1:03.151	+0.436	22.040	18.724	22.387
<b>(228) Nicolas Picot</b>						
1	9:31:36.137	1:04.744	+2.021	23.119	18.947	22.678
2	9:32:39.261	1:03.124	+0.401	22.086	18.645	22.393
3	9:33:42.563	1:03.302	+0.579	21.812	18.925	22.565
4	9:34:45.336	1:02.773	+0.050	21.847	18.627	22.299
5	9:35:48.059	1:02.723		21.873	18.611	22.239
<b>(208) Glenn Van Parijs</b>						
1	9:32:34.932	1:06.355	+3.590	24.328	19.189	22.838
2	9:33:38.202	1:03.270	+0.505	22.103	18.618	22.549
3	9:34:41.023	1:02.821	+0.056	21.865	18.568	22.388
4	9:35:43.788	1:02.765		21.870	18.522	22.373
<b>(292) Benjamin Bailly</b>						
1	9:31:46.714	1:04.243	+1.470	22.726	18.919	22.598
2	9:32:49.653	1:02.939	+0.166	21.936	18.671	22.332
3	9:33:52.426	1:02.773		21.947	18.575	22.251
4	9:34:55.229	1:02.803	+0.030	22.002	18.566	22.235
5	9:35:58.715	1:03.486	+0.713	22.546	18.619	22.321
<b>(337) Christopher Dreyspring</b>						
1	9:31:39.588	1:04.727	+1.857	23.101	18.909	22.717
2	9:32:43.523	1:03.935	+1.065	22.707	18.716	22.512
3	9:33:46.393	1:02.870		21.925	18.635	22.310
4	9:34:49.268	1:02.875	+0.005	22.042	18.591	22.242
5	9:35:52.208	1:02.940	+0.070	21.978	18.575	22.387
<b>(324) Antoni Ptak</b>						
1	9:31:44.220	1:04.386	+1.499	22.907	19.032	22.447
2	9:32:48.008	1:03.788	+0.901	22.196	19.100	22.492
3	9:33:50.895	1:02.887		21.918	18.612	22.357
4	9:34:54.457	1:03.562	+0.675	22.181	18.934	22.447





# Rotax Euro Challenge 2014 Salbris/France

Rotax Seniors

Salbris 1,495 Km

Warm up qualified 1-28

07.09.2014 09:30

Practice (5:00 Time) started at 9:30:00

Lap	Time of Day	Lap Tm	Diff	S1 Tm	S2 Tm	S3 Tm	Lap	Time of Day	Lap Tm	Diff	S1 Tm	S2 Tm	S3 Tm
<b>(242) Tom Meijer</b>													
1	9:32:11.335	<b>1:04.593</b>	+1.703	22.877	18.991	22.725							
2	9:33:14.814	<b>1:03.479</b>	+0.589	22.244	18.674	22.561							
3	9:34:17.909	<b>1:03.095</b>	+0.205	22.087	18.653	22.355							
4	9:35:20.799	<b>1:02.890</b>		<b>21.963</b>	<b>18.579</b>	<b>22.348</b>							
<b>(240) Dan Roper</b>													
1	9:31:40.496	<b>1:05.063</b>	+2.171	23.318	19.044	22.701							
2	9:32:44.035	<b>1:03.539</b>	+0.647	22.325	18.793	22.421							
3	9:33:46.927	<b>1:02.892</b>		21.935	<b>18.617</b>	<b>22.340</b>							
4	9:34:49.849	<b>1:02.922</b>	+0.030	<b>21.913</b>	18.618	22.391							
5	9:35:53.350	<b>1:03.501</b>	+0.609	21.974	19.045	22.482							
<b>(302) Zack Clamandemelo</b>													
1	9:31:45.816	<b>1:08.438</b>	+5.510	23.407	21.499	23.532							
2	9:32:48.897	<b>1:03.081</b>	+0.153	22.044	<b>18.619</b>	22.418							
3	9:33:51.825	<b>1:02.928</b>		<b>22.043</b>	18.629	<b>22.256</b>							
4	9:34:55.049	<b>1:03.224</b>	+0.296	22.305	18.641	22.278							
5	9:35:58.539	<b>1:03.490</b>	+0.562	22.508	18.666	22.316							
<b>(220) Abdullah Al Rawahi</b>													
1	9:31:39.238	<b>1:04.801</b>	+1.867	23.004	19.034	22.763							
2	9:32:43.306	<b>1:04.068</b>	+1.134	22.859	18.717	22.492							
3	9:33:46.240	<b>1:02.934</b>		<b>21.920</b>	18.658	<b>22.356</b>							
4	9:34:49.450	<b>1:03.210</b>	+0.276	21.984	18.640	22.586							
5	9:35:52.491	<b>1:03.041</b>	+0.107	21.992	<b>18.618</b>	22.431							
<b>(255) Michael Cool</b>													
1	9:32:29.136	<b>1:04.795</b>	+1.822	23.042	19.042	22.711							
2	9:33:32.452	<b>1:03.316</b>	+0.343	22.150	18.678	22.488							
3	9:34:35.559	<b>1:03.107</b>	+0.134	21.970	18.683	22.454							
4	9:35:38.532	<b>1:02.973</b>		<b>21.936</b>	<b>18.592</b>	<b>22.445</b>							
<b>(295) Joel Deputch</b>													
1	9:31:39.488	<b>1:04.772</b>	+1.686	22.945	19.068	22.759							
2	9:32:43.036	<b>1:03.548</b>	+0.462	22.227	18.770	22.551							
3	9:33:46.122	<b>1:03.086</b>		<b>21.998</b>	18.680	22.408							
4	9:34:49.757	<b>1:03.635</b>	+0.549	22.497	18.761	22.377							
5	9:35:53.655	<b>1:03.898</b>	+0.812	22.883	<b>18.652</b>	<b>22.363</b>							
<b>(223) Tom Grice</b>													
1	9:31:43.335	<b>1:04.403</b>	+1.196	22.765	19.068	22.570							
2	9:32:48.224	<b>1:04.889</b>	+1.682	22.741	19.629	22.519							
3	9:33:51.431	<b>1:03.207</b>		<b>21.901</b>	18.945	22.361							
4	9:34:54.844	<b>1:03.413</b>	+0.206	22.571	18.609	<b>22.233</b>							
5	9:36:04.806	<b>1:09.962</b>	+6.755	29.040	<b>18.591</b>	22.331							
<b>(260) Sam Smelt</b>													
1	9:31:44.824	<b>1:04.604</b>	+1.394	22.696	19.129	22.779							
2	9:32:48.342	<b>1:03.518</b>	+0.308	<b>22.149</b>	18.862	22.507							
3	9:33:51.978	<b>1:03.636</b>	+0.426	22.152	18.936	22.548							
4	9:34:57.083	<b>1:05.105</b>	+1.895	22.989	19.702	22.414							
5	9:36:00.293	<b>1:03.210</b>		22.270	<b>18.604</b>	<b>22.336</b>							
<b>(248) Philip Vollstedt</b>													
1	9:31:43.902	<b>1:04.245</b>	+0.991	22.749	18.932	22.564							
2	9:32:47.729	<b>1:03.827</b>	+0.573	22.370	19.018	22.439							
3	9:33:50.983	<b>1:03.254</b>		<b>21.914</b>	<b>18.587</b>	22.753							
4	9:34:54.724	<b>1:03.741</b>	+0.487	22.764	18.682	<b>22.295</b>							



# Rotax Euro Challenge 2014 Salbris/France

Rotax Seniors

Salbris 1,495 Km

Second Chance Heat **-NEW-**

07.09.2014 10:30

Race (9 Laps) started at 10:34:10

Pos	No.	Name	Nat.	Chassis	Race Team	Laps	Total Tm	Diff	Best Tm	In Lap	km/h	Points
1	252	Glenn Rupp	DEU	Tonykart	RS Competition	9	9:31.028		1:02.809	7	85,688	0
2	336	Dorian Henrich	DEU	Tonykart	RS Competition	9	9:31.334	0.306	1:02.844	9	85,641	0
3	233	Petr Shchekochikhin	RUS	Tonykart	Protrain Racing	9	9:34.457	3.429	1:03.155	7	85,219	0
4	340	Mason Morotta	USA	Birel	KMS - Birel Motorsport	9	9:35.661	4.633	1:02.992	7	85,439	0
5	219	Marie Bakken	NOR	Gillard	PDB Racing Team	9	9:36.232	5.204	1:02.998	7	85,431	0
6	338	Vincent Jeanvoine	FRA	Tonykart	BRK Racing Team	9	9:40.219	9.191	1:02.461	7	86,166	0
7	339	Maxime Gimbert	FRA	Kosmic	Matec Competition	7	8:04.240	2 Laps	1:03.696	6	84,495	0
8	335	Kezia Santoso	IDN	Gillard	PDB Racing Team	2	2:10.222	7 Laps	1:04.029	2	84,056	0
9	230	Alessandro Trombelli	ITA	Kosmic	Sinergy Motorsport		0.184	9 Laps		0	-	0

Not classified

DQ	309	Maxence Laurent	FRA	Flandria Kart	Flandria Competition Kart	9	9:38.366	DQ	1:03.312	8	85,008	0
----	-----	-----------------	-----	---------------	---------------------------	---	----------	----	----------	---	--------	---

## Announcements

These results are provisional until the conclusion of any judicial and technical matters!

No. 309 excluded from the compwtionn / technical non conformity

Margin of Victory	Ø km/h	Best Lap Tm	km/h	Best Lap by
0.306	84,826	1:02.461	86,166	338 - Vincent Jeanvoine

Official Timing [www.rgmmc.com](http://www.rgmmc.com)

Orbits

Timekeeping M. Wagner:

Clerk of the course Thomas Lainer:

[www.mylaps.com](http://www.mylaps.com)

Steward Horst Seidel:

Chief Scrutineer Paul Klaassen:

Licensed to: Motorsport Events

Printed: 07.09.2014 11:31:26

posted at:

h



# Rotax Euro Challenge 2014 Salbris/France

Rotax Seniors

Salbris 1,495 Km

Second Chance Heat

07.09.2014 10:30

Race (9 Laps) started at 10:34:10

Lap	Time of Day	Lap Tm	Diff	S1 Tm	S2 Tm	S3 Tm
<b>(252) Glenn Rupp</b>						
1	10:35:15.500	<b>1:05.388</b>	+2.579	23.952	18.937	22.499
2	10:36:20.059	<b>1:04.559</b>	+1.750	22.342	19.463	22.754
3	10:37:23.300	<b>1:03.241</b>	+0.432	22.137	18.745	22.359
4	10:38:26.455	<b>1:03.155</b>	+0.346	22.055	18.709	22.391
5	10:39:29.528	<b>1:03.073</b>	+0.264	21.992	18.736	22.345
6	10:40:32.511	<b>1:02.983</b>	+0.174	22.041	18.591	22.351
7	10:41:35.320	<b>1:02.809</b>		<b>21.925</b>	18.596	<b>22.288</b>
8	10:42:38.215	<b>1:02.895</b>	+0.086	21.991	<b>18.573</b>	22.331
9	10:43:41.109	<b>1:02.894</b>	+0.085	21.992	18.604	22.298

Lap	Time of Day	Lap Tm	Diff	S1 Tm	S2 Tm	S3 Tm
<b>(338) Vincent Jeanvoine</b>						
1	10:35:17.178	<b>1:06.717</b>	+4.256	24.662	19.443	22.612
2	10:36:20.713	<b>1:03.535</b>	+1.074	22.059	18.872	22.604
3	10:37:34.282	<b>1:13.569</b>	+11.108	32.246	18.864	22.459
4	10:38:37.309	<b>1:03.027</b>	+0.566	22.087	18.606	22.334
5	10:39:40.137	<b>1:02.828</b>	+0.367	21.968	18.549	22.311
6	10:40:42.635	<b>1:02.498</b>	+0.037	21.800	18.438	22.260
7	10:41:45.096	<b>1:02.461</b>		<b>21.795</b>	18.488	<b>22.178</b>
8	10:42:47.620	<b>1:02.524</b>	+0.063	21.807	<b>18.394</b>	22.323
9	10:43:50.300	<b>1:02.680</b>	+0.219	21.928	18.470	22.282

<b>(336) Dorian Henrich</b>						
1	10:35:15.066	<b>1:04.985</b>	+2.141	23.301	19.058	22.626
2	10:36:19.556	<b>1:04.490</b>	+1.646	22.475	19.386	22.629
3	10:37:23.472	<b>1:03.916</b>	+1.072	22.381	18.814	22.721
4	10:38:26.770	<b>1:03.298</b>	+0.454	22.130	18.761	22.407
5	10:39:29.811	<b>1:03.041</b>	+0.197	<b>21.941</b>	18.723	22.377
6	10:40:32.782	<b>1:02.971</b>	+0.127	22.073	<b>18.573</b>	22.325
7	10:41:35.629	<b>1:02.847</b>	+0.003	22.000	18.575	22.272
8	10:42:38.571	<b>1:02.942</b>	+0.098	21.965	18.657	22.320
9	10:43:41.415	<b>1:02.844</b>		21.975	18.627	<b>22.242</b>

<b>(339) Maxime Gimbart</b>						
1	10:35:18.023	<b>1:07.488</b>	+3.792	24.789	19.961	22.738
2	10:36:21.787	<b>1:03.764</b>	+0.068	22.437	18.868	<b>22.459</b>
3	10:37:57.892	<b>1:36.105</b>	+32.409	53.045	19.926	23.134
4	10:39:02.448	<b>1:04.556</b>	+0.860	22.624	19.023	22.909
5	10:40:06.651	<b>1:04.203</b>	+0.507	22.418	18.957	22.828
6	10:41:10.347	<b>1:03.696</b>		22.345	<b>18.746</b>	22.605
7	10:42:14.321	<b>1:03.974</b>	+0.278	<b>22.311</b>	18.892	22.771

<b>(233) Petr Shchekochikhin</b>						
1	10:35:15.331	<b>1:05.151</b>	+1.996	23.613	18.917	22.621
2	10:36:19.828	<b>1:04.497</b>	+1.342	22.345	19.436	22.716
3	10:37:23.936	<b>1:04.108</b>	+0.953	22.703	18.786	22.619
4	10:38:27.541	<b>1:03.605</b>	+0.450	22.272	18.794	22.539
5	10:39:30.975	<b>1:03.434</b>	+0.279	22.263	18.604	22.567
6	10:40:34.368	<b>1:03.393</b>	+0.238	22.148	18.609	22.636
7	10:41:37.523	<b>1:03.155</b>		<b>22.016</b>	18.626	<b>22.513</b>
8	10:42:40.762	<b>1:03.239</b>	+0.084	22.032	<b>18.595</b>	22.612
9	10:43:44.538	<b>1:03.776</b>	+0.621	22.358	18.705	22.713

<b>(335) Kezia Santoso</b>						
1	10:35:16.274	<b>1:06.026</b>	+1.997	24.372	19.021	<b>22.633</b>
2	10:36:20.303	<b>1:04.029</b>		<b>22.315</b>	<b>18.999</b>	22.715

<b>(340) Mason Morotta</b>						
1	10:35:17.876	<b>1:07.134</b>	+4.142	24.692	19.734	22.708
2	10:36:21.929	<b>1:04.053</b>	+1.061	22.645	18.984	22.424
3	10:37:26.703	<b>1:04.774</b>	+1.782	23.400	18.846	22.528
4	10:38:30.193	<b>1:03.490</b>	+0.498	22.226	18.699	22.565
5	10:39:33.365	<b>1:03.172</b>	+0.180	22.119	18.668	<b>22.385</b>
6	10:40:36.538	<b>1:03.173</b>	+0.181	22.026	18.685	22.462
7	10:41:39.530	<b>1:02.992</b>		<b>21.961</b>	18.576	22.455
8	10:42:42.658	<b>1:03.128</b>	+0.136	22.021	18.696	22.411
9	10:43:45.742	<b>1:03.084</b>	+0.092	22.054	<b>18.573</b>	22.457

<b>(219) Marie Bakken</b>						
1	10:35:18.282	<b>1:07.909</b>	+4.911	24.606	20.447	22.856
2	10:36:22.159	<b>1:03.877</b>	+0.879	22.543	18.840	22.494
3	10:37:27.430	<b>1:05.271</b>	+2.273	24.009	18.742	22.520
4	10:38:30.904	<b>1:03.474</b>	+0.476	22.203	18.661	22.610
5	10:39:34.009	<b>1:03.105</b>	+0.107	22.082	18.645	22.378
6	10:40:37.200	<b>1:03.191</b>	+0.193	22.117	<b>18.573</b>	22.501
7	10:41:40.198	<b>1:02.998</b>		<b>21.981</b>	18.592	22.425
8	10:42:43.303	<b>1:03.105</b>	+0.107	22.004	18.646	22.455
9	10:43:46.313	<b>1:03.010</b>	+0.012	22.060	18.598	<b>22.352</b>

<b>(309) Maxence Laurent</b>						
1	10:35:15.930	<b>1:05.309</b>	+1.997	23.785	18.947	22.577
2	10:36:20.211	<b>1:04.281</b>	+0.969	22.371	19.123	22.787
3	10:37:27.872	<b>1:07.661</b>	+4.349	26.199	18.985	22.477
4	10:38:31.398	<b>1:03.526</b>	+0.214	22.277	18.759	22.490
5	10:39:34.761	<b>1:03.363</b>	+0.051	<b>22.166</b>	18.747	22.450
6	10:40:38.218	<b>1:03.457</b>	+0.145	22.181	18.739	22.537
7	10:41:41.678	<b>1:03.460</b>	+0.148	22.250	18.743	22.467
8	10:42:44.990	<b>1:03.312</b>		22.216	18.732	<b>22.364</b>
9	10:43:48.447	<b>1:03.457</b>	+0.145	22.298	<b>18.671</b>	22.488

Timekeeping M. Wagner:

Clerk of the course Thomas Lainer:

www.mylaps.com

Steward Horst Seidel:

Chief Scrutineer Paul Klaassen:

Licensed to: Motorsport Events

Printed: 07.09.2014 10:45:34

posted at:

h

Rotax Euro Challenge  
Class: Seniors  
Date/Time: 07.09.2014 11:50

Track: Salbris / France  
Heat: Prefinal  
Laps: 11

Edition 1

Marie Bakken	219	2nd Chance 5	17	Vincent Jeanvoine	338	2nd Chance 6
	33				34	
Petr Shchekochikhin	233	2nd Chance 3	16	Mason Morotta	340	2nd Chance 4
	31				32	
Glenn Rupp	252	2nd Chance 1	15	Dorian Henrich	336	2nd Chance 2
	29				30	
Antoni Ptak	324	Points 40 Quali Rank 32	14	Sam Smelt	260	Points 41 Quali Rank 14
	27				28	
Dan Roper	240	Points 39 Quali Rank 26	13	Philip Vollstedt	248	Points 39 Quali Rank 27
	25				26	
Benjamin Bailly	292	Points 35 Quali Rank 24	12	Tom Meijer	242	Points 37 Quali Rank 20
	23				24	
Tom Grice	223	Points 33 Quali Rank 25	11	Michael Cool	255	Points 35 Quali Rank 23
	21				22	
Lukasz Bartoszuk	307	Points 31 Quali Rank 30	10	Christopher Dreyspring	337	Points 33 Quali Rank 16
	19				20	
Nicolas Picot	228	Points 31 Quali Rank 18	9	Jessica Backman	226	Points 31 Quali Rank 21
	17				18	
Joel Deputch	295	Points 30 Quali Rank 13	8	Zack Clamandemelo	302	Points 31 Quali Rank 11
	15				16	
Abdullah Al Rawahi	220	Points 27 Quali Rank 17	7	Pierce Lehane	212	Points 28 Quali Rank 12
	13				14	
Eva Benes	235	Points 23 Quali Rank 19	6	Martin Mortensen	204	Points 26 Quali Rank 38
	11				12	
Brett Ward	289	Points 18 Quali Rank 10	5	Vincent Fraise	258	Points 19 Quali Rank 15
	9				10	
Edward Brand	205	Points 10 Quali Rank 9	4	Ilari Pispanen	299	Points 15 Quali Rank 5
	7				8	
Josh Price	224	Points 8 Quali Rank 4	3	Lars Lamborelle	222	Points 9 Quali Rank 7
	5				6	
Guan Yu Zhou	303	Points 6 Quali Rank 3	2	Victor Oberg	286	Points 7 Quali Rank 2
	3				4	
Harry Webb	215	Points 0 Quali Rank 1	1	Glenn Van Parijs	208	Points 3 Quali Rank 6
	1				2	

Pole Position

Clerk of the course Thomas Lainer:  
Stewards (Chairman) Horst Seidel:

Scrutineer Paul Klaassen:  
Timekeeping M. Wagner:



# Rotax Euro Challenge 2014 Salbris/France

Rotax Seniors

Salbris 1,495 Km

Pre-Final

**-NEW-**

07.09.2014 11:50

Race (11 Laps) started at 11:57:45

Pos	No.	Name	Nat.	Chassis	Race Team	Laps	Total Tm	Diff	Best Tm	In Lap	km/h	Points
1	215	Harry Webb	GBR	Tonykart	Strawberry Racing	11	11:28.771		1:02.050	9	86,737	34
2	208	Glenn Van Parijs	BEL	Tonykart	Bouvin Power	11	11:29.707	0.936	1:01.918	9	86,921	33
3	303	Guan Yu Zhou	GBR	Tonykart	Strawberry Racing	11	11:31.002	2.231	1:02.200	9	86,527	32
4	224	Josh Price	GBR	Tonykart	Strawberry Racing	11	11:32.537	3.766	1:02.249	9	86,459	31
5	204	Martin Mortensen	DNK	Tonykart	RS Competition	11	11:32.748	3.977	1:02.265	6	86,437	30
6	286	Victor Oberg	SWE	Gillard	PDB Racing Team	11	11:32.819	4.048	1:02.277	9	86,420	29
7	222	Lars Lamborelle	NLD	Tonykart	Strawberry Racing	11	11:34.313	5.542	1:02.477	8	86,144	28
8	205	Edward Brand	GBR	Intrepid	Intrepid Driver Program	11	11:34.755	5.984	1:02.513	8	86,094	27
9	212	Pierce Lehane	GBR	Alonso	Dan Holland Racing	11	11:35.372	6.601	1:02.457	7	86,171	26
10	289	Brett Ward	GBR	Kosmic	Aim Motorsport	11	11:35.510	6.739	1:02.329	7	86,348	25
11	299	Ilari Pispänen	FIN	Birel	KMS - Birel Motorsport	11	11:35.670	6.899	1:02.330	10	86,347	24
12	258	Vincent Fraisse	FRA	Sodikart	Sodikart	11	11:36.445	7.674	1:02.418	10	86,225	23
13	302	Zack Clamandemelo	CAN	Intrepid	Intrepid Driver Program	11	11:37.981	9.210	1:02.654	9	85,900	22
14	223	Tom Grice	GBR	Tonykart	Coles Racing	11	11:38.247	9.476	1:02.499	9	86,113	21
15	235	Eva Benes	FRA	Kosmic	PKS	11	11:39.621	10.850	1:02.445	9	86,188	20
16	226	Jessica Backman	SWE	Tonykart	Strawberry Racing	11	11:39.943	11.172	1:02.261	9	86,443	19
17	228	Nicolas Picot	FRA	Sodikart	Kart Pro Racing	11	11:40.191	11.420	1:02.516	10	86,090	18
18	292	Benjamin Bailly	BEL	Tonykart	RS Competition	11	11:40.723	11.952	1:02.317	10	86,365	17
19	295	Joel Deputch	FRA	FA Kart	Race Evo	11	11:41.392	12.621	1:02.428	8	86,211	16
20	337	Christopher Dreyspring	DEU	DR	VPDR	11	11:44.009	15.238	1:02.430	10	86,209	15
21	248	Philip Vollstedt	DNK	Tonykart	RS Competition	11	11:45.458	16.687	1:02.772	10	85,739	14
22	220	Abdullah Al Rawahi	OMN	CRG	Msport Karting	11	11:46.074	17.303	1:02.925	10	85,530	13
23	242	Tom Meijer	NLD	Tonykart	Bouvin Power	11	11:46.365	17.594	1:02.603	10	85,970	12
24	252	Glenn Rupp	DEU	Tonykart	RS Competition	11	11:46.683	17.912	1:02.684	10	85,859	11
25	324	Antoni Ptak	POL	Birel	KMS - Birel Motorsport	11	11:48.406	19.635	1:03.189	7	85,173	10
26	233	Petr Shchekochikhin	RUS	Tonykart	Protrain Racing	11	11:48.632	19.861	1:02.809	10	85,688	9
27	260	Sam Smelt	GBR	Kosmic	Aim Motorsport	11	11:49.016	20.245	1:02.776	10	85,733	8
28	338	Vincent Jeanvoine	FRA	Tonykart	BRK Racing Team	11	11:49.306	20.535	1:02.805	10	85,694	7
29	240	Dan Roper	USA	Birel	KMS - Birel Motorsport	11	11:50.346	21.575	1:02.867	10	85,609	6
30	340	Mason Morotta	USA	Birel	KMS - Birel Motorsport	11	11:50.716	21.945	1:03.129	7	85,254	5
31	255	Michael Cool	BEL	Tonykart	Bouvin Power	11	11:51.243	22.472	1:02.876	10	85,597	4
32	336	Dorian Henrich	DEU	Tonykart	RS Competition	11	11:51.860	23.089	1:03.208	9	85,147	3
33	219	Marie Bakken	NOR	Gillard	PDB Racing Team	11	11:52.022	23.251	1:03.288	10	85,040	2
34	307	Lukasz Bartoszuk	POL	CRG	CRG S.P.A.	11	11:52.539	23.768	1:02.869	10	85,607	1

## Announcements

These results are provisional until the conclusion of any judicial and technical matters!

No. 307 + 255 warning board / time penalty 5 sec

Margin of Victory	Ø km/h	Best Lap Tm	km/h	Best Lap by
0.936	85,953	1:01.918	86,921	208 - Glenn Van Parijs

Official Timing [www.rgmmc.com](http://www.rgmmc.com)

Orbits

Timekeeping M. Wagner:

Clerk of the course Thomas Lainer:

[www.mylaps.com](http://www.mylaps.com)

Steward Horst Seidel:

Chief Scrutineer Paul Klaassen:

Licensed to: Motorsport Events

Printed: 07.09.2014 12:44:11

posted at:

h



# Rotax Euro Challenge 2014 Salbris/France

## Salbris 1,495 Km

### Rotax Seniors

#### Pre-Final

#### 07.09.2014 11:50

#### Race (11 Laps) started at 11:57:45

Lap	Time of Day	Lap Tm	Diff	S1 Tm	S2 Tm	S3 Tm	Lap	Time of Day	Lap Tm	Diff	S1 Tm	S2 Tm	S3 Tm
(215) Harry Webb													
1	11:58:49.595	<b>1:04.223</b>	+2.173	22.648	18.945	22.630	1	11:58:51.713	<b>1:06.059</b>	+3.782	24.232	19.074	22.753
2	11:59:53.013	<b>1:03.418</b>	+1.368	22.118	18.835	22.465	2	11:59:55.014	<b>1:03.301</b>	+1.024	22.015	18.819	22.467
3	12:00:55.971	<b>1:02.958</b>	+0.908	21.955	18.654	22.349	3	12:00:58.018	<b>1:03.004</b>	+0.727	22.015	18.671	22.318
4	12:01:58.611	<b>1:02.640</b>	+0.590	21.814	18.556	22.270	4	12:02:00.726	<b>1:02.708</b>	+0.431	21.863	18.558	22.287
5	12:03:01.083	<b>1:02.472</b>	+0.422	21.726	18.494	22.252	5	12:03:03.745	<b>1:03.019</b>	+0.742	21.833	18.935	22.251
6	12:04:03.404	<b>1:02.321</b>	+0.271	21.691	18.427	22.203	6	12:04:06.164	<b>1:02.419</b>	+0.142	21.722	18.504	22.193
7	12:05:05.731	<b>1:02.327</b>	+0.277	21.674	18.423	22.230	7	12:05:08.511	<b>1:02.347</b>	+0.070	<b>21.596</b>	18.457	22.294
8	12:06:07.893	<b>1:02.162</b>	+0.112	21.625	18.390	22.147	8	12:06:10.948	<b>1:02.437</b>	+0.160	21.701	18.476	22.260
9	12:07:09.943	<b>1:02.050</b>		21.593	18.339	<b>22.118</b>	9	12:07:13.225	<b>1:02.277</b>		21.670	<b>18.415</b>	<b>22.192</b>
10	12:08:12.058	<b>1:02.115</b>	+0.065	21.618	18.319	22.178	10	12:08:15.627	<b>1:02.402</b>	+0.125	21.673	18.450	22.279
11	12:09:14.143	<b>1:02.085</b>	+0.035	<b>21.585</b>	<b>18.297</b>	22.203	11	12:09:18.191	<b>1:02.564</b>	+0.287	21.640	18.479	22.445
(208) Glenn Van Parijs													
1	11:58:51.003	<b>1:05.442</b>	+3.524	23.972	18.920	22.550	1	11:58:52.290	<b>1:06.439</b>	+3.962	24.695	19.028	22.716
2	11:59:54.246	<b>1:03.243</b>	+1.325	21.944	18.761	22.538	2	11:59:56.072	<b>1:03.782</b>	+1.305	22.377	18.861	22.544
3	12:00:57.032	<b>1:02.786</b>	+0.868	21.788	18.620	22.378	3	12:00:59.298	<b>1:03.226</b>	+0.749	22.109	18.698	22.419
4	12:01:59.582	<b>1:02.550</b>	+0.632	21.686	18.538	22.326	4	12:02:02.092	<b>1:02.794</b>	+0.317	21.738	18.617	22.439
5	12:03:02.046	<b>1:02.464</b>	+0.546	21.699	18.492	22.273	5	12:03:04.641	<b>1:02.549</b>	+0.072	21.677	18.596	<b>22.276</b>
6	12:04:04.227	<b>1:02.181</b>	+0.263	21.585	18.402	22.194	6	12:04:07.141	<b>1:02.500</b>	+0.023	21.720	18.485	22.295
7	12:05:06.493	<b>1:02.266</b>	+0.348	21.646	18.359	22.261	7	12:05:09.644	<b>1:02.503</b>	+0.026	21.660	18.530	22.313
8	12:06:08.678	<b>1:02.185</b>	+0.267	21.623	18.362	22.200	8	12:06:12.121	<b>1:02.477</b>		21.645	18.499	22.333
9	12:07:10.596	<b>1:01.918</b>		<b>21.492</b>	<b>18.304</b>	<b>22.122</b>	9	12:07:14.658	<b>1:02.537</b>	+0.060	<b>21.568</b>	18.686	22.283
10	12:08:12.836	<b>1:02.240</b>	+0.322	21.696	18.329	22.215	10	12:08:17.208	<b>1:02.550</b>	+0.073	21.760	18.481	22.309
11	12:09:15.079	<b>1:02.243</b>	+0.325	21.632	18.333	22.278	11	12:09:19.685	<b>1:02.477</b>		21.707	<b>18.447</b>	22.323
(205) Edward Brand													
1	11:58:50.120	<b>1:04.652</b>	+2.452	22.812	19.056	22.784	1	11:58:50.615	<b>1:04.938</b>	+2.425	23.165	19.041	22.732
2	11:59:53.600	<b>1:03.480</b>	+1.280	22.011	18.899	22.570	2	11:59:54.436	<b>1:03.821</b>	+1.308	22.103	18.802	22.916
3	12:00:56.730	<b>1:03.130</b>	+0.930	21.899	18.760	22.471	3	12:00:57.823	<b>1:03.387</b>	+0.874	22.283	18.713	22.391
4	12:01:59.394	<b>1:02.664</b>	+0.464	21.727	18.601	22.336	4	12:02:01.195	<b>1:03.372</b>	+0.859	22.174	18.802	22.396
5	12:03:02.455	<b>1:03.061</b>	+0.861	22.074	18.669	22.318	5	12:03:04.015	<b>1:02.820</b>	+0.307	21.842	18.640	22.338
6	12:04:04.902	<b>1:02.447</b>	+0.247	21.641	18.510	22.296	6	12:04:06.617	<b>1:02.602</b>	+0.089	21.766	18.544	22.292
7	12:05:07.314	<b>1:02.412</b>	+0.212	21.577	18.519	22.316	7	12:05:09.265	<b>1:02.648</b>	+0.135	21.778	18.531	22.339
8	12:06:09.661	<b>1:02.347</b>	+0.147	21.590	18.417	22.340	8	12:06:11.778	<b>1:02.513</b>		21.745	18.483	22.285
9	12:07:11.861	<b>1:02.200</b>		21.564	18.418	<b>22.218</b>	9	12:07:14.883	<b>1:03.105</b>	+0.592	<b>21.705</b>	19.133	<b>22.267</b>
10	12:08:14.118	<b>1:02.257</b>	+0.057	<b>21.553</b>	18.456	22.248	10	12:08:17.550	<b>1:02.667</b>	+0.154	21.861	18.529	22.277
11	12:09:16.374	<b>1:02.256</b>	+0.056	21.575	<b>18.411</b>	22.270	11	12:09:20.127	<b>1:02.577</b>	+0.064	21.778	<b>18.467</b>	22.332
(224) Josh Price													
1	11:58:50.895	<b>1:05.323</b>	+3.074	23.679	19.003	22.641	1	11:58:52.073	<b>1:05.719</b>	+3.262	23.921	19.135	22.663
2	11:59:54.564	<b>1:03.669</b>	+1.420	22.241	18.809	22.619	2	11:59:55.920	<b>1:03.847</b>	+1.390	22.159	18.986	22.702
3	12:00:57.545	<b>1:02.981</b>	+0.732	22.000	18.663	22.318	3	12:00:59.370	<b>1:03.450</b>	+0.993	22.410	18.691	22.349
4	12:02:00.328	<b>1:02.783</b>	+0.534	21.768	18.667	22.348	4	12:02:02.167	<b>1:02.797</b>	+0.340	21.909	18.590	22.298
5	12:03:02.898	<b>1:02.570</b>	+0.321	21.741	18.547	22.282	5	12:03:04.835	<b>1:02.668</b>	+0.211	21.857	18.539	22.272
6	12:04:05.387	<b>1:02.489</b>	+0.240	21.623	18.546	22.320	6	12:04:07.339	<b>1:02.504</b>	+0.047	21.766	<b>18.498</b>	22.240
7	12:05:07.836	<b>1:02.449</b>	+0.200	21.621	18.508	22.320	7	12:05:09.796	<b>1:02.457</b>		<b>21.648</b>	18.542	22.267
8	12:06:10.154	<b>1:02.318</b>	+0.069	21.671	18.428	<b>22.219</b>	8	12:06:12.270	<b>1:02.474</b>	+0.017	21.723	18.508	22.243
9	12:07:12.403	<b>1:02.249</b>		<b>21.588</b>	<b>18.410</b>	22.251	9	12:07:15.104	<b>1:02.834</b>	+0.377	21.682	18.799	22.353
10	12:08:14.813	<b>1:02.410</b>	+0.161	21.708	18.426	22.276	10	12:08:17.696	<b>1:02.592</b>	+0.135	21.768	18.611	<b>22.213</b>
11	12:09:17.909	<b>1:03.096</b>	+0.847	21.813	18.743	22.540	11	12:09:20.744	<b>1:03.048</b>	+0.591	21.828	18.846	22.374
(212) Pierce Lehane													
1	11:58:50.120	<b>1:04.652</b>	+2.452	22.812	19.056	22.784	1	11:58:52.073	<b>1:05.719</b>	+3.262	23.921	19.135	22.663
2	11:59:53.600	<b>1:03.480</b>	+1.280	22.011	18.899	22.570	2	11:59:55.920	<b>1:03.847</b>	+1.390	22.159	18.986	22.702
3	12:00:56.730	<b>1:03.130</b>	+0.930	21.899	18.760	22.471	3	12:00:59.370	<b>1:03.450</b>	+0.993	22.410	18.691	22.349
4	12:01:59.394	<b>1:02.664</b>	+0.464	21.727	18.601	22.336	4	12:02:02.167	<b>1:02.797</b>	+0.340	21.909	18.590	22.298
5	12:03:02.455	<b>1:03.061</b>	+0.861	22.074	18.669	22.318	5	12:03:04.835	<b>1:02.668</b>	+0.211	21.857	18.539	22.272
6	12:04:04.902	<b>1:02.447</b>	+0.247	21.641	18.510	22.296	6	12:04:07.339	<b>1:02.504</b>	+0.047	21.766	<b>18.498</b>	22.240
7	12:05:07.314	<b>1:02.412</b>	+0.212	21.577	18.519	22.316	7	12:05:09.796	<b>1:02.457</b>		<b>21.648</b>	18.542	22.267
8	12:06:09.661	<b>1:02.347</b>	+0.147	21.590	18.417	22.340	8	12:06:12.270	<b>1:02.474</b>	+0.017	21.723	18.508	22.243
9	12:07:11.861	<b>1:02.200</b>		21.564	18.418	<b>22.218</b>	9	12:07:15.104	<b>1:02.834</b>	+0.377	21.682	18.799	22.353
10	12:08:14.118	<b>1:02.257</b>	+0.057	<b>21.553</b>	18.456	22.248	10	12:08:17.696	<b>1:02.592</b>	+0.135	21.768	18.611	<b>22.213</b>
11	12:09:16.374	<b>1:02.256</b>	+0.056	21.575	<b>18.411</b>	22.270	11	12:09:20.744	<b>1:03.048</b>	+0.591	21.828	18.846	22.374
(289) Brett Ward													
1	11:58:51.971	<b>1:05.718</b>	+3.453	23.853	19.172	22.693	1	11:58:51.910	<b>1:06.103</b>	+3.774	23.886	19.488	22.729
2	11:59:55.766	<b>1:03.795</b>	+1.530	22.392	18.950	22.453	2	11:59:56.297	<b>1:04.387</b>	+2.058	23.141	18.824	22.422
3	12:00:58.438	<b>1:02.672</b>	+0.407	21.868	18.572	22.232	3	12:01:00.079	<b>1:03.782</b>	+1.453	22.623	18.724	22.435
4	12:02:00.956	<b>1:02.518</b>	+0.253	21.667	18.609	22.242	4	12:02:02.832	<b>1:02.753</b>	+0.424	21.892	18.617	22.244
5	12:03:03.505	<b>1:02.549</b>	+0.284	21.715	18.670	<b>22.164</b>	5	12:03:05.379	<b>1:02.547</b>	+0.218	21.822	18.513	<b>22.212</b>
6	12:04:05.770	<b>1:02.265</b>		21.627	<b>18.465</b>	22.173	6	12:04:07.748	<b>1:02.369</b>	+0.040	21.639	18.494	22.236
7	12:05:08.068	<b>1:02.298</b>	+0.033	<b>21.529</b>	18.586	22.183	7	12:05:10.077	<b>1:02.329</b>		<b>21.602</b>	<b>18.445</b>	22.282
8	12:06:10.399	<b>1:02.331</b>	+0.066	21.613	18.491	22.227	8	12:06:12.592	<b>1:02.515</b>	+0.186	21.686	18.460	22.369
9	12:07:12.735	<b>1:02.336</b>	+0.071	21.628	18.524	22.184	9	12:07:15.252	<b>1:02.660</b>	+0.331	21.636	18.617	22.407
10	12:08:15.066	<b>1:02.331</b>	+0.066	21.652	18.504	22.175	10	12:08:17.880	<b>1:02.628</b>	+0.299	21.744	18.608	22.276
11	12:09:18.120	<b>1:03.054</b>	+0.789	21.649	18.830	22.575	11	12:09:20.882	<b>1:03.002</b>	+0.673	21.735	18.867	22.400
(299) Ilari Pispänen													
1	11:58:51.971	<b>1:05.718</b>	+3.453	23.853	19.172	22.693	1	11:58:51.910	<b>1:06.103</b>	+3.774	23.886	19.488	22.729
2	11:59:55.766	<b>1:03.795</b>	+1.530	22.392	18.950	22.453	2	11:59:56.29					





# Rotax Euro Challenge 2014 Salbris/France

## Rotax Seniors

Salbris 1,495 Km

### Pre-Final

07.09.2014 11:50

#### Race (11 Laps) started at 11:57:45

Lap	Time of Day	Lap Tm	Diff	S1 Tm	S2 Tm	S3 Tm	Lap	Time of Day	Lap Tm	Diff	S1 Tm	S2 Tm	S3 Tm
1	11:58:53.783	<b>1:07.808</b>	+5.478	25.650	19.161	22.997	2	12:00:00.159	<b>1:04.601</b>	+2.340	22.202	19.712	22.687
2	11:59:57.920	<b>1:04.137</b>	+1.807	22.628	18.994	22.515	3	12:01:03.691	<b>1:03.532</b>	+1.271	22.301	18.832	22.399
3	12:01:00.879	<b>1:02.959</b>	+0.629	21.917	18.652	22.390	4	12:02:07.477	<b>1:03.786</b>	+1.525	22.444	18.844	22.498
4	12:02:03.529	<b>1:02.650</b>	+0.320	21.815	18.566	22.269	5	12:03:10.055	<b>1:02.578</b>	+0.317	21.820	18.547	22.211
5	12:03:06.247	<b>1:02.718</b>	+0.388	21.806	18.668	22.244	6	12:04:12.863	<b>1:02.808</b>	+0.547	21.919	18.596	22.293
6	12:04:08.751	<b>1:02.504</b>	+0.174	21.714	18.477	22.313	7	12:05:15.351	<b>1:02.488</b>	+0.227	21.763	18.491	22.234
7	12:05:11.261	<b>1:02.510</b>	+0.180	21.784	18.458	22.268	8	12:06:17.688	<b>1:02.337</b>	+0.076	<b>21.634</b>	18.452	22.251
8	12:06:13.656	<b>1:02.395</b>	+0.065	21.765	<b>18.411</b>	22.219	9	12:07:19.949	<b>1:02.261</b>		21.658	<b>18.438</b>	<b>22.165</b>
9	12:07:16.155	<b>1:02.499</b>	+0.169	21.724	18.514	22.261	10	12:08:22.274	<b>1:02.325</b>	+0.064	21.651	18.445	22.229
10	12:08:18.485	<b>1:02.330</b>		21.687	18.462	<b>22.181</b>	11	12:09:25.315	<b>1:03.041</b>	+0.780	21.993	18.616	22.432
11	12:09:21.042	<b>1:02.557</b>	+0.227	<b>21.678</b>	18.481	22.398							

#### (258) Vincent Fraise

1	11:58:53.444	<b>1:07.295</b>	+4.877	25.322	19.194	22.779
2	11:59:57.164	<b>1:03.720</b>	+1.302	22.331	18.871	22.518
3	12:01:00.250	<b>1:03.086</b>	+0.668	22.060	18.727	22.299
4	12:02:03.135	<b>1:02.885</b>	+0.467	21.964	18.594	22.327
5	12:03:06.436	<b>1:03.301</b>	+0.883	22.060	18.963	22.278
6	12:04:08.984	<b>1:02.548</b>	+0.130	<b>21.715</b>	18.562	22.271
7	12:05:11.795	<b>1:02.811</b>	+0.393	21.995	18.601	<b>22.215</b>
8	12:06:14.358	<b>1:02.563</b>	+0.145	21.761	18.578	22.224
9	12:07:16.870	<b>1:02.512</b>	+0.094	21.758	18.531	22.223
10	12:08:19.288	<b>1:02.418</b>		21.767	<b>18.429</b>	22.222
11	12:09:21.817	<b>1:02.529</b>	+0.111	21.798	18.481	22.250

#### (302) Zack Clamandemelo

1	11:58:53.037	<b>1:06.548</b>	+3.894	24.657	19.126	22.765
2	11:59:56.567	<b>1:03.530</b>	+0.876	22.194	18.819	22.517
3	12:00:59.909	<b>1:03.342</b>	+0.688	22.214	18.715	22.413
4	12:02:02.998	<b>1:03.089</b>	+0.435	21.889	18.703	22.497
5	12:03:05.946	<b>1:02.948</b>	+0.294	22.008	18.647	<b>22.293</b>
6	12:04:08.892	<b>1:02.946</b>	+0.292	<b>21.785</b>	18.573	22.588
7	12:05:12.176	<b>1:03.284</b>	+0.630	21.945	18.945	22.394
8	12:06:15.081	<b>1:02.905</b>	+0.251	21.935	18.601	22.369
9	12:07:17.735	<b>1:02.654</b>		21.825	<b>18.499</b>	22.330
10	12:08:20.480	<b>1:02.745</b>	+0.091	21.815	18.541	22.389
11	12:09:23.353	<b>1:02.873</b>	+0.219	21.896	18.573	22.404

#### (223) Tom Grice

1	11:58:54.065	<b>1:07.335</b>	+4.836	25.266	19.289	22.780
2	11:59:58.337	<b>1:04.272</b>	+1.773	22.724	19.053	22.495
3	12:01:01.991	<b>1:03.654</b>	+1.155	22.480	18.721	22.453
4	12:02:04.913	<b>1:02.922</b>	+0.423	21.906	18.651	22.365
5	12:03:07.816	<b>1:02.903</b>	+0.404	21.889	18.673	22.341
6	12:04:10.591	<b>1:02.775</b>	+0.276	21.856	18.580	22.339
7	12:05:13.275	<b>1:02.684</b>	+0.185	21.814	18.540	22.330
8	12:06:15.877	<b>1:02.602</b>	+0.103	21.841	18.482	<b>22.279</b>
9	12:07:18.376	<b>1:02.499</b>		<b>21.736</b>	18.474	22.289
10	12:08:20.989	<b>1:02.613</b>	+0.114	21.811	<b>18.439</b>	22.363
11	12:09:23.619	<b>1:02.630</b>	+0.131	21.764	18.566	22.300

#### (235) Eva Benes

1	11:58:53.570	<b>1:07.323</b>	+4.878	25.000	19.450	22.873
2	11:59:58.138	<b>1:04.568</b>	+2.123	23.048	19.013	22.507
3	12:01:03.381	<b>1:05.243</b>	+2.798	23.112	19.712	22.419
4	12:02:06.527	<b>1:03.146</b>	+0.701	22.181	18.682	22.083
5	12:03:09.209	<b>1:02.682</b>	+0.237	21.841	18.581	22.260
6	12:04:11.777	<b>1:02.568</b>	+0.123	<b>21.760</b>	18.586	22.222
7	12:05:14.611	<b>1:02.834</b>	+0.389	21.994	18.539	22.301
8	12:06:17.163	<b>1:02.552</b>	+0.107	21.798	18.512	22.242
9	12:07:19.608	<b>1:02.445</b>		21.782	<b>18.457</b>	<b>22.206</b>
10	12:08:22.159	<b>1:02.551</b>	+0.106	21.788	18.499	22.264
11	12:09:24.993	<b>1:02.834</b>	+0.389	21.973	18.603	22.258

#### (226) Jessica Backman

1	11:58:55.558	<b>1:08.985</b>	+6.724	26.418	19.563	23.004
---	--------------	-----------------	--------	--------	--------	--------

#### (228) Nicolas Picot

1	11:58:54.174	<b>1:07.610</b>	+5.094	25.585	19.274	22.751
2	11:59:59.105	<b>1:04.931</b>	+2.415	22.875	19.518	22.538
3	12:01:02.896	<b>1:03.791</b>	+1.275	22.261	19.032	22.498
4	12:02:05.937	<b>1:03.041</b>	+0.525	21.914	18.708	22.419
5	12:03:08.763	<b>1:02.826</b>	+0.310	21.916	18.614	22.296
6	12:04:11.635	<b>1:02.872</b>	+0.356	21.891	18.690	22.291
7	12:05:14.787	<b>1:03.152</b>	+0.636	22.274	18.607	22.271
8	12:06:17.511	<b>1:02.724</b>	+0.208	21.804	18.609	22.311
9	12:07:20.447	<b>1:02.936</b>	+0.420	22.119	18.550	<b>22.267</b>
10	12:08:22.963	<b>1:02.516</b>		21.780	<b>18.461</b>	22.275
11	12:09:25.563	<b>1:02.600</b>	+0.084	<b>21.778</b>	18.523	22.299

#### (292) Benjamin Bailly

1	11:58:55.851	<b>1:08.929</b>	+6.612	26.292	19.675	22.962
2	12:00:00.266	<b>1:04.415</b>	+2.098	22.232	19.475	22.708
3	12:01:03.910	<b>1:03.644</b>	+1.327	22.316	18.902	22.426
4	12:02:08.175	<b>1:04.265</b>	+1.948	22.632	19.227	22.406
5	12:03:11.209	<b>1:03.034</b>	+0.717	21.831	18.617	22.586
6	12:04:13.869	<b>1:02.660</b>	+0.343	21.851	18.491	22.318
7	12:05:16.316	<b>1:02.447</b>	+0.130	21.764	18.449	22.234
8	12:06:18.844	<b>1:02.528</b>	+0.211	21.800	18.459	22.269
9	12:07:21.270	<b>1:02.426</b>	+0.109	<b>21.698</b>	18.483	22.245
10	12:08:23.587	<b>1:02.317</b>		21.750	<b>18.401</b>	<b>22.166</b>
11	12:09:26.095	<b>1:02.508</b>	+0.191	21.746	18.483	22.279

#### (295) Joel Deputch

1	11:58:54.978	<b>1:08.498</b>	+6.070	26.237	19.526	22.735
2	12:00:00.047	<b>1:05.069</b>	+2.641	22.386	20.029	22.654
3	12:01:04.298	<b>1:04.251</b>	+1.823	22.940	18.886	22.425
4	12:02:08.073	<b>1:03.775</b>	+1.347	22.360	19.020	22.395
5	12:03:11.346	<b>1:03.273</b>	+0.845	22.275	18.612	22.386
6	12:04:14.372	<b>1:03.026</b>	+0.598	22.115	18.618	22.293
7	12:05:16.924	<b>1:02.552</b>	+0.124	21.808	18.503	22.241
8	12:06:19.352	<b>1:02.428</b>		<b>21.712</b>	18.485	22.231
9	12:07:21.780	<b>1:02.428</b>		21.783	<b>18.443</b>	22.202
10	12:08:24.214	<b>1:02.434</b>	+0.006	21.777	18.462	<b>22.195</b>
11	12:09:26.764	<b>1:02.550</b>	+0.122	21.729	18.477	22.344

#### (337) Christopher Droyspring

1	11:58:56.153	<b>1:09.341</b>	+6.911	26.874	19.608	22.859
2	12:00:00.894	<b>1:04.741</b>	+2.311	22.943	19.269	22.529
3	12:01:05.078	<b>1:04.184</b>	+1.754	22.472	19.264	22.448
4	12:02:09.064	<b>1:03.986</b>	+1.556	22.193	19.369	22.424
5	12:03:11.833	<b>1:02.769</b>	+0.339	21.908	18.540	22.321
6	12:04:15.013	<b>1:03.180</b>	+0.750	22.417	18.483	22.280
7	12:05:18.286	<b>1:03.273</b>	+0.843	21.852	19.078	22.343
8	12:06:21.709	<b>1:03.423</b>	+0.993	21.942	18.962	22.519
9	12:07:24.267	<b>1:02.558</b>	+0.128	21.949	18.372	<b>22.237</b>
10	12:08:26.697	<b>1:02.430</b>		<b>21.826</b>	<b>18.353</b>	22.251
11	12:09:29.381	<b>1:02.684</b>	+0.254	21.842	18.474	22.368

#### (248) Philip Vollstedt

1	11:58:56.834	<b>1:09.558</b>	+6.786	26.888	19.833	22.837
2	12:00:01.664	<b>1:04.830</b>	+2.058	22.690	19.487	22.653



# Rotax Euro Challenge 2014 Salbris/France

Rotax Seniors

Salbris 1,495 Km

Pre-Final

07.09.2014 11:50

Race (11 Laps) started at 11:57:45

Lap	Time of Day	Lap Tm	Diff	S1 Tm	S2 Tm	S3 Tm	Lap	Time of Day	Lap Tm	Diff	S1 Tm	S2 Tm	S3 Tm
3	12:01:05.637	<b>1:03.973</b>	+1.201	22.288	19.304	22.381	4	12:02:09.903	<b>1:05.143</b>	+2.274	22.429	20.142	22.572
4	12:02:09.247	<b>1:03.610</b>	+0.838	22.110	19.027	22.473	5	12:03:13.989	<b>1:04.086</b>	+1.217	22.220	19.255	22.611
5	12:03:12.313	<b>1:03.066</b>	+0.294	22.066	18.676	22.324	6	12:04:17.733	<b>1:03.744</b>	+0.875	22.029	19.256	22.459
6	12:04:15.764	<b>1:03.451</b>	+0.679	22.342	18.700	22.409	7	12:05:20.910	<b>1:03.177</b>	+0.308	22.115	18.648	22.414
7	12:05:18.695	<b>1:02.931</b>	+0.159	22.024	18.569	22.338	8	12:06:23.961	<b>1:03.051</b>	+0.182	<b>21.930</b>	18.665	22.456
8	12:06:22.128	<b>1:03.433</b>	+0.661	<b>21.965</b>	18.851	22.617	9	12:07:27.110	<b>1:03.149</b>	+0.280	22.213	18.580	<b>22.356</b>
9	12:07:25.089	<b>1:02.961</b>	+0.189	22.023	18.605	22.333	10	12:08:29.979	<b>1:02.869</b>		21.992	18.521	22.356
10	12:08:27.861	<b>1:02.772</b>		21.970	<b>18.520</b>	<b>22.282</b>	11	12:09:32.911	<b>1:02.932</b>	+0.063	22.015	<b>18.510</b>	22.407
11	12:09:30.830	<b>1:02.969</b>	+0.197	22.064	18.577	22.328							

(220) Abdullah Al Rawahi

1	11:58:53.918	<b>1:07.585</b>	+4.660	25.510	19.144	22.931
2	11:59:59.477	<b>1:05.559</b>	+2.634	23.074	19.865	22.620
3	12:01:03.075	<b>1:03.598</b>	+0.673	22.069	18.960	22.569
4	12:02:08.402	<b>1:05.327</b>	+2.402	23.900	18.905	22.522
5	12:03:11.614	<b>1:03.212</b>	+0.287	22.089	18.657	22.466
6	12:04:15.569	<b>1:03.955</b>	+1.030	22.835	18.623	22.497
7	12:05:19.003	<b>1:03.434</b>	+0.509	22.331	18.617	22.486
8	12:06:22.303	<b>1:03.300</b>	+0.375	<b>21.832</b>	18.805	22.663
9	12:07:25.335	<b>1:03.032</b>	+0.107	21.983	18.613	<b>22.436</b>
10	12:08:28.260	<b>1:02.925</b>		21.907	<b>18.538</b>	22.480
11	12:09:31.446	<b>1:03.186</b>	+0.261	22.110	18.556	22.520

(324) Antoni Ptak

1	11:58:56.003	<b>1:08.778</b>	+5.589	26.274	19.570	22.934
2	12:00:01.975	<b>1:05.972</b>	+2.783	22.740	20.434	22.798
3	12:01:05.979	<b>1:04.004</b>	+0.815	22.141	19.285	22.578
4	12:02:09.598	<b>1:03.619</b>	+0.430	22.037	19.063	22.519
5	12:03:13.455	<b>1:03.857</b>	+0.668	22.156	19.174	22.527
6	12:04:16.945	<b>1:03.490</b>	+0.301	22.305	18.767	22.418
7	12:05:20.134	<b>1:03.189</b>		<b>22.004</b>	18.783	22.402
8	12:06:23.557	<b>1:03.423</b>	+0.234	22.086	18.958	<b>22.379</b>
9	12:07:27.006	<b>1:03.449</b>	+0.260	22.308	18.699	22.442
10	12:08:30.447	<b>1:03.441</b>	+0.252	22.340	<b>18.582</b>	22.519
11	12:09:33.778	<b>1:03.331</b>	+0.142	22.076	18.740	22.515

(225) Michael Cool

1	11:58:54.624	<b>1:07.518</b>	+4.642	25.508	19.240	22.770
2	11:59:59.726	<b>1:05.102</b>	+2.226	22.568	19.877	22.657
3	12:01:03.193	<b>1:03.467</b>	+0.591	22.040	18.932	22.495
4	12:02:07.821	<b>1:04.628</b>	+1.752	22.785	19.250	22.593
5	12:03:11.100	<b>1:03.279</b>	+0.403	21.938	18.736	22.605
6	12:04:14.843	<b>1:03.743</b>	+0.867	22.586	18.707	22.450
7	12:05:18.127	<b>1:03.284</b>	+0.408	<b>21.842</b>	18.977	22.465
8	12:06:22.631	<b>1:04.504</b>	+1.628	21.947	19.363	23.194
9	12:07:25.552	<b>1:02.921</b>	+0.045	21.909	18.639	22.373
10	12:08:28.428	<b>1:02.876</b>		21.863	18.670	<b>22.343</b>
11	12:09:31.615	<b>1:03.187</b>	+0.311	22.174	<b>18.576</b>	22.437

(233) Petr Shchekochikhin

1	11:58:56.648	<b>1:09.171</b>	+6.362	26.582	19.557	23.032
2	12:00:01.476	<b>1:04.828</b>	+2.019	22.753	19.418	22.657
3	12:01:07.728	<b>1:06.252</b>	+3.443	22.340	20.662	23.250
4	12:02:11.862	<b>1:04.134</b>	+1.325	22.384	19.194	22.556
5	12:03:15.091	<b>1:03.229</b>	+0.420	21.952	18.733	22.544
6	12:04:18.399	<b>1:03.308</b>	+0.499	22.030	18.757	22.521
7	12:05:21.569	<b>1:03.170</b>	+0.361	22.016	18.694	22.460
8	12:06:24.488	<b>1:02.919</b>	+0.110	21.961	18.584	22.374
9	12:07:27.965	<b>1:03.477</b>	+0.668	22.236	18.898	22.343
10	12:08:30.774	<b>1:02.809</b>		<b>21.907</b>	<b>18.568</b>	<b>22.334</b>
11	12:09:34.004	<b>1:03.230</b>	+0.421	21.979	18.623	22.628

(242) Tom Meijer

1	11:58:55.955	<b>1:08.760</b>	+6.157	25.892	19.663	23.205
2	12:00:01.307	<b>1:05.352</b>	+2.749	23.037	19.678	22.637
3	12:01:06.431	<b>1:05.124</b>	+2.521	22.336	20.251	22.537
4	12:02:10.108	<b>1:03.677</b>	+1.074	22.168	19.078	22.431
5	12:03:14.276	<b>1:04.168</b>	+1.565	22.143	19.315	22.710
6	12:04:17.496	<b>1:03.220</b>	+0.617	22.099	18.683	22.438
7	12:05:20.210	<b>1:02.714</b>	+0.111	21.916	18.563	<b>22.235</b>
8	12:06:22.968	<b>1:02.758</b>	+0.155	21.854	18.568	22.336
9	12:07:25.988	<b>1:03.020</b>	+0.417	22.153	18.555	22.312
10	12:08:28.591	<b>1:02.603</b>		<b>21.774</b>	<b>18.518</b>	22.311
11	12:09:31.737	<b>1:03.146</b>	+0.543	22.328	18.518	22.300

(260) Sam Smelt

1	11:58:57.623	<b>1:10.157</b>	+7.381	27.177	20.198	22.782
2	12:00:02.126	<b>1:04.503</b>	+1.727	22.509	19.413	22.581
3	12:01:07.798	<b>1:05.672</b>	+2.896	22.445	19.894	23.333
4	12:02:12.009	<b>1:04.211</b>	+1.435	22.401	19.302	22.508
5	12:03:15.324	<b>1:03.315</b>	+0.539	22.078	18.722	22.465
6	12:04:18.868	<b>1:03.544</b>	+0.768	22.303	18.762	22.479
7	12:05:22.114	<b>1:03.246</b>	+0.470	22.143	18.732	22.371
8	12:06:25.013	<b>1:02.899</b>	+0.123	22.024	18.608	<b>22.267</b>
9	12:07:28.671	<b>1:03.658</b>	+0.882	22.002	19.214	22.442
10	12:08:31.447	<b>1:02.776</b>		<b>21.937</b>	<b>18.542</b>	22.297
11	12:09:34.388	<b>1:02.941</b>	+0.165	21.975	18.597	22.369

(252) Glenn Rupp

1	11:58:56.353	<b>1:09.019</b>	+6.335	26.521	19.577	22.921
2	12:00:01.221	<b>1:04.868</b>	+2.184	22.827	19.351	22.690
3	12:01:05.227	<b>1:04.006</b>	+1.322	22.350	19.136	22.520
4	12:02:09.401	<b>1:04.174</b>	+1.490	22.225	19.459	22.490
5	12:03:13.524	<b>1:04.123</b>	+1.439	22.512	19.160	22.451
6	12:04:16.593	<b>1:03.069</b>	+0.385	22.004	18.666	22.399
7	12:05:19.649	<b>1:03.056</b>	+0.372	21.974	18.713	22.369
8	12:06:22.778	<b>1:03.129</b>	+0.445	21.858	18.586	22.685
9	12:07:26.243	<b>1:03.465</b>	+0.781	22.481	18.677	22.307
10	12:08:28.927	<b>1:02.684</b>		<b>21.845</b>	<b>18.572</b>	<b>22.267</b>
11	12:09:32.055	<b>1:03.128</b>	+0.444	22.177	18.614	22.337

(338) Vincent Jeanvoine

1	11:58:58.045	<b>1:09.818</b>	+7.013	26.847	20.074	22.897
2	12:00:02.667	<b>1:04.622</b>	+1.817	22.648	19.400	22.574
3	12:01:06.916	<b>1:04.249</b>	+1.444	22.529	19.221	22.499
4	12:02:10.690	<b>1:03.774</b>	+0.969	22.262	19.096	22.416
5	12:03:14.712	<b>1:04.022</b>	+1.217	22.486	18.792	22.744
6	12:04:19.238	<b>1:04.526</b>	+1.721	22.828	19.081	22.617
7	12:05:22.842	<b>1:03.604</b>	+0.799	22.416	18.669	22.519
8	12:06:26.084	<b>1:03.242</b>	+0.437	22.330	<b>18.561</b>	22.351
9	12:07:29.015	<b>1:02.931</b>	+0.126	<b>21.924</b>	18.572	22.435
10	12:08:31.820	<b>1:02.805</b>		22.050	18.561	<b>22.194</b>
11	12:09:34.678	<b>1:02.858</b>	+0.053	21.974	18.568	22.316

(307) Lukasz Bartoszuk

1	11:58:55.832	<b>1:09.187</b>	+6.318	25.900	19.919	23.368
2	12:00:00.619	<b>1:04.787</b>	+1.918	22.756	19.230	22.801
3	12:01:04.760	<b>1:04.141</b>	+1.272	22.646	18.857	22.638

(240) Dan Roper

1	11:58:57.001	<b>1:09.879</b>	+7.012	27.119	20.014	22.746
2	12:00:02.299	<b>1:05.298</b>	+2.431	22.692	19.980	22.626
3	12:01:06.574	<b>1:04.275</b>	+1.408	22.476	19.318	22.481
4	12:02:10.798	<b>1:04.224</b>	+1.357	22.209	19.327	22.688

Timekeeping M. Wagner:

Steward Horst Seidel:

Printed: 07.09.2014 12:13:40

Clerk of the course Thomas Lainer:

Chief Scrutineer Paul Klaassen:

www.mylaps.com  
Licensed to: Motorsport Events

posted at: h

Page 3/4



# Rotax Euro Challenge 2014 Salbris/France

Rotax Seniors

Salbris 1,495 Km

Pre-Final

07.09.2014 11:50

Race (11 Laps) started at 11:57:45

Lap	Time of Day	Lap Tm	Diff	S1 Tm	S2 Tm	S3 Tm	Lap	Time of Day	Lap Tm	Diff	S1 Tm	S2 Tm	S3 Tm
5	12:03:14.366	<b>1:03.568</b>	+0.701	22.125	18.915	22.528							
6	12:04:17.837	<b>1:03.471</b>	+0.604	22.217	18.814	22.440							
7	12:05:21.143	<b>1:03.306</b>	+0.439	22.264	18.645	22.397							
8	12:06:24.100	<b>1:02.957</b>	+0.090	<b>21.912</b>	18.631	22.414							
9	12:07:27.669	<b>1:03.569</b>	+0.702	22.393	18.714	22.462							
10	12:08:30.536	<b>1:02.867</b>		21.976	<b>18.522</b>	<b>22.369</b>							
11	12:09:35.718	<b>1:05.182</b>	+2.315	24.157	18.594	22.431							

(340) Mason Morotta

1	11:58:57.888	<b>1:10.114</b>	+6.985	27.154	20.098	22.862
2	12:00:02.423	<b>1:04.535</b>	+1.406	22.586	19.289	22.660
3	12:01:06.745	<b>1:04.322</b>	+1.193	22.478	19.332	22.512
4	12:02:10.474	<b>1:03.729</b>	+0.600	22.125	19.055	22.549
5	12:03:14.104	<b>1:03.630</b>	+0.501	21.911	19.103	22.616
6	12:04:17.312	<b>1:03.208</b>	+0.079	22.004	18.836	22.368
7	12:05:20.441	<b>1:03.129</b>		22.164	18.659	<b>22.306</b>
8	12:06:23.710	<b>1:03.269</b>	+0.140	<b>21.853</b>	19.084	22.332
9	12:07:28.873	<b>1:05.163</b>	+2.034	22.707	19.908	22.548
10	12:08:32.264	<b>1:03.391</b>	+0.262	22.276	<b>18.646</b>	22.469
11	12:09:36.088	<b>1:03.824</b>	+0.695	22.505	18.801	22.518

(336) Dorian Henrich

1	11:58:57.318	<b>1:09.752</b>	+6.544	26.889	20.159	22.704
2	12:00:02.058	<b>1:04.740</b>	+1.532	22.713	19.380	22.647
3	12:01:06.177	<b>1:04.119</b>	+0.911	22.344	19.242	22.533
4	12:02:10.367	<b>1:04.190</b>	+0.982	22.313	19.348	22.529
5	12:03:14.602	<b>1:04.235</b>	+1.027	22.380	19.098	22.757
6	12:04:19.153	<b>1:04.551</b>	+1.343	22.319	18.761	23.471
7	12:05:22.750	<b>1:03.597</b>	+0.389	22.113	18.958	22.526
8	12:06:26.649	<b>1:03.899</b>	+0.691	22.589	18.754	22.556
9	12:07:29.857	<b>1:03.208</b>		<b>22.010</b>	18.765	22.433
10	12:08:33.086	<b>1:03.229</b>	+0.021	22.150	<b>18.659</b>	<b>22.420</b>
11	12:09:37.232	<b>1:04.146</b>	+0.938	22.575	19.048	22.523

(219) Marie Bakken

1	11:58:57.743	<b>1:10.163</b>	+6.875	27.257	20.103	22.803
2	12:00:02.930	<b>1:05.187</b>	+1.899	22.657	19.848	22.682
3	12:01:07.914	<b>1:04.984</b>	+1.696	22.499	19.175	23.310
4	12:02:12.197	<b>1:04.283</b>	+0.995	22.529	19.154	22.600
5	12:03:15.579	<b>1:03.382</b>	+0.094	22.164	18.747	22.471
6	12:04:19.393	<b>1:03.814</b>	+0.526	22.299	18.911	22.604
7	12:05:23.326	<b>1:03.933</b>	+0.645	22.784	<b>18.632</b>	22.517
8	12:06:26.781	<b>1:03.455</b>	+0.167	22.231	18.648	22.576
9	12:07:30.080	<b>1:03.299</b>	+0.011	<b>22.131</b>	18.632	22.536
10	12:08:33.368	<b>1:03.288</b>		22.229	18.654	<b>22.405</b>
11	12:09:37.394	<b>1:04.026</b>	+0.738	22.225	19.257	22.544

Rotax Euro Challenge  
 Class: Seniors  
 Date/Time: 07.09.2014 14:15

Track: Salbris / France  
 Heat: Final  
 Laps: 16

Edition 1

Marie Bakken	<b>219</b>	Laps 11 Tm. 11:52.022
	33	

Michael Cool	<b>255</b>	Laps 11 Tm. 11:51.243
	31	

Dan Roper	<b>240</b>	Laps 11 Tm. 11:50.346
	29	

Sam Smelt	<b>260</b>	Laps 11 Tm. 11:49.016
	27	

Antoni Ptak	<b>324</b>	Laps 11 Tm. 11:48.406
	25	

Tom Meijer	<b>242</b>	Laps 11 Tm. 11:46.365
	23	

Philip Vollstedt	<b>248</b>	Laps 11 Tm. 11:45.458
	21	

Joel Deputch	<b>295</b>	Laps 11 Tm. 11:41.392
	19	

Nicolas Picot	<b>228</b>	Laps 11 Tm. 11:40.191
	17	

Eva Benes	<b>235</b>	Laps 11 Tm. 11:39.621
	15	

Zack Clamandemelo	<b>302</b>	Laps 11 Tm. 11:37.981
	13	

Ilari Pispanen	<b>299</b>	Laps 11 Tm. 11:35.670
	11	

Pierce Lehane	<b>212</b>	Laps 11 Tm. 11:35.372
	9	

Lars Lamborelle	<b>222</b>	Laps 11 Tm. 11:34.313
	7	

Martin Mortensen	<b>204</b>	Laps 11 Tm. 11:32.748
	5	

Guan Yu Zhou	<b>303</b>	Laps 11 Tm. 11:31.002
	3	

Harry Webb	<b>215</b>	Laps 11 Tm. 11:28.771
	1	

Pole Position

17	Lukasz Bartoszuk	<b>307</b>	Laps 11 Tm. 11:52.539
		34	

16	Dorian Henrich	<b>336</b>	Laps 11 Tm. 11:51.860
		32	

15	Mason Morotta	<b>340</b>	Laps 11 Tm. 11:50.716
		30	

14	Vincent Jeanvoine	<b>338</b>	Laps 11 Tm. 11:49.306
		28	

13	Petr Shchekochikhin	<b>233</b>	Laps 11 Tm. 11:48.632
		26	

12	Glenn Rupp	<b>252</b>	Laps 11 Tm. 11:46.683
		24	

11	Abdullah Al Rawahi	<b>220</b>	Laps 11 Tm. 11:46.074
		22	

10	Christopher Dreyspring	<b>337</b>	Laps 11 Tm. 11:44.009
		20	

9	Benjamin Bailly	<b>292</b>	Laps 11 Tm. 11:40.723
		18	

8	Jessica Backman	<b>226</b>	Laps 11 Tm. 11:39.943
		16	

7	Tom Grice	<b>223</b>	Laps 11 Tm. 11:38.247
		14	

6	Vincent Fraise	<b>258</b>	Laps 11 Tm. 11:36.445
		12	

5	Brett Ward	<b>289</b>	Laps 11 Tm. 11:35.510
		10	

4	Edward Brand	<b>205</b>	Laps 11 Tm. 11:34.755
		8	

3	Victor Oberg	<b>286</b>	Laps 11 Tm. 11:32.819
		6	

2	Josh Price	<b>224</b>	Laps 11 Tm. 11:32.537
		4	

1	Glenn Van Parijs	<b>208</b>	Laps 11 Tm. 11:29.707
Row		2	

Clerk of the course Thomas Lainer:  
 Stewards (Chairman) Horst Seidel:

Scrutineer Paul Klaassen:  
 Timekeeping M. Wagner:



# Rotax Euro Challenge 2014 Salbris/France

Rotax Seniors

Salbris 1,495 Km

Final

07.09.2014 14:15

Race (16 Laps) started at 14:17:57

Pos	No.	Name	Nat.	Chassis	Race Team	Laps	Total Tm	Diff	Best Tm	In Lap	km/h	Points
1	215	Harry Webb	GBR	Tonykart	Strawberry Racing	16	16:37.084		1:01.962	6	86,860	55
2	224	Josh Price	GBR	Tonykart	Strawberry Racing	16	16:41.061	3.977	1:02.220	6	86,500	52
3	222	Lars Lamborelle	NLD	Tonykart	Strawberry Racing	16	16:41.703	4.619	1:02.012	7	86,790	50
4	303	Guan Yu Zhou	GBR	Tonykart	Strawberry Racing	16	16:41.849	4.765	1:02.180	5	86,555	49
5	286	Victor Oberg	SWE	Gillard	PDB Racing Team	16	16:41.978	4.894	1:02.181	5	86,554	48
6	223	Tom Grice	GBR	Tonykart	Coles Racing	16	16:44.299	7.215	1:02.171	9	86,568	47
7	208	Glenn Van Parijs	BEL	Tonykart	Bouvin Power	16	16:44.737	7.653	1:02.341	8	86,332	46
8	289	Brett Ward	GBR	Kosmic	Aim Motorsport	16	16:44.834	7.750	1:02.099	6	86,668	45
9	226	Jessica Backman	SWE	Tonykart	Strawberry Racing	16	16:46.019	8.935	1:02.152	7	86,594	44
10	299	Ilari Pispänen	FIN	Birel	KMS - Birel Motorsport	16	16:46.334	9.250	1:02.299	6	86,390	43
11	292	Benjamin Bailly	BEL	Tonykart	RS Competition	16	16:47.290	10.206	1:02.253	8	86,454	42
12	204	Martin Mortensen	DNK	Tonykart	RS Competition	16	16:47.758	10.674	1:02.419	6	86,224	41
13	302	Zack Clamandemelo	CAN	Intrepid	Intrepid Driver Program	16	16:52.750	15.666	1:02.368	7	86,294	40
14	242	Tom Meijer	NLD	Tonykart	Bouvin Power	16	16:52.866	15.782	1:02.460	4	86,167	39
15	205	Edward Brand	GBR	Intrepid	Intrepid Driver Program	16	16:53.018	15.934	1:02.167	7	86,573	38
16	220	Abdullah Al Rawahi	OMN	CRG	Msport Karting	16	16:53.236	16.152	1:02.421	12	86,221	37
17	337	Christopher Dreyspring	DEU	DR	VPDR	16	16:53.816	16.732	1:02.547	12	86,047	36
18	295	Joel Deputch	FRA	FA Kart	Race Evo	16	16:54.374	17.290	1:02.419	7	86,224	35
19	338	Vincent Jeanvoine	FRA	Tonykart	BRK Racing Team	16	16:56.272	19.188	1:02.501	7	86,111	34
20	212	Pierce Lehane	GBR	Alonso	Dan Holland Racing	16	16:59.015	21.931	1:02.244	7	86,466	33
21	228	Nicolas Picot	FRA	Sodikart	Kart Pro Racing	16	16:59.640	22.556	1:02.605	14	85,968	32
22	255	Michael Cool	BEL	Tonykart	Bouvin Power	16	17:01.026	23.942	1:02.532	6	86,068	31
23	324	Antoni Ptak	POL	Birel	KMS - Birel Motorsport	16	17:01.264	24.180	1:02.831	3	85,658	30
24	235	Eva Benes	FRA	Kosmic	PKS	16	17:01.498	24.414	1:02.446	7	86,186	29
25	252	Glenn Rupp	DEU	Tonykart	RS Competition	16	17:01.731	24.647	1:02.790	7	85,714	28
26	336	Dorian Henrich	DEU	Tonykart	RS Competition	16	17:02.969	25.885	1:02.931	14	85,522	27
27	240	Dan Roper	USA	Birel	KMS - Birel Motorsport	16	17:03.641	26.557	1:02.618	7	85,950	26
28	233	Petr Shchekochikhin	RUS	Tonykart	Protrain Racing	16	17:07.741	30.657	1:03.015	11	85,408	25
29	219	Marie Bakken	NOR	Gillard	PDB Racing Team	16	17:09.435	32.351	1:03.328	5	84,986	24
30	307	Lukasz Bartoszek	POL	CRG	CRG S.P.A.	11	12:01.628	5 Laps	1:02.780	4	85,728	23
31	248	Philip Vollstedt	DNK	Tonykart	RS Competition	3	3:16.888	13 Laps	1:03.184	3	85,180	22
32	340	Mason Morotta	USA	Birel	KMS - Birel Motorsport	1	1:10.586	15 Laps	1:07.575	1	79,645	21
33	258	Vincent Fraisse	FRA	Sodikart	Sodikart		1.007	16 Laps		0	-	20
34	260	Sam Smelt	GBR	Kosmic	Aim Motorsport		2.626	16 Laps		0	-	19

## Announcements

These results are provisional until the conclusion of any judicial and technical matters!

No. 240 warning board / time penalty 5 sec

No. 307 warning board / time penalty 5 sec

Margin of Victory	Ø km/h	Best Lap Tm	km/h	Best Lap by
3.977	86,364	1:01.962	86,860	215 - Harry Webb

Official Timing [www.rgmmc.com](http://www.rgmmc.com)

Orbits

Timekeeping M. Wagner:

Clerk of the course Thomas Lainer:

[www.mylaps.com](http://www.mylaps.com)

Steward Horst Seidel:

Chief Scrutineer Paul Klaassen:

Licensed to: Motorsport Events

Printed: 07.09.2014 14:38:03

posted at:

h



# Rotax Euro Challenge 2014 Salbris/France

## Rotax Seniors

## Salbris 1,495 Km

### Final

### 07.09.2014 14:15

### Race (16 Laps) started at 14:17:57

Lap	Time of Day	Lap Tm	Diff	S1 Tm	S2 Tm	S3 Tm	Lap	Time of Day	Lap Tm	Diff	S1 Tm	S2 Tm	S3 Tm
<b>(215) Harry Webb</b>													
1	14:19:00.642	<b>1:03.402</b>	+1.440	22.420	18.582	22.400	11	14:29:26.729	<b>1:02.537</b>	+0.357	21.683	18.506	22.348
2	14:20:03.410	<b>1:02.768</b>	+0.806	21.878	18.550	22.340	12	14:30:29.039	<b>1:02.310</b>	+0.130	21.617	18.447	22.246
3	14:21:05.797	<b>1:02.387</b>	+0.425	21.736	18.465	22.186	13	14:31:31.374	<b>1:02.335</b>	+0.155	21.648	<b>18.438</b>	22.249
4	14:22:07.946	<b>1:02.149</b>	+0.187	21.611	18.396	22.142	14	14:32:33.855	<b>1:02.481</b>	+0.301	21.660	18.568	22.253
5	14:23:10.113	<b>1:02.167</b>	+0.205	21.626	18.383	22.158	15	14:33:36.270	<b>1:02.415</b>	+0.235	21.640	18.489	22.286
6	14:24:12.075	<b>1:01.962</b>		21.541	18.305	<b>22.116</b>	16	14:34:39.089	<b>1:02.819</b>	+0.639	21.652	18.634	22.533
7	14:25:14.135	<b>1:02.060</b>	+0.098	21.538	18.326	22.196	<b>(286) Victor Oberg</b>						
8	14:26:16.176	<b>1:02.041</b>	+0.079	<b>21.537</b>	18.348	22.156	1	14:19:02.922	<b>1:05.296</b>	+3.115	23.590	19.069	22.637
9	14:27:18.178	<b>1:02.002</b>	+0.040	21.549	18.283	22.170	2	14:20:05.990	<b>1:03.068</b>	+0.887	22.055	18.674	22.339
10	14:28:20.333	<b>1:02.155</b>	+0.193	21.647	18.338	22.170	3	14:21:08.623	<b>1:02.633</b>	+0.452	21.737	18.656	22.240
11	14:29:22.447	<b>1:02.114</b>	+0.152	21.605	18.299	22.210	4	14:22:10.885	<b>1:02.262</b>	+0.081	21.605	18.458	22.199
12	14:30:24.613	<b>1:02.166</b>	+0.204	21.595	18.325	22.246	5	14:23:13.066	<b>1:02.181</b>		21.588	18.442	<b>22.151</b>
13	14:31:26.747	<b>1:02.134</b>	+0.172	21.595	18.303	22.236	6	14:24:15.326	<b>1:02.260</b>	+0.079	21.672	18.420	22.168
14	14:32:28.836	<b>1:02.089</b>	+0.127	21.650	<b>18.259</b>	22.180	7	14:25:17.680	<b>1:02.354</b>	+0.173	21.714	18.411	22.229
15	14:33:31.133	<b>1:02.297</b>	+0.335	21.732	18.339	22.226	8	14:26:20.042	<b>1:02.362</b>	+0.181	21.690	18.457	22.215
16	14:34:34.324	<b>1:03.191</b>	+1.229	22.127	18.430	22.634	9	14:27:22.345	<b>1:02.303</b>	+0.122	21.698	<b>18.390</b>	22.215
							10	14:28:24.650	<b>1:02.305</b>	+0.124	21.655	18.445	22.205
							11	14:29:26.989	<b>1:02.339</b>	+0.158	21.694	18.396	22.249
							12	14:30:29.297	<b>1:02.308</b>	+0.127	21.645	18.435	22.228
							13	14:31:31.626	<b>1:02.329</b>	+0.148	<b>21.584</b>	18.514	22.231
							14	14:32:34.223	<b>1:02.597</b>	+0.416	21.752	18.497	22.348
							15	14:33:36.604	<b>1:02.381</b>	+0.200	21.661	18.487	22.233
							16	14:34:39.218	<b>1:02.614</b>	+0.433	21.714	18.555	22.345
<b>(224) Josh Price</b>													
1	14:19:01.700	<b>1:04.178</b>	+1.958	22.798	18.886	22.494	<b>(223) Tom Grice</b>						
2	14:20:04.724	<b>1:03.024</b>	+0.804	22.050	18.622	22.352	1	14:19:03.227	<b>1:04.894</b>	+2.723	23.568	18.778	22.548
3	14:21:07.196	<b>1:02.472</b>	+0.252	21.709	18.501	22.262	2	14:20:06.734	<b>1:03.507</b>	+1.336	22.440	18.686	22.381
4	14:22:09.447	<b>1:02.251</b>	+0.031	21.570	18.458	22.223	3	14:21:09.249	<b>1:02.515</b>	+0.344	21.763	18.481	22.271
5	14:23:11.722	<b>1:02.275</b>	+0.055	21.559	18.507	22.209	4	14:22:12.307	<b>1:03.058</b>	+0.887	21.756	19.029	22.273
6	14:24:13.942	<b>1:02.220</b>		21.564	18.456	22.200	5	14:23:14.842	<b>1:02.535</b>	+0.364	21.801	18.502	22.232
7	14:25:16.271	<b>1:02.329</b>	+0.109	21.615	18.492	22.222	6	14:24:17.103	<b>1:02.261</b>	+0.090	21.609	18.436	22.216
8	14:26:18.611	<b>1:02.340</b>	+0.120	<b>21.536</b>	18.553	22.251	7	14:25:19.330	<b>1:02.227</b>	+0.056	21.650	18.367	22.210
9	14:27:20.916	<b>1:02.305</b>	+0.085	21.720	18.381	22.204	8	14:26:21.550	<b>1:02.220</b>	+0.049	<b>21.572</b>	18.441	22.207
10	14:28:23.231	<b>1:02.315</b>	+0.095	21.709	18.407	<b>22.199</b>	9	14:27:23.721	<b>1:02.171</b>		21.659	<b>18.358</b>	<b>22.154</b>
11	14:29:25.486	<b>1:02.255</b>	+0.035	21.691	<b>18.348</b>	22.216	10	14:28:26.151	<b>1:02.430</b>	+0.259	21.776	18.398	22.256
12	14:30:27.759	<b>1:02.273</b>	+0.053	21.665	18.381	22.227	11	14:29:28.543	<b>1:02.392</b>	+0.221	21.740	18.402	22.250
13	14:31:30.050	<b>1:02.291</b>	+0.071	21.650	18.373	22.268	12	14:30:30.888	<b>1:02.345</b>	+0.174	21.698	18.445	22.202
14	14:32:33.009	<b>1:02.959</b>	+0.739	22.158	18.501	22.300	13	14:31:33.403	<b>1:02.515</b>	+0.344	21.776	18.466	22.273
15	14:33:35.520	<b>1:02.511</b>	+0.291	21.642	18.544	22.325	14	14:32:35.970	<b>1:02.567</b>	+0.396	21.842	18.466	22.259
16	14:34:38.301	<b>1:02.781</b>	+0.561	21.801	18.606	22.374	15	14:33:38.457	<b>1:02.487</b>	+0.316	21.815	18.434	22.238
<b>(222) Lars Lamborelle</b>													
1	14:19:02.645	<b>1:04.969</b>	+2.957	23.334	19.004	22.631	16	14:34:41.539	<b>1:03.082</b>	+0.911	21.895	18.804	22.383
2	14:20:05.413	<b>1:02.768</b>	+0.756	21.868	18.631	22.269	<b>(208) Glenn Van Parijs</b>						
3	14:21:07.999	<b>1:02.586</b>	+0.574	21.861	18.499	22.226	1	14:19:01.622	<b>1:04.243</b>	+1.902	22.764	18.918	22.561
4	14:22:10.323	<b>1:02.324</b>	+0.312	21.612	18.435	22.277	2	14:20:05.257	<b>1:03.635</b>	+1.294	22.419	18.786	22.430
5	14:23:12.430	<b>1:02.107</b>	+0.095	21.486	18.445	22.176	3	14:21:08.915	<b>1:03.658</b>	+1.317	22.310	18.993	22.355
6	14:24:14.497	<b>1:02.067</b>	+0.055	21.537	18.381	22.149	4	14:22:11.375	<b>1:02.460</b>	+0.119	21.666	18.559	22.235
7	14:25:16.509	<b>1:02.012</b>		21.517	<b>18.367</b>	<b>22.128</b>	5	14:23:13.793	<b>1:02.418</b>	+0.077	21.611	18.517	22.290
8	14:26:19.008	<b>1:02.499</b>	+0.487	<b>21.476</b>	18.707	22.316	6	14:24:16.263	<b>1:02.470</b>	+0.129	21.688	18.498	22.284
9	14:27:21.325	<b>1:02.317</b>	+0.305	21.758	18.373	22.186	7	14:25:18.617	<b>1:02.354</b>	+0.013	21.662	18.459	<b>22.233</b>
10	14:28:23.535	<b>1:02.210</b>	+0.198	21.610	18.411	22.189	8	14:26:20.958	<b>1:02.341</b>		<b>21.581</b>	18.482	22.278
11	14:29:25.902	<b>1:02.367</b>	+0.355	21.728	18.416	22.223	9	14:27:23.391	<b>1:02.433</b>	+0.092	21.712	18.453	22.268
12	14:30:28.047	<b>1:02.145</b>	+0.133	21.517	18.423	22.205	10	14:28:25.829	<b>1:02.438</b>	+0.097	21.730	18.454	22.254
13	14:31:30.324	<b>1:02.277</b>	+0.265	21.605	18.462	22.210	11	14:29:28.304	<b>1:02.475</b>	+0.134	21.729	18.431	22.315
14	14:32:32.793	<b>1:02.469</b>	+0.457	21.767	18.444	22.258	12	14:30:30.664	<b>1:02.360</b>	+0.019	21.666	<b>18.422</b>	22.272
15	14:33:35.224	<b>1:02.431</b>	+0.419	21.689	18.458	22.284	13	14:31:33.673	<b>1:03.009</b>	+0.668	22.187	18.566	22.256
16	14:34:38.943	<b>1:03.719</b>	+1.707	21.972	19.019	22.728	14	14:32:36.284	<b>1:02.611</b>	+0.270	21.777	18.550	22.284
<b>(303) Guan Yu Zhou</b>													
1	14:19:01.303	<b>1:03.987</b>	+1.807	22.689	18.777	22.521	15	14:33:38.777	<b>1:02.493</b>	+0.152	21.683	18.549	22.261
2	14:20:04.264	<b>1:02.961</b>	+0.781	21.862	18.678	22.421	16	14:34:41.977	<b>1:03.200</b>	+0.859	21.698	18.809	22.693
3	14:21:06.915	<b>1:02.651</b>	+0.471	21.681	18.581	22.389	<b>(289) Brett Ward</b>						
4	14:22:09.314	<b>1:02.399</b>	+0.219	21.555	18.537	22.307	1	14:19:03.477	<b>1:05.506</b>	+3.407	24.209	18.813	22.484
5	14:23:11.494	<b>1:02.180</b>		<b>21.491</b>	18.487	<b>22.202</b>	2	14:20:07.104	<b>1:03.627</b>	+1.528	22.617	18.578	22.432
6	14:24:13.740	<b>1:02.246</b>	+0.066	21.554	18.483	22.209	3	14:21:09.732	<b>1:02.628</b>	+0.529	22.024	18.425	22.179
7	14:25:16.042	<b>1:02.302</b>	+0.122	21.616	18.443	22.243	4	14:22:12.475	<b>1:02.743</b>	+0.644	21.575	18.908	22.260
8	14:26:18.923	<b>1:02.881</b>	+0.701	21.594	18.953	22.334							
9	14:27:21.708	<b>1:02.785</b>	+0.605	22.019	18.486	22.280							
10	14:28:24.192	<b>1:02.484</b>	+0.304	21.648	18.563	22.273							



# Rotax Euro Challenge 2014 Salbris/France

## Rotax Seniors

Salbris 1,495 Km

### Final

07.09.2014 14:15

Race (16 Laps) started at 14:17:57

Lap	Time of Day	Lap Tm	Diff	S1 Tm	S2 Tm	S3 Tm	Lap	Time of Day	Lap Tm	Diff	S1 Tm	S2 Tm	S3 Tm
5	14:23:15.366	1:02.891	+0.792	21.845	18.870	22.176							
6	14:24:17.465	<b>1:02.099</b>		21.582	18.392	<b>22.125</b>							
7	14:25:19.591	1:02.126	+0.027	21.594	<b>18.389</b>	22.143							
8	14:26:21.792	1:02.201	+0.102	<b>21.553</b>	18.487	22.161							
9	14:27:24.123	1:02.331	+0.232	21.654	18.467	22.210							
10	14:28:26.504	1:02.381	+0.282	21.739	18.445	22.197							
11	14:29:28.799	1:02.295	+0.196	21.702	18.426	22.167							
12	14:30:31.167	1:02.368	+0.269	21.677	18.430	22.261							
13	14:31:33.853	1:02.686	+0.587	21.799	18.574	22.313							
14	14:32:36.518	1:02.665	+0.566	21.763	18.622	22.280							
15	14:33:38.993	1:02.475	+0.376	21.741	18.493	22.241							
16	14:34:42.074	1:03.081	+0.982	21.714	18.710	22.657							
<b>(204) Martin Mortensen</b>													
1	14:19:02.835	1:05.256	+2.837	23.269	19.281	22.706							
2	14:20:06.362	1:03.527	+1.108	22.392	18.771	22.364							
3	14:21:09.378	1:03.016	+0.597	21.846	18.653	22.517							
4	14:22:12.089	1:02.711	+0.292	21.684	18.720	22.307							
5	14:23:15.918	1:03.829	+1.410	22.120	19.375	22.334							
6	14:24:18.337	<b>1:02.419</b>		<b>21.652</b>	18.566	<b>22.201</b>							
7	14:25:20.915	1:02.578	+0.159	21.781	18.577	22.220							
8	14:26:23.535	1:02.620	+0.201	21.685	18.634	22.301							
9	14:27:26.557	1:03.022	+0.603	22.200	18.594	22.228							
10	14:28:29.465	1:02.908	+0.489	22.036	18.606	22.266							
11	14:29:32.047	1:02.582	+0.163	21.790	18.552	22.240							
12	14:30:34.611	1:02.564	+0.145	21.716	18.564	22.284							
13	14:31:37.166	1:02.555	+0.136	21.767	18.555	22.233							
14	14:32:39.736	1:02.570	+0.151	21.734	18.589	22.247							
15	14:33:42.271	1:02.535	+0.116	21.784	<b>18.536</b>	22.215							
16	14:34:44.998	1:02.727	+0.308	21.743	18.620	22.364							
<b>(302) Zack Clamandemelo</b>													
1	14:19:03.966	1:05.616	+3.248	24.197	18.847	22.572							
2	14:20:07.759	1:03.793	+1.425	22.409	18.737	22.647							
3	14:21:10.663	1:02.904	+0.536	22.103	18.538	22.263							
4	14:22:13.063	1:02.400	+0.032	<b>21.627</b>	18.553	22.220							
5	14:23:16.852	1:03.789	+1.421	23.049	18.498	22.242							
6	14:24:19.914	1:03.062	+0.694	22.294	18.542	22.226							
7	14:25:22.282	<b>1:02.368</b>		21.738	<b>18.425</b>	<b>22.205</b>							
8	14:26:24.749	1:02.467	+0.099	21.700	18.477	22.290							
9	14:27:27.326	1:02.577	+0.209	21.845	18.454	22.278							
10	14:28:29.970	1:02.644	+0.276	21.823	18.514	22.307							
11	14:29:32.611	1:02.641	+0.273	21.876	18.491	22.274							
12	14:30:35.217	1:02.606	+0.238	21.828	18.485	22.293							
13	14:31:38.877	1:03.660	+1.292	22.177	18.935	22.548							
14	14:32:42.725	1:03.848	+1.480	22.740	18.597	22.511							
15	14:33:46.411	1:03.686	+1.318	22.340	18.941	22.405							
16	14:34:49.990	1:03.579	+1.211	21.987	18.557	23.035							
<b>(242) Tom Meijer</b>													
1	14:19:06.291	1:06.982	+4.522	25.036	19.197	22.749							
2	14:20:09.108	1:02.817	+0.357	21.870	18.705	22.242							
3	14:21:12.911	1:03.803	+1.343	22.054	19.063	22.686							
4	14:22:15.371	<b>1:02.460</b>		21.789	<b>18.439</b>	22.232							
5	14:23:18.614	1:03.243	+0.783	22.005	18.817	22.421							
6	14:24:21.742	1:03.128	+0.668	21.945	18.850	22.333							
7	14:25:24.205	1:02.463	+0.003	21.823	18.450	<b>22.190</b>							
8	14:26:26.928	1:02.723	+0.263	21.941	18.504	22.278							
9	14:27:29.598	1:02.670	+0.210	21.832	18.547	22.291							
10	14:28:32.192	1:02.594	+0.134	21.818	18.517	22.259							
11	14:29:34.815	1:02.623	+0.163	21.919	18.440	22.264							
12	14:30:37.440	1:02.625	+0.165	21.825	18.510	22.290							
13	14:31:40.035	1:02.595	+0.135	21.812	18.466	22.317							
14	14:32:43.056	1:03.021	+0.561	21.954	18.591	22.476							
15	14:33:47.355	1:04.299	+1.839	22.173	19.725	22.401							
16	14:34:50.106	1:02.751	+0.291	<b>21.751</b>	18.555	22.445							
<b>(205) Edward Brand</b>													
1	14:19:05.454	1:07.651	+5.484	26.002	19.041	22.608							
2	14:20:08.826	1:03.372	+1.205	22.031	18.794	22.547							
3	14:21:12.642	1:03.816	+1.649	22.023	19.315	22.478							
4	14:22:15.109	1:02.467	+0.300	21.685	18.655	22.127							
5	14:23:18.481	1:03.372	+1.205	21.851	19.148	22.373							
6	14:24:21.175	1:02.694	+0.527	21.825	18.667	22.202							
7	14:25:23.342	<b>1:02.167</b>		<b>21.677</b>	<b>18.384</b>	<b>22.106</b>							
8	14:26:25.676	1:02.334	+0.167	21.698	18.443	22.193							
9	14:27:28.042	1:02.366	+0.199	21.760	18.420	22.186							
10	14:28:30.535	1:02.493	+0.326	21.759	18.524	22.210							
<b>(226) Jessica Backman</b>													
1	14:19:03.778	1:05.327	+3.175	23.808	18.938	22.581							
2	14:20:08.117	1:04.339	+2.187	22.493	18.662	23.184							
3	14:21:10.968	1:02.851	+0.699	22.199	18.473	22.179							
4	14:22:13.264	1:02.296	+0.144	21.577	18.518	22.201							
5	14:23:17.059	1:03.795	+1.643	23.082	18.485	22.228							
6	14:24:19.293	1:02.234	+0.082	21.690	18.408	<b>22.136</b>							
7	14:25:21.445	<b>1:02.152</b>		21.579	18.420	22.153							
8	14:26:23.685	1:02.240	+0.088	<b>21.540</b>	18.460	22.240							
9	14:27:26.112	1:02.427	+0.275	21.837	18.453	22.137							
10	14:28:28.554	1:02.442	+0.290	21.738	18.489	22.215							
11	14:29:30.961	1:02.407	+0.255	21.726	18.430	22.251							
12	14:30:33.199	1:02.238	+0.086	21.646	<b>18.387</b>	22.205							
13	14:31:35.550	1:02.351	+0.199	21.692	18.439	22.220							
14	14:32:37.843	1:02.293	+0.141	21.629	18.432	22.232							
15	14:33:40.261	1:02.418	+0.266	21.722	18.494	22.202							
16	14:34:43.259	1:02.998	+0.846	21.777	18.807	22.414							
<b>(299) Ilari Pispänen</b>													
1	14:19:03.106	1:05.229	+2.930	23.724	18.936	22.569							
2	14:20:06.955	1:03.849	+1.550	22.802	18.653	22.394							
3	14:21:10.039	1:03.084	+0.785	22.265	18.583	22.236							
4	14:22:12.603	1:02.564	+0.265	21.636	18.622	22.306							
5	14:23:15.687	1:03.084	+0.785	21.894	18.937	22.253							
6	14:24:17.986	<b>1:02.299</b>		21.682	18.451	<b>22.166</b>							
7	14:25:20.384	1:02.398	+0.099	21.667	18.524	22.207							
8	14:26:22.770	1:02.386	+0.087	<b>21.631</b>	18.522	22.233							
9	14:27:25.089	1:02.319	+0.020	21.697	18.439	22.183							
10	14:28:27.564	1:02.475	+0.176	21.792	18.454	22.229							
11	14:29:30.081	1:02.517	+0.218	21.811	18.471	22.235							
12	14:30:32.512	1:02.431	+0.132	21.759	<b>18.428</b>	22.244							
13													



# Rotax Euro Challenge 2014 Salbris/France

## Rotax Seniors

Salbris 1,495 Km

### Final

07.09.2014 14:15

### Race (16 Laps) started at 14:17:57

Lap	Time of Day	Lap Tm	Diff	S1 Tm	S2 Tm	S3 Tm
11	14:29:32.928	1:02.393	+0.226	21.795	18.414	22.184
12	14:30:35.409	1:02.481	+0.314	21.786	18.489	22.206
13	14:31:39.013	1:03.604	+1.437	22.057	19.171	22.376
14	14:32:42.836	1:03.823	+1.656	22.840	18.588	22.395
15	14:33:46.843	1:04.007	+1.840	22.154	19.605	22.248
16	14:34:50.258	1:03.415	+1.248	21.835	18.524	23.056

(220) Abdullah Al Rawahi						
Lap	Time of Day	Lap Tm	Diff	S1 Tm	S2 Tm	S3 Tm
1	14:19:07.305	1:07.944	+5.523	25.398	19.419	23.127
2	14:20:10.196	1:02.891	+0.470	21.862	18.637	22.392
3	14:21:13.213	1:03.017	+0.596	21.798	18.727	22.492
4	14:22:16.157	1:02.944	+0.523	22.226	18.497	22.221
5	14:23:18.880	1:02.723	+0.302	21.835	18.518	22.370
6	14:24:21.999	1:03.119	+0.698	22.079	18.668	22.372
7	14:25:24.706	1:02.707	+0.286	21.890	18.561	22.256
8	14:26:27.731	1:03.025	+0.604	22.017	18.715	22.293
9	14:27:30.316	1:02.585	+0.164	21.862	18.455	22.268
10	14:28:32.875	1:02.559	+0.138	21.761	18.477	22.321
11	14:29:35.471	1:02.596	+0.175	21.876	18.471	22.249
12	14:30:37.892	1:02.421		21.761	18.407	22.253
13	14:31:40.527	1:02.635	+0.214	21.762	18.521	22.352
14	14:32:43.352	1:02.825	+0.404	21.783	18.584	22.458
15	14:33:47.638	1:04.286	+1.865	21.986	19.943	22.357
16	14:34:50.476	1:02.838	+0.417	21.828	18.571	22.439

(337) Christopher Dreyspring						
Lap	Time of Day	Lap Tm	Diff	S1 Tm	S2 Tm	S3 Tm
1	14:19:05.395	1:06.351	+3.804	24.533	19.011	22.807
2	14:20:08.989	1:03.594	+1.047	22.363	18.710	22.521
3	14:21:13.146	1:04.157	+1.610	22.495	18.880	22.782
4	14:22:18.545	1:05.399	+2.852	23.748	19.179	22.472
5	14:23:21.336	1:02.791	+0.244	21.910	18.544	22.337
6	14:24:24.137	1:02.801	+0.254	21.931	18.536	22.334
7	14:25:26.722	1:02.585	+0.038	21.850	18.474	22.261
8	14:26:29.462	1:02.740	+0.193	21.771	18.631	22.338
9	14:27:32.302	1:02.840	+0.293	21.965	18.525	22.350
10	14:28:35.043	1:02.741	+0.194	21.885	18.508	22.348
11	14:29:37.735	1:02.692	+0.145	21.977	18.442	22.273
12	14:30:40.282	1:02.547		21.897	18.381	22.269
13	14:31:43.078	1:02.796	+0.249	22.057	18.447	22.292
14	14:32:45.744	1:02.666	+0.119	21.887	18.491	22.288
15	14:33:48.449	1:02.705	+0.158	21.926	18.486	22.293
16	14:34:51.056	1:02.607	+0.060	21.834	18.469	22.304

(295) Joel Deputch						
Lap	Time of Day	Lap Tm	Diff	S1 Tm	S2 Tm	S3 Tm
1	14:19:09.164	1:10.042	+7.623	25.377	19.614	25.051
2	14:20:13.255	1:04.091	+1.672	22.701	18.960	22.430
3	14:21:15.876	1:02.621	+0.202	21.884	18.479	22.258
4	14:22:18.765	1:02.889	+0.470	21.747	18.687	22.455
5	14:23:22.812	1:04.047	+1.628	23.221	18.540	22.286
6	14:24:25.238	1:02.426	+0.007	21.798	18.473	22.155
7	14:25:27.657	1:02.419		21.773	18.445	22.201
8	14:26:30.301	1:02.644	+0.225	21.759	18.619	22.266
9	14:27:32.879	1:02.578	+0.159	21.842	18.514	22.222
10	14:28:35.906	1:03.027	+0.608	22.000	18.677	22.350
11	14:29:38.613	1:02.707	+0.288	22.000	18.505	22.202
12	14:30:41.137	1:02.524	+0.105	21.831	18.481	22.212
13	14:31:43.744	1:02.607	+0.188	21.884	18.500	22.223
14	14:32:46.290	1:02.546	+0.127	21.788	18.508	22.250
15	14:33:48.894	1:02.604	+0.185	21.853	18.516	22.235
16	14:34:51.614	1:02.720	+0.301	21.891	18.528	22.301

(338) Vincent Jeanvoine						
Lap	Time of Day	Lap Tm	Diff	S1 Tm	S2 Tm	S3 Tm
1	14:19:09.079	1:08.893	+6.392	25.941	19.383	23.569
2	14:20:13.459	1:04.380	+1.879	22.579	19.298	22.503
3	14:21:16.301	1:02.842	+0.341	21.872	18.619	22.351
4	14:22:19.101	1:02.800	+0.299	21.796	18.565	22.439

Lap	Time of Day	Lap Tm	Diff	S1 Tm	S2 Tm	S3 Tm
5	14:23:22.125	1:03.024	+0.523	22.106	18.612	22.306
6	14:24:24.688	1:02.563	+0.062	21.857	18.484	22.222
7	14:25:27.189	1:02.501		21.765	18.507	22.229
8	14:26:30.003	1:02.814	+0.313	21.780	18.703	22.331
9	14:27:32.723	1:02.720	+0.219	21.849	18.532	22.339
10	14:28:36.333	1:03.610	+1.109	22.043	18.870	22.697
11	14:29:40.357	1:04.024	+1.523	22.172	19.299	22.553
12	14:30:42.944	1:02.587	+0.086	21.862	18.430	22.295
13	14:31:45.522	1:02.578	+0.077	21.869	18.439	22.270
14	14:32:48.091	1:02.569	+0.068	21.828	18.491	22.250
15	14:33:50.794	1:02.703	+0.202	21.880	18.546	22.277
16	14:34:53.512	1:02.718	+0.217	21.906	18.518	22.294

(212) Pierce Lehane						
Lap	Time of Day	Lap Tm	Diff	S1 Tm	S2 Tm	S3 Tm
1	14:19:07.910	1:10.127	+7.883	27.885	19.322	22.920
2	14:20:16.227	1:08.317	+6.073	27.039	18.819	22.459
3	14:21:19.659	1:03.432	+1.188	21.867	18.682	22.883
4	14:22:22.948	1:03.289	+1.045	22.210	18.731	22.348
5	14:23:25.951	1:03.003	+0.759	21.821	18.711	22.471
6	14:24:28.743	1:02.792	+0.548	22.021	18.472	22.299
7	14:25:30.987	1:02.244		21.729	18.321	22.194
8	14:26:33.577	1:02.590	+0.346	21.709	18.490	22.391
9	14:27:36.355	1:02.778	+0.534	21.818	18.687	22.273
10	14:28:38.804	1:02.449	+0.205	21.746	18.503	22.200
11	14:29:41.429	1:02.625	+0.381	21.785	18.503	22.337
12	14:30:45.027	1:03.598	+1.354	22.678	18.651	22.269
13	14:31:47.916	1:02.889	+0.645	21.953	18.603	22.333
14	14:32:50.430	1:02.514	+0.270	21.730	18.529	22.255
15	14:33:53.076	1:02.646	+0.402	21.839	18.500	22.307
16	14:34:56.255	1:03.179	+0.935	21.735	19.041	22.403

(228) Nicolas Picot						
Lap	Time of Day	Lap Tm	Diff	S1 Tm	S2 Tm	S3 Tm
1	14:19:04.467	1:05.549	+2.944	23.917	18.922	22.710
2	14:20:07.904	1:03.437	+0.832	22.163	18.745	22.529
3	14:21:12.335	1:04.431	+1.826	22.595	19.531	22.305
4	14:22:14.981	1:02.646	+0.041	21.878	18.604	22.164
5	14:23:18.741	1:03.760	+1.155	22.187	19.145	22.428
6	14:24:21.851	1:03.110	+0.505	21.993	18.797	22.320
7	14:25:24.486	1:02.635	+0.030	21.878	18.560	22.197
8	14:26:33.450	1:08.964	+6.359	22.138	22.843	23.983
9	14:27:36.575	1:03.125	+0.520	21.828	19.020	22.277
10	14:28:39.304	1:02.729	+0.124	21.836	18.545	22.348
11	14:29:41.968	1:02.664	+0.059	21.869	18.496	22.299
12	14:30:45.200	1:03.232	+0.627	22.314	18.629	22.289
13	14:31:48.088	1:02.888	+0.283	21.961	18.548	22.379
14	14:32:50.693	1:02.605		21.827	18.577	22.201
15	14:33:54.024	1:03.331	+0.726	22.221	18.786	22.324
16	14:34:56.880	1:02.856	+0.251	21.880	18.664	22.312

(255) Michael Cool						
Lap	Time of Day	Lap Tm	Diff	S1 Tm	S2 Tm	S3 Tm
1	14:19:10.986	1:10.646	+8.114	26.591	19.448	24.607
2	14:20:14.931	1:03.945	+1.413	22.239	18.880	22.826
3	14:21:18.732	1:03.801	+1.269	22.063	19.228	22.510
4	14:22:21.680	1:02.948	+0.416	21.936	18.533	22.479
5	14:23:24.633	1:02.953	+0.421	21.949	18.582	22.422
6	14:24:27.165	1:02.532		21.744	18.499	22.289
7	14:25:29.916	1:02.751	+0.219	21.820	18.603	22.328
8	14:26:32.862	1:02.946	+0.414	21.837	18.560	22.549
9	14:27:35.562	1:02.700	+0.168	21.784	18.547	22.369
10	14:28:38.257	1:02.695	+0.163	21.790	18.533	22.372
11	14:29:41.108	1:02.851	+0.319	21.832	18.589	22.430
12	14:30:44.769	1:03.661	+1.129	22.404	18.832	22.425
13	14:31:47.560	1:02.791	+0.259	21.818	18.586	22.387
14	14:32:50.274	1:02.714	+0.182	21.690	18.664	22.360
15	14:33:54.553	1:04.279	+1.747	22.538	19.264	22.477
16	14:34:58.266	1:03.713	+1.181	22.123	19.008	22.582

Timekeeping M. Wagner:  Clerk of the course Thomas Lainer:

Steward Horst Seidel: Chief Scrutineer Paul Klaassen: [www.mylaps.com](http://www.mylaps.com)  
Licensed to: Motorsport Events





# Rotax Euro Challenge 2014 Salbris/France

## Rotax Seniors

Salbris 1,495 Km

## Final

07.09.2014 14:15

## Race (16 Laps) started at 14:17:57

Lap	Time of Day	Lap Tm	Diff	S1 Tm	S2 Tm	S3 Tm	Lap	Time of Day	Lap Tm	Diff	S1 Tm	S2 Tm	S3 Tm
<b>(324) Antoni Ptak</b>													
1	14:19:07.124	<b>1:07.597</b>	+4.766	25.369	19.414	22.814	11	14:29:44.988	<b>1:03.008</b>	+0.077	22.071	<b>18.556</b>	22.381
2	14:20:10.870	<b>1:03.746</b>	+0.915	22.365	18.911	22.470	12	14:30:48.051	<b>1:03.063</b>	+0.132	22.033	18.614	22.416
3	14:21:13.701	<b>1:02.831</b>		<b>21.813</b>	18.732	22.286	13	14:31:51.126	<b>1:03.075</b>	+0.144	<b>21.944</b>	18.594	22.537
4	14:22:17.199	<b>1:03.498</b>	+0.667	22.549	18.674	<b>22.275</b>	14	14:32:54.057	<b>1:02.931</b>		22.026	18.557	<b>22.348</b>
5	14:23:20.090	<b>1:02.891</b>	+0.060	21.904	18.653	22.334	15	14:33:57.016	<b>1:02.959</b>	+0.028	21.953	18.625	22.381
6	14:24:23.017	<b>1:02.927</b>	+0.096	21.836	18.749	22.342	16	14:35:00.209	<b>1:03.193</b>	+0.262	22.076	18.729	22.388
7	14:25:25.972	<b>1:02.955</b>	+0.124	22.017	18.588	22.350	<b>(240) Dan Roper</b>						
8	14:26:29.222	<b>1:03.250</b>	+0.419	21.997	18.874	22.379	1	14:19:10.225	<b>1:10.256</b>	+7.638	26.422	19.569	24.265
9	14:27:32.639	<b>1:03.417</b>	+0.586	22.320	18.612	22.485	2	14:20:14.269	<b>1:04.044</b>	+1.426	22.399	18.959	22.686
10	14:28:36.126	<b>1:03.487</b>	+0.656	21.999	18.774	22.714	3	14:21:18.608	<b>1:04.339</b>	+1.721	22.231	19.623	22.485
11	14:29:40.529	<b>1:04.403</b>	+1.572	22.281	19.311	22.811	4	14:22:21.389	<b>1:02.781</b>	+0.163	21.889	18.538	22.354
12	14:30:44.380	<b>1:03.851</b>	+1.020	22.851	18.649	22.351	5	14:23:24.256	<b>1:02.867</b>	+0.249	22.049	18.517	22.301
13	14:31:47.231	<b>1:02.851</b>	+0.020	21.929	<b>18.585</b>	22.337	6	14:24:26.955	<b>1:02.699</b>	+0.081	21.905	18.526	22.268
14	14:32:50.196	<b>1:02.965</b>	+0.134	21.907	18.639	22.419	7	14:25:29.573	<b>1:02.618</b>		21.888	18.521	<b>22.209</b>
15	14:33:54.731	<b>1:04.535</b>	+1.704	22.971	19.046	22.518	8	14:26:32.380	<b>1:02.807</b>	+0.189	<b>21.832</b>	18.562	22.413
16	14:34:58.504	<b>1:03.773</b>	+0.942	22.088	19.144	22.541	9	14:27:35.108	<b>1:02.728</b>	+0.110	21.934	<b>18.510</b>	22.284
<b>(235) Eva Benes</b>													
1	14:19:04.631	<b>1:05.989</b>	+3.543	24.023	18.999	22.967	10	14:28:37.944	<b>1:02.836</b>	+0.218	21.926	18.564	22.346
2	14:20:08.682	<b>1:04.051</b>	+1.605	22.175	19.384	22.492	11	14:29:40.791	<b>1:02.847</b>	+0.229	21.934	18.565	22.348
3	14:21:12.087	<b>1:03.405</b>	+0.959	22.077	19.037	22.291	12	14:30:43.906	<b>1:03.115</b>	+0.497	22.203	18.570	22.342
4	14:22:14.717	<b>1:02.630</b>	+0.184	21.914	18.554	<b>22.162</b>	13	14:31:46.763	<b>1:02.857</b>	+0.239	21.976	18.515	22.366
5	14:23:18.305	<b>1:03.588</b>	+1.142	22.142	19.165	22.281	14	14:32:49.633	<b>1:02.870</b>	+0.252	21.932	18.568	22.370
6	14:24:21.493	<b>1:03.188</b>	+0.742	21.918	19.041	22.229	15	14:33:52.539	<b>1:02.906</b>	+0.288	21.969	18.555	22.382
7	14:25:23.939	<b>1:02.446</b>		<b>21.740</b>	18.502	22.204	16	14:34:55.881	<b>1:03.342</b>	+0.724	22.009	18.854	22.479
8	14:26:33.291	<b>1:09.352</b>	+6.906	22.513	23.346	23.493	<b>(233) Petr Shchekochikhin</b>						
9	14:27:35.825	<b>1:02.534</b>	+0.088	21.765	<b>18.497</b>	22.272	1	14:19:08.954	<b>1:09.289</b>	+6.274	26.337	19.360	23.592
10	14:28:38.540	<b>1:02.715</b>	+0.269	21.900	18.530	22.285	2	14:20:14.183	<b>1:05.229</b>	+2.214	23.201	19.304	22.724
11	14:29:41.344	<b>1:02.804</b>	+0.358	21.875	18.542	22.387	3	14:21:18.142	<b>1:03.959</b>	+0.944	22.189	19.174	22.596
12	14:30:45.753	<b>1:04.409</b>	+1.963	23.152	18.776	22.481	4	14:22:21.238	<b>1:03.096</b>	+0.081	21.992	18.628	22.476
13	14:31:48.602	<b>1:02.849</b>	+0.403	22.051	18.521	22.277	5	14:23:25.606	<b>1:04.368</b>	+1.353	22.834	19.033	22.501
14	14:32:51.216	<b>1:02.614</b>	+0.168	21.861	18.510	22.243	6	14:24:33.730	<b>1:08.124</b>	+5.109	26.965	18.645	22.514
15	14:33:54.874	<b>1:03.658</b>	+1.212	22.077	19.005	22.576	7	14:25:36.772	<b>1:03.042</b>	+0.027	21.997	18.544	22.501
16	14:34:58.738	<b>1:03.864</b>	+1.418	22.087	19.149	22.628	8	14:26:39.797	<b>1:03.025</b>	+0.010	<b>21.961</b>	18.562	22.502
<b>(252) Glenn Rupp</b>													
1	14:19:08.056	<b>1:08.588</b>	+5.798	26.437	19.216	22.935	9	14:27:42.962	<b>1:03.165</b>	+0.150	22.060	18.630	<b>22.475</b>
2	14:20:11.442	<b>1:03.386</b>	+0.596	22.228	18.737	22.421	10	14:28:46.034	<b>1:03.072</b>	+0.057	21.986	18.571	22.515
3	14:21:14.465	<b>1:03.023</b>	+0.233	21.926	18.712	22.385	11	14:29:49.049	<b>1:03.015</b>		22.017	<b>18.519</b>	22.479
4	14:22:18.947	<b>1:04.482</b>	+1.692	22.492	19.160	22.830	12	14:30:52.282	<b>1:03.233</b>	+0.218	21.963	18.653	22.617
5	14:23:22.688	<b>1:03.741</b>	+0.951	22.759	18.654	22.328	13	14:31:55.342	<b>1:03.060</b>	+0.045	22.012	18.554	22.494
6	14:24:25.677	<b>1:02.989</b>	+0.199	22.108	18.606	<b>22.275</b>	14	14:32:58.398	<b>1:03.056</b>	+0.041	22.019	18.540	22.497
7	14:25:28.467	<b>1:02.790</b>		<b>21.827</b>	18.605	22.358	15	14:34:01.592	<b>1:03.194</b>	+0.179	22.063	18.613	22.518
8	14:26:31.560	<b>1:03.093</b>	+0.303	21.873	18.794	22.426	16	14:35:04.981	<b>1:03.389</b>	+0.374	22.141	18.620	22.628
9	14:27:34.532	<b>1:02.972</b>	+0.182	21.903	18.681	22.388	<b>(219) Marie Bakken</b>						
10	14:28:37.516	<b>1:02.984</b>	+0.194	21.987	18.615	22.382	1	14:19:11.122	<b>1:10.678</b>	+7.350	25.916	20.013	24.749
11	14:29:40.619	<b>1:03.103</b>	+0.313	21.997	18.592	22.514	2	14:20:15.477	<b>1:04.355</b>	+1.027	22.797	18.886	22.672
12	14:30:45.616	<b>1:04.997</b>	+2.207	23.370	19.135	22.492	3	14:21:19.407	<b>1:03.930</b>	+0.602	22.164	18.882	22.884
13	14:31:49.033	<b>1:03.417</b>	+0.627	22.312	18.674	22.431	4	14:22:23.294	<b>1:03.887</b>	+0.559	22.233	19.035	22.619
14	14:32:52.022	<b>1:02.989</b>	+0.199	21.901	<b>18.582</b>	22.506	5	14:23:26.622	<b>1:03.328</b>		<b>22.048</b>	18.730	22.550
15	14:33:55.169	<b>1:03.147</b>	+0.357	21.977	18.749	22.421	6	14:24:30.429	<b>1:03.807</b>	+0.479	22.629	18.716	<b>22.462</b>
16	14:34:58.971	<b>1:03.802</b>	+1.012	21.926	19.109	22.767	7	14:25:33.936	<b>1:03.507</b>	+0.179	22.207	18.672	22.628
<b>(336) Dorian Henrich</b>													
1	14:19:09.580	<b>1:09.239</b>	+6.308	25.925	19.458	23.856	8	14:26:37.948	<b>1:04.012</b>	+0.684	22.615	18.865	22.532
2	14:20:15.001	<b>1:05.421</b>	+2.490	22.651	19.664	23.106	9	14:27:41.438	<b>1:03.490</b>	+0.162	22.322	18.669	22.499
3	14:21:19.213	<b>1:04.212</b>	+1.281	22.303	19.119	22.790	10	14:28:44.977	<b>1:03.539</b>	+0.211	22.335	18.725	22.479
4	14:22:22.418	<b>1:03.205</b>	+0.274	22.164	18.686	22.355	11	14:29:48.525	<b>1:03.548</b>	+0.220	22.314	18.686	22.548
5	14:23:26.197	<b>1:03.779</b>	+0.848	22.037	18.914	22.828	12	14:30:52.047	<b>1:03.522</b>	+0.194	22.298	18.647	22.577
6	14:24:29.465	<b>1:03.268</b>	+0.337	22.261	18.614	22.393	13	14:31:55.929	<b>1:03.882</b>	+0.554	22.599	18.740	22.543
7	14:25:32.453	<b>1:02.988</b>	+0.057	21.983	18.579	22.426	14	14:32:59.425	<b>1:03.496</b>	+0.168	22.284	18.653	22.559
8	14:26:35.585	<b>1:03.132</b>	+0.201	22.105	18.567	22.460	15	14:34:02.775	<b>1:03.350</b>	+0.022	22.172	<b>18.633</b>	22.545
9	14:27:38.819	<b>1:03.234</b>	+0.303	22.130	18.713	22.391	16	14:35:06.675	<b>1:03.900</b>	+0.572	22.256	18.647	22.997
10	14:28:41.980	<b>1:03.161</b>	+0.230	22.131	18.581	22.449	<b>(307) Lukasz Bartoszuk</b>						
<b>(307) Lukasz Bartoszuk</b>													
1	14:19:10.799	<b>1:10.141</b>	+7.361	26.036	19.588	24.517	1	14:19:10.799	<b>1:10.141</b>	+7.361	26.036	19.588	24.517
2	14:20:14.636	<b>1:03.837</b>	+1.057	22.306	18.921	22.610	2	14:20:14.636	<b>1:03.837</b>	+1.057	22.306	18.921	22.610
3	14:21:19.050	<b>1:04.414</b>	+1.634	22.030	19.580	22.804	3	14:21:19.050	<b>1:04.414</b>	+1.634	22.030	19.580	22.804
4	14:22:21.830	<b>1:02.780</b>		<b>21.948</b>	<b>18.579</b>	<b>22.253</b>	4	14:22:21.830	<b>1:02.780</b>		<b>21.948</b>	<b>18.579</b>	<b>22.253</b>



# Rotax Euro Challenge 2014 Salbris/France

Rotax Seniors

Salbris 1,495 Km

Final

07.09.2014 14:15

Race (16 Laps) started at 14:17:57

Lap	Time of Day	Lap Tm	Diff	S1 Tm	S2 Tm	S3 Tm	Lap	Time of Day	Lap Tm	Diff	S1 Tm	S2 Tm	S3 Tm
5	14:23:25.760	<b>1:03.930</b>	+1.150	22.397	19.054	22.479							
6	14:24:37.301	<b>1:11.541</b>	+8.761	30.479	18.727	22.335							
7	14:25:40.548	<b>1:03.247</b>	+0.467	22.252	18.618	22.377							
8	14:26:43.846	<b>1:03.298</b>	+0.518	22.198	18.713	22.387							
9	14:27:47.007	<b>1:03.161</b>	+0.381	22.163	18.619	22.379							
10	14:28:50.229	<b>1:03.222</b>	+0.442	22.171	18.656	22.395							
11	14:29:53.868	<b>1:03.639</b>	+0.859	22.345	18.711	22.583							

(248) Philip Vollstedt

1	14:19:07.469	<b>1:08.273</b>	+5.089	24.968	20.521	22.784
2	14:20:10.944	<b>1:03.475</b>	+0.291	22.343	18.723	<b>22.409</b>
3	14:21:14.128	<b>1:03.184</b>		<b>22.096</b>	<b>18.650</b>	22.438

(340) Mason Morotta

1	14:19:07.826	<b>1:07.575</b>		25.080	19.449	23.046
---	--------------	-----------------	--	--------	--------	--------