



Rotax Euro Challenge 2014 Zuera/Spain

Rotax Juniors

Zuera 1,699 Km

Free Practice 1

18.07.2014 11:00

Practice (10:00 Time) started at 11:00:00

Pos	No.	Name	Nat.	Chassis	Race Team	Laps	Best Tm	Diff	Gap	In Lap	km/h
1	77	Lluc Ibanez	ESP	Kosmic	Binakart	5	1:04.999			5	94,100
2	9	Darren Keane	IRL	Tonykart	Strawberry Racing	5	1:05.109	0.110	0.110	3	93,941
3	8	Thomas Preining	AUT	FA Kart	Team TKP	6	1:05.163	0.164	0.054	5	93,863
4	95	Dean MacDonald	GBR	Tonykart	Strawberry Racing	6	1:05.230	0.231	0.067	3	93,767
5	33	Jack McCarthy	GBR	Tonykart	Strawberry Racing	6	1:05.263	0.264	0.033	5	93,719
6	103	Gianfranco Mazzaferro	CAN	Alonso	Dan Holland Racing	5	1:05.320	0.321	0.057	5	93,637
7	49	Dave Wooder	GBR	Alonso	Dan Holland Racing	5	1:05.389	0.390	0.069	5	93,539
8	86	Marcus Armstrong	NZL	Alonso	Dan Holland Racing	6	1:05.389	0.390		5	93,539
9	106	Ayrton Simmons	GBR	Tonykart	Coles Racing	6	1:05.392	0.393	0.003	5	93,534
10	12	Rinus van Kalmthout	NLD	CRG	PSL/VF Racing	6	1:05.400	0.401	0.008	4	93,523
11	5	Max Timmermans	BEL	Tonykart	Strawberry Racing	5	1:05.424	0.425	0.024	5	93,489
12	64	Luc Willemse	NLD	FA Kart	Team TKP	6	1:05.441	0.442	0.017	5	93,464
13	53	Marta Garcia	ESP	Zanardi	MGL Racing Xtreme	7	1:05.447	0.448	0.006	6	93,456
14	114	Barrichello Noor	IDN	FA Kart	Team TKP/Riser Shadaff M/	6	1:05.457	0.458	0.010	5	93,441
15	62	Richard Veschoor	NLD	FA Kart	Team TKP	6	1:05.472	0.473	0.015	6	93,420
16	60	Mauricio Van der Laan	ESP	Intrepid	Intrepid Driver Program	6	1:05.510	0.511	0.038	6	93,366
17	108	Cao Zhuo	CHN	FA Kart	Team TKP	6	1:05.547	0.548	0.037	2	93,313
18	104	Javier Gonzalez	MEX	Kosmic	Paul Carr Racing	6	1:05.576	0.577	0.029	6	93,272
19	26	Finlay Hutchison	GBR	Alonso	Dan Holland Racing	6	1:05.589	0.590	0.013	4	93,253
20	36	Alex Quinn	GBR	Tonykart	Coles Racing	6	1:05.644	0.645	0.055	5	93,175
21	32	Jordan Brown-Nutley	GBR	Tonykart	Coles Racing	6	1:05.665	0.666	0.021	4	93,146
22	81	Jack Martin	GBR	Tonykart	Strawberry Racing	6	1:05.684	0.685	0.019	5	93,119
23	31	Daniel Louko	FIN	Tonykart	MPT Racing	8	1:05.700	0.701	0.016	8	93,096
24	51	Luke Wooder	GBR	Alonso	Dan Holland Racing	5	1:05.702	0.703	0.002	5	93,093
25	115	Presley Martono	IDN	Tonykart	DNR/Bouvin Power	6	1:05.709	0.710	0.007	6	93,083
26	87	Nicolas Schoell	AUT	Alonso	Dan Holland Racing	6	1:05.711	0.712	0.002	6	93,080
27	46	Perdana Minang	IDN	tonykart	Aim Motorsport/RedWhite F	6	1:05.736	0.737	0.025	6	93,045
28	94	Max Hofer	AUT	Birel	KMS Birel Motorsport	6	1:05.757	0.758	0.021	6	93,015
29	35	Ido Cohen	ISR	Tonykart	Protrain Racing	7	1:05.844	0.845	0.087	7	92,892
30	21	Andrew Wong	GBR	Tonykart	Protrain Racing	7	1:05.938	0.939	0.094	7	92,760
31	22	Jakub Bezel	CZE	MS Kart	MS Kart Racing Team	6	1:05.989	0.990	0.051	6	92,688
32	50	Leonard Hoogenboom	NLD	Alonso	Dan Holland Racing	6	1:06.010	1.011	0.021	4	92,659
33	90	Adrien Renaudin	FRA	Sodikart	KPR	6	1:06.010	1.011		5	92,659
34	24	Dennis Mavlanov	RUS	Kosmic	Zeta Corse	6	1:06.059	1.060	0.049	6	92,590
35	112	Adam Haikal	MYS	FA Kart	Team TKP	5	1:06.074	1.075	0.015	3	92,569
36	58	Dzianis Slavinski	BLR	Tonykart	M-Racing	6	1:06.104	1.105	0.030	6	92,527
37	88	Mick Wishofer	AUT	Birel	KMS Birel Motorsport	6	1:06.338	1.339	0.234	5	92,201
38	47	Antoine Perceval	FRA	Tonykart	SG Drivers	5	1:06.356	1.357	0.018	5	92,176
39	110	Keanon Santoso	IDN	Gillard	PDB Racing Team	6	1:06.383	1.384	0.027	5	92,138
40	116	Ivan Chubarov	RUS	Art GP	Art GP Official Team	8	1:06.404	1.405	0.021	8	92,109
41	117	Nateal Cantin	CAN	Birel	KMS Birel Motorsport	5	1:06.430	1.431	0.026	5	92,073
42	57	Scott Symons	GBR	Kosmic	KR Sport	6	1:06.548	1.549	0.118	1	91,910

Timekeeping M. Wagner:



Clerk of the course Thomas Lainer:

Steward Horst Seidel:

Chief Scrutineer Paul Klaassen:

www.mylaps.com

Licensed to: Motorsport Events



Rotax Euro Challenge 2014 Zuera/Spain

Rotax Juniors

Zuera 1,699 Km

Free Practice 1

18.07.2014 11:00

Practice (10:00 Time) started at 11:00:00

Lap	Time of Day	Lap Tm	Diff	S1 Tm	S2 Tm	S3 Tm	Lap	Time of Day	Lap Tm	Diff	S1 Tm	S2 Tm	S3 Tm
(77) Lluç Ibanez													
1	11:05:29.231	1:10.572	+5.573	24.972	24.310	21.290	5	11:09:55.672	1:05.392		20.992	23.171	21.229
2	11:06:34.814	1:05.583	+0.584	21.301	22.912	21.370	6	11:11:01.763	1:06.091	+0.699	20.980	23.870	21.241
3	11:07:50.420	1:15.606	+10.607	21.110	33.125	21.371	(12) Rinus van Kalmthout						
4	11:08:55.921	1:05.501	+0.502	21.317	22.869	21.315	1	11:05:26.988	1:06.740	+1.340	22.049	23.394	21.297
5	11:10:00.920	1:04.999		21.056	22.797	21.146	2	11:06:32.705	1:05.717	+0.317	21.342	23.083	21.292
(9) Darren Keane													
1	11:05:34.405	1:05.755	+0.646	21.213	23.179	21.363	3	11:07:38.325	1:05.620	+0.220	21.158	23.090	21.372
2	11:06:39.981	1:05.576	+0.467	21.141	23.056	21.379	4	11:08:43.725	1:05.400		21.147	23.009	21.244
3	11:07:45.090	1:05.109		21.048	22.892	21.169	5	11:09:49.738	1:06.013	+0.613	21.169	23.384	21.460
4	11:08:53.090	1:08.000	+2.891	20.976	25.901	21.123	6	11:10:55.750	1:06.012	+0.612	21.312	23.029	21.671
5	11:09:58.261	1:05.171	+0.062	20.907	23.058	21.206	(5) Max Timmermans						
(8) Thomas Preining													
1	11:05:35.075	1:06.126	+0.963	21.556	23.252	21.318	1	11:05:27.593	1:06.532	+1.108	21.725	23.419	21.388
2	11:06:41.218	1:06.143	+0.980	21.497	23.121	21.525	2	11:06:33.377	1:05.784	+0.360	21.108	23.178	21.498
3	11:07:47.534	1:06.316	+1.153	21.541	23.571	21.204	3	11:07:39.913	1:06.536	+1.112	21.865	23.282	21.389
4	11:08:53.276	1:05.742	+0.579	21.167	23.362	21.213	4	11:08:59.431	1:19.518	+14.094	22.580	33.942	22.996
5	11:09:58.439	1:05.163		21.034	23.026	21.103	5	11:10:04.855	1:05.424		20.943	23.198	21.283
6	11:11:04.607	1:06.168	+1.005	21.160	23.032	21.976	(64) Luc Willemsse						
(95) Dean MacDonald													
1	11:05:31.059	1:06.078	+0.848	21.227	23.509	21.342	1	11:05:36.399	1:06.439	+0.998	21.691	23.382	21.366
2	11:06:36.530	1:05.471	+0.241	21.019	23.129	21.323	2	11:06:42.619	1:06.220	+0.779	21.349	23.501	21.370
3	11:07:41.760	1:05.230		21.006	23.009	21.215	3	11:07:48.292	1:05.673	+0.232	21.270	23.143	21.260
4	11:08:47.463	1:05.703	+0.473	21.153	23.245	21.305	4	11:08:54.056	1:05.764	+0.323	21.282	23.202	21.280
5	11:09:52.780	1:05.317	+0.087	20.991	23.072	21.254	5	11:09:59.497	1:05.441		21.176	23.074	21.191
6	11:10:58.242	1:05.462	+0.232	21.088	23.149	21.225	6	11:11:05.435	1:05.938	+0.497	21.123	23.126	21.689
(33) Jack McCarthy													
1	11:05:35.657	1:05.538	+0.275	21.247	23.156	21.135	(53) Marta Garcia						
2	11:06:41.254	1:05.597	+0.334	21.163	23.146	21.288	1	11:04:22.864	1:06.896	+1.449	21.723	23.618	21.555
3	11:07:46.953	1:05.699	+0.436	21.344	23.134	21.221	2	11:05:29.905	1:07.041	+1.594	22.064	23.455	21.522
4	11:08:52.816	1:05.863	+0.600	21.092	23.272	21.499	3	11:06:35.754	1:05.849	+0.402	21.417	23.048	21.384
5	11:09:58.079	1:05.263		20.953	23.062	21.248	4	11:07:44.308	1:08.554	+3.107	21.169	23.230	24.155
6	11:11:03.766	1:05.687	+0.424	21.150	23.090	21.447	5	11:08:50.520	1:06.212	+0.765	21.576	23.339	21.297
(103) Gianfranco Mazzaferro													
1	11:05:42.438	1:05.687	+0.367	21.116	23.332	21.239	6	11:09:55.967	1:05.447		20.992	23.081	21.374
2	11:06:48.223	1:05.785	+0.465	21.354	23.095	21.336	7	11:11:01.874	1:05.907	+0.460	20.989	23.351	21.567
3	11:07:53.613	1:05.390	+0.070	21.070	23.043	21.277	(114) Barrichello Noor						
4	11:08:59.103	1:05.490	+0.170	21.002	23.158	21.330	1	11:05:35.301	1:05.771	+0.314	21.165	23.401	21.205
5	11:10:04.423	1:05.320		20.958	23.076	21.286	2	11:06:41.496	1:06.195	+0.738	21.818	23.116	21.261
(49) Dave Wooder													
1	11:05:41.986	1:05.709	+0.320	21.319	23.182	21.208	3	11:07:47.822	1:06.326	+0.869	21.386	23.706	21.234
2	11:06:47.746	1:05.760	+0.371	21.417	23.071	21.272	4	11:08:53.590	1:05.768	+0.311	21.068	23.415	21.285
3	11:07:53.336	1:05.590	+0.201	21.197	23.096	21.297	5	11:09:59.047	1:05.457		21.046	23.123	21.288
4	11:08:58.808	1:05.472	+0.083	21.126	23.109	21.237	6	11:11:05.355	1:06.308	+0.851	21.062	23.222	22.024
5	11:10:04.197	1:05.389		21.061	23.060	21.268	(62) Richard Veschoor						
(86) Marcus Armstrong													
1	11:05:30.012	1:11.950	+6.561	24.934	25.526	21.490	1	11:05:25.076	1:06.302	+0.830	21.621	23.340	21.341
2	11:06:35.653	1:05.641	+0.252	21.119	23.053	21.469	2	11:06:30.812	1:05.736	+0.264	21.283	23.199	21.254
3	11:07:41.399	1:05.746	+0.357	21.053	23.296	21.397	3	11:07:36.488	1:05.676	+0.204	21.193	23.143	21.340
4	11:08:47.027	1:05.628	+0.239	21.124	23.158	21.346	4	11:08:42.237	1:05.749	+0.277	21.162	23.199	21.388
5	11:09:52.416	1:05.389		20.969	23.094	21.326	5	11:09:51.475	1:09.238	+3.766	21.979	25.753	21.506
6	11:10:57.965	1:05.549	+0.160	21.017	23.221	21.311	6	11:10:56.947	1:05.472		21.146	23.088	21.238
(106) Ayrton Simmons													
1	11:05:32.713	1:08.081	+2.689	21.497	24.766	21.818	(60) Mauricio Van der Laan						
2	11:06:38.417	1:05.704	+0.312	21.194	23.258	21.252	1	11:05:36.221	1:06.380	+0.870	21.653	23.358	21.369
3	11:07:44.216	1:05.799	+0.407	21.392	23.237	21.170	2	11:06:42.679	1:06.458	+0.948	21.422	23.754	21.282
4	11:08:50.280	1:06.064	+0.672	21.581	23.247	21.236	3	11:07:48.608	1:05.929	+0.419	21.371	23.235	21.323
(108) Cao Zhuo													
1	11:05:35.189	1:06.820	+1.273	22.213	23.345	21.262	4	11:08:54.310	1:05.702	+0.192	21.143	23.261	21.298
2	11:06:40.736	1:05.547		21.147	23.108	21.292	5	11:09:59.992	1:05.682	+0.172	21.191	23.120	21.371
3	11:07:46.755	1:06.019	+0.472	21.294	23.375	21.350	6	11:11:05.502	1:05.510		21.036	23.109	21.365
4	11:08:52.885	1:06.130	+0.583	21.450	23.335	21.345	(108) Cao Zhuo						
5	11:09:59.202	1:06.317	+0.770	21.604	23.435	21.278	1	11:05:35.189	1:06.820	+1.273	22.213	23.345	21.262
6	11:11:05.210	1:06.008	+0.461	21.205	23.112	21.691	2	11:06:40.736	1:05.547		21.147	23.108	21.292

Timekeeping M. Wagner:



Clerk of the course Thomas Lainer:

Steward Horst Seidel:

Chief Scrutineer Paul Klaassen:

www.mylaps.com

Licensed to: Motorsport Events



Rotax Euro Challenge 2014 Zuera/Spain

Rotax Juniors

Zuera 1,699 Km

Free Practice 1

18.07.2014 11:00

Practice (10:00 Time) started at 11:00:00

Lap	Time of Day	Lap Tm	Diff	S1 Tm	S2 Tm	S3 Tm
(104) Javier Gonzalez						
1	11:05:27.650	1:06.282	+0.706	21.633	23.326	21.323
2	11:06:33.421	1:05.771	+0.195	21.301	23.187	21.283
3	11:07:40.844	1:07.423	+1.847	22.473	23.640	21.310
4	11:08:46.730	1:05.886	+0.310	21.419	23.126	21.341
5	11:09:52.568	1:05.838	+0.262	21.467	23.115	21.256
6	11:10:58.144	1:05.576		21.108	23.172	21.296

Lap	Time of Day	Lap Tm	Diff	S1 Tm	S2 Tm	S3 Tm
(26) Finlay Hutchison						
1	11:05:25.643	1:07.336	+1.747	22.412	23.586	21.338
2	11:06:32.241	1:06.598	+1.009	21.204	23.723	21.671
3	11:07:38.080	1:05.839	+0.250	21.218	23.201	21.420
4	11:08:43.669	1:05.589		21.056	23.184	21.349
5	11:09:50.166	1:06.497	+0.908	21.451	23.705	21.341
6	11:10:56.234	1:06.068	+0.479	21.085	23.663	21.320

Lap	Time of Day	Lap Tm	Diff	S1 Tm	S2 Tm	S3 Tm
(36) Alex Quinn						
1	11:05:32.114	1:06.055	+0.411	21.273	23.360	21.422
2	11:06:37.838	1:05.724	+0.080	21.158	23.157	21.409
3	11:07:43.678	1:05.840	+0.196	21.142	23.154	21.544
4	11:08:49.343	1:05.665	+0.021	21.129	23.137	21.399
5	11:09:54.987	1:05.644		21.071	23.100	21.473
6	11:11:00.981	1:05.994	+0.350	21.046	23.553	21.395

Lap	Time of Day	Lap Tm	Diff	S1 Tm	S2 Tm	S3 Tm
(32) Jordan Brown-Nutley						
1	11:05:24.387	1:06.384	+0.719	21.296	23.587	21.501
2	11:06:30.536	1:06.149	+0.484	21.326	23.244	21.579
3	11:07:36.736	1:06.200	+0.535	21.633	23.176	21.391
4	11:08:42.401	1:05.665		21.190	23.177	21.298
5	11:09:50.968	1:08.567	+2.902	21.415	25.752	21.400
6	11:11:01.590	1:10.622	+4.957	24.114	25.116	21.392

Lap	Time of Day	Lap Tm	Diff	S1 Tm	S2 Tm	S3 Tm
(81) Jack Martin						
1	11:05:28.252	1:07.556	+1.872	22.481	23.757	21.318
2	11:06:34.135	1:05.883	+0.199	21.306	23.301	21.276
3	11:07:41.256	1:07.121	+1.437	22.169	23.565	21.387
4	11:08:47.863	1:06.607	+0.923	21.926	23.381	21.300
5	11:09:53.547	1:05.684		21.209	23.173	21.302
6	11:10:59.237	1:05.690	+0.006	21.303	23.123	21.264

Lap	Time of Day	Lap Tm	Diff	S1 Tm	S2 Tm	S3 Tm
(31) Daniel Louko						
1	11:02:34.879	1:12.623	+6.923	21.952	26.389	24.282
2	11:03:42.554	1:07.675	+1.975	22.047	23.936	21.692
3	11:04:49.070	1:06.516	+0.816	21.597	23.467	21.452
4	11:05:55.088	1:06.018	+0.318	21.388	23.249	21.381
5	11:07:01.267	1:06.179	+0.479	21.617	23.214	21.348
6	11:08:07.115	1:05.848	+0.148	21.220	23.217	21.411
7	11:09:13.067	1:05.952	+0.252	21.237	23.317	21.398
8	11:10:18.767	1:05.700		21.223	23.089	21.388

Lap	Time of Day	Lap Tm	Diff	S1 Tm	S2 Tm	S3 Tm
(51) Luke Wooder						
1	11:05:41.822	1:06.680	+0.978	21.543	23.598	21.539
2	11:06:48.440	1:06.618	+0.916	21.660	23.315	21.643
3	11:07:54.314	1:05.874	+0.172	21.276	23.231	21.367
4	11:09:00.135	1:05.821	+0.119	21.244	23.242	21.335
5	11:10:05.837	1:05.702		21.194	23.190	21.318

Lap	Time of Day	Lap Tm	Diff	S1 Tm	S2 Tm	S3 Tm
(115) Presley Martono						
1	11:05:23.964	1:06.546	+0.837	21.670	23.371	21.505
2	11:06:30.014	1:06.050	+0.341	21.292	23.219	21.539
3	11:07:36.060	1:06.046	+0.337	21.462	23.158	21.426
4	11:08:41.841	1:05.781	+0.072	21.255	23.138	21.388
5	11:09:50.260	1:08.419	+2.710	22.021	25.108	21.290
6	11:10:55.969	1:05.709		21.117	23.263	21.329

Lap	Time of Day	Lap Tm	Diff	S1 Tm	S2 Tm	S3 Tm
(87) Nicolas Schoell						
1	11:05:24.951	1:06.684	+0.973	21.721	23.562	21.401
2	11:06:31.922	1:06.971	+1.260	21.647	23.717	21.607
3	11:07:37.994	1:06.072	+0.361	21.299	23.206	21.567
4	11:08:44.344	1:06.350	+0.639	21.582	23.303	21.465
5	11:09:50.759	1:06.415	+0.704	21.343	23.573	21.499
6	11:10:56.470	1:05.711		21.142	23.174	21.395

Lap	Time of Day	Lap Tm	Diff	S1 Tm	S2 Tm	S3 Tm
(46) Perdana Minang						
1	11:05:27.457	1:07.018	+1.282	21.738	23.854	21.426
2	11:06:34.316	1:06.859	+1.123	21.891	23.407	21.561
3	11:07:40.448	1:06.132	+0.396	21.380	23.313	21.439
4	11:08:46.315	1:05.867	+0.131	21.092	23.263	21.512
5	11:09:52.174	1:05.859	+0.123	21.220	23.225	21.414
6	11:10:57.910	1:05.736		21.147	23.135	21.454

Lap	Time of Day	Lap Tm	Diff	S1 Tm	S2 Tm	S3 Tm
(94) Max Hofer						
1	11:04:47.995	1:15.481	+9.724	22.009	23.700	29.772
2	11:05:56.208	1:08.213	+2.456	23.319	23.346	21.548
3	11:07:02.269	1:06.061	+0.304	21.328	23.312	21.421
4	11:08:08.316	1:06.047	+0.290	21.371	23.305	21.371
5	11:09:14.490	1:06.174	+0.417	21.203	23.475	21.496
6	11:10:20.247	1:05.757		21.142	23.253	21.362

Lap	Time of Day	Lap Tm	Diff	S1 Tm	S2 Tm	S3 Tm
(35) Ido Cohen						
1	11:03:41.326	1:07.243	+1.399	21.639	23.805	21.799
2	11:04:48.526	1:07.200	+1.356	21.921	23.552	21.727
3	11:05:54.872	1:06.346	+0.502	21.384	23.487	21.475
4	11:07:01.933	1:07.061	+1.217	21.937	23.415	21.709
5	11:08:07.912	1:05.979	+0.135	21.313	23.263	21.403
6	11:09:13.832	1:05.920	+0.076	21.296	23.204	21.420
7	11:10:19.676	1:05.844		21.213	23.205	21.426

Lap	Time of Day	Lap Tm	Diff	S1 Tm	S2 Tm	S3 Tm
(21) Andrew Wong						
1	11:03:41.378	1:07.239	+1.301	21.865	23.829	21.545
2	11:04:47.860	1:06.482	+0.544	21.622	23.365	21.495
3	11:05:53.974	1:06.114	+0.176	21.326	23.317	21.471
4	11:06:59.942	1:05.968	+0.030	21.299	23.197	21.472
5	11:08:05.960	1:06.018	+0.080	21.339	23.264	21.415
6	11:09:11.915	1:05.955	+0.017	21.211	23.268	21.476
7	11:10:17.853	1:05.938		21.297	23.253	21.388

Lap	Time of Day	Lap Tm	Diff	S1 Tm	S2 Tm	S3 Tm
(22) Jakob Bezel						
1	11:05:26.236	1:11.514	+5.525	24.102	25.828	21.584
2	11:06:32.639	1:06.403	+0.414	21.356	23.220	21.827
3	11:07:38.689	1:06.050	+0.061	21.432	23.154	21.464
4	11:08:44.802	1:06.113	+0.124	21.218	23.417	21.478
5	11:09:51.678	1:06.876	+0.887	21.302	23.697	21.877
6	11:10:57.667	1:05.989		21.195	23.269	21.525

Lap	Time of Day	Lap Tm	Diff	S1 Tm	S2 Tm	S3 Tm
(50) Leonard Hoogenboom						
1	11:05:24.035	1:06.190	+0.180	21.317	23.503	21.370
2	11:06:30.183	1:06.148	+0.138	21.408	23.318	21.422
3	11:07:36.286	1:06.103	+0.093	21.436	23.289	21.378
4	11:08:42.296	1:06.010		21.180	23.273	21.557
5	11:09:50.500	1:08.204	+2.194	21.220	25.659	21.325
6	11:10:56.834	1:06.334	+0.324	21.571	23.437	21.326

Lap	Time of Day	Lap Tm	Diff	S1 Tm	S2 Tm	S3 Tm
(90) Adrien Renaudin						
1	11:05:28.561	1:07.917	+1.907	22.552	23.928	21.437
2	11:06:34.774	1:06.213	+0.203	21.326	23.431	21.456
3	11:07:41.616	1:06.842	+0.832	21.534	23.439	21.869
4	11:08:48.374	1:06.758	+0.748	21.952	23.383	21.423
5	11:09:54.384	1:06.010		21.190	23.396	21.424
6	11:11:00.545	1:06.161	+0.151	21.295	23.429	



Rotax Euro Challenge 2014 Zuera/Spain

Rotax Juniors

Zuera 1,699 Km

Free Practice 1

18.07.2014 11:00

Practice (10:00 Time) started at 11:00:00

Lap	Time of Day	Lap Tm	Diff	S1 Tm	S2 Tm	S3 Tm	Lap	Time of Day	Lap Tm	Diff	S1 Tm	S2 Tm	S3 Tm
(24) Dennis Mavlanov							3	11:07:40.794	1:06.787	+0.239	21.766	23.613	21.408
1	11:05:24.894	1:06.411	+0.352	21.432	23.464	21.515	4	11:08:47.408	1:06.614	+0.066	21.548	23.634	21.432
2	11:06:32.210	1:07.316	+1.257	21.217	24.568	21.531	5	11:09:54.250	1:06.842	+0.294	21.760	23.550	21.532
3	11:07:38.284	1:06.074	+0.015	21.360	23.241	21.473	6	11:11:01.339	1:07.089	+0.541	21.567	24.066	21.456
4	11:08:44.492	1:06.208	+0.149	21.398	23.382	21.428							
5	11:09:51.327	1:06.835	+0.776	21.395	23.791	21.649							
6	11:10:57.386	1:06.059		21.367	23.234	21.458							

(112) Adam Haikal						
1	11:05:37.464	1:06.732	+0.658	21.565	23.598	21.569
2	11:06:43.555	1:06.091	+0.017	21.359	23.271	21.461
3	11:07:49.629	1:06.074		21.242	23.328	21.504
4	11:08:55.824	1:06.195	+0.121	21.242	23.463	21.490
5	11:10:02.269	1:06.445	+0.371	21.550	23.235	21.660

(58) Dzianis Slavinski						
1	11:02:30.146	1:08.064	+1.960	22.232	23.872	21.960
2	11:03:37.570	1:07.424	+1.320	21.856	23.719	21.849
3	11:04:44.310	1:06.740	+0.636	21.636	23.408	21.696
4	11:08:35.725	3:51.415	+2:45.311	21.384	23.158	21.621
5	11:09:41.854	1:06.129	+0.025	21.386	23.134	21.609
6	11:10:47.958	1:06.104		21.374	23.116	21.614

(88) Mick Wishofer						
1	11:05:30.466	1:07.674	+1.336	22.618	23.547	21.509
2	11:06:37.102	1:06.636	+0.298	21.399	23.745	21.492
3	11:07:43.626	1:06.524	+0.186	21.560	23.315	21.649
4	11:08:50.988	1:07.362	+1.024	22.283	23.641	21.438
5	11:09:57.326	1:06.338		21.395	23.300	21.643
6	11:11:03.991	1:06.665	+0.327	21.441	23.310	21.914

(47) Antoine Perceval						
1	11:05:31.721	1:07.557	+1.201	22.372	23.451	21.734
2	11:06:38.323	1:06.602	+0.246	21.652	23.367	21.583
3	11:07:45.003	1:06.680	+0.324	21.673	23.446	21.561
4	11:08:51.477	1:06.474	+0.118	21.537	23.352	21.585
5	11:09:57.833	1:06.356		21.415	23.325	21.616

(110) Keanon Santoso						
1	11:04:52.045	1:07.889	+1.506	22.186	24.097	21.606
2	11:05:58.681	1:06.636	+0.253	21.665	23.430	21.541
3	11:07:05.209	1:06.528	+0.145	21.625	23.451	21.452
4	11:08:11.937	1:06.728	+0.345	21.709	23.533	21.486
5	11:09:18.320	1:06.383		21.503	23.443	21.437
6	11:10:24.793	1:06.473	+0.090	21.526	23.452	21.495

(116) Ivan Chubarov						
1	11:02:30.933	1:08.271	+1.867	21.984	24.082	22.205
2	11:03:39.117	1:08.184	+1.780	22.093	23.990	22.101
3	11:04:46.803	1:07.686	+1.282	21.919	23.789	21.978
4	11:05:53.914	1:07.111	+0.707	21.740	23.654	21.717
5	11:07:00.841	1:06.927	+0.523	21.741	23.448	21.738
6	11:08:07.723	1:06.882	+0.478	21.546	23.656	21.680
7	11:09:14.384	1:06.661	+0.257	21.667	23.348	21.646
8	11:10:20.788	1:06.404		21.505	23.355	21.544

(117) Nateal Cantin						
1	11:05:41.818	1:26.191	+19.761	38.055	24.148	23.988
2	11:06:49.855	1:08.037	+1.607	22.918	23.382	21.737
3	11:07:56.447	1:06.592	+0.162	21.598	23.434	21.560
4	11:09:03.218	1:06.771	+0.341	21.586	23.460	21.725
5	11:10:09.648	1:06.430		21.425	23.425	21.580

(57) Scott Symons						
1	11:05:26.871	1:06.548		21.565	23.504	21.479
2	11:06:34.007	1:07.136	+0.588	22.309	23.369	21.458



Rotax Euro Challenge 2014 Zuera/Spain

Rotax Juniors

Zuera 1,699 Km

Free Practice 2

18.07.2014 13:00

Practice (10:00 Time) started at 13:00:00

Pos	No.	Name	Nat.	Chassis	Race Team	Laps	Best Tm	Diff	Gap	In Lap	km/h
1	8	Thomas Preining	AUT	FA Kart	Team TKP	4	1:05.472			3	93,420
2	53	Marta Garcia	ESP	Zanardi	MGL Racing Xtreme	4	1:05.518	0.046	0.046	2	93,354
3	86	Marcus Armstrong	NZL	Alonso	Dan Holland Racing	4	1:05.587	0.115	0.069	2	93,256
4	77	Lluc Ibanez	ESP	Kosmic	Binakart	4	1:05.613	0.141	0.026	3	93,219
5	9	Darren Keane	IRL	Tonykart	Strawberry Racing	4	1:05.633	0.161	0.020	3	93,191
6	49	Dave Wooder	GBR	Alonso	Dan Holland Racing	4	1:05.646	0.174	0.013	4	93,172
7	12	Rinus van Kalmthout	NLD	CRG	PSL/VF Racing	4	1:05.672	0.200	0.026	3	93,136
8	115	Presley Martono	IDN	Tonykart	DNR/Bouvin Power	4	1:05.673	0.201	0.001	3	93,134
9	33	Jack McCarthy	GBR	Tonykart	Strawberry Racing	4	1:05.711	0.239	0.038	4	93,080
10	62	Richard Veschoor	NLD	FA Kart	Team TKP	4	1:05.713	0.241	0.002	2	93,077
11	95	Dean MacDonald	GBR	Tonykart	Strawberry Racing	4	1:05.727	0.255	0.014	4	93,058
12	108	Cao Zhuo	CHN	FA Kart	Team TKP	4	1:05.804	0.332	0.077	3	92,949
13	94	Max Hofer	AUT	Birel	KMS Birel Motorsport	4	1:05.805	0.333	0.001	3	92,947
14	103	Gianfranco Mazzaferro	CAN	Alonso	Dan Holland Racing	4	1:05.851	0.379	0.046	3	92,882
15	64	Luc Willemse	NLD	FA Kart	Team TKP	4	1:05.857	0.385	0.006	4	92,874
16	26	Finlay Hutchison	GBR	Alonso	Dan Holland Racing	4	1:05.865	0.393	0.008	4	92,863
17	5	Max Timmermans	BEL	Tonykart	Strawberry Racing	4	1:05.871	0.399	0.006	3	92,854
18	87	Nicolas Schoell	AUT	Alonso	Dan Holland Racing	4	1:05.961	0.489	0.090	2	92,728
19	35	Ido Cohen	ISR	Tonykart	Protrain Racing	4	1:05.962	0.490	0.001	4	92,726
20	36	Alex Quinn	GBR	Tonykart	Coles Racing	4	1:05.977	0.505	0.015	4	92,705
21	24	Dennis Mavlanov	RUS	Kosmic	Zeta Corse	5	1:05.999	0.527	0.022	5	92,674
22	60	Mauricio Van der Laan	ESP	Intrepid	Intrepid Driver Program	4	1:06.009	0.537	0.010	4	92,660
23	46	Perdana Minang	IDN	tonykart	Aim Motorsport/RedWhite F	4	1:06.031	0.559	0.022	3	92,629
24	81	Jack Martin	GBR	Tonykart	Strawberry Racing	4	1:06.080	0.608	0.049	3	92,561
25	32	Jordan Brown-Nutley	GBR	Tonykart	Coles Racing	4	1:06.081	0.609	0.001	3	92,559
26	106	Ayrton Simmons	GBR	Tonykart	Coles Racing	4	1:06.122	0.650	0.041	3	92,502
27	104	Javier Gonzalez	MEX	Kosmic	Paul Carr Racing	4	1:06.219	0.747	0.097	4	92,366
28	47	Antoine Perceval	FRA	Tonykart	SG Drivers	4	1:06.226	0.754	0.007	4	92,356
29	50	Leonard Hoogenboom	NLD	Alonso	Dan Holland Racing	4	1:06.232	0.760	0.006	4	92,348
30	114	Barrichello Noor	IDN	FA Kart	Team TKP/Riser Shadaff M/	4	1:06.242	0.770	0.010	2	92,334
31	117	Nateal Cantin	CAN	Birel	KMS Birel Motorsport	4	1:06.244	0.772	0.002	4	92,331
32	88	Mick Wishofer	AUT	Birel	KMS Birel Motorsport	4	1:06.248	0.776	0.004	2	92,326
33	22	Jakub Bezel	CZE	MS Kart	MS Kart Racing Team	5	1:06.277	0.805	0.029	5	92,285
34	58	Dzianis Slavinski	BLR	Tonykart	M-Racing	7	1:06.361	0.889	0.084	7	92,169
35	112	Adam Haikal	MYS	FA Kart	Team TKP	4	1:06.373	0.901	0.012	4	92,152
36	31	Daniel Louko	FIN	Tonykart	MPT Racing	8	1:06.433	0.961	0.060	8	92,069
37	57	Scott Symons	GBR	Kosmic	KR Sport	4	1:06.441	0.969	0.008	3	92,058
38	21	Andrew Wong	GBR	Tonykart	Protrain Racing	4	1:06.473	1.001	0.032	4	92,013
39	51	Luke Wooder	GBR	Alonso	Dan Holland Racing	4	1:06.478	1.006	0.005	3	92,006
40	90	Adrien Renaudin	FRA	Sodikart	KPR	4	1:06.729	1.257	0.251	3	91,660
41	110	Keanon Santoso	IDN	Gillard	PDB Racing Team	5	1:06.812	1.340	0.083	3	91,546
42	116	Ivan Chubarov	RUS	Art GP	Art GP Official Team	7	1:06.898	1.426	0.086	7	91,429

Timekeeping M. Wagner:

Clerk of the course Thomas Lainer:

Steward Horst Seidel:

Chief Scrutineer Paul Klaassen:

www.mylaps.com

Licensed to: Motorsport Events



Rotax Euro Challenge 2014 Zuera/Spain

Rotax Juniors

Zuera 1,699 Km

Free Practice 2

18.07.2014 13:00

Practice (10:00 Time) started at 13:00:00

Lap	Time of Day	Lap Tm	Diff	S1 Tm	S2 Tm	S3 Tm
(8) Thomas Preining						
1	13:07:00.500	1:11.303	+5.831	21.626	28.198	21.479
2	13:08:06.511	1:06.011	+0.539	21.270	23.210	21.531
3	13:09:11.983	1:05.472		21.098	22.992	21.382
4	13:10:17.916	1:05.933	+0.461	21.338	23.091	21.504

(53) Marta Garcia						
1	13:07:03.926	1:12.731	+7.213	23.014	27.933	21.784
2	13:08:09.444	1:05.518		21.204	22.956	21.358
3	13:09:15.205	1:05.761	+0.243	21.464	22.958	21.339
4	13:10:20.766	1:05.561	+0.043	21.181	23.043	21.337

(86) Marcus Armstrong						
1	13:06:59.281	1:07.509	+1.922	22.108	23.694	21.707
2	13:08:04.868	1:05.587		21.017	23.118	21.452
3	13:09:10.668	1:05.800	+0.213	21.180	23.079	21.541
4	13:10:16.351	1:05.683	+0.096	21.142	23.110	21.431

(77) Lluc Ibanez						
1	13:07:01.597	1:07.056	+1.443	21.334	23.492	22.230
2	13:08:07.490	1:05.893	+0.280	21.309	23.108	21.476
3	13:09:13.103	1:05.613		21.236	22.973	21.404
4	13:10:19.080	1:05.977	+0.364	21.390	23.083	21.504

(9) Darren Keane						
1	13:06:59.677	1:09.481	+3.848	21.177	26.000	22.304
2	13:08:05.483	1:05.806	+0.173	21.197	23.075	21.534
3	13:09:11.116	1:05.633		21.027	23.100	21.506
4	13:10:16.983	1:05.867	+0.234	21.183	23.195	21.489

(49) Dave Wooder						
1	13:07:07.354	1:12.082	+6.436	21.312	25.126	25.644
2	13:08:13.293	1:05.939	+0.293	21.488	23.097	21.354
3	13:09:19.006	1:05.713	+0.067	21.282	23.118	21.313
4	13:10:24.652	1:05.646		21.178	23.118	21.350

(12) Rinus van Kalmthout						
1	13:06:57.425	1:11.993	+6.321	24.274	25.441	22.278
2	13:08:04.161	1:06.736	+1.064	21.420	23.682	21.634
3	13:09:09.833	1:05.672		21.341	23.019	21.312
4	13:10:15.696	1:05.863	+0.191	21.302	22.996	21.565

(115) Presley Martono						
1	13:07:00.612	1:11.031	+5.358	21.582	27.977	21.472
2	13:08:06.571	1:05.959	+0.286	21.372	23.097	21.490
3	13:09:12.244	1:05.673		21.207	23.046	21.420
4	13:10:18.506	1:06.262	+0.589	21.364	23.417	21.481

(33) Jack McCarthy						
1	13:06:56.570	1:06.402	+0.691	21.449	23.643	21.310
2	13:08:02.631	1:06.061	+0.350	21.479	23.239	21.343
3	13:09:08.509	1:05.878	+0.167	21.193	23.185	21.500
4	13:10:14.220	1:05.711		21.096	23.207	21.408

(62) Richard Veschoor						
1	13:06:59.338	1:06.994	+1.281	21.153	24.296	21.545
2	13:08:05.051	1:05.713		21.168	23.112	21.433
3	13:09:10.998	1:05.947	+0.234	21.132	23.100	21.715
4	13:10:16.740	1:05.742	+0.029	21.111	23.166	21.465

(95) Dean MacDonald						
1	13:06:56.096	1:07.167	+1.440	21.987	23.757	21.423
2	13:08:02.269	1:06.173	+0.446	21.338	23.354	21.481
3	13:09:08.000	1:05.731	+0.004	21.217	23.092	21.422
4	13:10:13.727	1:05.727		21.180	23.111	21.436

(108) Cao Zhuo						
1	13:06:55.508	1:07.650	+1.846	22.173	23.835	21.642
2	13:08:02.069	1:06.561	+0.757	21.366	23.710	21.485
3	13:09:07.873	1:05.804		21.156	23.217	21.431
4	13:10:14.159	1:06.286	+0.482	21.531	23.263	21.492

(94) Max Hofer						
1	13:06:52.609	1:06.402	+0.597	21.504	23.367	21.531
2	13:07:58.717	1:06.108	+0.303	21.392	23.205	21.511
3	13:09:04.522	1:05.805		21.276	23.124	21.405
4	13:10:11.101	1:06.579	+0.774	21.338	23.457	21.784

(103) Gianfranco Mazzaferro						
1	13:07:00.021	1:06.574	+0.723	21.249	23.863	21.462
2	13:08:06.010	1:05.989	+0.138	21.408	23.092	21.489
3	13:09:11.861	1:05.851		21.204	23.180	21.467
4	13:10:19.239	1:07.378	+1.527	21.573	24.066	21.739

(64) Luc Willemsse						
1	13:06:59.900	1:09.248	+3.391	21.517	26.097	21.634
2	13:08:13.369	1:13.469	+7.612	21.604	23.333	28.532
3	13:09:19.542	1:06.173	+0.316	21.630	23.110	21.433
4	13:10:25.399	1:05.857		21.266	23.129	21.462

(26) Finlay Hutchison						
1	13:06:56.506	1:08.807	+2.942	22.470	24.177	22.160
2	13:08:03.244	1:06.738	+0.873	21.625	23.436	21.677
3	13:09:09.265	1:06.021	+0.156	21.224	23.228	21.569
4	13:10:15.130	1:05.865		21.074	23.295	21.496

(5) Max Timmermans						
1	13:07:02.862	1:06.477	+0.606	21.410	23.408	21.659
2	13:08:10.047	1:07.185	+1.314	21.369	23.203	22.613
3	13:09:15.918	1:05.871		21.266	23.140	21.465
4	13:10:21.930	1:06.012	+0.141	21.254	23.127	21.631

(87) Nicolas Schoell						
1	13:07:03.425	1:12.851	+6.890	22.255	28.972	21.624
2	13:08:09.386	1:05.961		21.277	23.147	21.537
3	13:09:15.870	1:06.484	+0.523	21.597	23.237	21.650
4	13:10:22.137	1:06.267	+0.306	21.425	23.211	21.631

(35) Ido Cohen						
1	13:06:54.607	1:07.468	+1.506	22.293	23.305	21.870
2	13:08:03.486	1:08.879	+2.917	22.304	24.124	22.451
3	13:09:09.611	1:06.125	+0.163	21.326	23.168	21.631
4	13:10:15.573	1:05.962		21.027	23.300	21.635

(36) Alex Quinn						
1	13:07:03.132	1:09.739	+3.762	21.652	23.673	24.414
2	13:08:09.329	1:06.197	+0.220	21.309	23.243	21.645
3	13:09:16.503	1:07.174	+1.197	22.407	23.152	21.615
4	13:10:22.480	1:05.977		21.255	23.112	21.610

(24) Dennis Mavlanov						
1	13:06:13.295	1:06.645	+0.646	21.628	23.415	21.602
2	13:07:19.575	1:06.280	+0.281	21.438	23.392	21.450
3	13:08:25.793	1:06.218	+0.219	21.312	23.281	21.625
4	13:09:40.652	1:14.859	+8.860	23.680	28.681	22.498
5	13:10:46.651	1:05.999		21.309	23.189	21.501

(60) Mauricio Van der Laan						
1	13:06:49.121	1:06.285	+0.276	21.377	23.358	21.550
2	13:07:56.389	1:07.268	+1.259	22.393	23.337	21.538
3	13:09:02.848	1:06.459	+0.450	21.848	23.240	21.371



Rotax Euro Challenge 2014 Zuera/Spain

Rotax Juniors

Zuera 1,699 Km

Free Practice 2

18.07.2014 13:00

Practice (10:00 Time) started at 13:00:00

Lap	Time of Day	Lap Tm	Diff	S1 Tm	S2 Tm	S3 Tm
4	13:10:08.857	1:06.009		21.404	23.120	21.485

(46) Perdana Minang

1	13:06:51.869	1:06.529	+0.498	21.514	23.343	21.672
2	13:07:57.959	1:06.090	+0.059	21.348	23.225	21.517
3	13:09:03.990	1:06.031		21.260	23.342	21.429
4	13:10:10.021	1:06.031		21.304	23.200	21.527

(81) Jack Martin

1	13:06:54.727	1:06.830	+0.750	21.776	23.342	21.712
2	13:08:01.164	1:06.437	+0.357	21.623	23.286	21.528
3	13:09:07.244	1:06.080		21.317	23.250	21.513
4	13:10:13.426	1:06.182	+0.102	21.248	23.318	21.616

(32) Jordan Brown-Nutley

1	13:06:54.463	1:06.983	+0.902	22.062	23.285	21.636
2	13:08:00.588	1:06.125	+0.044	21.385	23.248	21.492
3	13:09:06.669	1:06.081		21.333	23.185	21.563
4	13:10:13.162	1:06.493	+0.412	21.351	23.425	21.717

(106) Ayrton Simmons

1	13:06:49.711	1:07.234	+1.112	21.601	24.200	21.433
2	13:07:56.181	1:06.470	+0.348	21.680	23.317	21.473
3	13:09:02.303	1:06.122		21.447	23.287	21.388
4	13:10:08.465	1:06.162	+0.040	21.431	23.318	21.413

(104) Javier Gonzalez

1	13:06:49.407	1:06.478	+0.259	21.544	23.343	21.591
2	13:07:55.864	1:06.457	+0.238	21.446	23.392	21.619
3	13:09:03.324	1:07.460	+1.241	22.559	23.300	21.601
4	13:10:09.543	1:06.219		21.409	23.225	21.585

(47) Antoine Perceval

1	13:06:50.700	1:08.592	+2.366	21.756	25.277	21.559
2	13:07:57.329	1:06.629	+0.403	21.418	23.592	21.619
3	13:09:03.716	1:06.387	+0.161	21.386	23.395	21.606
4	13:10:09.942	1:06.226		21.342	23.256	21.628

(50) Leonard Hoogenboom

1	13:06:49.467	1:06.931	+0.699	22.161	23.376	21.394
2	13:07:55.923	1:06.456	+0.224	21.532	23.365	21.559
3	13:09:02.767	1:06.844	+0.612	22.206	23.142	21.496
4	13:10:08.999	1:06.232		21.363	23.415	21.454

(114) Barrichello Noor

1	13:06:53.564	1:06.779	+0.537	21.819	23.427	21.533
2	13:07:59.806	1:06.242		21.403	23.385	21.454
3	13:09:06.428	1:06.622	+0.380	21.639	23.352	21.631
4	13:10:13.177	1:06.749	+0.507	21.803	23.378	21.568

(117) Nateal Cantin

1	13:06:53.825	1:07.675	+1.431	22.706	23.405	21.564
2	13:08:00.490	1:06.665	+0.421	21.572	23.420	21.673
3	13:09:07.425	1:06.935	+0.691	21.973	23.411	21.551
4	13:10:13.669	1:06.244		21.324	23.244	21.676

(88) Mick Wishofer

1	13:06:59.540	1:10.228	+3.980	21.959	26.167	22.102
2	13:08:05.788	1:06.248		21.511	23.226	21.511
3	13:09:12.039	1:06.251	+0.003	21.499	23.232	21.520
4	13:10:19.293	1:07.254	+1.006	21.715	23.769	21.770

(22) Jakub Bezel

1	13:06:13.263	1:09.065	+2.788	22.130	23.434	23.501
2	13:07:28.264	1:15.001	+8.724	23.757	29.574	21.670
3	13:08:34.678	1:06.414	+0.137	21.488	23.191	21.735

Lap	Time of Day	Lap Tm	Diff	S1 Tm	S2 Tm	S3 Tm
4	13:09:41.153	1:06.475	+0.198	21.610	23.173	21.692
5	13:10:47.430	1:06.277		21.439	23.211	21.627

(58) Dzianis Slavinski

1	13:04:07.141	1:06.563	+0.202	21.671	23.222	21.670
2	13:05:13.755	1:06.614	+0.253	21.634	23.238	21.742
3	13:06:20.644	1:06.889	+0.528	21.664	23.516	21.709
4	13:07:27.253	1:06.609	+0.248	21.451	23.392	21.766
5	13:08:33.766	1:06.513	+0.152	21.523	23.253	21.737
6	13:09:40.149	1:06.383	+0.022	21.556	23.192	21.635
7	13:10:46.510	1:06.361		21.439	23.261	21.661

(112) Adam Haikal

1	13:06:56.082	1:07.752	+1.379	22.202	23.705	21.845
2	13:08:04.155	1:08.073	+1.700	21.704	24.538	21.831
3	13:09:11.121	1:06.966	+0.593	21.613	23.163	22.190
4	13:10:17.494	1:06.373		21.479	23.216	21.678

(31) Daniel Louko

1	13:02:20.300	1:07.117	+0.684	21.798	23.362	21.957
2	13:03:27.356	1:07.056	+0.623	21.860	23.370	21.826
3	13:04:34.209	1:06.853	+0.420	21.723	23.246	21.884
4	13:05:56.345	1:22.136	+15.703	30.153	30.258	21.725
5	13:07:04.840	1:08.495	+2.062	21.628	24.944	21.923
6	13:08:11.620	1:06.780	+0.347	21.456	23.335	21.989
7	13:09:18.240	1:06.620	+0.187	21.495	23.358	21.767
8	13:10:24.673	1:06.433		21.497	23.146	21.790

(57) Scott Symons

1	13:06:50.665	1:11.946	+5.505	26.657	23.595	21.694
2	13:07:57.477	1:06.812	+0.371	21.850	23.339	21.623
3	13:09:03.918	1:06.441		21.468	23.325	21.648
4	13:10:10.814	1:06.896	+0.455	21.685	23.601	21.610

(21) Andrew Wong

1	13:06:56.046	1:07.560	+1.087	22.094	23.902	21.564
2	13:08:02.551	1:06.505	+0.032	21.645	23.416	21.444
3	13:09:09.668	1:07.117	+0.644	21.624	23.687	21.806
4	13:10:16.141	1:06.473		21.376	23.616	21.481

(51) Luke Wooder

1	13:06:53.226	1:06.739	+0.261	21.746	23.418	21.575
2	13:07:59.752	1:06.526	+0.048	21.458	23.440	21.628
3	13:09:06.230	1:06.478		21.465	23.395	21.618
4	13:10:12.840	1:06.610	+0.132	21.643	23.385	21.582

(90) Adrien Renaudin

1	13:06:54.814	1:07.636	+0.907	22.144	23.857	21.635
2	13:08:02.128	1:07.314	+0.585	21.900	23.959	21.455
3	13:09:08.857	1:06.729		21.550	23.699	21.480
4	13:10:15.631	1:06.774	+0.045	21.349	23.543	21.882

(110) Keanon Santoso

1	13:06:12.319	1:07.128	+0.316	21.778	23.533	21.817
2	13:07:19.525	1:07.206	+0.394	21.766	23.641	21.799
3	13:08:26.337	1:06.812		21.838	23.345	21.629
4	13:09:33.204	1:06.867	+0.055	21.777	23.472	21.618
5	13:10:46.069	1:12.865	+6.053	22.272	26.255	24.338

(116) Ivan Chubarov

1	13:04:05.508	2:47.864	+1:40.966	22.141	23.614	21.820
2	13:05:13.045	1:07.537	+0.639	22.155	23.531	21.851
3	13:06:20.633	1:07.588	+0.690	22.052	23.727	21.809
4	13:07:28.239	1:07.606	+0.708	21.929	23.802	21.875
5	13:08:35.365	1:07.126	+0.228	21.878	23.473	21.775
6	13:09:42.277	1:06.912	+0.014	21.609	23.541	21.762

Timekeeping M. Wagner:

Clerk of the course Thomas Lainer:

www.mylaps.com

Steward Horst Seidel:

Chief Scrutineer Paul Klaassen:

Licensed to: Motorsport Events

Printed: 18.07.2014 13:12:37

posted at: h



Rotax Euro Challenge 2014 Zuera/Spain

Rotax Juniors

Zuera 1,699 Km

Free Practice 2

18.07.2014 13:00

Practice (10:00 Time) started at 13:00:00

Lap	Time of Day	Lap Tm	Diff	S1 Tm	S2 Tm	S3 Tm	Lap	Time of Day	Lap Tm	Diff	S1 Tm	S2 Tm	S3 Tm
7	13:10:49.175	1:06.898		21.721	23.417	21.760							

Timekeeping M. Wagner:

Clerk of the course Thomas Lainer:

Steward Horst Seidel:

Chief Scrutineer Paul Klaassen:



Rotax Euro Challenge 2014 Zuera/Spain

Rotax Juniors

Zuera 1,699 Km

Qualifying Practice Group J1

-NEW-

18.07.2014 14:20

Qualifying (10:00 Time) started at 14:20:01

Pos	No.	Name	Nat.	Chassis	Race Team	Laps	Best Tm	Diff	Gap	In Lap	km/h
1	86	Marcus Armstrong	NZL	Alonso	Dan Holland Racing	5	1:05.688			4	93,113
2	106	Ayrton Simmons	GBR	Tonykart	Coles Racing	5	1:05.820	0.132	0.132	4	92,926
3	36	Alex Quinn	GBR	Tonykart	Coles Racing	5	1:05.898	0.210	0.078	5	92,816
4	5	Max Timmermans	BEL	Tonykart	Strawberry Racing	5	1:05.934	0.246	0.036	3	92,765
5	88	Mick Wishofer	AUT	Birel	KMS Birel Motorsport	5	1:05.934	0.246		5	92,765
6	62	Richard Veschoor	NLD	FA Kart	Team TKP	5	1:05.955	0.267	0.021	5	92,736
7	104	Javier Gonzalez	MEX	Kosmic	Paul Carr Racing	5	1:06.173	0.485	0.218	2	92,430
8	60	Mauricio Van der Laan	ESP	Intrepid	Intrepid Driver Program	5	1:06.199	0.511	0.026	3	92,394
9	81	Jack Martin	GBR	Tonykart	Strawberry Racing	5	1:06.296	0.608	0.097	4	92,259
10	87	Nicolas Schoell	AUT	Alonso	Dan Holland Racing	5	1:06.316	0.628	0.020	2	92,231
11	35	Ido Cohen	ISR	Tonykart	Protrain Racing	5	1:06.392	0.704	0.076	3	92,126
12	114	Barrichello Noor	IDN	FA Kart	Team TKP/Riser Shadaff M/	5	1:06.456	0.768	0.064	2	92,037
13	46	Perdana Minang	IDN	tonykart	Aim Motorsport/RedWhite F	5	1:06.473	0.785	0.017	3	92,013
14	26	Finlay Hutchison	GBR	Alonso	Dan Holland Racing	5	1:06.487	0.799	0.014	3	91,994
15	90	Adrien Renaudin	FRA	Sodikart	KPR	5	1:06.532	0.844	0.045	3	91,932
16	103	Gianfranco Mazzaferro	CAN	Alonso	Dan Holland Racing	4	1:06.557	0.869	0.025	3	91,897
17	115	Presley Martono	IDN	Tonykart	DNR/Bouvin Power	4	1:06.607	0.919	0.050	2	91,828
18	110	Keanon Santoso	IDN	Gillard	PDB Racing Team	5	1:06.847	1.159	0.240	3	91,498
19	50	Leonard Hoogenboom	NLD	Alonso	Dan Holland Racing	5	1:07.223	1.535	0.376	2	90,987
20	22	Jakub Bezel	CZE	MS Kart	MS Kart Racing Team	5	1:07.442	1.754	0.219	5	90,691

Not classified

DQ	33	Jack McCarthy	GBR	Tonykart	Strawberry Racing	4	1:05.753			4	93,021
----	----	---------------	-----	----------	-------------------	---	----------	--	--	---	--------

Announcements

These results are provisional until the conclusion of any judicial and technical matters!

No. 33 excluded from qualifying / technical non conformity



Rotax Euro Challenge 2014 Zuera/Spain

Rotax Juniors

Zuera 1,699 Km

Qualifying Practice Group J1

18.07.2014 14:20

Qualifying (10:00 Time) started at 14:20:01

Lap	Time of Day	Lap Tm	Diff	S1 Tm	S2 Tm	S3 Tm	Lap	Time of Day	Lap Tm	Diff	S1 Tm	S2 Tm	S3 Tm							
(86) Marcus Armstrong																				
1	14:25:52.966	1:11.676	+5.988	24.743	25.188	21.745	3	14:27:58.700	1:06.354	+0.058	21.491	23.448	21.415							
2	14:26:59.112	1:06.146	+0.458	21.678	23.095	21.373	4	14:29:04.996	1:06.296		21.343	23.406	21.547							
3	14:28:04.820	1:05.708	+0.020	21.173	23.100	21.435	5	14:30:11.453	1:06.457	+0.161	21.562	23.321	21.574							
4	14:29:10.508	1:05.688		21.154	23.141	21.393	(87) Nicolas Schoell													
5	14:30:21.562	1:11.054	+5.366	21.679	26.560	22.815	1	14:25:44.411	1:17.637	+11.321	32.060	23.913	21.664							
(33) Jack McCarthy																				
1	14:25:52.401	1:07.289	+1.536	21.522	23.959	21.808	2	14:26:50.727	1:06.316		21.635	23.199	21.482							
2	14:26:59.502	1:07.101	+1.348	21.356	23.123	22.622	3	14:27:57.130	1:06.403	+0.087	21.564	23.228	21.611							
3	14:28:05.622	1:06.120	+0.367	21.469	23.228	21.423	4	14:29:08.948	1:11.818	+5.502	23.527	25.632	22.659							
4	14:29:11.375	1:05.753		21.113	23.225	21.415	5	14:30:16.564	1:07.616	+1.300	22.673	23.378	21.565							
(106) Ayrton Simmons																				
1	14:25:52.616	1:08.950	+3.130	22.025	25.223	21.702	(35) Ido Cohen													
2	14:26:58.809	1:06.193	+0.373	21.421	23.191	21.581	1	14:25:44.796	1:16.003	+9.611	29.427	25.060	21.516							
3	14:28:06.706	1:07.897	+2.077	22.906	23.537	21.454	2	14:26:52.140	1:07.344	+0.952	21.681	24.054	21.609							
4	14:29:12.526	1:05.820		21.281	23.195	21.344	3	14:27:58.532	1:06.392		21.462	23.273	21.657							
5	14:30:18.554	1:06.028	+0.208	21.305	23.324	21.399	4	14:29:07.824	1:09.292	+2.900	22.410	24.962	21.920							
(36) Alex Quinn																				
1	14:25:52.848	1:12.779	+6.881	26.591	24.440	21.748	5	14:30:17.211	1:09.387	+2.995	24.288	23.572	21.527							
2	14:26:59.026	1:06.178	+0.280	21.265	23.388	21.525	(114) Barrichello Noor													
3	14:28:06.937	1:07.911	+2.013	21.598	24.587	21.726	1	14:25:43.894	1:11.281	+4.825	25.934	23.600	21.747							
4	14:29:13.055	1:06.118	+0.220	21.327	23.253	21.538	2	14:26:50.350	1:06.456		21.451	23.450	21.555							
5	14:30:18.953	1:05.898		21.135	23.222	21.541	3	14:28:03.165	1:12.815	+6.359	22.866	28.448	21.501							
(5) Max Timmermans																				
1	14:25:54.077	1:09.777	+3.843	21.709	26.531	21.537	4	14:29:10.167	1:07.002	+0.546	21.432	24.119	21.451							
2	14:27:00.267	1:06.190	+0.256	21.395	23.151	21.644	5	14:30:16.968	1:06.801	+0.345	21.755	23.576	21.470							
3	14:28:06.201	1:05.934		21.308	23.199	21.427	(46) Perdana Minang													
4	14:29:12.158	1:05.957	+0.023	21.236	23.209	21.512	1	14:25:47.890	1:09.424	+2.951	24.063	23.592	21.769							
5	14:30:22.356	1:10.198	+4.264	22.669	24.647	22.882	2	14:26:54.743	1:06.853	+0.380	21.824	23.306	21.723							
(88) Mick Wishofer																				
1	14:25:48.290	1:13.613	+7.679	28.505	23.558	21.550	3	14:28:01.216	1:06.473		21.431	23.431	21.611							
2	14:26:55.037	1:06.747	+0.813	21.496	23.446	21.805	4	14:29:08.734	1:07.518	+1.045	22.150	23.449	21.919							
3	14:28:01.404	1:06.367	+0.433	21.705	23.272	21.390	5	14:30:16.533	1:07.799	+1.326	22.106	23.983	21.710							
4	14:29:12.284	1:10.880	+4.946	23.356	26.077	21.447	(26) Finlay Hutchison													
5	14:30:18.218	1:05.934		21.268	23.185	21.481	1	14:25:45.961	1:08.114	+1.627	22.963	23.443	21.708							
(62) Richard Veschoor																				
1	14:25:42.360	1:10.520	+4.565	25.316	23.464	21.740	2	14:26:53.287	1:07.326	+0.839	21.688	23.682	21.956							
2	14:26:48.868	1:06.508	+0.553	21.519	23.269	21.720	3	14:27:59.774	1:06.487		21.451	23.688	21.348							
3	14:28:02.340	1:13.472	+7.517	24.807	27.356	21.309	4	14:29:06.543	1:06.769	+0.282	21.771	23.475	21.523							
4	14:29:08.746	1:06.406	+0.451	21.389	23.509	21.508	5	14:30:15.061	1:06.518	+0.031	21.537	23.292	21.689							
5	14:30:14.701	1:05.955		21.495	23.080	21.380	(90) Adrien Renaudin													
(104) Javier Gonzalez																				
1	14:25:46.421	1:14.241	+8.068	27.803	23.749	22.689	1	14:25:46.369	1:11.576	+5.044	26.364	23.575	21.637							
2	14:26:52.594	1:06.173		21.317	23.286	21.570	2	14:26:54.185	1:07.816	+1.284	21.640	23.405	22.771							
3	14:27:59.019	1:06.425	+0.252	21.512	23.473	21.440	3	14:28:00.717	1:06.532		21.530	23.532	21.470							
4	14:29:10.310	1:11.291	+5.118	24.621	25.288	21.382	4	14:29:07.675	1:06.958	+0.426	21.445	23.811	21.702							
5	14:30:19.992	1:09.682	+3.509	23.186	24.965	21.531	5	14:30:15.941	1:08.266	+1.734	23.162	23.491	21.613							
(60) Mauricio Van der Laan																				
1	14:25:47.083	1:13.376	+7.177	27.486	24.411	21.479	(103) Gianfranco Mazzaferro													
2	14:26:53.780	1:06.697	+0.498	21.158	23.551	21.988	1	14:25:46.966	1:09.506	+2.949	24.239	23.643	21.624							
3	14:27:59.979	1:06.199		21.370	23.512	21.317	2	14:26:54.102	1:07.136	+0.579	21.830	23.336	21.970							
4	14:29:06.291	1:06.312	+0.113	21.437	23.278	21.597	3	14:28:00.659	1:06.557		21.291	23.781	21.485							
5	14:30:12.702	1:06.411	+0.212	21.593	23.192	21.626	4	14:29:09.140	1:08.481	+1.924	23.130	23.842	21.509							
(81) Jack Martin																				
1	14:25:45.645	1:12.048	+5.752	26.286	23.591	22.171	(115) Presley Martono													
2	14:26:52.346	1:06.701	+0.405	21.479	23.678	21.544	1	14:25:43.475	1:11.073	+4.466	25.808	23.567	21.698							
(50) Leonard Hoogenboom																				
1	14:25:43.605	1:16.197	+9.350	29.735	24.202	22.260	2	14:26:50.082	1:06.607		21.568	23.348	21.691							
2	14:26:52.870	1:09.265	+2.418	22.752	24.564	21.949	3	14:28:02.697	1:12.615	+6.008	22.619	28.636	21.360							
3	14:27:59.717	1:06.847		21.701	23.610	21.536	4	14:29:09.532	1:06.835	+0.228	21.660	23.636	21.539							
4	14:29:07.410	1:07.693	+0.846	22.137	23.897	21.659	(110) Keanon Santoso													
5	14:30:14.309	1:06.899	+0.052	21.763	23.463	21.673	1	14:25:43.605	1:16.197	+9.350	29.735	24.202	22.260							
(50) Leonard Hoogenboom																				
2	14:26:52.870	1:09.265	+2.418	22.752	24.564	21.949	2	14:26:52.870	1:09.265	+2.418	22.752	24.564	21.949							
3	14:27:59.717	1:06.847		21.701	23.610	21.536	3	14:27:59.717	1:06.847		21.701	23.610	21.536							
4	14:29:07.410	1:07.693	+0.846	22.137	23.897	21.659	4	14:29:07.410	1:07.693	+0.846	22.137	23.897	21.659							
5	14:30:14.309	1:06.899	+0.052	21.763	23.463	21.673	5	14:30:14.309	1:06.899	+0.052	21.763	23.463	21.673							

Timekeeping M. Wagner:



Clerk of the course Thomas Lainer:

www.mylaps.com

Steward Horst Seidel:

Chief Scrutineer Paul Klaassen:

Licensed to: Motorsport Events



Rotax Euro Challenge 2014 Zuera/Spain

Rotax Juniors

Zuera 1,699 Km

Qualifying Practice Group J1

18.07.2014 14:20

Qualifying (10:00 Time) started at 14:20:01

Lap	Time of Day	Lap Tm	Diff	S1 Tm	S2 Tm	S3 Tm	Lap	Time of Day	Lap Tm	Diff	S1 Tm	S2 Tm	S3 Tm
1	14:25:47.691	1:09.906	+2.683	24.482	23.688	21.736							
2	14:26:54.914	1:07.223		22.037	23.600	21.586							
3	14:28:02.226	1:07.312	+0.089	22.146	23.604	21.562							
4	14:29:09.979	1:07.753	+0.530	22.524	23.699	21.530							
5	14:30:18.038	1:08.059	+0.836	22.807	23.630	21.622							

(22) Jakob Bezel

1	14:25:44.789	1:18.452	+11.010	31.880	24.827	21.745
2	14:26:52.361	1:07.572	+0.130	21.868	24.007	21.697
3	14:28:00.617	1:08.256	+0.814	22.300	24.263	21.693
4	14:29:09.483	1:08.866	+1.424	22.781	24.134	21.951
5	14:30:16.925	1:07.442		22.233	23.473	21.736



Rotax Euro Challenge 2014 Zuera/Spain

Rotax Juniors

Zuera 1,699 Km

Qualifying Practice Group J2

-NEW-

18.07.2014 14:40

Qualifying (10:00 Time) started at 14:40:00

Pos	No.	Name	Nat.	Chassis	Race Team	Laps	Best Tm	Diff	Gap	In Lap	km/h
1	49	Dave Wooder	GBR	Alonso	Dan Holland Racing	4	1:05.438			1	93,469
2	53	Marta Garcia	ESP	Zanardi	MGL Racing Xtreme	6	1:05.667	0.229	0.229	2	93,143
3	95	Dean MacDonald	GBR	Tonykart	Strawberry Racing	6	1:05.730	0.292	0.063	1	93,053
4	9	Darren Keane	IRL	Tonykart	Strawberry Racing	6	1:05.827	0.389	0.097	2	92,916
5	12	Rinus van Kalmthout	NLD	CRG	PSL/VF Racing	6	1:05.896	0.458	0.069	1	92,819
6	58	Dzianis Slavinski	BLR	Tonykart	M-Racing	6	1:05.956	0.518	0.060	3	92,735
7	8	Thomas Preining	AUT	FA Kart	Team TKP	6	1:06.079	0.641	0.123	4	92,562
8	77	Lluc Ibanez	ESP	Kosmic	Binakart	6	1:06.122	0.684	0.043	3	92,502
9	47	Antoine Perceval	FRA	Tonykart	SG Drivers	6	1:06.129	0.691	0.007	1	92,492
10	94	Max Hofer	AUT	Birel	KMS Birel Motorsport	6	1:06.179	0.741	0.050	1	92,422
11	21	Andrew Wong	GBR	Tonykart	Protrain Racing	6	1:06.184	0.746	0.005	1	92,415
12	31	Daniel Louko	FIN	Tonykart	MPT Racing	7	1:06.228	0.790	0.044	3	92,354
13	51	Luke Wooder	GBR	Alonso	Dan Holland Racing	6	1:06.246	0.808	0.018	1	92,329
14	32	Jordan Brown-Nutley	GBR	Tonykart	Coles Racing	6	1:06.265	0.827	0.019	4	92,302
15	117	Nateal Cantin	CAN	Birel	KMS Birel Motorsport	6	1:06.267	0.829	0.002	1	92,299
16	112	Adam Haikal	MYS	FA Kart	Team TKP	5	1:06.321	0.883	0.054	1	92,224
17	64	Luc Willemse	NLD	FA Kart	Team TKP	6	1:06.434	0.996	0.113	4	92,067
18	57	Scott Symons	GBR	Kosmic	KR Sport	6	1:06.475	1.037	0.041	2	92,011
19	108	Cao Zhuo	CHN	FA Kart	Team TKP	1	1:06.573	1.135	0.098	1	91,875

Not classified

DNS	24	Dennis Mavlanov	RUS	Kosmic	Zeta Corse					0	-
DQ	116	Ivan Chubarov	RUS	Art GP	Art GP Official Team	6	1:06.448			1	92,048

Announcements

These results are provisional until the conclusion of any judicial and technical matters!
 No. 116 excluded from qualifying / technical non conformity

Timekeeping M. Wagner:

Clerk of the course Thomas Lainer:

Steward Horst Seidel:

Chief Scrutineer Paul Klaassen:

www.mylaps.com

Printed: 18.07.2014 16:35:48

posted at:

h

Licensed to: Motorsport Events



Rotax Euro Challenge 2014 Zuera/Spain

Rotax Juniors

Zuera 1,699 Km

Qualifying Practice Group J2

18.07.2014 14:40

Qualifying (10:00 Time) started at 14:40:00

Lap	Time of Day	Lap Tm	Diff	S1 Tm	S2 Tm	S3 Tm	Lap	Time of Day	Lap Tm	Diff	S1 Tm	S2 Tm	S3 Tm
(49) Dave Wooder							3	14:47:33.039	1:06.919	+0.790	21.631	23.792	21.496
1	14:45:23.312	1:05.438		21.129	23.105	21.204	4	14:48:41.154	1:08.115	+1.986	21.942	24.550	21.623
2	14:46:28.925	1:05.613	+0.175	21.057	23.214	21.342	5	14:49:47.719	1:06.565	+0.436	21.586	23.319	21.660
3	14:47:34.676	1:05.751	+0.313	21.254	23.177	21.320	6	14:50:54.534	1:06.815	+0.686	21.792	23.379	21.644
4	14:48:40.616	1:05.940	+0.502	21.162	23.482	21.296	(94) Max Hofer						
(53) Marta Garcia							1	14:45:18.404	1:06.179		21.355	23.452	21.372
1	14:45:31.822	1:06.028	+0.361	21.520	23.205	21.303	2	14:46:24.781	1:06.377	+0.198	21.564	23.352	21.461
2	14:46:37.489	1:05.667		21.291	23.064	21.312	3	14:47:31.303	1:06.522	+0.343	21.730	23.333	21.459
3	14:47:43.426	1:05.937	+0.270	21.442	23.123	21.372	4	14:48:37.653	1:06.350	+0.171	21.579	23.321	21.450
4	14:48:49.165	1:05.739	+0.072	21.283	23.098	21.358	5	14:49:44.098	1:06.445	+0.266	21.365	23.390	21.690
5	14:49:55.150	1:05.985	+0.318	21.376	23.119	21.490	6	14:50:51.232	1:07.134	+0.955	22.050	23.336	21.748
6	14:51:01.173	1:06.023	+0.356	21.385	23.216	21.422	(21) Andrew Wong						
(95) Dean MacDonald							1	14:45:22.509	1:06.184		21.296	23.298	21.590
1	14:45:21.023	1:05.730		21.245	23.173	21.312	2	14:46:29.192	1:06.683	+0.499	21.555	23.446	21.682
2	14:46:26.925	1:05.902	+0.172	21.085	23.297	21.520	3	14:47:35.578	1:06.386	+0.202	21.318	23.450	21.618
3	14:47:35.707	1:08.782	+3.052	22.345	25.022	21.415	4	14:48:42.114	1:06.536	+0.352	21.661	23.347	21.528
4	14:48:41.775	1:06.068	+0.338	21.310	23.265	21.493	5	14:49:48.596	1:06.482	+0.298	21.597	23.275	21.610
5	14:49:47.864	1:06.089	+0.359	21.354	23.247	21.488	6	14:50:54.991	1:06.395	+0.211	21.342	23.363	21.690
6	14:50:54.482	1:06.618	+0.888	21.496	23.235	21.887	(31) Daniel Louko						
(9) Darren Keane							1	14:44:20.800	1:11.286	+5.058	21.716	27.202	22.368
1	14:45:20.842	1:05.843	+0.016	21.203	23.169	21.471	2	14:45:27.118	1:06.318	+0.090	21.542	23.259	21.517
2	14:46:26.669	1:05.827		21.139	23.280	21.408	3	14:46:33.346	1:06.228		21.390	23.234	21.604
3	14:47:32.658	1:05.989	+0.162	21.343	23.216	21.430	4	14:47:39.685	1:06.339	+0.111	21.426	23.357	21.556
4	14:48:39.107	1:06.449	+0.622	21.397	23.379	21.673	5	14:48:46.193	1:06.508	+0.280	21.619	23.239	21.650
5	14:49:45.622	1:06.515	+0.688	21.239	23.619	21.657	6	14:49:52.777	1:06.584	+0.356	21.539	23.256	21.789
6	14:50:51.993	1:06.371	+0.544	21.324	23.378	21.669	7	14:50:59.588	1:06.811	+0.583	21.647	23.413	21.751
(12) Rinus van Kalmthout							(51) Luke Wooder						
1	14:45:20.248	1:05.896		21.358	23.130	21.408	1	14:45:25.037	1:06.246		21.402	23.387	21.457
2	14:46:26.181	1:05.933	+0.037	21.252	23.311	21.370	2	14:46:31.716	1:06.679	+0.433	21.468	23.684	21.527
3	14:47:32.412	1:06.231	+0.335	21.653	23.158	21.420	3	14:47:38.144	1:06.428	+0.182	21.422	23.324	21.682
4	14:48:38.734	1:06.322	+0.426	21.530	23.271	21.521	4	14:48:44.513	1:06.369	+0.123	21.423	23.300	21.646
5	14:49:44.980	1:06.246	+0.350	21.410	23.393	21.443	5	14:49:51.049	1:06.536	+0.290	21.462	23.381	21.693
6	14:50:51.689	1:06.709	+0.813	21.516	23.614	21.579	6	14:50:58.126	1:07.077	+0.831	21.728	23.511	21.838
(58) Dzianis Slavinski							(32) Jordan Brown-Nutley						
1	14:44:29.948	1:06.449	+0.493	21.533	23.267	21.649	1	14:45:25.232	1:06.698	+0.433	21.858	23.381	21.459
2	14:45:36.173	1:06.225	+0.269	21.346	23.263	21.616	2	14:46:31.687	1:06.455	+0.190	21.354	23.348	21.753
3	14:46:42.129	1:05.956		21.308	23.130	21.518	3	14:47:38.615	1:06.928	+0.663	21.940	23.445	21.543
4	14:47:48.264	1:06.135	+0.179	21.367	23.189	21.579	4	14:48:44.880	1:06.265		21.458	23.292	21.515
5	14:48:54.447	1:06.183	+0.227	21.479	23.083	21.621	5	14:49:51.178	1:06.298	+0.033	21.465	23.261	21.572
6	14:50:00.786	1:06.339	+0.383	21.418	23.134	21.787	6	14:50:58.343	1:07.165	+0.900	21.483	23.880	21.802
(8) Thomas Preining							(117) Nateal Cantin						
1	14:45:17.813	1:06.245	+0.166	21.499	23.217	21.529	1	14:45:19.270	1:06.267		21.273	23.495	21.499
2	14:46:24.003	1:06.190	+0.111	21.460	23.151	21.579	2	14:46:25.590	1:06.320	+0.053	21.349	23.433	21.538
3	14:47:31.464	1:07.461	+1.382	22.237	23.801	21.423	3	14:47:32.153	1:06.563	+0.296	21.446	23.542	21.575
4	14:48:37.543	1:06.079		21.294	23.195	21.590	4	14:48:38.671	1:06.518	+0.251	21.462	23.436	21.620
5	14:49:44.579	1:07.036	+0.957	22.228	23.268	21.540	5	14:49:45.468	1:06.797	+0.530	21.593	23.541	21.663
6	14:50:50.993	1:06.414	+0.335	21.496	23.212	21.706	6	14:50:52.581	1:07.113	+0.846	21.726	23.629	21.758
(77) Lluc Ibanez							(112) Adam Haikal						
1	14:45:18.707	1:06.233	+0.111	21.327	23.336	21.570	1	14:45:19.099	1:06.321		21.323	23.361	21.637
2	14:46:24.930	1:06.223	+0.101	21.658	23.118	21.447	2	14:46:25.985	1:06.886	+0.565	21.633	23.542	21.711
3	14:47:31.052	1:06.122		21.469	23.150	21.503	3	14:47:32.371	1:06.386	+0.065	21.480	23.305	21.601
4	14:48:37.711	1:06.659	+0.537	22.023	23.258	21.378	4	14:48:39.774	1:07.403	+1.082	22.079	23.595	21.729
5	14:49:44.712	1:07.001	+0.879	22.133	23.326	21.542	5	14:49:46.479	1:06.705	+0.384	21.575	23.368	21.762
6	14:50:51.293	1:06.581	+0.459	21.503	23.402	21.676	(64) Luc Willemsse						
(47) Antoine Perceval							1	14:45:18.299	1:06.797	+0.363	21.827	23.367	21.603
1	14:45:19.643	1:06.129		21.289	23.383	21.457	2	14:46:25.292	1:06.993	+0.559	22.199	23.261	21.533
2	14:46:26.120	1:06.477	+0.348	21.567	23.496	21.414	3	14:47:31.881	1:06.589	+0.155	21.551	23.479	21.559
							4	14:48:38.315	1:06.434		21.538	23.315	21.581

Timekeeping M. Wagner:

Clerk of the course Thomas Lainer:

www.mylaps.com

Steward Horst Seidel:

Chief Scrutineer Paul Klaassen:

Licensed to: Motorsport Events



Rotax Euro Challenge 2014 Zuera/Spain

Rotax Juniors

Zuera 1,699 Km

Qualifying Practice Group J2

18.07.2014 14:40

Qualifying (10:00 Time) started at 14:40:00

Lap	Time of Day	Lap Tm	Diff	S1 Tm	S2 Tm	S3 Tm	Lap	Time of Day	Lap Tm	Diff	S1 Tm	S2 Tm	S3 Tm
5	14:49:44.929	1:06.614	+0.180	21.642	23.424	21.548							
6	14:50:52.320	1:07.391	+0.957	21.967	23.735	21.689							
(116) Ivan Chubarov													
1	14:45:19.418	1:06.448		21.491	23.433	21.524							
2	14:46:26.071	1:06.653	+0.205	21.469	23.531	21.653							
3	14:47:33.578	1:07.507	+1.059	22.327	23.556	21.624							
4	14:48:40.326	1:06.748	+0.300	21.526	23.630	21.592							
5	14:49:46.920	1:06.594	+0.146	21.459	23.350	21.785							
6	14:50:54.074	1:07.154	+0.706	21.673	23.647	21.834							
(57) Scott Symons													
1	14:45:20.153	1:06.823	+0.348	21.624	23.717	21.482							
2	14:46:26.628	1:06.475		21.606	23.394	21.475							
3	14:47:33.269	1:06.641	+0.166	21.637	23.519	21.485							
4	14:48:40.151	1:06.882	+0.407	21.639	23.520	21.723							
5	14:49:46.652	1:06.501	+0.026	21.458	23.303	21.740							
6	14:50:53.566	1:06.914	+0.439	21.602	23.519	21.793							
(108) Cao Zhuo													
1	14:45:18.345	1:06.573		21.643	23.454	21.476							



Rotax Euro Challenge 2014 Zuera/Spain

Rotax Juniors

Zuera 1,699 Km

Total result Qualifying Group J1 / J2

Pos	No.	Name	Nat.	Chassis	Race Team	Total Best Tm	Diff	QJ1 Best Tm	QJ2 Best Tm
1	49	Dave Wooder	GBR	Alonso	Dan Holland Racing	1:05.438			1:05.438
2	53	Marta Garcia	ESP	Zanardi	MGL Racing Xtreme	1:05.667	0.229		1:05.667
3	86	Marcus Armstrong	NZL	Alonso	Dan Holland Racing	1:05.688	0.250	1:05.688	
4	95	Dean MacDonald	GBR	Tonykart	Strawberry Racing	1:05.730	0.292		1:05.730
5	106	Ayrton Simmons	GBR	Tonykart	Coles Racing	1:05.820	0.382	1:05.820	
6	9	Darren Keane	IRL	Tonykart	Strawberry Racing	1:05.827	0.389		1:05.827
7	12	Rinus van Kalmthout	NLD	CRG	PSL/VF Racing	1:05.896	0.458		1:05.896
8	36	Alex Quinn	GBR	Tonykart	Coles Racing	1:05.898	0.460	1:05.898	
9	5	Max Timmermans	BEL	Tonykart	Strawberry Racing	1:05.934	0.496	1:05.934	
10	88	Mick Wishofer	AUT	Birel	KMS Birel Motorsport	1:05.934	0.496	1:05.934	
11	62	Richard Veschoor	NLD	FA Kart	Team TKP	1:05.955	0.517	1:05.955	
12	58	Dzianis Slavinski	BLR	Tonykart	M-Racing	1:05.956	0.518		1:05.956
13	8	Thomas Preining	AUT	FA Kart	Team TKP	1:06.079	0.641		1:06.079
14	77	Lluc Ibanez	ESP	Kosmic	Binakart	1:06.122	0.684		1:06.122
15	47	Antoine Perceval	FRA	Tonykart	SG Drivers	1:06.129	0.691		1:06.129
16	104	Javier Gonzalez	MEX	Kosmic	Paul Carr Racing	1:06.173	0.735	1:06.173	
17	94	Max Hofer	AUT	Birel	KMS Birel Motorsport	1:06.179	0.741		1:06.179
18	21	Andrew Wong	GBR	Tonykart	Protrain Racing	1:06.184	0.746		1:06.184
19	60	Mauricio Van der Laan	ESP	Intrepid	Intrepid Driver Program	1:06.199	0.761	1:06.199	
20	31	Daniel Louko	FIN	Tonykart	MPT Racing	1:06.228	0.790		1:06.228
21	51	Luke Wooder	GBR	Alonso	Dan Holland Racing	1:06.246	0.808		1:06.246
22	32	Jordan Brown-Nutley	GBR	Tonykart	Coles Racing	1:06.265	0.827		1:06.265
23	117	Nateal Cantin	CAN	Birel	KMS Birel Motorsport	1:06.267	0.829		1:06.267
24	81	Jack Martin	GBR	Tonykart	Strawberry Racing	1:06.296	0.858	1:06.296	
25	87	Nicolas Schoell	AUT	Alonso	Dan Holland Racing	1:06.316	0.878	1:06.316	
26	112	Adam Haikal	MYS	FA Kart	Team TKP	1:06.321	0.883		1:06.321
27	35	Ido Cohen	ISR	Tonykart	Protrain Racing	1:06.392	0.954	1:06.392	
28	64	Luc Willemse	NLD	FA Kart	Team TKP	1:06.434	0.996		1:06.434
29	114	Barrichello Noor	IDN	FA Kart	Team TKP/Riser Shadaff M/	1:06.456	1.018	1:06.456	
30	46	Perdana Minang	IDN	tonykart	Aim Motorsport/RedWhite f	1:06.473	1.035	1:06.473	
31	57	Scott Symons	GBR	Kosmic	KR Sport	1:06.475	1.037		1:06.475
32	26	Finlay Hutchison	GBR	Alonso	Dan Holland Racing	1:06.487	1.049	1:06.487	
33	90	Adrien Renaudin	FRA	Sodikart	KPR	1:06.532	1.094	1:06.532	
34	103	Gianfranco Mazzaferro	CAN	Alonso	Dan Holland Racing	1:06.557	1.119	1:06.557	
35	108	Cao Zhuo	CHN	FA Kart	Team TKP	1:06.573	1.135		1:06.573
36	115	Presley Martono	IDN	Tonykart	DNR/Bouvin Power	1:06.607	1.169	1:06.607	
37	110	Keanon Santoso	IDN	Gillard	PDB Racing Team	1:06.847	1.409	1:06.847	
38	50	Leonard Hoogenboom	NLD	Alonso	Dan Holland Racing	1:07.223	1.785	1:07.223	
39	22	Jakub Bezel	CZE	MS Kart	MS Kart Racing Team	1:07.442	2.004	1:07.442	
DNS	24	Dennis Mavlanov	RUS	Kosmic	Zeta Corse				
DQ	33	Jack McCarthy	GBR	Tonykart	Strawberry Racing				
DQ	116	Ivan Chubarov	RUS	Art GP	Art GP Official Team				

Announcements

No. 33 excluded from qualifying / technical non conformity

No. 116 excluded from qualifying / technical non conformity

These results are provisional until the conclusion of any judicial and technical matters!

Official Timing www.rgmmc.com

Orbits

Timekeeping M. Wagner:

Clerk of the course Thomas Lainer:

Steward Horst Seidel:

Chief Scrutineer Paul Klaassen:

www.mylaps.com

Licensed to: Motorsport Events

Printed: 18.07.2014 16:40:49

posted at:

h

Heat organization Rotax Euro Challenge Zuera / Spain Juniors Group A

Group	Pos	No.	Firstname	Lastname	Class	Overall BestTm
Group A	1	49	Dave	Wooder	Juniors	1:05.438
Group A	5	106	Ayrton	Simmons	Juniors	1:05.820
Group A	9	5	Max	Timmermans	Juniors	1:05.934
Group A	13	8	Thomas	Preining	Juniors	1:06.079
Group A	17	94	Max	Hofer	Juniors	1:06.179
Group A	21	51	Luke	Wooder	Juniors	1:06.246
Group A	25	87	Nicolas	Schoell	Juniors	1:06.316
Group A	29	114	Barrichello	Noor	Juniors	1:06.456
Group A	33	90	Adrien	Renaudin	Juniors	1:06.532
Group A	37	110	Keanon	Santoso	Juniors	1:06.847
Group A	41	33	Jack	McCarthy	Juniors	DQ



Clerk of the course Thomas Lainer:

Stewards (Chairman) Horst Seidel:

Scrutineer Paul Klaassen:

Timekeeping M. Wagner:

Printed: 18.07.2014 16:44

Posted at: h

Heat organization Rotax Euro Challenge Zuera / Spain Juniors Group B

Group	Pos	No.	Firstname	Lastname	Class	Overall BestTm
Group B	2	53	Marta	Garcia	Juniors	1:05.667
Group B	6	9	Darren	Keane	Juniors	1:05.827
Group B	10	88	Mick	Wishofer	Juniors	1:05.934
Group B	14	77	Lluc	Ibanez	Juniors	1:06.122
Group B	18	21	Andrew	Wong	Juniors	1:06.184
Group B	22	32	Jordan	Brown-Nutley	Juniors	1:06.265
Group B	26	112	Adam	Haikal	Juniors	1:06.321
Group B	30	46	Perdana	Minang	Juniors	1:06.473
Group B	34	103	Gianfranco	Mazzaferro	Juniors	1:06.557
Group B	38	50	Leonard	Hoogenboom	Juniors	1:07.223
Group B	42	116	Ivan	Chubarov	Juniors	DQ



Clerk of the course Thomas Lainer:

Stewards (Chairman) Horst Seidel:

Scrutineer Paul Klaassen:

Timekeeping M. Wagner:

Printed: 18.07.2014 16:44

Posted at: h

Heat organization Rotax Euro Challenge Zuera / Spain Juniors Group C

Group	Pos	No.	Firstname	Lastname	Class	Overall BestTm
Group C	3	86	Marcus	Armstrong	Juniors	1:05.688
Group C	7	12	Rinus	van Kalmthout	Juniors	1:05.896
Group C	11	62	Richard	Veschoor	Juniors	1:05.955
Group C	15	47	Antoine	Perceval	Juniors	1:06.129
Group C	19	60	Mauricio	Van der Laan	Juniors	1:06.199
Group C	23	117	Nateal	Cantin	Juniors	1:06.267
Group C	27	35	Ido	Cohen	Juniors	1:06.392
Group C	31	57	Scott	Symons	Juniors	1:06.475
Group C	35	108	Cao	Zhuo	Juniors	1:06.573
Group C	39	22	Jakub	Bezel	Juniors	1:07.442



Clerk of the course Thomas Lainer:

Stewards (Chairman) Horst Seidel:

Scrutineer Paul Klaassen:

Timekeeping M. Wagner:

Printed: 18.07.2014 16:44

posted at: h

Heat organization Rotax Euro Challenge Zuera / Spain Juniors Group D

Group	Pos	No.	Firstname	Lastname	Class	Overall BestTm
Group D	4	95	Dean	MacDonald	Juniors	1:05.730
Group D	8	36	Alex	Quinn	Juniors	1:05.898
Group D	12	58	Dzianis	Slavinski	Juniors	1:05.956
Group D	16	104	Javier	Gonzalez	Juniors	1:06.173
Group D	20	31	Daniel	Louko	Juniors	1:06.228
Group D	24	81	Jack	Martin	Juniors	1:06.296
Group D	28	64	Luc	Willemse	Juniors	1:06.434
Group D	32	26	Finlay	Hutchison	Juniors	1:06.487
Group D	36	115	Presley	Martono	Juniors	1:06.607
Group D	40	24	Dennis	Mavlanov	Juniors	DNS



Clerk of the course Thomas Lainer:

Stewards (Chairman) Horst Seidel:

Scrutineer Paul Klaassen:

Timekeeping M. Wagner:

Printed: 18.07.2014 16:44

posted at: h

Rotax Euro Challenge
 Class: Juniors
 Date/Time: 19.07.2014 10:40

Track: Zuera / Spain
 Heat: Race 2 Qualifying Heat 2 C+D
 Laps: 6

Edition 1

	18	
35		36
	17	
33		34
	16	
31		32
	15	
29		30
	14	
27		28
	13	
25		26
	12	
23		24
	11	
21		22
Jakub Bezel 22 Group C 1:07.442	10	Dennis Mavlanov 24 Group D DNS
19		20
Cao Zhuo 108 Group C 1:06.573	9	Presley Martono 115 Group D 1:06.607
17		18
Scott Symons 57 Group C 1:06.475	8	Finlay Hutchison 26 Group D 1:06.487
15		16
Ido Cohen 35 Group C 1:06.392	7	Luc Willemse 64 Group D 1:06.434
13		14
Nateal Cantin 117 Group C 1:06.267	6	Jack Martin 81 Group D 1:06.296
11		12
Mauricio Van der Laan 60 Group C 1:06.199	5	Daniel Louko 31 Group D 1:06.228
9		10
Antoine Perceval 47 Group C 1:06.129	4	Javier Gonzalez 104 Group D 1:06.173
7		8
Richard Veschoor 62 Group C 1:05.955	3	Dzianis Slavinski 58 Group D 1:05.956
5		6
Rinus van Kalmthout 12 Group C 1:05.896	2	Alex Quinn 36 Group D 1:05.898
3		4
Marcus Armstrong 86 Group C 1:05.688	1	Dean MacDonald 95 Group D 1:05.730
1	Row	2

Pole Position

Clerk of the course Thomas Lainer:
 Stewards (Chairman) Horst Seidel:

Scrutineer Paul Klaassen:
 Timekeeping M. Wagner:

Rotax Euro Challenge
Class: Juniors
Date/Time: 19.07.2014 16:00

Track: Zuera / Spain
Heat: Race 12 Qualifying Heat 6 B+C
Laps: 6

Edition 1

	18	
35		36
	17	
33		34
	16	
31		32
	15	
29		30
	14	
27		28
	13	
25		26
	12	
23		24
Ivan Chubarov	11	
116		22
Group B DQ		
21	10	Jakub Bezel
50		22
Group B 1:07.223		Group C 1:07.442
19	9	Cao Zhuo
103		108
Group B 1:06.557		Group C 1:06.573
17	8	Scott Symons
46		57
Group B 1:06.473		Group C 1:06.475
15	7	Ido Cohen
112		35
Group B 1:06.321		Group C 1:06.392
13	6	Nateal Cantin
32		117
Group B 1:06.265		Group C 1:06.267
11	5	Mauricio Van der Laan
21		60
Group B 1:06.184		Group C 1:06.199
9	4	Antoine Perceval
77		47
Group B 1:06.122		Group C 1:06.129
7	3	Richard Veschoor
88		62
Group B 1:05.934		Group C 1:05.955
5	2	Rinus van Kalmthout
9		12
Group B 1:05.827		Group C 1:05.896
3	1	Marcus Armstrong
53		86
Group B 1:05.667		Group C 1:05.688
1	Row	2

Pole Position

Clerk of the course Thomas Lainer:
Stewards (Chairman) Horst Seidel:

Scrutineer Paul Klaassen:
Timekeeping M. Wagner:

Rotax Euro Challenge
Class: Juniors
Date/Time: 19.07.2014 15:40

Track: Zuera / Spain
Heat: Race 11 Qualifying Heat 5 A+D
Laps: 6

Edition 1

	18	
35		36
	17	
33		34
	16	
31		32
	15	
29		30
	14	
27		28
	13	
25		26
	12	
23		24
Jack McCarthy	11	22
33		20
Group A DQ		24
21	10	Dennis Mavlanov
110		Group D DNS
Group A 1:06.847		20
19	9	Presley Martono
90		Group D 1:06.607
Group A 1:06.532		18
17	8	Finlay Hutchison
114		Group D 1:06.487
Group A 1:06.456		16
15	7	Luc Willemse
87		Group D 1:06.434
Group A 1:06.316		14
13	6	Jack Martin
51		Group D 1:06.296
Group A 1:06.246		12
11	5	Daniel Louko
94		Group D 1:06.228
Group A 1:06.179		10
9	4	Javier Gonzalez
8		Group D 1:06.173
Group A 1:06.079		8
7	3	Dzianis Slavinski
5		Group D 1:05.956
Group A 1:05.934		6
5	2	Alex Quinn
106		Group D 1:05.898
Group A 1:05.820		4
3	1	Dean MacDonald
49		Group D 1:05.730
Group A 1:05.438		2
1	Row	
Pole Position		

Clerk of the course Thomas Lainer:
Stewards (Chairman) Horst Seidel:

Scrutineer Paul Klaassen:
Timekeeping M. Wagner:

Rotax Euro Challenge
Class: Juniors
Date/Time: 19.07.2014 13:20

Track: Zuera / Spain
Heat: Race 6 Qualifying Heat 3 A+C
Laps: 6

Edition 1

	18	
35		36
	17	
33		34
	16	
31		32
	15	
29		30
	14	
27		28
	13	
25		26
	12	
23		24
Jack McCarthy	11	
33		22
Group A DQ		
21		
Keanon Santoso	10	Jakub Bezel
110		22
Group A 1:06.847		Group C 1:07.442
19		20
Adrien Renaudin	9	Cao Zhuo
90		108
Group A 1:06.532		Group C 1:06.573
17		18
Barrichello Noor	8	Scott Symons
114		57
Group A 1:06.456		Group C 1:06.475
15		16
Nicolas Schoell	7	Ido Cohen
87		35
Group A 1:06.316		Group C 1:06.392
13		14
Luke Wooder	6	Nateal Cantin
51		117
Group A 1:06.246		Group C 1:06.267
11		12
Max Hofer	5	Mauricio Van der Laan
94		60
Group A 1:06.179		Group C 1:06.199
9		10
Thomas Preining	4	Antoine Perceval
8		47
Group A 1:06.079		Group C 1:06.129
7		8
Max Timmermans	3	Richard Veschoor
5		62
Group A 1:05.934		Group C 1:05.955
5		6
Ayrton Simmons	2	Rinus van Kalmthout
106		12
Group A 1:05.820		Group C 1:05.896
3		4
Dave Wooder	1	Marcus Armstrong
49		86
Group A 1:05.438		Group C 1:05.688
1		2
Pole Position	Row	

Clerk of the course Thomas Lainer:
Stewards (Chairman) Horst Seidel:

Scrutineer Paul Klaassen:
Timekeeping M. Wagner:

Rotax Euro Challenge
Class: Juniors
Date/Time: 19.07.2014 13:40

Track: Zuera / Spain
Heat: Race 7 Qualifying Heat 4 B+D
Laps: 6

Edition 1

	18	
35		36
	17	
33		34
	16	
31		32
	15	
29		30
	14	
27		28
	13	
25		26
	12	
23		24
Ivan Chubarov	11	
116		22
21		
Leonard Hoogenboom	10	Dennis Mavlanov
50		24
19		20
Gianfranco Mazzaferro	9	Presley Martono
103		115
17		18
Perdana Minang	8	Finlay Hutchison
46		26
15		16
Adam Haikal	7	Luc Willemse
112		64
13		14
Jordan Brown-Nutley	6	Jack Martin
32		81
11		12
Andrew Wong	5	Daniel Louko
21		31
9		10
Lluc Ibanez	4	Javier Gonzalez
77		104
7		8
Mick Wishofer	3	Dzianis Slavinski
88		58
5		6
Darren Keane	2	Alex Quinn
9		36
3		4
Marta Garcia	1	Dean MacDonald
53		95
1		2

Pole Position

Clerk of the course Thomas Lainer:
Stewards (Chairman) Horst Seidel:

Scrutineer Paul Klaassen:
Timekeeping M. Wagner:



Rotax Euro Challenge 2014 Zuera/Spain

Rotax Juniors

Zuera 1,699 Km

Warm up Saturday

19.07.2014 09:00

Practice (10:00 Time) started at 9:00:00

Pos	No.	Name	Nat.	Chassis	Race Team	Laps	Best Tm	Diff	Gap	In Lap	km/h
1	86	Marcus Armstrong	NZL	Alonso	Dan Holland Racing	5	1:06.386			5	92,134
2	33	Jack McCarthy	GBR	Tonykart	Strawberry Racing	3	1:06.510	0.124	0.124	3	91,962
3	49	Dave Wooder	GBR	Alonso	Dan Holland Racing	4	1:06.565	0.179	0.055	4	91,886
4	47	Antoine Perceval	FRA	Tonykart	SG Drivers	6	1:06.606	0.220	0.041	6	91,830
5	95	Dean MacDonald	GBR	Tonykart	Strawberry Racing	4	1:06.613	0.227	0.007	3	91,820
6	46	Perdana Minang	IDN	tonykart	Aim Motorsport/RedWhite F	6	1:06.651	0.265	0.038	6	91,768
7	31	Daniel Louko	FIN	Tonykart	MPT Racing	6	1:06.668	0.282	0.017	6	91,744
8	60	Mauricio Van der Laan	ESP	Intrepid	Intrepid Driver Program	4	1:06.781	0.395	0.113	2	91,589
9	94	Max Hofer	AUT	Birel	KMS Birel Motorsport	3	1:06.783	0.397	0.002	3	91,586
10	88	Mick Wishofer	AUT	Birel	KMS Birel Motorsport	3	1:06.788	0.402	0.005	3	91,579
11	62	Richard Veschoor	NLD	FA Kart	Team TKP	4	1:06.790	0.404	0.002	4	91,577
12	50	Leonard Hoogenboom	NLD	Alonso	Dan Holland Racing	6	1:06.809	0.423	0.019	5	91,551
13	108	Cao Zhuo	CHN	FA Kart	Team TKP	3	1:06.853	0.467	0.044	3	91,490
14	53	Marta Garcia	ESP	Zanardi	MGL Racing Xtreme	4	1:06.900	0.514	0.047	4	91,426
15	106	Ayrton Simmons	GBR	Tonykart	Coles Racing	4	1:06.910	0.524	0.010	4	91,412
16	9	Darren Keane	IRL	Tonykart	Strawberry Racing	3	1:06.940	0.554	0.030	3	91,371
17	8	Thomas Preining	AUT	FA Kart	Team TKP	3	1:06.948	0.562	0.008	3	91,360
18	36	Alex Quinn	GBR	Tonykart	Coles Racing	4	1:07.004	0.618	0.056	4	91,284
19	90	Adrien Renaudin	FRA	Sodikart	KPR	6	1:07.007	0.621	0.003	6	91,280
20	103	Gianfranco Mazzaferro	CAN	Alonso	Dan Holland Racing	4	1:07.065	0.679	0.058	4	91,201
21	51	Luke Wooder	GBR	Alonso	Dan Holland Racing	4	1:07.066	0.680	0.001	3	91,200
22	24	Dennis Mavlanov	RUS	Kosmic	Zeta Corse	6	1:07.068	0.682	0.002	6	91,197
23	81	Jack Martin	GBR	Tonykart	Strawberry Racing	4	1:07.098	0.712	0.030	3	91,156
24	58	Dzianis Slavinski	BLR	Tonykart	M-Racing	6	1:07.135	0.749	0.037	5	91,106
25	87	Nicolas Schoell	AUT	Alonso	Dan Holland Racing	6	1:07.188	0.802	0.053	6	91,034
26	5	Max Timmermans	BEL	Tonykart	Strawberry Racing	4	1:07.220	0.834	0.032	3	90,991
27	104	Javier Gonzalez	MEX	Kosmic	Paul Carr Racing	3	1:07.228	0.842	0.008	3	90,980
28	26	Finlay Hutchison	GBR	Alonso	Dan Holland Racing	5	1:07.289	0.903	0.061	5	90,897
29	12	Rinus van Kalmthout	NLD	CRG	PSL/VF Racing	4	1:07.372	0.986	0.083	3	90,785
30	110	Keanon Santoso	IDN	Gillard	PDB Racing Team	6	1:07.385	0.999	0.013	6	90,768
31	64	Luc Willemse	NLD	FA Kart	Team TKP	3	1:07.515	1.129	0.130	3	90,593
32	77	Lluc Ibanez	ESP	Kosmic	Binakart	4	1:07.515	1.129		4	90,593
33	57	Scott Symons	GBR	Kosmic	KR Sport	6	1:07.535	1.149	0.020	5	90,566
34	22	Jakub Bezel	CZE	MS Kart	MS Kart Racing Team	5	1:07.757	1.371	0.222	5	90,270
35	112	Adam Haikal	MYS	FA Kart	Team TKP	3	1:07.782	1.396	0.025	2	90,236
36	35	Ido Cohen	ISR	Tonykart	Protrain Racing	3	1:08.009	1.623	0.227	3	89,935
37	116	Ivan Chubarov	RUS	Art GP	Art GP Official Team	6	1:08.015	1.629	0.006	5	89,927
38	114	Barrichello Noor	IDN	FA Kart	Team TKP/Riser Shadaff M/	3	1:08.166	1.780	0.151	3	89,728
39	117	Nateal Cantin	CAN	Birel	KMS Birel Motorsport	3	1:08.229	1.843	0.063	3	89,645
40	115	Presley Martono	IDN	Tonykart	DNR/Bouvin Power	4	1:09.605	3.219	1.376	1	87,873
41	21	Andrew Wong	GBR	Tonykart	Protrain Racing	1	1:15.839	9.453	6.234	1	80,650

Timekeeping M. Wagner:

Clerk of the course Thomas Lainer:

Steward Horst Seidel:

Chief Scrutineer Paul Klaassen:



Rotax Euro Challenge 2014 Zuera/Spain

Rotax Juniors

Zuera 1,699 Km

Warm up Saturday

19.07.2014 09:00

Practice (10:00 Time) started at 9:00:00

Lap	Time of Day	Lap Tm	Diff	S1 Tm	S2 Tm	S3 Tm	Lap	Time of Day	Lap Tm	Diff	S1 Tm	S2 Tm	S3 Tm							
(86) Marcus Armstrong																				
1	9:05:49.370	3:15.800	+2:09.414	21.838			1	9:07:02.110	1:15.153	+8.363	27.116	26.131	21.906							
2	9:07:03.198	1:13.828	+7.442	26.652	24.693	22.483	2	9:08:09.629	1:07.519	+0.729	21.963	23.944	21.612							
3	9:08:10.283	1:07.085	+0.699	21.596	23.871	21.618	3	9:09:17.331	1:07.702	+0.912	21.797	23.914	21.991							
4	9:09:17.500	1:07.217	+0.831	21.560	23.713	21.944	4	9:10:24.121	1:06.790		21.548	23.605	21.637							
5	9:10:23.886	1:06.386		21.199	23.632	21.555	(50) Leonard Hoogenboom													
1	9:02:27.941	1:08.878	+2.069	22.082			1	9:02:27.941	1:08.878	+2.069	22.082	24.616	22.180							
2	9:05:51.417	3:23.476	+2:16.667	22.182			2	9:05:51.417	3:23.476	+2:16.667	22.182									
3	9:07:05.558	1:14.141	+7.332	28.502	23.939	21.700	3	9:07:05.558	1:14.141	+7.332	28.502	23.939	21.700							
4	9:08:14.085	1:08.527	+1.718	22.206	24.703	21.618	4	9:08:14.085	1:08.527	+1.718	22.206	24.703	21.618							
5	9:09:20.894	1:06.809		21.410	23.652	21.747	5	9:09:20.894	1:06.809		21.410	23.652	21.747							
6	9:10:29.027	1:08.133	+1.324	21.331	25.100	21.702	6	9:10:29.027	1:08.133	+1.324	21.331	25.100	21.702							
(33) Jack McCarthy																				
1	9:08:08.111	1:07.201	+0.691	21.789	23.850	21.562	(108) Cao Zhuo													
2	9:09:15.416	1:07.305	+0.795	21.619	24.030	21.656														
3	9:10:21.926	1:06.510		21.387	23.665	21.458	1	9:08:07.870	1:07.766	+0.913	22.058	24.074	21.634							
(49) Dave Wooder																				
1	9:07:10.326	1:20.274	+13.709	34.429	24.039	21.806	2	9:09:14.949	1:07.079	+0.226	21.556	23.855	21.668							
2	9:08:17.964	1:07.638	+1.073	21.604	24.250	21.784	3	9:10:21.802	1:06.853		21.358	23.666	21.829							
3	9:09:24.609	1:06.645	+0.080	21.452	23.621	21.572	(53) Marta Garcia													
4	9:10:31.174	1:06.565		21.493	23.601	21.471														
(47) Antoine Perceval																				
1	9:02:41.865	1:08.686	+2.080	22.288	24.288	22.110	1	9:07:12.184	1:12.494	+5.594	26.567	24.250	21.677							
2	9:05:55.065	3:13.200	+2:06.594	22.067			2	9:08:20.010	1:07.826	+0.926	21.693	24.345	21.788							
3	9:07:13.448	1:18.383	+11.777	32.467	23.991	21.925	3	9:09:27.172	1:07.162	+0.262	21.976	23.764	21.422							
4	9:08:20.677	1:07.229	+0.623	21.658	23.787	21.784	4	9:10:34.072	1:06.900		21.590	23.898	21.412							
5	9:09:27.781	1:07.104	+0.498	21.578	23.761	21.765	(106) Ayrton Simmons													
6	9:10:34.387	1:06.606		21.404	23.629	21.573														
(95) Dean MacDonald																				
1	9:07:05.631	1:15.774	+9.161	30.334	23.939	21.501	1	9:07:03.352	1:16.166	+9.256	27.761	25.399	23.006							
2	9:08:15.034	1:09.403	+2.790	22.092	24.946	22.365	2	9:08:10.991	1:07.639	+0.729	22.052	23.940	21.647							
3	9:09:21.647	1:06.613		21.409	23.615	21.589	3	9:09:18.245	1:07.254	+0.344	21.507	24.085	21.662							
4	9:10:28.443	1:06.796	+0.183	21.317	23.951	21.528	4	9:10:25.155	1:06.910		21.621	23.759	21.530							
(46) Perdana Minang																				
1	9:02:34.215	1:08.325	+1.674	22.124	24.209	21.992	(9) Darren Keane													
2	9:05:51.306	3:17.091	+2:10.440	21.796																
3	9:07:04.380	1:13.074	+6.423	26.604	24.317	22.153	1	9:08:06.554	1:07.991	+1.051	22.215	24.021	21.755							
4	9:08:14.786	1:10.406	+3.755	23.553	24.910	21.943	2	9:09:13.821	1:07.267	+0.327	21.381	24.015	21.871							
5	9:09:22.868	1:08.082	+1.431	22.426	23.950	21.706	3	9:10:20.761	1:06.940		21.511	23.826	21.603							
6	9:10:29.519	1:06.651		21.306	23.684	21.661	(8) Thomas Preining													
1	9:02:29.848	1:09.624	+2.956	22.331	25.064	22.229	1	9:08:05.948	1:07.337	+0.389	21.728	23.902	21.707							
2	9:05:50.038	3:20.190	+2:13.522	22.522			2	9:09:12.924	1:06.976	+0.028	21.542	23.732	21.702							
3	9:07:04.786	1:14.748	+8.080	26.987	24.514	23.247	3	9:10:19.872	1:06.948		21.467	23.751	21.730							
4	9:08:15.437	1:10.651	+3.983	23.781	25.143	21.727	(36) Alex Quinn													
5	9:09:23.769	1:08.332	+1.664	22.027	24.070	22.235														
6	9:10:30.437	1:06.668		21.307	23.557	21.804	1	9:07:06.910	1:16.183	+9.179	29.679	24.092	22.412							
(31) Daniel Louko																				
1	9:02:29.848	1:09.624	+2.956	22.331	25.064	22.229	2	9:08:15.201	1:08.291	+1.287	21.998	24.434	21.859							
2	9:05:50.038	3:20.190	+2:13.522	22.522			3	9:09:22.805	1:07.604	+0.600	21.879	23.940	21.785							
3	9:07:04.786	1:14.748	+8.080	26.987	24.514	23.247	4	9:10:29.809	1:07.004		21.486	23.749	21.769							
4	9:08:15.437	1:10.651	+3.983	23.781	25.143	21.727	(90) Adrien Renaudin													
5	9:09:23.769	1:08.332	+1.664	22.027	24.070	22.235														
6	9:10:30.437	1:06.668		21.307	23.557	21.804	1	9:02:33.284	1:08.929	+1.922	22.256	24.731	21.942							
(60) Mauricio Van der Laan																				
1	9:07:01.498	1:14.289	+7.508	28.022	24.446	21.821	2	9:05:59.376	3:26.092	+2:19.085	21.845									
2	9:08:08.279	1:06.781		21.467	23.890	21.424	3	9:07:12.597	1:13.221	+6.214	27.435	23.872	21.914							
3	9:09:15.470	1:07.191	+0.410	21.542	24.121	21.528	4	9:08:19.987	1:07.390	+0.383	21.477	23.906	22.007							
4	9:10:22.426	1:06.956	+0.175	21.478	23.901	21.577	5	9:09:27.060	1:07.073	+0.066	21.669	23.736	21.668							
(94) Max Hofer																				
1	9:08:09.370	1:07.741	+0.958	21.667	24.090	21.984	6	9:10:34.067	1:07.007		21.585	23.776	21.646							
2	9:09:16.689	1:07.319	+0.536	21.525	23.915	21.879	(103) Gianfranco Mazzaferro													
3	9:10:23.472	1:06.783		21.512	23.776	21.495														
(88) Mick Wishofer																				
1	9:08:06.160	1:07.866	+1.078	22.129	24.088	21.649	1	9:07:04.642	1:15.745	+8.680	29.067	24.534	22.144							
2	9:09:14.034	1:07.874	+1.086	21.616	24.566	21.692	2	9:08:14.611	1:09.969	+2.904	23.041	25.088	21.840							
3	9:10:20.822	1:06.788		21.564	23.778	21.446	3	9:09:23.966	1:09.355	+2.290	22.696	23.979	22.680							
(62) Richard Veschoor																				
1	9:07:02.866	1:14.683	+7.617	27.127			4	9:10:31.031	1:07.065		21.525	23.852	21.688							
2	9:08:10.622	1:07.756	+0.690	22.017	24.566	21.692	(51) Luke Wooder													
3	9:09:17.688	1:07.066		21.479	23.855	21.732														
4	9:10:25.044	1:07.356	+0.290	21.724	23.700	21.932														

Timekeeping M. Wagner:



Clerk of the course Thomas Lainer:

www.mylaps.com

Steward Horst Seidel:

Chief Scrutineer Paul Klaassen:

Licensed to: Motorsport Events



Rotax Euro Challenge 2014 Zuera/Spain

Rotax Juniors

Zuera 1,699 Km

Warm up Saturday

19.07.2014 09:00

Practice (10:00 Time) started at 9:00:00

Lap	Time of Day	Lap Tm	Diff	S1 Tm	S2 Tm	S3 Tm
(24) Dennis Mavlanov						
1	9:02:33.090	1:09.811	+2.743	22.213	24.953	22.645
2	9:05:51.447	3:18.357	+2:11.289	22.127		
3	9:07:06.828	1:15.381	+8.313	29.142	24.159	22.080
4	9:08:15.952	1:09.124	+2.056	22.716	24.406	22.002
5	9:09:23.877	1:07.925	+0.857	22.038	23.907	21.980
6	9:10:30.945	1:07.068		21.443	23.746	21.879

(81) Jack Martin						
1	9:07:03.918	1:14.481	+7.383	27.833	24.583	22.065
2	9:08:13.938	1:10.020	+2.922	23.708	24.437	21.875
3	9:09:21.036	1:07.098		21.773	23.578	21.747
4	9:10:28.186	1:07.150	+0.052	21.500	23.934	21.716

(58) Dzianis Slavinski						
1	9:02:28.070	1:09.809	+2.674	22.806	24.604	22.399
2	9:05:50.953	3:22.883	+2:15.748	22.049	24.141	2:36.693
3	9:07:03.690	1:12.737	+5.602	26.145	24.521	22.071
4	9:08:11.426	1:07.736	+0.601	22.098	23.970	21.668
5	9:09:18.561	1:07.135		21.303	23.998	21.834
6	9:10:27.102	1:08.541	+1.406	22.035	24.775	21.731

(87) Nicolas Schoell						
1	9:02:36.728	1:08.810	+1.622	22.327	24.394	22.089
2	9:05:49.676	3:12.948	+2:05.760	21.878		
3	9:07:03.438	1:13.762	+6.574	25.569	25.069	23.124
4	9:08:11.941	1:08.503	+1.315	22.579	24.146	21.778
5	9:09:19.286	1:07.345	+0.157	21.951	23.696	21.698
6	9:10:26.474	1:07.188		21.418	24.094	21.676

(5) Max Timmermans						
1	9:07:05.085	1:16.540	+9.320	29.751	24.820	21.969
2	9:08:13.001	1:07.916	+0.696	22.107	24.127	21.682
3	9:09:20.221	1:07.220		21.654	23.887	21.679
4	9:10:27.966	1:07.745	+0.525	21.340	24.573	21.832

(104) Javier Gonzalez						
1	9:08:07.651	1:07.767	+0.539	21.998	24.030	21.739
2	9:09:16.049	1:08.398	+1.170	21.950	24.727	21.721
3	9:10:23.277	1:07.228		21.688	23.805	21.735

(26) Finlay Hutchison						
1	9:05:50.777	3:20.789	+2:13.500	22.467		
2	9:07:06.915	1:16.138	+8.849	30.045	24.153	21.940
3	9:08:14.925	1:08.010	+0.721	21.906	24.221	21.883
4	9:09:24.288	1:09.363	+2.074	23.191	24.448	21.724
5	9:10:31.577	1:07.289		21.964	23.668	21.657

(12) Rinus van Kalmthout						
1	9:07:03.649	1:16.045	+8.673	29.007	24.776	22.262
2	9:08:12.350	1:08.701	+1.329	22.502	24.536	21.663
3	9:09:19.722	1:07.372		21.973	23.749	21.650
4	9:10:27.671	1:07.949	+0.577	21.483	24.794	21.672

(110) Keanon Santoso						
1	9:02:34.184	1:09.835	+2.450	22.737	24.828	22.270
2	9:05:50.992	3:16.808	+2:09.423	22.874		
3	9:07:05.501	1:14.509	+7.124	28.387	24.282	21.840
4	9:08:16.144	1:10.643	+3.258	22.843	25.813	21.987
5	9:09:24.907	1:08.763	+1.378	22.064	24.750	21.949
6	9:10:32.292	1:07.385		21.624	23.978	21.783

(64) Luc Willemsse						
1	9:08:07.738	1:08.059	+0.544	22.406	24.017	21.636
2	9:09:15.257	1:07.519	+0.004	21.654	24.212	21.653
3	9:10:22.772	1:07.515		21.983	23.755	21.777

(77) Lluç Ibanez						
1	9:06:57.194	5:14.197	+4:06.682			
2	9:08:05.082	1:07.888	+0.373	22.062	23.960	21.866
3	9:09:12.627	1:07.545	+0.030	21.832	23.855	21.858
4	9:10:20.142	1:07.515		21.928	23.830	21.757

(57) Scott Symons						
1	9:02:32.715	1:09.468	+1.933	22.409	24.612	22.447
2	9:05:48.942	3:16.227	+2:08.692	22.056		
3	9:07:03.479	1:14.537	+7.002	27.851	24.469	22.217
4	9:08:12.093	1:08.614	+1.079	22.358	24.593	21.663
5	9:09:19.628	1:07.535		21.907	23.948	21.680
6	9:10:27.613	1:07.985	+0.450	21.688	24.579	21.718

(22) Jakub Bezel						
1	9:05:50.275	3:16.480	+2:08.723	22.974		
2	9:07:04.453	1:14.178	+6.421	26.721	25.374	22.083
3	9:08:12.759	1:08.306	+0.549	22.335	24.167	21.804
4	9:09:20.567	1:07.808	+0.051	21.652	24.462	21.694
5	9:10:28.324	1:07.757		21.451	24.336	21.970

(112) Adam Haikal						
1	9:08:07.087	1:08.901	+1.119	23.004	24.162	21.735
2	9:09:14.869	1:07.782		21.864	24.035	21.883
3	9:10:22.997	1:08.128	+0.346	21.676	24.224	22.228

(35) Ido Cohen						
1	9:08:10.064	1:08.670	+0.661	22.695	24.209	21.766
2	9:09:18.750	1:08.686	+0.677	22.077	24.665	21.944
3	9:10:26.759	1:08.009		21.833	24.448	21.728

(116) Ivan Chubarov						
1	9:02:28.352	1:09.899	+1.884	22.438	25.038	22.423
2	9:05:48.608	3:20.256	+2:12.241	22.088	24.686	2:33.482
3	9:07:03.199	1:14.591	+6.576	26.523	25.501	22.567
4	9:08:12.822	1:09.623	+1.608	22.773	24.858	21.992
5	9:09:20.837	1:08.015		21.925	24.240	21.850
6	9:10:29.540	1:08.703	+0.688	21.839	24.723	22.141

(114) Barrichello Noor						
1	9:08:09.357	1:08.942	+0.776	22.370	24.310	22.262
2	9:09:18.236	1:08.879	+0.713	22.632	24.317	21.930
3	9:10:26.402	1:08.166		22.376	24.055	21.735

(117) Nateal Cantin						
1	9:08:06.936	1:08.889	+0.660	22.875	24.167	21.847
2	9:09:15.189	1:08.253	+0.024	22.104	24.146	22.003
3	9:10:23.418	1:08.229		22.197	23.973	22.059

(115) Presley Martono						
1	9:02:32.436	1:09.605		22.287	24.606	22.712
2	9:05:50.506	3:18.070	+2:08.465	22.211		
3	9:07:05.040	1:14.534	+4.929	28.200	24.261	22.073
4	9:10:20.651	3:15.611	+2:06.006	22.439	25.007	21.736

(21) Andrew Wong						
1	9:07:04.139	1:15.839		27.932	24.663	23.244

Timekeeping M. Wagner:



Clerk of the course Thomas Lainer:

Steward Horst Seidel:

Chief Scrutineer Paul Klaassen:



Rotax Euro Challenge 2014 Zuera/Spain

Rotax Juniors

Zuera 1,699 Km

RACE 1 Qualifying Heat 1 A-B

19.07.2014 10:20

Race (6 Laps) started at 10:22:58

Pos	No.	Name	Nat.	Chassis	Race Team	Laps	Total Tm	Diff	Best Tm	In Lap	km/h	Points
1	49	Dave Wooder	GBR	Alonso	Dan Holland Racing	6	6:37.633		1:05.744	5	93,034	0
2	51	Luke Wooder	GBR	Alonso	Dan Holland Racing	6	6:40.283	2.650	1:06.001	3	92,671	2
3	94	Max Hofer	AUT	Birel	KMS Birel Motorsport	6	6:42.308	4.675	1:06.363	2	92,166	3
4	77	Lluç Ibanez	ESP	Kosmic	Binakart	6	6:42.377	4.744	1:05.761	3	93,010	4
5	33	Jack McCarthy	GBR	Tonykart	Strawberry Racing	6	6:42.636	5.003	1:05.477	4	93,413	5
6	9	Darren Keane	IRL	Tonykart	Strawberry Racing	6	6:43.932	6.299	1:05.732	4	93,051	6
7	87	Nicolas Schoell	AUT	Alonso	Dan Holland Racing	6	6:44.590	6.957	1:05.646	3	93,172	7
8	110	Keanon Santoso	IDN	Gillard	PDB Racing Team	6	6:44.825	7.192	1:06.438	3	92,062	8
9	90	Adrien Renaudin	FRA	Sodikart	KPR	6	6:45.119	7.486	1:05.901	5	92,812	9
10	5	Max Timmermans	BEL	Tonykart	Strawberry Racing	6	6:45.173	7.540	1:05.832	5	92,909	10
11	46	Perdana Minang	IDN	tonykart	Aim Motorsport/RedWhite Racin	6	6:45.458	7.825	1:05.692	6	93,107	11
12	114	Barrichello Noor	IDN	FA Kart	Team TKP/Riser Shadaff M/Spor	6	6:45.844	8.211	1:05.679	5	93,126	12
13	112	Adam Haikal	MYS	FA Kart	Team TKP	6	6:46.151	8.518	1:06.039	3	92,618	13
14	21	Andrew Wong	GBR	Tonykart	Protrain Racing	6	6:46.492	8.859	1:06.062	5	92,586	14
15	32	Jordan Brown-Nutley	GBR	Tonykart	Coles Racing	6	6:48.881	11.248	1:06.010	3	92,659	15
16	116	Ivan Chubarov	RUS	Art GP	Art GP Official Team	6	6:49.206	11.573	1:06.342	3	92,195	16
17	53	Marta Garcia	ESP	Zanardi	MGL Racing Xtreme	6	6:58.794	21.161	1:05.707	4	93,086	17
18	88	Mick Wishofer	AUT	Birel	KMS Birel Motorsport	6	7:02.491	24.858	1:06.085	6	92,554	18
19	103	Gianfranco Mazzaferro	CAN	Alonso	Dan Holland Racing	6	7:05.691	28.058	1:08.857	3	88,828	19
20	106	Ayrton Simmons	GBR	Tonykart	Coles Racing	3	3:20.979	3 Laps	1:06.471	2	92,016	20
21	8	Thomas Preining	AUT	FA Kart	Team TKP	1	1:30.332	5 Laps		0	-	21
Not classified												
DQ	50	Leonard Hoogenboom	NLD	Alonso	Dan Holland Racing	2	2:25.031	DQ	1:06.648	1	91,772	24

Announcements

These results are provisional until the conclusion of any judicial and technical matters!

No. 50 black flag

Margin of Victory	Ø km/h	Best Lap Tm	km/h	Best Lap by
2.650	92,292	1:05.477	93,413	33 - Jack McCarthy

Official Timing www.rgmmc.com

Orbits

Timekeeping M. Wagner:

Clerk of the course Thomas Lainer:

www.mylaps.com

Steward Horst Seidel:

Chief Scrutineer Paul Klaassen:

Licensed to: Motorsport Events

Printed: 19.07.2014 10:33:09

posted at:

h



Rotax Euro Challenge 2014 Zuera/Spain

Rotax Juniors

Zuera 1,699 Km

RACE 1 Qualifying Heat 1 A-B

19.07.2014 10:20

Race (6 Laps) started at 10:22:58

Lap	Time of Day	Lap Tm	Diff	S1 Tm	S2 Tm	S3 Tm	Lap	Time of Day	Lap Tm	Diff	S1 Tm	S2 Tm	S3 Tm
(49) Dave Wooder													
1	10:24:06.272	1:07.755	+2.011	22.814	23.495	21.446	1	10:24:10.498	1:11.425	+5.524	24.874	24.926	21.625
2	10:25:12.596	1:06.324	+0.580	21.436	23.463	21.425	2	10:25:19.096	1:08.598	+2.697	23.421	23.591	21.586
3	10:26:18.619	1:06.023	+0.279	21.269	23.343	21.411	3	10:26:24.999	1:05.903	+0.002	21.306	23.198	21.399
4	10:27:24.475	1:05.856	+0.112	21.258	23.225	21.373	4	10:27:31.199	1:06.200	+0.299	21.368	23.400	21.432
5	10:28:30.219	1:05.744		21.213	23.174	21.357	5	10:28:37.100	1:05.901		21.312	23.142	21.447
6	10:29:36.150	1:05.931	+0.187	21.345	23.188	21.398	6	10:29:43.636	1:06.536	+0.635	21.798	23.358	21.380
(51) Luke Wooder													
1	10:24:07.258	1:08.405	+2.404	23.085	23.901	21.419	1	10:24:07.319	1:08.678	+2.846	23.207	24.066	21.405
2	10:25:13.869	1:06.611	+0.610	21.562	23.500	21.549	2	10:25:13.570	1:06.251	+0.419	21.426	23.327	21.498
3	10:26:19.870	1:06.001		21.291	23.317	21.393	3	10:26:19.660	1:06.090	+0.258	21.176	23.527	21.387
4	10:27:26.229	1:06.359	+0.358	21.492	23.363	21.504	4	10:27:31.594	1:11.934	+6.102	24.665	25.778	21.491
5	10:28:32.505	1:06.276	+0.275	21.270	23.412	21.594	5	10:28:37.426	1:05.832		21.197	23.202	21.433
6	10:29:38.800	1:06.295	+0.294	21.315	23.365	21.615	6	10:29:43.690	1:06.264	+0.432	21.418	23.281	21.565
(94) Max Hofer													
1	10:24:06.734	1:07.962	+1.599	22.989	23.507	21.466	1	10:24:11.685	1:12.339	+6.647	26.137	24.350	21.852
2	10:25:13.097	1:06.363		21.392	23.542	21.429	2	10:25:20.460	1:08.775	+3.083	22.708	23.624	22.443
3	10:26:19.551	1:06.454	+0.091	21.370	23.716	21.368	3	10:26:26.218	1:05.758	+0.066	21.072	23.219	21.467
4	10:27:27.275	1:07.724	+1.361	22.802	23.422	21.500	4	10:27:32.035	1:05.817	+0.125	21.166	23.225	21.426
5	10:28:33.918	1:06.643	+0.280	21.576	23.564	21.503	5	10:28:38.283	1:06.248	+0.556	21.097	23.337	21.814
6	10:29:40.825	1:06.907	+0.544	21.774	23.480	21.653	6	10:29:43.975	1:05.692		21.219	23.105	21.368
(77) Lluc Ibanez													
1	10:24:09.283	1:10.325	+4.564	24.857	24.001	21.467	1	10:24:13.463	1:14.458	+8.779	28.891	24.007	21.560
2	10:25:15.539	1:06.256	+0.495	21.399	23.329	21.528	2	10:25:20.746	1:07.283	+1.604	21.683	23.468	22.132
3	10:26:21.300	1:05.761		21.272	23.083	21.406	3	10:26:26.676	1:05.930	+0.251	21.305	23.215	21.410
4	10:27:27.332	1:06.032	+0.271	21.234	23.376	21.422	4	10:27:32.658	1:05.982	+0.303	21.371	23.310	21.301
5	10:28:33.980	1:06.648	+0.887	21.597	23.604	21.447	5	10:28:38.337	1:05.679		21.035	23.261	21.383
6	10:29:40.894	1:06.914	+1.153	21.787	23.524	21.603	6	10:29:44.361	1:06.024	+0.345	21.407	23.280	21.337
(33) Jack McCarthy													
1	10:24:10.869	1:11.565	+6.088	24.825	24.999	21.741	1	10:24:10.299	1:11.132	+5.093	24.433	25.080	21.619
2	10:25:18.148	1:07.279	+1.802	22.529	23.340	21.410	2	10:25:19.645	1:09.346	+3.307	22.948	24.167	22.231
3	10:26:23.860	1:05.712	+0.235	21.077	23.203	21.432	3	10:26:25.684	1:06.039		21.264	23.288	21.487
4	10:27:29.337	1:05.477		21.028	23.124	21.325	4	10:27:31.919	1:06.235	+0.196	21.355	23.478	21.402
5	10:28:35.007	1:05.670	+0.193	21.071	23.127	21.472	5	10:28:38.364	1:06.445	+0.406	21.143	23.284	22.018
6	10:29:41.153	1:06.146	+0.669	21.148	23.230	21.768	6	10:29:44.668	1:06.304	+0.265	21.680	23.184	21.440
(9) Darren Keane													
1	10:24:10.148	1:11.423	+5.691	24.924	24.937	21.562	1	10:24:11.945	1:12.909	+6.847	27.073	24.261	21.575
2	10:25:17.873	1:07.725	+1.993	22.455	23.620	21.650	2	10:25:19.919	1:07.974	+1.912	22.120	23.840	22.014
3	10:26:23.977	1:06.104	+0.372	21.427	23.279	21.398	3	10:26:26.082	1:06.163	+0.101	21.152	23.552	21.459
4	10:27:29.709	1:05.732		21.202	23.164	21.366	4	10:27:32.321	1:06.239	+0.177	21.540	23.295	21.404
5	10:28:35.619	1:05.910	+0.178	21.075	23.311	21.524	5	10:28:38.383	1:06.062		21.119	23.250	21.693
6	10:29:42.449	1:06.830	+1.098	21.390	23.882	21.558	6	10:29:45.009	1:06.626	+0.564	21.993	23.218	21.415
(87) Nicolas Schoell													
1	10:24:11.514	1:12.598	+6.952	26.507	24.304	21.787	1	10:24:09.936	1:10.836	+4.826	24.626	24.625	21.585
2	10:25:18.403	1:06.889	+1.243	22.064	23.440	21.385	2	10:25:22.391	1:12.455	+6.445	26.799	23.955	21.701
3	10:26:24.049	1:05.646		21.100	23.206	21.340	3	10:26:28.401	1:06.010		21.264	23.215	21.531
4	10:27:29.883	1:05.834	+0.188	21.288	23.212	21.334	4	10:27:34.567	1:06.166	+0.156	21.331	23.308	21.527
5	10:28:35.660	1:05.777	+0.131	21.149	23.195	21.433	5	10:28:40.708	1:06.141	+0.131	21.236	23.458	21.447
6	10:29:43.107	1:07.447	+1.801	21.153	24.513	21.781	6	10:29:47.398	1:06.690	+0.680	21.492	23.641	21.557
(110) Keanon Santos													
1	10:24:08.592	1:09.447	+3.009	23.775	23.943	21.729	1	10:24:11.371	1:11.782	+5.440	24.641	25.181	21.960
2	10:25:15.829	1:07.237	+0.799	21.644	23.923	21.670	2	10:25:21.068	1:09.697	+3.355	23.207	23.607	22.883
3	10:26:22.267	1:06.438		21.470	23.376	21.592	3	10:26:27.410	1:06.342		21.420	23.329	21.593
4	10:27:29.103	1:06.836	+0.398	21.544	23.696	21.596	4	10:27:33.893	1:06.483	+0.141	21.560	23.296	21.627
5	10:28:36.008	1:06.905	+0.467	21.521	23.794	21.590	5	10:28:40.486	1:06.593	+0.251	21.527	23.302	21.764
6	10:29:43.342	1:07.334	+0.896	21.386	23.858	22.090	6	10:29:47.723	1:07.237	+0.895	21.811	23.712	21.714
(90) Adrien Renaudin													
1	10:24:10.742	1:12.100	+6.393	25.576		24.997	1	10:24:10.742	1:12.100	+6.393	25.576	24.997	21.527
2	10:25:33.976	1:23.234	+17.527	37.720		24.074	2	10:25:33.976	1:23.234	+17.527	37.720	24.074	21.440

Timekeeping M. Wagner:



Clerk of the course Thomas Lainer:

Steward Horst Seidel:

Chief Scrutineer Paul Klaassen:



Rotax Euro Challenge 2014 Zuera/Spain

Rotax Juniors

Zuera 1,699 Km

RACE 1 Qualifying Heat 1 A-B

19.07.2014 10:20

Race (6 Laps) started at 10:22:58

Lap	Time of Day	Lap Tm	Diff	S1 Tm	S2 Tm	S3 Tm	Lap	Time of Day	Lap Tm	Diff	S1 Tm	S2 Tm	S3 Tm
3	10:26:39.877	1:05.901	+0.194	21.359	23.161	21.381							
4	10:27:45.584	1:05.707		21.317	23.136	21.254							
5	10:28:51.550	1:05.966	+0.259	21.527	23.144	21.295							
6	10:29:57.311	1:05.761	+0.054	21.284	23.145	21.332							

(88) Mick Wishofer

1	10:24:10.440	1:11.667	+5.582	25.259	24.767	21.641
2	10:25:36.296	1:25.856	+19.771	39.558	24.724	21.574
3	10:26:42.492	1:06.196	+0.111	21.501	23.191	21.504
4	10:27:48.782	1:06.290	+0.205	21.552	23.224	21.514
5	10:28:54.923	1:06.141	+0.056	21.419	23.113	21.609
6	10:30:01.008	1:06.085		21.365	23.290	21.430

(103) Gianfranco Mazzaferro

1	10:24:10.701	1:11.237	+2.380	24.516	25.062	21.659
2	10:25:25.137	1:14.436	+5.579	26.767	25.140	22.529
3	10:26:33.994	1:08.857		22.520	24.050	22.287
4	10:27:45.350	1:11.356	+2.499	23.706	24.743	22.907
5	10:28:54.882	1:09.532	+0.675	23.049	24.209	22.274
6	10:30:04.208	1:09.326	+0.469	22.632	24.065	22.629

(106) Ayrton Simmons

1	10:24:06.469	1:07.891	+1.420	22.907	23.520	21.464
2	10:25:12.940	1:06.471		21.473	23.553	21.445
3	10:26:19.496	1:06.556	+0.085	21.603	23.523	21.430

(8) Thomas Preining

1	10:24:28.849	1:30.142	-3:59:24.633	26.177	24.701	39.264
---	--------------	----------	--------------	--------	--------	--------

(50) Leonard Hoogenboom

1	10:24:16.777	1:06.648		21.635	23.412	21.601
2	10:25:23.548	1:06.771	+0.123	21.494	23.758	21.519



Rotax Euro Challenge 2014 Zuera/Spain

Rotax Juniors

Zuera 1,699 Km

RACE 2 Qualifying Heat 2 C-D

19.07.2014 10:40

Race (6 Laps) started at 10:42:46

Pos	No.	Name	Nat.	Chassis	Race Team	Laps	Total Tm	Diff	Best Tm	In Lap	km/h	Points
1	86	Marcus Armstrong	NZL	Alonso	Dan Holland Racing	6	6:36.272		1:05.725	6	93,060	0
2	12	Rinus van Kalmthout	NLD	CRG	PSL/VF Racing	6	6:36.579	0.307	1:05.690	6	93,110	2
3	95	Dean MacDonald	GBR	Tonykart	Strawberry Racing	6	6:38.968	2.696	1:05.678	5	93,127	3
4	58	Dzianis Slavinski	BLR	Tonykart	M-Racing	6	6:39.787	3.515	1:05.581	4	93,265	4
5	115	Presley Martono	IDN	Tonykart	DNR/Bouvin Power	6	6:39.974	3.702	1:05.630	4	93,195	5
6	104	Javier Gonzalez	MEX	Kosmic	Paul Carr Racing	6	6:43.045	6.773	1:06.563	3	91,889	6
7	60	Mauricio Van der Laan	ESP	Intrepid	Intrepid Driver Program	6	6:43.183	6.911	1:05.597	4	93,242	7
8	62	Richard Veschoor	NLD	FA Kart	Team TKP	6	6:43.189	6.917	1:05.686	4	93,116	8
9	26	Finlay Hutchison	GBR	Alonso	Dan Holland Racing	6	6:43.241	6.969	1:05.810	4	92,940	9
10	31	Daniel Louko	FIN	Tonykart	MPT Racing	6	6:43.398	7.126	1:05.594	4	93,246	10
11	108	Cao Zhuo	CHN	FA Kart	Team TKP	6	6:43.801	7.529	1:05.592	4	93,249	11
12	57	Scott Symons	GBR	Kosmic	KR Sport	6	6:44.053	7.781	1:05.794	4	92,963	12
13	81	Jack Martin	GBR	Tonykart	Strawberry Racing	6	6:44.114	7.842	1:05.589	4	93,253	13
14	64	Luc Willemse	NLD	FA Kart	Team TKP	6	6:46.908	10.636	1:06.357	5	92,174	14
15	35	Ido Cohen	ISR	Tonykart	Protrain Racing	6	6:47.135	10.863	1:05.781	4	92,981	15
16	36	Alex Quinn	GBR	Tonykart	Coles Racing	6	6:47.400	11.128	1:05.843	5	92,894	16
17	22	Jakub Bezel	CZE	MS Kart	MS Kart Racing Team	6	6:47.765	11.493	1:06.341	5	92,196	17
18	47	Antoine Perceval	FRA	Tonykart	SG Drivers	6	6:47.952	11.680	1:05.973	5	92,711	18
19	24	Dennis Mavlanov	RUS	Kosmic	Zeta Corse	6	6:48.594	12.322	1:06.317	4	92,230	19
20	117	Nateal Cantin	CAN	Birel	KMS Birel Motorsport	6	6:48.776	12.504	1:06.147	5	92,467	20

Announcements

These results are provisional until the conclusion of any judicial and technical matters!

Margin of Victory	Ø km/h	Best Lap Tm	km/h	Best Lap by
0.307	92,609	1:05.581	93,265	58 - Dzianis Slavinski

Official Timing www.rgmmc.com

Orbits

Timekeeping M. Wagner:

Clerk of the course Thomas Lainer:

www.mylaps.com

Steward Horst Seidel:

Chief Scrutineer Paul Klaassen:

Licensed to: Motorsport Events

Printed: 19.07.2014 10:50:57

posted at:

h



Rotax Euro Challenge 2014 Zuera/Spain

Rotax Juniors

Zuera 1,699 Km

RACE 2 Qualifying Heat 2 C-D

19.07.2014 10:40

Race (6 Laps) started at 10:42:46

Lap	Time of Day	Lap Tm	Diff	S1 Tm	S2 Tm	S3 Tm	Lap	Time of Day	Lap Tm	Diff	S1 Tm	S2 Tm	S3 Tm
(86) Marcus Armstrong													
1	10:43:52.638	1:06.572	+0.847	21.841	23.171	21.560	1	10:43:56.916	1:10.203	+4.393	24.829	23.875	21.499
2	10:44:58.862	1:06.224	+0.499	21.447	23.246	21.531	2	10:45:03.844	1:06.928	+1.118	21.289	24.186	21.453
3	10:46:04.834	1:05.972	+0.247	21.225	23.223	21.524	3	10:46:10.663	1:06.819	+1.009	21.240	24.083	21.496
4	10:47:10.725	1:05.891	+0.166	21.230	23.157	21.504	4	10:47:16.473	1:05.810		21.230	23.129	21.451
5	10:48:16.613	1:05.888	+0.163	21.272	23.144	21.472	5	10:48:23.084	1:06.611	+0.801	21.830	23.271	21.510
6	10:49:22.338	1:05.725		21.137	23.095	21.493	6	10:49:29.307	1:06.223	+0.413	21.129	23.219	21.875
(12) Rinus van Kalmthout													
1	10:43:52.917	1:06.783	+1.093	21.986	23.190	21.607	1	10:43:57.615	1:11.135	+5.541	25.435	24.135	21.565
2	10:44:59.048	1:06.131	+0.441	21.448	23.183	21.500	2	10:45:04.638	1:07.023	+1.429	21.608	23.695	21.720
3	10:46:05.107	1:06.059	+0.369	21.321	23.231	21.507	3	10:46:11.746	1:07.108	+1.514	21.923	23.670	21.515
4	10:47:11.111	1:06.004	+0.314	21.343	23.168	21.493	4	10:47:17.340	1:05.594		20.954	23.269	21.371
5	10:48:16.955	1:05.844	+0.154	21.239	23.148	21.457	5	10:48:23.603	1:06.263	+0.669	21.247	23.607	21.409
6	10:49:22.645	1:05.690		21.151	23.105	21.434	6	10:49:29.464	1:05.861	+0.267	21.223	23.166	21.472
(95) Dean MacDonald													
1	10:43:54.598	1:08.423	+2.745	22.754	23.981	21.688	1	10:43:56.240	1:09.646	+4.054	24.591	23.550	21.505
2	10:45:01.569	1:06.971	+1.293	22.199	23.380	21.392	2	10:45:05.198	1:08.958	+3.366	21.688	25.710	21.560
3	10:46:07.697	1:06.128	+0.450	21.432	23.216	21.480	3	10:46:12.499	1:07.301	+1.709	22.006	23.467	21.828
4	10:47:13.482	1:05.785	+0.107	21.300	23.127	21.358	4	10:47:18.091	1:05.592		21.246	23.078	21.268
5	10:48:19.160	1:05.678		21.244	23.027	21.407	5	10:48:23.902	1:05.811	+0.219	21.222	23.163	21.426
6	10:49:25.034	1:05.874	+0.196	21.218	23.238	21.418	6	10:49:29.867	1:05.965	+0.373	21.096	23.392	21.477
(58) Dzianis Slavinski													
1	10:43:54.299	1:07.992	+2.411	22.820	23.588	21.584	1	10:43:56.007	1:09.480	+3.686	24.095	23.580	21.805
2	10:45:01.507	1:07.208	+1.627	22.347	23.421	21.440	2	10:45:03.558	1:07.551	+1.757	21.761	24.256	21.534
3	10:46:08.702	1:07.195	+1.614	22.515	23.276	21.404	3	10:46:11.182	1:07.624	+1.830	21.869	24.202	21.553
4	10:47:14.283	1:05.581		21.168	23.046	21.367	4	10:47:16.976	1:05.794		21.168	23.233	21.393
5	10:48:20.109	1:05.826	+0.245	21.301	23.089	21.436	5	10:48:23.767	1:06.791	+0.997	21.519	23.814	21.458
6	10:49:25.853	1:05.744	+0.163	21.220	23.084	21.440	6	10:49:30.119	1:06.352	+0.558	21.166	23.360	21.826
(115) Presley Martono													
1	10:43:55.950	1:09.282	+3.652	24.091	23.587	21.604	1	10:43:57.844	1:11.301	+5.712	25.427	24.546	21.328
2	10:45:02.394	1:06.444	+0.814	21.099	23.910	21.435	2	10:45:05.348	1:07.504	+1.915	21.980	23.997	21.527
3	10:46:09.062	1:06.668	+1.038	21.991	23.298	21.379	3	10:46:12.751	1:07.403	+1.814	21.559	23.936	21.908
4	10:47:14.692	1:05.630		21.201	23.114	21.315	4	10:47:18.340	1:05.589		21.332	23.051	21.206
5	10:48:20.397	1:05.705	+0.075	21.179	23.207	21.319	5	10:48:24.198	1:05.858	+0.269	21.174	23.354	21.330
6	10:49:26.040	1:05.643	+0.013	21.155	23.076	21.412	6	10:49:30.180	1:05.982	+0.393	21.240	23.179	21.563
(104) Javier Gonzalez													
1	10:43:54.656	1:08.281	+1.718	23.175	23.439	21.667	1	10:43:57.331	1:10.716	+4.359	24.987	24.101	21.628
2	10:45:01.845	1:07.189	+0.626	22.226	23.518	21.445	2	10:45:04.603	1:07.272	+0.915	21.661	23.955	21.656
3	10:46:08.408	1:06.563		21.895	23.269	21.399	3	10:46:11.398	1:06.795	+0.438	21.715	23.466	21.614
4	10:47:15.274	1:06.866	+0.303	21.645	23.874	21.347	4	10:47:17.793	1:06.395	+0.038	21.210	23.634	21.551
5	10:48:21.929	1:06.655	+0.092	21.437	23.574	21.644	5	10:48:24.150	1:06.357		21.459	23.465	21.433
6	10:49:29.111	1:07.182	+0.619	21.140	23.870	22.172	6	10:49:32.974	1:08.824	+2.467	21.649	25.470	21.705
(60) Mauricio Van der Laan													
1	10:43:54.349	1:08.019	+2.422	23.077	23.490	21.452	1	10:43:56.177	1:09.713	+3.932	24.390	23.768	21.555
2	10:45:01.382	1:07.033	+1.436	22.220	23.350	21.463	2	10:45:02.549	1:06.372	+0.591	21.451	23.519	21.402
3	10:46:08.464	1:07.082	+1.485	22.533	23.238	21.311	3	10:46:10.921	1:08.372	+2.591	21.736	25.202	21.434
4	10:47:14.061	1:05.597		21.161	23.099	21.337	4	10:47:16.702	1:05.781		21.228	23.202	21.351
5	10:48:21.822	1:07.761	+2.164	21.706	24.641	21.414	5	10:48:23.384	1:06.682	+0.901	21.714	23.474	21.494
6	10:49:29.249	1:07.427	+1.830	20.952	24.065	22.410	6	10:49:33.201	1:09.817	+4.036	21.504	26.538	21.775
(62) Richard Veschoor													
1	10:43:54.084	1:07.883	+2.197	22.656	23.540	21.687	1	10:44:00.879	1:14.636	+8.793	29.173	23.801	21.662
2	10:45:03.693	1:09.609	+3.923	22.882	25.306	21.421	2	10:45:07.012	1:06.133	+0.290	21.339	23.312	21.482
3	10:46:09.825	1:06.132	+0.446	21.254	23.331	21.547	3	10:46:13.536	1:06.524	+0.681	21.146	23.371	22.007
4	10:47:15.511	1:05.686		21.270	23.053	21.363	4	10:47:20.470	1:06.934	+1.091	21.929	23.412	21.593
5	10:48:21.447	1:05.936	+0.250	21.092	23.392	21.452	5	10:48:26.313	1:05.843		21.131	23.197	21.515
6	10:49:29.255	1:07.808	+2.122	21.226	24.057	22.525	6	10:49:33.466	1:07.153	+1.310	21.181	24.018	21.954
(26) Finlay Hutchison													
1	10:43:57.750	1:10.851	+4.510	24.752	24.595	21.504	1	10:43:57.750	1:10.851	+4.510	24.752	24.595	21.504
2	10:45:04.917	1:07.167	+0.826	21.762	23.747	21.658	2	10:45:04.917	1:07.167	+0.826	21.762	23.747	21.658



Rotax Euro Challenge 2014 Zuera/Spain

Rotax Juniors

Zuera 1,699 Km

RACE 2 Qualifying Heat 2 C-D

19.07.2014 10:40

Race (6 Laps) started at 10:42:46

Lap	Time of Day	Lap Tm	Diff	S1 Tm	S2 Tm	S3 Tm	Lap	Time of Day	Lap Tm	Diff	S1 Tm	S2 Tm	S3 Tm
3	10:46:13.552	1:08.635	+2.294	21.574	25.300	21.761							
4	10:47:20.571	1:07.019	+0.678	21.549	23.960	21.510							
5	10:48:26.912	1:06.341		21.393	23.366	21.582							
6	10:49:33.831	1:06.919	+0.578	21.448	23.752	21.719							

(47) Antoine Perceval

1	10:44:02.449	1:16.184	+10.211	30.297	24.166	21.721
2	10:45:09.086	1:06.637	+0.664	21.452	23.473	21.712
3	10:46:15.678	1:06.592	+0.619	21.383	23.525	21.684
4	10:47:21.652	1:05.974	+0.001	21.289	23.186	21.499
5	10:48:27.625	1:05.973		21.216	23.274	21.483
6	10:49:34.018	1:06.393	+0.420	21.220	23.402	21.771

(24) Dennis Mavlanov

1	10:43:57.246	1:10.432	+4.115	24.703	23.980	21.749
2	10:45:05.135	1:07.889	+1.572	22.340	23.899	21.650
3	10:46:12.667	1:07.532	+1.215	21.615	23.708	22.209
4	10:47:18.984	1:06.317		21.717	23.042	21.558
5	10:48:25.700	1:06.716	+0.399	21.944	23.124	21.648
6	10:49:34.660	1:08.960	+2.643	22.098	24.727	22.135

(117) Nateal Cantin

1	10:43:58.526	1:12.123	+5.976	26.403	24.041	21.679
2	10:45:06.146	1:07.620	+1.473	21.422	24.577	21.621
3	10:46:13.529	1:07.383	+1.236	21.359	23.581	22.443
4	10:47:20.826	1:07.297	+1.150	22.409	23.309	21.579
5	10:48:26.973	1:06.147		21.296	23.331	21.520
6	10:49:34.842	1:07.869	+1.722	21.118	24.276	22.475



Rotax Euro Challenge 2014 Zuera/Spain

Rotax Juniors

Zuera 1,699 Km

RACE 6 Qualifying Heat 3 A-C

-NEW-

19.07.2014 13:20

Race (6 Laps) started at 13:22:54

Pos	No.	Name	Nat.	Chassis	Race Team	Laps	Total Tm	Diff	Best Tm	In Lap	km/h	Points
1	49	Dave Wooder	GBR	Alonso	Dan Holland Racing	6	6:36.288		1:05.785	6	92,976	0
2	106	Ayrton Simmons	GBR	Tonykart	Coles Racing	6	6:39.209	2.921	1:06.141	6	92,475	2
3	60	Mauricio Van der Laan	ESP	Intrepid	Intrepid Driver Program	6	6:39.262	2.974	1:05.728	6	93,056	3
4	5	Max Timmermans	BEL	Tonykart	Strawberry Racing	6	6:39.651	3.363	1:05.919	5	92,787	4
5	86	Marcus Armstrong	NZL	Alonso	Dan Holland Racing	6	6:39.850	3.562	1:05.597	6	93,242	5
6	8	Thomas Preining	AUT	FA Kart	Team TKP	6	6:41.120	4.832	1:05.902	5	92,811	6
7	51	Luke Wooder	GBR	Alonso	Dan Holland Racing	6	6:41.455	5.167	1:05.946	5	92,749	7
8	62	Richard Veschoor	NLD	FA Kart	Team TKP	6	6:42.077	5.789	1:05.830	5	92,912	8
9	94	Max Hofer	AUT	Birel	KMS Birel Motorsport	6	6:42.347	6.059	1:06.148	5	92,465	9
10	33	Jack McCarthy	GBR	Tonykart	Strawberry Racing	6	6:43.393	7.105	1:05.793	6	92,964	10
11	12	Rinus van Kalmthout	NLD	CRG	PSL/VF Racing	6	6:43.618	7.330	1:05.882	6	92,839	11
12	108	Cao Zhuo	CHN	FA Kart	Team TKP	6	6:44.901	8.613	1:06.040	4	92,617	12
13	57	Scott Symons	GBR	Kosmic	KR Sport	6	6:45.127	8.839	1:06.408	5	92,103	13
14	87	Nicolas Schoell	AUT	Alonso	Dan Holland Racing	6	6:47.029	10.741	1:06.114	6	92,513	14
15	47	Antoine Perceval	FRA	Tonykart	SG Drivers	6	6:48.286	11.998	1:06.372	6	92,153	15
16	22	Jakub Bezel	CZE	MS Kart	MS Kart Racing Team	6	6:48.622	12.334	1:06.964	4	91,339	16
17	90	Adrien Renaudin	FRA	Sodikart	KPR	6	6:49.356	13.068	1:06.109	5	92,520	17
18	117	Nateal Cantin	CAN	Birel	KMS Birel Motorsport	6	6:52.082	15.794	1:06.510	6	91,962	18
19	35	Ido Cohen	ISR	Tonykart	Protrain Racing	6	7:00.278	23.990	1:06.383	5	92,138	19
20	110	Keanon Santoso	IDN	Gillard	PDB Racing Team	6	7:00.560	24.272	1:07.174	5	91,053	20
21	114	Barrichello Noor	IDN	FA Kart	Team TKP/Riser Shadaff M/Spor		0.425	6 Laps		0	-	21

Announcements

These results are provisional until the conclusion of any judicial and technical matters!

No. 90 warning board / time penalty 5 sec

Margin of Victory	Ø km/h	Best Lap Tm	km/h	Best Lap by
2.921	92,605	1:05.597	93,242	86 - Marcus Armstrong

Official Timing www.rgmmc.com

Orbits

Timekeeping M. Wagner:

Clerk of the course Thomas Lainer:

www.mylaps.com

Steward Horst Seidel:

Chief Scrutineer Paul Klaassen:

Licensed to: Motorsport Events

Printed: 19.07.2014 13:41:07

posted at:

h



Rotax Euro Challenge 2014 Zuera/Spain

Rotax Juniors

Zuera 1,699 Km

RACE 6 Qualifying Heat 3 A-C

19.07.2014 13:20

Race (6 Laps) started at 13:22:54

Lap	Time of Day	Lap Tm	Diff	S1 Tm	S2 Tm	S3 Tm	Lap	Time of Day	Lap Tm	Diff	S1 Tm	S2 Tm	S3 Tm
(49) Dave Wooder													
1	13:24:00.907	1:06.477	+0.692	21.731	23.205	21.541	1	13:24:02.770	1:08.094	+1.946	23.076	23.494	21.524
2	13:25:07.178	1:06.271	+0.486	21.409	23.412	21.450	2	13:25:09.064	1:06.294	+0.146	21.443	23.376	21.475
3	13:26:13.120	1:05.942	+0.157	21.213	23.297	21.432	3	13:26:15.872	1:06.808	+0.660	21.604	23.507	21.697
4	13:27:19.032	1:05.912	+0.127	21.257	23.243	21.412	4	13:27:24.072	1:08.200	+2.052	21.843	24.803	21.554
5	13:28:24.933	1:05.901	+0.116	21.324	23.184	21.393	5	13:28:30.220	1:06.148		21.285	23.368	21.495
6	13:29:30.718	1:05.785		21.159	23.199	21.427	6	13:29:36.777	1:06.557	+0.409	21.753	23.326	21.478
(106) Ayrton Simmons													
1	13:24:01.399	1:06.908	+0.767	21.921	23.412	21.575	1	13:24:06.030	1:10.831	+5.038	24.616	24.422	21.793
2	13:25:08.053	1:06.654	+0.513	21.539	23.500	21.615	2	13:25:12.770	1:06.740	+0.947	21.356	23.372	22.012
3	13:26:14.591	1:06.538	+0.397	21.472	23.434	21.632	3	13:26:19.893	1:07.123	+1.330	21.832	23.804	21.487
4	13:27:21.137	1:06.546	+0.405	21.371	23.602	21.573	4	13:27:25.837	1:05.944	+0.151	21.133	23.356	21.455
5	13:28:27.498	1:06.361	+0.220	21.394	23.396	21.571	5	13:28:32.030	1:06.193	+0.400	21.267	23.406	21.520
6	13:29:33.639	1:06.141		21.345	23.304	21.492	6	13:29:37.823	1:05.793		21.273	23.164	21.356
(60) Mauricio Van der Laan													
1	13:24:04.142	1:09.426	+3.698	23.806	24.125	21.495	1	13:24:05.133	1:10.604	+4.722	24.562	23.990	22.052
2	13:25:09.951	1:05.809	+0.081	21.153	23.253	21.403	2	13:25:12.421	1:07.288	+1.406	21.306	23.752	22.230
3	13:26:15.773	1:05.822	+0.094	21.134	23.219	21.469	3	13:26:19.380	1:06.959	+1.077	21.963	23.360	21.636
4	13:27:22.044	1:06.271	+0.543	21.585	23.322	21.364	4	13:27:25.624	1:06.244	+0.362	21.436	23.228	21.580
5	13:28:27.964	1:05.920	+0.192	21.181	23.311	21.428	5	13:28:32.166	1:06.542	+0.660	21.749	23.210	21.583
6	13:29:33.692	1:05.728		21.163	23.225	21.340	6	13:29:38.048	1:05.882		21.363	23.174	21.345
(5) Max Timmermans													
1	13:24:02.690	1:08.136	+2.217	23.064	23.442	21.630	1	13:24:04.576	1:09.647	+3.538	24.055	23.986	21.606
2	13:25:08.978	1:06.288	+0.369	21.279	23.418	21.591	2	13:25:12.200	1:07.624	+1.515	21.601	23.927	22.096
3	13:26:15.237	1:06.259	+0.340	21.200	23.492	21.567	3	13:26:20.402	1:08.202	+2.093	22.542	24.064	21.596
4	13:27:21.988	1:06.751	+0.832	21.696	23.544	21.511	4	13:27:26.522	1:06.120	+0.011	21.233	23.409	21.478
5	13:28:27.907	1:05.919		21.062	23.342	21.515	5	13:28:32.631	1:06.109		21.331	23.283	21.495
6	13:29:34.081	1:06.174	+0.255	21.409	23.297	21.468	6	13:29:38.786	1:06.155	+0.046	21.289	23.268	21.598
(86) Marcus Armstrong													
1	13:24:03.420	1:08.956	+3.359	23.827	23.586	21.543	1	13:24:06.218	1:11.195	+5.155	24.964	24.593	21.638
2	13:25:09.326	1:05.906	+0.309	21.220	23.301	21.385	2	13:25:13.467	1:07.249	+1.209	21.625	23.347	22.277
3	13:26:15.477	1:06.151	+0.554	21.259	23.389	21.503	3	13:26:20.701	1:07.234	+1.194	21.486	24.228	21.520
4	13:27:22.749	1:07.272	+1.675	22.275	23.488	21.509	4	13:27:26.741	1:06.040		21.230	23.380	21.430
5	13:28:28.683	1:05.934	+0.337	21.222	23.254	21.458	5	13:28:33.095	1:06.354	+0.314	21.498	23.342	21.514
6	13:29:34.280	1:05.597		21.171	23.116	21.310	6	13:29:39.331	1:06.236	+0.196	21.347	23.446	21.443
(8) Thomas Preining													
1	13:24:02.507	1:07.893	+1.991	22.855	23.427	21.611	1	13:24:05.326	1:10.386	+3.978	24.491	23.904	21.991
2	13:25:08.818	1:06.311	+0.409	21.350	23.343	21.618	2	13:25:12.477	1:07.151	+0.743	21.601	23.624	21.926
3	13:26:15.296	1:06.478	+0.576	21.302	23.624	21.552	3	13:26:19.849	1:07.372	+0.964	22.157	23.520	21.695
4	13:27:23.631	1:08.335	+2.433	22.934	23.849	21.552	4	13:27:26.456	1:06.607	+0.199	21.571	23.438	21.598
5	13:28:29.533	1:05.902		21.272	23.189	21.441	5	13:28:32.864	1:06.408		21.606	23.332	21.470
6	13:29:35.550	1:06.017	+0.115	21.331	23.190	21.496	6	13:29:39.557	1:06.693	+0.285	21.677	23.630	21.386
(51) Luke Wooder													
1	13:24:04.084	1:09.346	+3.400	23.751	23.992	21.603	1	13:24:07.314	1:12.514	+6.400	27.449	23.526	21.539
2	13:25:10.374	1:06.290	+0.344	21.329	23.447	21.514	2	13:25:14.018	1:06.704	+0.590	21.478	23.744	21.482
3	13:26:16.619	1:06.245	+0.299	21.232	23.451	21.562	3	13:26:21.459	1:07.441	+1.327	21.235	24.510	21.696
4	13:27:23.923	1:07.304	+1.358	21.511	24.148	21.645	4	13:27:28.453	1:06.994	+0.880	21.992	23.461	21.541
5	13:28:29.869	1:05.946		21.234	23.238	21.474	5	13:28:35.345	1:06.892	+0.778	22.086	23.322	21.484
6	13:29:35.885	1:06.016	+0.070	21.256	23.344	21.416	6	13:29:41.459	1:06.114		21.415	23.186	21.513
(62) Richard Veschoor													
1	13:24:05.068	1:10.476	+4.646	24.182	24.246	22.048	1	13:24:04.671	1:10.021	+3.649	23.552	24.681	21.788
2	13:25:12.240	1:07.172	+1.342	21.590	23.631	21.951	2	13:25:13.252	1:08.581	+2.209	21.392	24.480	22.709
3	13:26:18.549	1:06.309	+0.479	21.393	23.378	21.538	3	13:26:21.303	1:08.051	+1.679	21.577	24.834	21.640
4	13:27:24.707	1:06.158	+0.328	21.282	23.273	21.603	4	13:27:28.233	1:06.930	+0.558	21.823	23.472	21.635
5	13:28:30.537	1:05.830		21.231	23.174	21.425	5	13:28:36.344	1:08.111	+1.739	23.127	23.549	21.435
6	13:29:36.507	1:05.970	+0.140	21.324	23.224	21.422	6	13:29:42.716	1:06.372		21.212	23.612	21.548
(94) Max Hofer													
1	13:24:06.353	1:11.096	+4.132	24.609	24.618	21.869	1	13:24:06.353	1:11.096	+4.132	24.609	24.618	21.869
2	13:25:14.283	1:07.930	+0.966	22.081	24.182	21.667	2	13:25:14.283	1:07.930	+0.966	22.081	24.182	21.667

Timekeeping M. Wagner:



Clerk of the course Thomas Lainer:

Steward Horst Seidel:

Chief Scrutineer Paul Klaassen:



Rotax Euro Challenge 2014 Zuera/Spain

Rotax Juniors

Zuera 1,699 Km

RACE 6 Qualifying Heat 3 A-C

19.07.2014 13:20

Race (6 Laps) started at 13:22:54

Lap	Time of Day	Lap Tm	Diff	S1 Tm	S2 Tm	S3 Tm	Lap	Time of Day	Lap Tm	Diff	S1 Tm	S2 Tm	S3 Tm
3	13:26:21.851	1:07.568	+0.604	21.466	24.104	21.998							
4	13:27:28.815	1:06.964		21.555	23.785	21.624							
5	13:28:35.874	1:07.059	+0.095	22.023	23.465	21.571							
6	13:29:43.052	1:07.178	+0.214	21.547	23.900	21.731							

(117) Nateal Cantin

1	13:24:06.556	1:11.752	+5.242	26.145	23.809	21.798
2	13:25:19.576	1:13.020	+6.510	27.401	23.901	21.718
3	13:26:26.465	1:06.889	+0.379	21.643	23.538	21.708
4	13:27:33.297	1:06.832	+0.322	21.552	23.615	21.665
5	13:28:40.002	1:06.705	+0.195	21.551	23.511	21.643
6	13:29:46.512	1:06.510		21.462	23.378	21.670

(35) Ido Cohen

1	13:24:05.764	1:10.888	+4.505	24.866	24.324	21.698
2	13:25:12.569	1:06.805	+0.422	21.350	23.549	21.906
3	13:26:21.969	1:09.400	+3.017	22.182	25.657	21.561
4	13:27:41.018	1:19.049	+12.666	33.380	23.979	21.690
5	13:28:47.401	1:06.383		21.465	23.446	21.472
6	13:29:54.708	1:07.307	+0.924	21.552	24.128	21.627

(110) Keanon Santoso

1	13:24:06.011	1:10.974	+3.800	24.489	24.643	21.842
2	13:25:13.803	1:07.792	+0.618	21.914	24.130	21.748
3	13:26:21.814	1:08.011	+0.837	21.688	24.215	22.108
4	13:27:40.119	1:18.305	+11.131	32.561	23.869	21.875
5	13:28:47.293	1:07.174		21.844	23.579	21.751
6	13:29:54.990	1:07.697	+0.523	22.003	23.928	21.766



Rotax Euro Challenge 2014 Zuera/Spain

Rotax Juniors

Zuera 1,699 Km

RACE 7 Qualifying Heat 4 B-D

-NEW-

19.07.2014 13:40

Race (6 Laps) started at 13:50:23

Pos	No.	Name	Nat.	Chassis	Race Team	Laps	Total Tm	Diff	Best Tm	In Lap	km/h	Points
1	53	Marta Garcia	ESP	Zanardi	MGL Racing Xtreme	6	6:38.026		1:05.883	6	92,837	0
2	95	Dean MacDonald	GBR	Tonykart	Strawberry Racing	6	6:39.527	1.501	1:05.904	2	92,808	2
3	88	Mick Wishofer	AUT	Birel	KMS Birel Motorsport	6	6:40.617	2.591	1:06.249	2	92,324	3
4	9	Darren Keane	IRL	Tonykart	Strawberry Racing	6	6:41.057	3.031	1:06.208	6	92,382	4
5	77	Lluc Ibanez	ESP	Kosmic	Binakart	6	6:42.386	4.360	1:06.002	5	92,670	5
6	36	Alex Quinn	GBR	Tonykart	Coles Racing	6	6:42.903	4.877	1:06.169	3	92,436	6
7	81	Jack Martin	GBR	Tonykart	Strawberry Racing	6	6:45.232	7.206	1:06.357	6	92,174	7
8	26	Finlay Hutchison	GBR	Alonso	Dan Holland Racing	6	6:46.544	8.518	1:06.147	6	92,467	8
9	21	Andrew Wong	GBR	Tonykart	Protrain Racing	6	6:47.011	8.985	1:06.185	6	92,414	9
10	50	Leonard Hoogenboom	NLD	Alonso	Dan Holland Racing	6	6:47.495	9.469	1:06.228	6	92,354	10
11	46	Perdana Minang	IDN	tonykart	Aim Motorsport/RedWhite Racin	6	6:48.624	10.598	1:06.332	2	92,209	11
12	31	Daniel Louko	FIN	Tonykart	MPT Racing	6	6:48.871	10.845	1:05.990	4	92,687	12
13	64	Luc Willemse	NLD	FA Kart	Team TKP	6	6:49.354	11.328	1:06.533	3	91,930	13
14	103	Gianfranco Mazzaferro	CAN	Alonso	Dan Holland Racing	6	6:49.511	11.485	1:06.831	4	91,520	14
15	112	Adam Haikal	MYS	FA Kart	Team TKP	6	6:49.772	11.746	1:07.048	4	91,224	15
16	104	Javier Gonzalez	MEX	Kosmic	Paul Carr Racing	6	6:50.481	12.455	1:06.494	5	91,984	16
17	58	Dzianis Slavinski	BLR	Tonykart	M-Racing	6	6:51.024	12.998	1:05.776	6	92,988	17
18	116	Ivan Chubarov	RUS	Art GP	Art GP Official Team	6	7:02.762	24.736	1:08.492	5	89,301	18
19	24	Dennis Mavlanov	RUS	Kosmic	Zeta Corse	1	1:10.891	5 Laps	1:09.824	1	87,597	19
20	32	Jordan Brown-Nutley	GBR	Tonykart	Coles Racing		0.443	6 Laps		0	-	20
21	115	Presley Martono	IDN	Kosmic	DNR/Bouvin Power		0.890	6 Laps		0	-	21

Announcements

These results are provisional until the conclusion of any judicial and technical matters!

No. 104 + 58 warning board / time penalty 5 sec

Margin of Victory	Ø km/h	Best Lap Tm	km/h	Best Lap by
1.501	92,201	1:05.776	92,988	58 - Dzianis Slavinski

Official Timing www.rgmmc.com

Orbits

Timekeeping M. Wagner:

Clerk of the course Thomas Lainer:

www.mylaps.com

Steward Horst Seidel:

Chief Scrutineer Paul Klaassen:

Licensed to: Motorsport Events

Printed: 19.07.2014 14:03:55

posted at:

h



Rotax Euro Challenge 2014 Zuera/Spain

Rotax Juniors

Zuera 1,699 Km

RACE 7 Qualifying Heat 4 B-D

19.07.2014 13:40

Race (6 Laps) started at 13:50:23

Lap	Time of Day	Lap Tm	Diff	S1 Tm	S2 Tm	S3 Tm	Lap	Time of Day	Lap Tm	Diff	S1 Tm	S2 Tm	S3 Tm
(53) Marta Garcia													
1	13:51:31.310	1:07.583	+1.700	22.551	23.413	21.619	1	13:51:35.097	1:10.388	+4.241	25.178	23.659	21.551
2	13:52:37.709	1:06.399	+0.516	21.551	23.394	21.454	2	13:52:42.925	1:07.828	+1.681	21.898	24.128	21.802
3	13:53:43.837	1:06.128	+0.245	21.384	23.296	21.448	3	13:53:49.772	1:06.847	+0.700	22.025	23.342	21.480
4	13:54:49.937	1:06.100	+0.217	21.418	23.256	21.426	4	13:54:56.771	1:06.999	+0.852	21.807	23.759	21.433
5	13:55:55.870	1:05.933	+0.050	21.328	23.248	21.357	5	13:56:04.124	1:07.353	+1.206	21.456	24.296	21.601
6	13:57:01.753	1:05.883		21.268	23.253	21.362	6	13:57:10.271	1:06.147		21.342	23.346	21.459
(95) Dean MacDonald													
1	13:51:32.627	1:08.702	+2.798	23.256	23.863	21.583	1	13:51:33.244	1:09.148	+2.963	23.376	24.100	21.672
2	13:52:38.531	1:05.904		21.254	23.216	21.434	2	13:52:41.761	1:08.517	+2.332	21.638	24.882	21.997
3	13:53:44.552	1:06.021	+0.117	21.341	23.259	21.421	3	13:53:49.082	1:07.321	+1.136	22.117	23.633	21.571
4	13:54:51.280	1:06.728	+0.824	21.921	23.354	21.453	4	13:54:56.616	1:07.534	+1.349	22.370	23.681	21.483
5	13:55:57.271	1:05.991	+0.087	21.345	23.214	21.432	5	13:56:04.553	1:07.937	+1.752	21.490	24.328	22.119
6	13:57:03.254	1:05.983	+0.079	21.266	23.242	21.475	6	13:57:10.738	1:06.185		21.330	23.326	21.529
(88) Mick Wishofer													
1	13:51:32.570	1:08.692	+2.443	23.228	23.829	21.635	1	13:51:36.410	1:11.860	+5.632	26.171	24.189	21.500
2	13:52:38.819	1:06.249		21.380	23.344	21.525	2	13:52:43.121	1:06.711	+0.483	21.255	23.766	21.690
3	13:53:45.078	1:06.259	+0.010	21.350	23.354	21.555	3	13:53:49.711	1:07.590	+1.362	22.000	23.914	21.676
4	13:54:51.579	1:06.501	+0.252	21.563	23.396	21.542	4	13:54:57.672	1:06.961	+0.733	21.943	23.537	21.481
5	13:55:57.933	1:06.354	+0.105	21.507	23.313	21.534	5	13:56:04.994	1:07.322	+1.094	21.380	23.790	22.152
6	13:57:04.344	1:06.411	+0.162	21.431	23.350	21.630	6	13:57:11.222	1:06.228		21.358	23.351	21.519
(9) Darren Keane													
1	13:51:31.538	1:07.741	+1.533	22.635	23.434	21.672	1	13:51:37.845	1:13.460	+7.128	27.829	23.957	21.674
2	13:52:37.952	1:06.414	+0.206	21.463	23.401	21.550	2	13:52:44.177	1:06.332		21.359	23.431	21.542
3	13:53:44.307	1:06.355	+0.147	21.390	23.374	21.591	3	13:53:50.904	1:06.727	+0.395	21.605	23.462	21.660
4	13:54:52.306	1:07.999	+1.791	22.702	23.726	21.571	4	13:54:57.532	1:06.628	+0.296	21.657	23.461	21.510
5	13:55:58.576	1:06.270	+0.062	21.317	23.386	21.567	5	13:56:04.888	1:07.356	+1.024	21.397	23.822	22.137
6	13:57:04.784	1:06.208		21.322	23.277	21.609	6	13:57:12.351	1:07.463	+1.131	21.791	23.823	21.849
(77) Lluc Ibanez													
1	13:51:33.722	1:09.698	+3.696	23.221	24.488	21.989	1	13:51:40.112	1:15.819	+9.829	30.394	23.713	21.712
2	13:52:41.247	1:07.525	+1.523	21.493	24.305	21.727	2	13:52:46.475	1:06.363	+0.373	21.432	23.333	21.598
3	13:53:47.411	1:06.164	+0.162	21.308	23.336	21.520	3	13:53:52.813	1:06.338	+0.348	21.343	23.345	21.650
4	13:54:53.600	1:06.189	+0.187	21.254	23.469	21.466	4	13:54:58.803	1:05.990		21.337	23.217	21.436
5	13:55:59.602	1:06.002		21.223	23.252	21.527	5	13:56:05.545	1:06.742	+0.752	21.225	23.234	22.383
6	13:57:06.113	1:06.511	+0.509	21.767	23.350	21.394	6	13:57:12.598	1:07.053	+1.063	21.477	23.505	22.071
(36) Alex Quinn													
1	13:51:33.044	1:09.039	+2.870	23.293	24.021	21.725	1	13:51:36.020	1:11.444	+4.911	26.100	23.831	21.513
2	13:52:41.186	1:08.142	+1.973	22.095	24.310	21.737	2	13:52:42.981	1:06.961	+0.428	21.463	23.733	21.765
3	13:53:47.355	1:06.169		21.261	23.310	21.598	3	13:53:49.514	1:06.533		21.656	23.366	21.511
4	13:54:53.541	1:06.186	+0.017	21.197	23.424	21.565	4	13:54:56.504	1:06.990	+0.457	21.849	23.642	21.499
5	13:55:59.723	1:06.182	+0.013	21.158	23.281	21.743	5	13:56:05.608	1:09.104	+2.571	22.047	24.091	22.966
6	13:57:06.630	1:06.907	+0.738	21.857	23.401	21.649	6	13:57:13.081	1:07.473	+0.940	22.208	23.697	21.568
(81) Jack Martin													
1	13:51:35.197	1:10.724	+4.367	25.604	23.568	21.552	1	13:51:35.473	1:10.994	+4.163	25.927	23.523	21.544
2	13:52:42.132	1:06.935	+0.578	21.597	23.558	21.780	2	13:52:43.087	1:07.614	+0.783	21.806	24.051	21.757
3	13:53:49.306	1:07.174	+0.817	21.421	24.288	21.465	3	13:53:51.148	1:08.061	+1.230	22.207	23.862	21.992
4	13:54:55.817	1:06.511	+0.154	21.540	23.456	21.515	4	13:54:57.979	1:06.831		21.641	23.587	21.603
5	13:56:02.602	1:06.785	+0.428	21.706	23.611	21.468	5	13:56:05.639	1:07.660	+0.829	21.424	23.571	22.665
6	13:57:08.959	1:06.357		21.442	23.329	21.586	6	13:57:13.238	1:07.599	+0.768	22.133	23.927	21.539
(58) Dzianis Slavinski													
1	13:51:33.620	1:09.544	+3.768	24.494	23.379	21.671	1	13:51:35.004	1:10.753	+3.705	25.505	23.625	21.623
2	13:52:43.057	1:09.437	+3.661	21.468	24.361	23.608	2	13:52:42.790	1:07.786	+0.738	22.143	23.849	21.794
3	13:53:50.764	1:07.707	+1.931	22.135	23.754	21.818	3	13:53:50.085	1:07.295	+0.247	22.232	23.569	21.494
4	13:54:57.241	1:06.477	+0.701	21.426	23.594	21.457	4	13:54:57.133	1:07.048		21.542	23.951	21.555
5	13:56:03.975	1:06.734	+0.958	21.537	23.566	21.631	5	13:56:05.692	1:08.559	+1.511	23.145	23.753	21.661
6	13:57:09.751	1:05.776		21.211	23.144	21.421	6	13:57:13.499	1:07.807	+0.759	22.442	23.709	21.656
(26) Finlay Hutchison													
1	13:51:33.305	1:09.082	+2.588	23.681	23.904	21.497	1	13:51:33.305	1:09.082	+2.588	23.681	23.904	21.497
2	13:52:41.908	1:08.603	+2.109	21.663	24.872	22.068	2	13:52:41.908	1:08.603	+2.109	21.663	24.872	22.068

Timekeeping M. Wagner:



Clerk of the course Thomas Lainer:

Steward Horst Seidel:

Chief Scrutineer Paul Klaassen:



Rotax Euro Challenge 2014 Zuera/Spain

Rotax Juniors

Zuera 1,699 Km

RACE 7 Qualifying Heat 4 B-D

19.07.2014 13:40

Race (6 Laps) started at 13:50:23

Lap	Time of Day	Lap Tm	Diff	S1 Tm	S2 Tm	S3 Tm	Lap	Time of Day	Lap Tm	Diff	S1 Tm	S2 Tm	S3 Tm
3	13:53:49.139	1:07.231	+0.737	21.777	23.971	21.483							
4	13:54:56.027	1:06.888	+0.394	21.616	23.728	21.544							
5	13:56:02.521	1:06.494		21.395	23.560	21.539							
6	13:57:09.208	1:06.687	+0.193	21.734	23.405	21.548							

(116) Ivan Chubarov

1	13:51:42.770	1:18.047	+9.555	31.296	24.409	22.342
2	13:52:51.475	1:08.705	+0.213	22.250	24.210	22.245
3	13:54:00.231	1:08.756	+0.264	22.316	24.170	22.270
4	13:55:09.162	1:08.931	+0.439	22.414	24.244	22.273
5	13:56:17.654	1:08.492		22.220	24.146	22.126
6	13:57:26.489	1:08.835	+0.343	22.183	24.274	22.378

(24) Dennis Mavlanov

1	13:51:34.618	1:09.324		24.766	23.551	21.507
---	--------------	----------	--	--------	--------	--------



Rotax Euro Challenge 2014 Zuera/Spain

Rotax Juniors

Zuera 1,699 Km

RACE 11 Qualifying Heat 5 A-D

-NEW 3-

19.07.2014 15:40

Race (6 Laps) started at 15:43:03

Pos	No.	Name	Nat.	Chassis	Race Team	Laps	Total Tm	Diff	Best Tm	In Lap	km/h	Points
1	49	Dave Wooder	GBR	Alonso	Dan Holland Racing	6	6:36.369		1:05.686	5	93,116	0
2	95	Dean MacDonald	GBR	Tonykart	Strawberry Racing	6	6:37.384	1.015	1:05.624	6	93,204	2
3	58	Dzianis Slavinski	BLR	Tonykart	M-Racing	6	6:37.837	1.468	1:05.463	6	93,433	3
4	8	Thomas Preining	AUT	FA Kart	Team TKP	6	6:39.106	2.737	1:05.713	6	93,077	4
5	104	Javier Gonzalez	MEX	Kosmic	Paul Carr Racing	6	6:40.288	3.919	1:05.963	6	92,725	5
6	94	Max Hofer	AUT	Birel	KMS Birel Motorsport	6	6:42.083	5.714	1:06.159	5	92,450	6
7	106	Ayrton Simmons	GBR	Tonykart	Coles Racing	6	6:42.132	5.763	1:06.422	2	92,084	7
8	33	Jack McCarthy	GBR	Tonykart	Strawberry Racing	6	6:44.120	7.751	1:05.415	5	93,501	8
9	31	Daniel Louko	FIN	Tonykart	MPT Racing	6	6:44.385	8.016	1:05.766	3	93,002	9
10	64	Luc Willemse	NLD	FA Kart	Team TKP	6	6:44.792	8.423	1:06.402	5	92,112	10
11	5	Max Timmermans	BEL	Tonykart	Strawberry Racing	6	6:44.851	8.482	1:06.479	2	92,005	11
12	36	Alex Quinn	GBR	Tonykart	Coles Racing	6	6:45.151	8.782	1:06.007	3	92,663	12
13	87	Nicolas Schoell	AUT	Alonso	Dan Holland Racing	6	6:45.358	8.989	1:05.615	5	93,216	13
14	81	Jack Martin	GBR	Tonykart	Strawberry Racing	6	6:45.491	9.122	1:05.569	5	93,282	14
15	90	Adrien Renaudin	FRA	Sodikart	KPR	6	6:45.549	9.180	1:05.887	5	92,832	15
16	26	Finlay Hutchison	GBR	Alonso	Dan Holland Racing	6	6:47.575	11.206	1:06.092	5	92,544	16
17	114	Barrichello Noor	IDN	FA Kart	Team TKP/Riser Shadaff M/Spor	6	6:50.871	14.502	1:06.151	5	92,461	17
18	51	Luke Wooder	GBR	Alonso	Dan Holland Racing	3	3:49.442	3 Laps	1:07.245	2	90,957	18
19	24	Dennis Mavlanov	RUS	Kosmic	Zeta Corse		0.831	6 Laps		0	-	19

Not classified

DQ	115	Presley Martono	IDN	Kosmic	DNR/Bouvin Power	6	6:45.193	DQ	1:05.578	5	93,269	24
DQ	110	Keanon Santoso	IDN	Gillard	PDB Racing Team	6	6:52.056	DQ	1:06.636	5	91,788	24

Announcements

These results are provisional until the conclusion of any judicial and technical matters!

No. 51 warning board / time penalty 5 sec

No. 110 excluded from heat A-D / unfair driving

No. 115 excluded from heat A-D / technical non conformity

Margin of Victory	Ø km/h	Best Lap Tm	km/h	Best Lap by
1.015	92,586	1:05.415	93,501	33 - Jack McCarthy

Official Timing www.rgmmc.com

Orbits

Timekeeping M. Wagner:

Clerk of the course Thomas Lainer:

www.mylaps.com

Steward Horst Seidel:

Chief Scrutineer Paul Klaassen:

Licensed to: Motorsport Events

Printed: 19.07.2014 18:59:33

posted at:

h



Rotax Euro Challenge 2014 Zuera/Spain

Rotax Juniors

Zuera 1,699 Km

RACE 11 Qualifying Heat 5 A-D

19.07.2014 15:40

Race (6 Laps) started at 15:43:03

Lap	Time of Day	Lap Tm	Diff	S1 Tm	S2 Tm	S3 Tm	Lap	Time of Day	Lap Tm	Diff	S1 Tm	S2 Tm	S3 Tm
(49) Dave Wooder													
1	15:44:09.770	1:06.618	+0.932	21.679	23.367	21.572	1	15:44:16.066	1:12.489	+6.723	27.058	23.641	21.790
2	15:45:16.251	1:06.481	+0.795	21.536	23.438	21.507	2	15:45:22.146	1:06.080	+0.314	21.122	23.477	21.481
3	15:46:22.329	1:06.078	+0.392	21.261	23.420	21.397	3	15:46:27.912	1:05.766		21.090	23.231	21.445
4	15:47:28.100	1:05.771	+0.085	21.177	23.257	21.337	4	15:47:34.615	1:06.703	+0.937	21.322	23.892	21.489
5	15:48:33.786	1:05.686		21.130	23.234	21.322	5	15:48:40.731	1:06.116	+0.350	21.353	23.251	21.512
6	15:49:39.521	1:05.735	+0.049	21.161	23.178	21.396	6	15:49:47.537	1:06.806	+1.040	21.054	24.206	21.546
(95) Dean MacDonald													
1	15:44:10.861	1:07.546	+1.922	22.753	23.385	21.408	1	15:44:14.728	1:11.016	+4.614	26.025	23.452	21.539
2	15:45:16.913	1:06.052	+0.428	21.355	23.340	21.357	2	15:45:21.183	1:06.455	+0.053	21.502	23.374	21.579
3	15:46:23.264	1:06.351	+0.727	21.370	23.472	21.509	3	15:46:27.721	1:06.538	+0.136	21.704	23.361	21.473
4	15:47:29.158	1:05.894	+0.270	21.222	23.253	21.419	4	15:47:34.507	1:06.786	+0.384	21.614	23.594	21.578
5	15:48:34.912	1:05.754	+0.130	21.108	23.238	21.408	5	15:48:40.909	1:06.402		21.547	23.330	21.525
6	15:49:40.536	1:05.624		21.115	23.160	21.349	6	15:49:47.944	1:07.035	+0.633	21.336	24.025	21.674
(58) Dzianis Slavinski													
1	15:44:12.166	1:08.724	+3.261	23.775	23.414	21.535	1	15:44:10.804	1:07.518	+1.039	22.541	23.496	21.481
2	15:45:18.332	1:06.166	+0.703	21.385	23.300	21.481	2	15:45:17.283	1:06.479		21.503	23.448	21.528
3	15:46:24.265	1:05.933	+0.470	21.127	23.407	21.399	3	15:46:24.519	1:07.236	+0.757	21.489	24.189	21.558
4	15:47:29.967	1:05.702	+0.239	21.097	23.192	21.413	4	15:47:31.184	1:06.665	+0.186	21.624	23.410	21.631
5	15:48:35.526	1:05.559	+0.096	21.038	23.127	21.394	5	15:48:38.012	1:06.828	+0.349	21.804	23.396	21.628
6	15:49:40.989	1:05.463		20.993	23.113	21.357	6	15:49:48.003	1:09.991	+3.512	22.840	25.551	21.600
(8) Thomas Preining													
1	15:44:11.178	1:07.827	+2.114	22.875	23.453	21.499	1	15:44:12.015	1:08.635	+2.628	23.665	23.428	21.542
2	15:45:17.394	1:06.216	+0.503	21.353	23.425	21.438	2	15:45:18.940	1:06.925	+0.918	21.757	23.657	21.511
3	15:46:23.711	1:06.317	+0.604	21.284	23.592	21.441	3	15:46:24.947	1:06.007		21.091	23.477	21.439
4	15:47:30.654	1:06.943	+1.230	22.168	23.375	21.400	4	15:47:31.322	1:06.375	+0.368	21.383	23.543	21.449
5	15:48:36.545	1:05.891	+0.178	21.218	23.216	21.457	5	15:48:38.370	1:07.048	+1.041	21.510	23.455	22.083
6	15:49:42.258	1:05.713		21.168	23.122	21.423	6	15:49:48.303	1:09.933	+3.926	22.106	26.011	21.816
(104) Javier Gonzalez													
1	15:44:12.339	1:08.830	+2.867	23.952	23.422	21.456	1	15:44:14.475	1:10.607	+5.029	25.525	23.567	21.515
2	15:45:18.567	1:06.228	+0.265	21.356	23.442	21.430	2	15:45:20.406	1:05.931	+0.353	21.257	23.308	21.366
3	15:46:24.661	1:06.094	+0.131	21.205	23.503	21.386	3	15:46:27.051	1:06.645	+1.067	21.457	23.720	21.468
4	15:47:31.189	1:06.528	+0.565	21.593	23.484	21.451	4	15:47:32.850	1:05.799	+0.221	21.234	23.158	21.407
5	15:48:37.477	1:06.288	+0.325	21.523	23.362	21.403	5	15:48:38.428	1:05.578		21.015	23.162	21.401
6	15:49:43.440	1:05.963		21.207	23.329	21.427	6	15:49:48.345	1:09.917	+4.339	22.212	25.986	21.719
(94) Max Hofer													
1	15:44:11.328	1:07.915	+1.756	22.939	23.521	21.455	1	15:44:12.571	1:09.019	+3.404	24.035	23.461	21.523
2	15:45:17.630	1:06.302	+0.143	21.397	23.477	21.428	2	15:45:19.513	1:06.942	+1.327	21.505	23.853	21.584
3	15:46:24.215	1:06.585	+0.426	21.423	23.710	21.452	3	15:46:27.151	1:07.638	+2.023	22.209	23.762	21.667
4	15:47:31.979	1:07.764	+1.605	22.634	23.670	21.460	4	15:47:33.841	1:06.690	+1.075	21.846	23.383	21.461
5	15:48:38.138	1:06.159		21.152	23.474	21.533	5	15:48:39.456	1:05.615		20.984	23.229	21.402
6	15:49:45.235	1:07.097	+0.938	21.876	23.601	21.620	6	15:49:48.510	1:09.054	+3.439	21.582	25.766	21.706
(106) Ayrton Simmons													
1	15:44:10.262	1:07.043	+0.621	22.044	23.455	21.544	1	15:44:12.015	1:10.635	+2.628	23.665	23.428	21.542
2	15:45:16.684	1:06.422		21.413	23.497	21.512	2	15:45:18.940	1:06.925	+0.918	21.757	23.657	21.511
3	15:46:24.002	1:07.318	+0.896	21.673	24.202	21.443	3	15:46:24.947	1:06.007		21.091	23.477	21.439
4	15:47:31.465	1:07.463	+1.041	22.517	23.571	21.375	4	15:47:31.322	1:06.375	+0.368	21.383	23.543	21.449
5	15:48:38.276	1:06.811	+0.389	21.524	23.791	21.496	5	15:48:38.370	1:07.048	+1.041	21.510	23.455	22.083
6	15:49:45.284	1:07.008	+0.586	21.814	23.690	21.504	6	15:49:48.303	1:09.933	+3.926	22.106	26.011	21.816
(33) Jack McCarthy													
1	15:44:15.905	1:11.932	+6.517	26.768	23.625	21.539	1	15:44:12.015	1:10.635	+2.628	23.665	23.428	21.542
2	15:45:21.647	1:05.742	+0.327	21.036	23.264	21.442	2	15:45:20.406	1:05.931	+0.353	21.257	23.308	21.366
3	15:46:27.388	1:05.741	+0.326	21.088	23.261	21.392	3	15:46:27.051	1:06.645	+1.067	21.457	23.720	21.468
4	15:47:33.186	1:05.798	+0.383	21.120	23.227	21.451	4	15:47:32.850	1:05.799	+0.221	21.234	23.158	21.407
5	15:48:38.601	1:05.415		20.935	23.178	21.302	5	15:48:38.428	1:05.578		21.015	23.162	21.401
6	15:49:47.272	1:08.671	+3.256	22.324	24.839	21.508	6	15:49:48.345	1:09.917	+4.339	22.212	25.986	21.719
(31) Daniel Louko													
1	15:44:16.066	1:12.489	+6.723	27.058	23.641	21.790	1	15:44:12.015	1:10.635	+2.628	23.665	23.428	21.542
2	15:45:22.146	1:06.080	+0.314	21.122	23.477	21.481	2	15:45:18.940	1:06.925	+0.918	21.757	23.657	21.511
3	15:46:27.912	1:05.766		21.090	23.231	21.445	3	15:46:24.947	1:06.007		21.091	23.477	21.439
4	15:47:34.615	1:06.703	+0.937	21.322	23.892	21.489	4	15:47:31.322	1:06.375	+0.368	21.383	23.543	21.449
5	15:48:40.731	1:06.116	+0.350	21.353	23.251	21.512	5	15:48:38.370	1:07.048	+1.041	21.510	23.455	22.083
6	15:49:47.537	1:06.806	+1.040	21.054	24.206	21.546	6	15:49:48.303	1:09.933	+3.926	22.106	26.011	21.816
(64) Luc Willemse													
1	15:44:14.728	1:11.016	+4.614	26.025	23.452	21.539	1	15:44:10.804	1:07.518	+1.039	22.541	23.496	21.481
2	15:45:21.183	1:06.455	+0.053	21.502	23.374	21.579	2	15:45:17.283	1:06.479		21.503	23.448	21.528
3	15:46:27.721	1:06.538	+0.136	21.704	23.361	21.473	3	15:46:24.519	1:07.236	+0.757	21.489	24.189	21.558
4	15:47:34.507	1:06.786	+0.384	21.614	23.594	21.578	4	15:47:31.184	1:06.665	+0.186	21.624	23.410	21.631
5	15:48:40.909	1:06.402		21.547	23.330	21.525	5	15:48:38.012	1:06.828	+0.349	21.804	23.396	21.628
6	15:49:47.944	1:07.035	+0.633	21.336	24.025	21.674	6	15:49:48.003	1:09.991	+3.512	22.840	25.551	21.600
(5) Max Timmermans													
1	15:44:10.804	1:07.518	+1.039	22.541	23.496	21.481	1	15:44:12.015	1:10.635	+2.628	23.665	23.428	21.542
2	15:45:17.283	1:06.479		21.503	23.448	21.528	2	15:45:18.940	1:06.925	+0.918	21.757	23.657	21.511
3	15:46:24.519	1:07.236	+0.757	21.489	24.189	21.558	3	15:46:24.947	1:06.007		21.091	23.477	21.439
4	15:47:31.184	1:06.665	+0.186	21.624	23.410	21.631	4	15:47:31.322	1:06.375	+0.368	21.383	23.543	21.449
5	15:48:38.012	1:06.828	+0.349	21.804	23.396	21.628	5	15:48:38.370	1:07.048	+1.041	21.510	23.455	22.083
6	15:49:48.003	1:09.991	+3.512	22.840	25.551	21.600	6	15:49:48.303	1:09.933	+3.926	22.106	26.011	21.816
(36) Alex Quinn													
1	15:44:12.01												



Rotax Euro Challenge 2014 Zuera/Spain

Rotax Juniors

Zuera 1,699 Km

RACE 11 Qualifying Heat 5 A-D

19.07.2014 15:40

Race (6 Laps) started at 15:43:03

Lap	Time of Day	Lap Tm	Diff	S1 Tm	S2 Tm	S3 Tm	Lap	Time of Day	Lap Tm	Diff	S1 Tm	S2 Tm	S3 Tm
3	15:46:32.057	1:06.535	+0.443	21.491	23.488	21.556							
4	15:47:38.305	1:06.248	+0.156	21.282	23.480	21.486							
5	15:48:44.397	1:06.092		21.211	23.344	21.537							
6	15:49:50.727	1:06.330	+0.238	21.162	23.544	21.624							

(114) Barrichello Noor

1	15:44:13.234	1:09.589	+3.438	24.551	23.515	21.523
2	15:45:19.703	1:06.469	+0.318	21.238	23.577	21.654
3	15:46:35.273	1:15.570	+9.419	29.883	24.215	21.472
4	15:47:41.686	1:06.413	+0.262	21.319	23.551	21.543
5	15:48:47.837	1:06.151		21.264	23.408	21.479
6	15:49:54.023	1:06.186	+0.035	21.251	23.377	21.558

(110) Keanon Santoso

1	15:44:20.580	1:16.801	+10.165	30.870	24.189	21.742
2	15:45:27.892	1:07.312	+0.676	21.880	23.789	21.643
3	15:46:34.757	1:06.865	+0.229	21.545	23.667	21.653
4	15:47:41.849	1:07.092	+0.456	21.633	23.930	21.529
5	15:48:48.485	1:06.636		21.499	23.471	21.666
6	15:49:55.208	1:06.723	+0.087	21.299	23.682	21.742

(51) Luke Wooder

1	15:44:12.639	1:09.148	+1.903	24.250	23.556	21.342
2	15:45:19.884	1:07.245		21.306	24.232	21.707
3	15:46:47.594	1:27.710	+20.465	25.324	24.772	37.614



Rotax Euro Challenge 2014 Zuera/Spain

Rotax Juniors

Zuera 1,699 Km

RACE 12 Qualifying Heat 6 B-C

-NEW-

19.07.2014 16:00

Race (6 Laps) started at 16:03:05

Pos	No.	Name	Nat.	Chassis	Race Team	Laps	Total Tm	Diff	Best Tm	In Lap	km/h	Points
1	53	Marta Garcia	ESP	Zanardi	MGL Racing Xtreme	6	6:37.305		1:05.751	5	93,024	0
2	9	Darren Keane	IRL	Tonykart	Strawberry Racing	6	6:37.616	0.311	1:05.620	5	93,209	2
3	88	Mick Wishofer	AUT	Birel	KMS Birel Motorsport	6	6:40.671	3.366	1:05.861	5	92,868	3
4	12	Rinus van Kalmthout	NLD	CRG	PSL/VF Racing	6	6:40.749	3.444	1:06.061	5	92,587	4
5	62	Richard Veschoor	NLD	FA Kart	Team TKP	6	6:41.245	3.940	1:05.484	5	93,403	5
6	86	Marcus Armstrong	NZL	Alonso	Dan Holland Racing	6	6:41.298	3.993	1:05.964	5	92,723	6
7	50	Leonard Hoogenboom	NLD	Alonso	Dan Holland Racing	6	6:43.925	6.620	1:05.847	5	92,888	7
8	35	Ido Cohen	ISR	Tonykart	Protrain Racing	6	6:44.190	6.885	1:06.462	4	92,029	8
9	57	Scott Symons	GBR	Kosmic	KR Sport	6	6:44.483	7.178	1:06.178	6	92,423	9
10	32	Jordan Brown-Nutley	GBR	Tonykart	Coles Racing	6	6:47.829	10.524	1:06.400	3	92,114	10
11	77	Lluc Ibanez	ESP	Kosmic	Binakart	6	6:48.235	10.930	1:05.788	3	92,971	11
12	22	Jakub Bezel	CZE	MS Kart	MS Kart Racing Team	6	6:48.764	11.459	1:06.537	5	91,925	12
13	46	Perdana Minang	IDN	tonykart	Aim Motorsport/RedWhite Racin	6	6:48.910	11.605	1:06.512	5	91,959	13
14	116	Ivan Chubarov	RUS	Art GP	Art GP Official Team	6	6:49.095	11.790	1:06.832	5	91,519	14
15	112	Adam Haikal	MYS	FA Kart	Team TKP	6	6:49.131	11.826	1:06.393	4	92,124	15
16	103	Gianfranco Mazzaferro	CAN	Alonso	Dan Holland Racing	6	6:49.249	11.944	1:05.902	3	92,811	16
17	117	Nateal Cantin	CAN	Birel	KMS Birel Motorsport	6	6:50.967	13.662	1:06.338	3	92,201	17
18	108	Cao Zhuo	CHN	FA Kart	Team TKP	6	6:51.288	13.983	1:06.103	3	92,528	18
19	47	Antoine Perceval	FRA	Tonykart	SG Drivers	6	6:55.895	18.590	1:06.095	3	92,540	19
20	21	Andrew Wong	GBR	Tonykart	Protrain Racing	6	6:58.928	21.623	1:06.075	4	92,568	20
21	60	Mauricio Van der Laan	ESP	Intrepid	Intrepid Driver Program		0.680	6 Laps		0	-	21

Announcements

These results are provisional until the conclusion of any judicial and technical matters!

No. 47 warning board / time penalty 5 sec

No. 21 time penalty 10 sec. / unfair driving

Margin of Victory	Ø km/h	Best Lap Tm	km/h	Best Lap by
0.311	92,368	1:05.484	93,403	62 - Richard Veschoor

Official Timing www.rgmmc.com

Orbits

Timekeeping M. Wagner:

Clerk of the course Thomas Lainer:

www.mylaps.com

Steward Horst Seidel:

Chief Scrutineer Paul Klaassen:

Licensed to: Motorsport Events

Printed: 19.07.2014 18:48:44

posted at:

h



Rotax Euro Challenge 2014 Zuera/Spain

Rotax Juniors

Zuera 1,699 Km

RACE 12 Qualifying Heat 6 B-C

19.07.2014 16:00

Race (6 Laps) started at 16:03:05

Lap	Time of Day	Lap Tm	Diff	S1 Tm	S2 Tm	S3 Tm	Lap	Time of Day	Lap Tm	Diff	S1 Tm	S2 Tm	S3 Tm
(53) Marta Garcia													
1	16:04:12.711	1:07.545	+1.794	22.509	23.472	21.564	1	16:04:17.201	1:11.114	+4.936	24.833	24.511	21.770
2	16:05:18.997	1:06.286	+0.535	21.418	23.390	21.478	2	16:05:24.019	1:06.818	+0.640	21.644	23.570	21.604
3	16:06:25.037	1:06.040	+0.289	21.347	23.241	21.452	3	16:06:30.463	1:06.444	+0.266	21.416	23.404	21.624
4	16:07:30.820	1:05.783	+0.032	21.265	23.162	21.356	4	16:07:36.944	1:06.481	+0.303	21.489	23.394	21.598
5	16:08:36.571	1:05.751		21.260	23.152	21.339	5	16:08:43.471	1:06.527	+0.349	21.653	23.374	21.500
6	16:09:42.471	1:05.900	+0.149	21.265	23.267	21.368	6	16:09:49.649	1:06.178		21.395	23.328	21.455
(9) Darren Keane													
1	16:04:12.810	1:07.575	+1.955	22.594	23.437	21.544	1	16:04:18.866	1:13.198	+6.798	25.934	24.513	22.751
2	16:05:19.152	1:06.342	+0.722	21.403	23.412	21.527	2	16:05:25.829	1:06.963	+0.563	22.022	23.351	21.590
3	16:06:25.240	1:06.088	+0.468	21.265	23.399	21.424	3	16:06:32.229	1:06.400		21.261	23.664	21.475
4	16:07:31.230	1:05.990	+0.370	21.166	23.399	21.425	4	16:07:38.917	1:06.688	+0.288	21.425	23.680	21.583
5	16:08:36.850	1:05.620		21.127	23.122	21.371	5	16:08:45.387	1:06.470	+0.070	21.249	23.570	21.651
6	16:09:42.782	1:05.932	+0.312	21.101	23.409	21.422	6	16:09:52.995	1:07.608	+1.208	21.974	23.956	21.678
(88) Mick Wishofer													
1	16:04:13.912	1:08.464	+2.603	23.345	23.602	21.517	1	16:04:22.818	1:17.286	+11.498	31.964	23.729	21.593
2	16:05:20.280	1:06.368	+0.507	21.571	23.370	21.427	2	16:05:28.886	1:06.068	+0.280	21.314	23.411	21.343
3	16:06:26.373	1:06.093	+0.232	21.404	23.272	21.417	3	16:06:34.674	1:05.788		21.365	23.091	21.332
4	16:07:32.417	1:06.044	+0.183	21.342	23.301	21.401	4	16:07:41.111	1:06.437	+0.649	21.540	23.436	21.461
5	16:08:38.278	1:05.861		21.262	23.245	21.354	5	16:08:46.922	1:05.811	+0.023	21.158	23.169	21.484
6	16:09:45.837	1:07.559	+1.698	21.998	23.903	21.658	6	16:09:53.401	1:06.479	+0.691	21.330	23.764	21.385
(12) Rinus van Kalmthout													
1	16:04:13.262	1:07.853	+1.792	22.851	23.408	21.594	1	16:04:17.049	1:10.697	+4.160	24.725	24.204	21.768
2	16:05:19.808	1:06.546	+0.485	21.532	23.371	21.643	2	16:05:24.346	1:07.297	+0.760	21.985	23.750	21.562
3	16:06:26.125	1:06.317	+0.256	21.389	23.340	21.588	3	16:06:31.800	1:07.454	+0.917	22.396	23.441	21.617
4	16:07:32.197	1:06.072	+0.011	21.338	23.227	21.507	4	16:07:39.305	1:07.505	+0.968	22.240	23.538	21.727
5	16:08:38.258	1:06.061		21.306	23.226	21.529	5	16:08:45.842	1:06.537		21.491	23.423	21.623
6	16:09:45.915	1:07.657	+1.596	21.944	24.049	21.664	6	16:09:53.930	1:08.088	+1.551	22.035	24.245	21.808
(62) Richard Veschoor													
1	16:04:15.162	1:09.689	+4.205	24.484	23.600	21.605	1	16:04:17.601	1:11.583	+5.071	24.697	25.108	21.778
2	16:05:21.437	1:06.275	+0.791	21.415	23.331	21.529	2	16:05:24.499	1:06.898	+0.386	21.552	23.780	21.566
3	16:06:27.383	1:05.946	+0.462	21.197	23.278	21.471	3	16:06:32.052	1:07.553	+1.041	22.437	23.569	21.547
4	16:07:33.078	1:05.695	+0.211	21.181	23.123	21.391	4	16:07:39.059	1:07.007	+0.495	21.528	23.847	21.632
5	16:08:38.562	1:05.484		21.086	23.114	21.284	5	16:08:45.571	1:06.512		21.539	23.468	21.505
6	16:09:46.411	1:07.849	+2.365	21.933	23.855	22.061	6	16:09:54.076	1:08.505	+1.993	21.922	24.793	21.790
(86) Marcus Armstrong													
1	16:04:15.811	1:10.482	+4.518	24.564	24.145	21.773	1	16:04:18.793	1:13.192	+7.117	25.720	24.692	22.780
2	16:05:22.024	1:06.213	+0.249	21.356	23.395	21.462	2	16:05:25.890	1:07.097	+1.022	22.324	23.314	21.459
3	16:06:28.049	1:06.025	+0.061	21.201	23.333	21.491	3	16:06:33.569	1:07.679	+1.604	21.394	24.640	21.645
4	16:07:34.066	1:06.017	+0.053	21.286	23.288	21.443	4	16:07:39.644	1:06.075		21.357	23.277	21.441
5	16:08:40.030	1:05.964		21.178	23.272	21.514	5	16:08:45.894	1:06.250	+0.175	21.527	23.303	21.420
6	16:09:46.464	1:06.434	+0.470	21.211	23.287	21.936	6	16:09:54.094	1:08.200	+2.125	22.188	24.117	21.895
(50) Leonard Hoogenboom													
1	16:04:18.432	1:12.219	+6.372	25.150	24.888	22.181	1	16:04:17.564	1:11.103	+4.271	24.760	24.512	21.831
2	16:05:24.650	1:06.218	+0.371	21.430	23.333	21.455	2	16:05:24.978	1:07.414	+0.582	21.702	23.834	21.878
3	16:06:31.080	1:06.430	+0.583	21.536	23.364	21.530	3	16:06:33.514	1:08.536	+1.704	22.258	24.615	21.663
4	16:07:37.046	1:05.966	+0.119	21.284	23.217	21.465	4	16:07:40.390	1:06.876	+0.044	21.670	23.517	21.689
5	16:08:42.893	1:05.847		21.242	23.194	21.411	5	16:08:47.222	1:06.832		21.476	23.475	21.881
6	16:09:49.091	1:06.198	+0.351	21.407	23.218	21.573	6	16:09:54.261	1:07.039	+0.207	21.397	23.888	21.754
(35) Ido Cohen													
1	16:04:16.158	1:10.136	+3.674	24.231	23.667	22.238	1	16:04:18.310	1:12.381	+5.988	24.774	25.259	22.348
2	16:05:22.953	1:06.795	+0.333	21.704	23.503	21.588	2	16:05:25.221	1:06.911	+0.518	21.860	23.393	21.658
3	16:06:29.452	1:06.499	+0.037	21.418	23.451	21.630	3	16:06:33.123	1:07.902	+1.509	21.739	24.642	21.521
4	16:07:35.914	1:06.462		21.422	23.457	21.583	4	16:07:39.516	1:06.393		21.562	23.362	21.469
5	16:08:42.626	1:06.712	+0.250	21.429	23.420	21.543	5	16:08:46.346	1:06.830	+0.437	21.933	23.445	21.452
6	16:09:49.356	1:06.730	+0.268	21.905	23.355	21.470	6	16:09:54.297	1:07.951	+1.558	21.761	24.564	21.626
(57) Scott Symons													
1	16:04:22.086	1:15.944	+10.042	30.144	24.126	21.674	1	16:04:22.086	1:15.944	+10.042	30.144	24.126	21.674
2	16:05:28.152	1:06.066	+0.164	21.411	23.286	21.369	2	16:05:28.152	1:06.066	+0.164	21.411	23.286	21.369

Timekeeping M. Wagner:



Clerk of the course Thomas Lainer:

www.mylaps.com

Steward Horst Seidel:

Chief Scrutineer Paul Klaassen:

Licensed to: Motorsport Events



Rotax Euro Challenge 2014 Zuera/Spain

Rotax Juniors

Zuera 1,699 Km

RACE 12 Qualifying Heat 6 B-C

19.07.2014 16:00

Race (6 Laps) started at 16:03:05

Lap	Time of Day	Lap Tm	Diff	S1 Tm	S2 Tm	S3 Tm	Lap	Time of Day	Lap Tm	Diff	S1 Tm	S2 Tm	S3 Tm
3	16:06:34.054	1:05.902		21.227	23.258	21.417							
4	16:07:41.262	1:07.208	+1.306	21.338	24.363	21.507							
5	16:08:47.985	1:06.723	+0.821	21.790	23.516	21.417							
6	16:09:54.415	1:06.430	+0.528	21.349	23.526	21.555							

(47) Antoine Perceval

1	16:04:22.748	1:17.202	+11.107	31.730	23.785	21.687
2	16:05:29.210	1:06.462	+0.367	21.211	23.759	21.492
3	16:06:35.305	1:06.095		21.233	23.350	21.512
4	16:07:41.805	1:06.500	+0.405	21.281	23.584	21.635
5	16:08:48.326	1:06.521	+0.426	21.608	23.452	21.461
6	16:09:56.061	1:07.735	+1.640	22.097	24.087	21.551

(117) Nateal Cantin

1	16:04:21.292	1:15.367	+9.029	29.786	23.901	21.680
2	16:05:28.070	1:06.778	+0.440	21.748	23.403	21.627
3	16:06:34.408	1:06.338		21.439	23.417	21.482
4	16:07:41.511	1:07.103	+0.765	21.984	23.629	21.490
5	16:08:48.534	1:07.023	+0.685	22.113	23.409	21.501
6	16:09:56.133	1:07.599	+1.261	21.865	24.316	21.418

(108) Cao Zhuo

1	16:04:22.328	1:16.184	+10.081	30.451	24.096	21.637
2	16:05:28.494	1:06.166	+0.063	21.429	23.283	21.454
3	16:06:34.597	1:06.103		21.385	23.300	21.418
4	16:07:41.411	1:06.814	+0.711	21.696	23.579	21.539
5	16:08:47.902	1:06.491	+0.388	21.564	23.460	21.467
6	16:09:56.454	1:08.552	+2.449	23.278	23.772	21.502



Rotax Euro Challenge

Juniors Zuera / Spain

Ranking after Heats


Pos.	No.	Firstname	Lastname	Nat.	Chassis	Race Team	QP	Points	Diff.	A-B	C-D	A-C	B-D	A-D	B-C
1	49	Dave	Wooder	GBR	Alonso	Dan Holland Racing	1	0		0	--	0	--	0	--
2	95	Dean	MacDonald	GBR	Tonykart	Strawberry Racing	4	7	-7	--	3	--	2	2	--
3	86	Marcus	Armstrong	NZL	Alonso	Dan Holland Racing	3	11	-11	--	0	5	--	--	6
4	9	Darren	Keane	IRL	Tonykart	Strawberry Racing	6	12	-12	6	--	--	4	--	2
5	53	Marta	Garcia	ESP	Zanardi	MGL Racing Xtreme	2	17	-17	17	--	--	0	--	0
6	12	Rinus	van Kalmthout	NLD	CRG	PSL/VF Racing	7	17	-17	--	2	11	--	--	4
7	94	Max	Hofer	AUT	Birel	KMS Birel Motorsport	17	18	-18	3	--	9	--	6	--
8	77	Lluc	Ibanez	ESP	Kosmic	Binakart	14	20	-20	4	--	--	5	--	11
9	62	Richard	Veschoor	NLD	FA Kart	Team TKP	11	21	-21	--	8	8	--	--	5
10	33	Jack	McCarthy	GBR	Tonykart	Strawberry Racing	41	23	-23	5	--	10	--	8	--
11	88	Mick	Wishofer	AUT	Birel	KMS Birel Motorsport	10	24	-24	18	--	--	3	--	3
12	58	Dzianis	Slavinski	BLR	Tonykart	M-Racing	12	24	-24	--	4	--	17	3	--
13	5	Max	Timmermans	BEL	Tonykart	Strawberry Racing	9	25	-25	10	--	4	--	11	--
14	104	Javier	Gonzalez	MEX	Kosmic	Paul Carr Racing	16	27	-27	--	6	--	16	5	--
15	51	Luke	Wooder	GBR	Alonso	Dan Holland Racing	21	27	-27	2	--	7	--	18	--
16	106	Ayrton	Simmons	GBR	Tonykart	Coles Racing	5	29	-29	20	--	2	--	7	--
17	8	Thomas	Preining	AUT	FA Kart	Team TKP	13	31	-31	21	--	6	--	4	--
18	60	Mauricio	Van der Laan	ESP	Intrepid	Intrepid Driver Program	19	31	-31	--	7	3	--	--	21
19	31	Daniel	Louko	FIN	Tonykart	MPT Racing	20	31	-31	--	10	--	12	9	--
20	26	Finlay	Hutchison	GBR	Alonso	Dan Holland Racing	32	33	-33	--	9	--	8	16	--
21	36	Alex	Quinn	GBR	Tonykart	Coles Racing	8	34	-34	--	16	--	6	12	--
22	81	Jack	Martin	GBR	Tonykart	Strawberry Racing	24	34	-34	--	13	--	7	14	--
23	87	Nicolas	Schoell	AUT	Alonso	Dan Holland Racing	25	34	-34	7	--	14	--	13	--
24	57	Scott	Symons	GBR	Kosmic	KR Sport	31	34	-34	--	12	13	--	--	9
25	46	Perdana	Minang	IDN	tonykart	Aim Motorsport/RedWhit	30	35	-35	11	--	--	11	--	13
26	64	Luc	Willemse	NLD	FA Kart	Team TKP	28	37	-37	--	14	--	13	10	--
27	90	Adrien	Renaudin	FRA	Sodikart	KPR	33	41	-41	9	--	17	--	15	--
28	108	Cao	Zhuo	CHN	FA Kart	Team TKP	35	41	-41	--	11	12	--	--	18

Position 1 -28 qualified for Prefinal

29	50	Leonard	Hoogenboom	NLD	Alonso	Dan Holland Racing	38	41	-41	24	--	--	10	--	7
30	35	Ido	Cohen	ISR	Tonykart	Protrain Racing	27	42	-42	--	15	19	--	--	8
31	21	Andrew	Wong	GBR	Tonykart	Protrain Racing	18	43	-43	14	--	--	9	--	20
32	112	Adam	Haikal	MYS	FA Kart	Team TKP	26	43	-43	13	--	--	15	--	15
33	32	Jordan	Brown-Nutley	GBR	Tonykart	Coles Racing	22	45	-45	15	--	--	20	--	10
34	22	Jakub	Bezel	CZE	MS Kart	MS Kart Racing Team	39	45	-45	--	17	16	--	--	12
35	116	Ivan	Chubarov	RUS	Art GP	Art GP Official Team	42	48	-48	16	--	--	18	--	14
36	103	Gianfranco	Mazzaferro	CAN	Alonso	Dan Holland Racing	34	49	-49	19	--	--	14	--	16
37	114	Barrichello	Noor	IDN	FA Kart	Team TKP/Riser Shadaf	29	50	-50	12	--	21	--	17	--
38	115	Presley	Martono	IDN	Tonykart	DNR/Bouvin Power	36	50	-50	--	5	--	21	24	--
39	47	Antoine	Perceval	FRA	Tonykart	SG Drivers	15	52	-52	--	18	15	--	--	19
40	110	Keanon	Santoso	IDN	Gillard	PDB Racing Team	37	52	-52	8	--	20	--	24	--
41	117	Nateal	Cantin	CAN	Birel	KMS Birel Motorsport	23	55	-55	--	20	18	--	--	17
42	24	Dennis	Mavlanov	RUS	Kosmic	Zeta Corse	40	57	-57	--	19	--	19	19	--

Announcements:
----- These results are provisional until the conclusion of any judicial and technical matters -----

Clerk of the course Thomas Lainer: Stewards (Chairman) Horst Seidel:

Timekeeping M. Wagner:  Scrutineer Paul Klaassen:

Printed: 19.07.2014 19:13 Posted at: h



Rotax Euro Challenge

Juniors

Zuera / Spain

Ranking after Heats

Pos. No.	Firstname	Lastname	Nat.	Chassis	Race Team	QP	Points	Diff.	A-B	C-D	B-C	A-D	A-C	B-D
----------	-----------	----------	------	---------	-----------	----	--------	-------	-----	-----	-----	-----	-----	-----

Position 29-62 qualified for Second Chance Heat

Announcements:

----- These results are provisional until the conclusion of any judicial and technical matters -----

Clerk of the course Thomas Lainer:

Stewards (Chairman) Horst Seidel:

Timekeeping M. Wagner:

Scrutineer Paul Klaassen:

Printed: 19.07.2014 19:13

Posted at: h

Rotax Euro Challenge
 Class: Juniors
 Date/Time: 20.07.2014 10:10

Track: Zuera / Spain
 Heat: Second Chance Heat
 Laps: 6

Edition 1

	17	
33		34
	16	
31		32
	15	
29		30
	14	
27		28
	13	
25		26
	12	
23		24
	11	
21		22
	10	
19		20
	9	
17		18
	8	
15		16
Nateal Cantin 117 Points 55 Quali Rank 23	7	Dennis Mavlanov 24 Points 57 Quali Rank 40
13		14
Antoine Perceval 47 Points 52 Quali Rank 15	6	Keanon Santos 110 Points 52 Quali Rank 37
11		12
Barrichello Noor 114 Points 50 Quali Rank 29	5	Presley Martono 115 Points 50 Quali Rank 36
9		10
Ivan Chubarov 116 Points 48 Quali Rank 42	4	Gianfranco Mazzaferro 103 Points 49 Quali Rank 34
7		8
Jordan Brown-Nutley 32 Points 45 Quali Rank 22	3	Jakub Bezel 22 Points 45 Quali Rank 39
5		6
Andrew Wong 21 Points 43 Quali Rank 18	2	Adam Haikal 112 Points 43 Quali Rank 26
3		4
Leonard Hoogenboom 50 Points 41 Quali Rank 38	1	Ido Cohen 35 Points 42 Quali Rank 27
1	Row	2

Pole Position

Clerk of the course Thomas Lainer: Scrutineer Paul Klaassen:
 Stewards (Chairman) Horst Seidel: Timekeeping M. Wagner:



Rotax Euro Challenge 2014 Zuera/Spain

Rotax Juniors

Zuera 1,699 Km

Warm up qualified 29-62

20.07.2014 09:00

Practice (5:00 Time) started at 9:00:00

Pos	No.	Name	Nat.	Chassis	Race Team	Laps	Best Tm	Diff	Gap	In Lap	km/h
1	21	Andrew Wong	GBR	Tonykart	Protrain Racing	4	1:06.567			4	91,883
2	117	Nateal Cantin	CAN	Birel	KMS Birel Motorsport	4	1:06.646	0.079	0.079	4	91,774
3	103	Gianfranco Mazzaferro	CAN	Alonso	Dan Holland Racing	3	1:06.653	0.086	0.007	3	91,765
4	35	Ido Cohen	ISR	Tonykart	Protrain Racing	4	1:06.665	0.098	0.012	3	91,748
5	112	Adam Haikal	MYS	FA Kart	Team TKP	4	1:06.841	0.274	0.176	4	91,507
6	115	Presley Martono	IDN	Kosmic	DNR/Bouvin Power	4	1:06.891	0.324	0.050	4	91,438
7	24	Dennis Mavlanov	RUS	Kosmic	Zeta Corse	4	1:06.894	0.327	0.003	4	91,434
8	32	Jordan Brown-Nutley	GBR	Tonykart	Coles Racing	4	1:06.923	0.356	0.029	2	91,395
9	114	Barrichello Noor	IDN	FA Kart	Team TKP/Riser Shadaff M/	4	1:07.008	0.441	0.085	4	91,279
10	50	Leonard Hoogenboom	NLD	Alonso	Dan Holland Racing	4	1:07.020	0.453	0.012	3	91,262
11	22	Jakub Bezel	CZE	MS Kart	MS Kart Racing Team	4	1:07.167	0.600	0.147	3	91,063
12	47	Antoine Perceval	FRA	Tonykart	SG Drivers	4	1:07.229	0.662	0.062	4	90,979
13	116	Ivan Chubarov	RUS	Art GP	Art GP Official Team	4	1:07.619	1.052	0.390	3	90,454
14	110	Keanon Santoso	IDN	Gillard	PDB Racing Team	4	1:07.728	1.161	0.109	4	90,308



Rotax Euro Challenge 2014 Zuera/Spain

Rotax Juniors

Zuera 1,699 Km

Warm up qualified 29-62

20.07.2014 09:00

Practice (5:00 Time) started at 9:00:00

Lap	Time of Day	Lap Tm	Diff	S1 Tm	S2 Tm	S3 Tm
(21) Andrew Wong						
1	9:02:31.009	1:07.812	+1.245	21.467	24.389	21.956
2	9:03:38.117	1:07.108	+0.541	21.477	23.941	21.690
3	9:04:45.566	1:07.449	+0.882	21.940	23.783	21.726
4	9:05:52.133	1:06.567		21.323	23.608	21.636

(117) Nateal Cantin						
1	9:02:31.216	1:07.730	+1.084	21.739	24.087	21.904
2	9:03:38.826	1:07.610	+0.964	21.915	23.913	21.782
3	9:04:47.160	1:08.334	+1.688	22.045	24.209	22.080
4	9:05:53.806	1:06.646		21.340	23.585	21.721

(103) Gianfranco Mazzaferro						
1	9:02:34.168	1:07.682	+1.029	21.748	23.992	21.942
2	9:03:41.351	1:07.183	+0.530	21.547	23.913	21.723
3	9:04:48.004	1:06.653		21.419	23.650	21.584

(35) Ido Cohen						
1	9:02:30.377	1:08.757	+2.092	21.530	25.402	21.825
2	9:03:37.385	1:07.008	+0.343	21.475	23.827	21.706
3	9:04:44.050	1:06.665		21.158	23.788	21.719
4	9:05:50.908	1:06.858	+0.193	21.556	23.561	21.741

(112) Adam Haikal						
1	9:02:30.661	1:09.830	+2.989	21.820	26.117	21.893
2	9:03:38.085	1:07.424	+0.583	21.607	24.063	21.754
3	9:04:46.178	1:08.093	+1.252	22.456	23.962	21.675
4	9:05:53.019	1:06.841		21.442	23.635	21.764

(115) Presley Martono						
1	9:02:28.240	1:07.710	+0.819	21.722	23.948	22.040
2	9:03:35.630	1:07.390	+0.499	21.549	24.094	21.747
3	9:04:42.556	1:06.926	+0.035	21.431	23.673	21.822
4	9:05:49.447	1:06.891		21.532	23.632	21.727

(24) Dennis Mavlanov						
1	9:02:31.486	1:10.388	+3.494	21.945	26.051	22.392
2	9:03:38.654	1:07.168	+0.274	21.572	23.818	21.778
3	9:04:46.688	1:08.034	+1.140	22.066	24.161	21.807
4	9:05:53.582	1:06.894		21.479	23.649	21.766

(32) Jordan Brown-Nutley						
1	9:02:29.337	1:07.949	+1.026	21.574	24.435	21.940
2	9:03:36.260	1:06.923		21.436	23.768	21.719
3	9:04:43.236	1:06.976	+0.053	21.458	23.729	21.789
4	9:05:50.167	1:06.931	+0.008	21.494	23.695	21.742

(114) Barrichello Noor						
1	9:02:30.954	1:08.912	+1.904	21.675	25.258	21.979
2	9:03:39.210	1:08.256	+1.248	22.364	24.114	21.778
3	9:04:47.321	1:08.111	+1.103	21.764	24.506	21.841
4	9:05:54.329	1:07.008		21.614	23.680	21.714

(50) Leonard Hoogenboom						
1	9:02:26.059	1:07.388	+0.368	21.648	23.884	21.856
2	9:03:33.382	1:07.323	+0.303	21.629	23.838	21.856
3	9:04:40.402	1:07.020		21.534	23.681	21.805
4	9:05:48.298	1:07.896	+0.876	21.656	24.520	21.720

(22) Jakub Bezel						
1	9:02:29.150	1:08.379	+1.212	21.692	24.721	21.966
2	9:03:36.793	1:07.643	+0.476	21.781	23.959	21.903
3	9:04:43.960	1:07.167		21.502	23.861	21.804
4	9:05:51.344	1:07.384	+0.217	21.826	23.709	21.849

(47) Antoine Perceval						
1	9:02:26.333	1:08.292	+1.063	22.046	24.250	21.996
2	9:03:33.771	1:07.438	+0.209	21.612	24.002	21.824
3	9:04:41.028	1:07.257	+0.028	21.652	23.768	21.837
4	9:05:48.257	1:07.229		21.539	23.851	21.839

(116) Ivan Chubarov						
1	9:02:27.627	1:08.510	+0.891	22.045	24.213	22.252
2	9:03:36.346	1:08.719	+1.100	21.963	24.627	22.129
3	9:04:43.965	1:07.619		21.645	23.976	21.998
4	9:05:51.896	1:07.931	+0.312	22.072	23.838	22.021

(110) Keanon Santoso						
1	9:02:29.911	1:09.940	+2.212	22.187	25.146	22.607
2	9:03:37.976	1:08.065	+0.337	22.189	24.102	21.774
3	9:04:47.259	1:09.283	+1.555	22.493	24.267	22.523
4	9:05:54.987	1:07.728		21.954	24.025	21.749

Timekeeping M. Wagner:

Clerk of the course Thomas Lainer:

Steward Horst Seidel:

Chief Scrutineer Paul Klaassen:

www.mylaps.com

Printed: 20.07.2014 09:07:52

posted at:

h

Licensed to: Motorsport Events



Rotax Euro Challenge 2014 Zuera/Spain

Rotax Juniors

Zuera 1,699 Km

Warm up qualified 1-28

20.07.2014 09:20

Practice (5:00 Time) started at 9:20:01

Pos	No.	Name	Nat.	Chassis	Race Team	Laps	Best Tm	Diff	Gap	In Lap	km/h
1	62	Richard Veschoor	NLD	FA Kart	Team TKP	3	1:05.785			3	92,976
2	86	Marcus Armstrong	NZL	Alonso	Dan Holland Racing	3	1:05.816	0.031	0.031	3	92,932
3	49	Dave Wooder	GBR	Alonso	Dan Holland Racing	3	1:05.870	0.085	0.054	2	92,856
4	77	Lluc Ibanez	ESP	Kosmic	Binakart	4	1:05.916	0.131	0.046	4	92,791
5	88	Mick Wishofer	AUT	Birel	KMS Birel Motorsport	3	1:05.928	0.143	0.012	3	92,774
6	95	Dean MacDonald	GBR	Tonykart	Strawberry Racing	3	1:05.940	0.155	0.012	2	92,757
7	9	Darren Keane	IRL	Tonykart	Strawberry Racing	3	1:05.947	0.162	0.007	2	92,747
8	31	Daniel Louko	FIN	Tonykart	MPT Racing	4	1:06.006	0.221	0.059	2	92,664
9	60	Mauricio Van der Laan	ESP	Intrepid	Intrepid Driver Program	4	1:06.051	0.266	0.045	3	92,601
10	8	Thomas Preining	AUT	FA Kart	Team TKP	3	1:06.056	0.271	0.005	2	92,594
11	106	Ayrton Simmons	GBR	Tonykart	Coles Racing	4	1:06.100	0.315	0.044	3	92,533
12	12	Rinus van Kalmthout	NLD	CRG	PSL/VF Racing	3	1:06.151	0.366	0.051	3	92,461
13	51	Luke Wooder	GBR	Alonso	Dan Holland Racing	3	1:06.172	0.387	0.021	3	92,432
14	33	Jack McCarthy	GBR	Tonykart	Strawberry Racing	3	1:06.183	0.398	0.011	3	92,416
15	5	Max Timmermans	BEL	Tonykart	Strawberry Racing	3	1:06.240	0.455	0.057	3	92,337
16	104	Javier Gonzalez	MEX	Kosmic	Paul Carr Racing	3	1:06.256	0.471	0.016	3	92,315
17	57	Scott Symons	GBR	Kosmic	KR Sport	3	1:06.261	0.476	0.005	2	92,308
18	36	Alex Quinn	GBR	Tonykart	Coles Racing	4	1:06.340	0.555	0.079	2	92,198
19	58	Dzianis Slavinski	BLR	Tonykart	M-Racing	4	1:06.398	0.613	0.058	4	92,117
20	94	Max Hofer	AUT	Birel	KMS Birel Motorsport	3	1:06.401	0.616	0.003	3	92,113
21	90	Adrien Renaudin	FRA	Sodikart	KPR	4	1:06.416	0.631	0.015	3	92,092
22	46	Perdana Minang	IDN	tonykart	Aim Motorsport/RedWhite F	3	1:06.417	0.632	0.001	1	92,091
23	108	Cao Zhuo	CHN	FA Kart	Team TKP	3	1:06.429	0.644	0.012	3	92,074
24	81	Jack Martin	GBR	Tonykart	Strawberry Racing	3	1:06.430	0.645	0.001	2	92,073
25	87	Nicolas Schoell	AUT	Alonso	Dan Holland Racing	3	1:06.431	0.646	0.001	3	92,071
26	53	Marta Garcia	ESP	Zanardi	MGL Racing Xtreme	4	1:06.616	0.831	0.185	4	91,816
27	64	Luc Willemse	NLD	FA Kart	Team TKP	3	1:06.663	0.878	0.047	2	91,751
28	26	Finlay Hutchison	GBR	Alonso	Dan Holland Racing	3	1:06.759	0.974	0.096	2	91,619



Rotax Euro Challenge 2014 Zuera/Spain

Rotax Juniors

Zuera 1,699 Km

Warm up qualified 1-28

20.07.2014 09:20

Practice (5:00 Time) started at 9:20:01

Lap	Time of Day	Lap Tm	Diff	S1 Tm	S2 Tm	S3 Tm	Lap	Time of Day	Lap Tm	Diff	S1 Tm	S2 Tm	S3 Tm
(62) Richard Veschoor													
1	9:22:58.142	1:06.753	+0.968	21.565	23.614	21.574	1	9:23:00.796	1:07.132	+0.960	21.684	23.734	21.714
2	9:24:04.426	1:06.284	+0.499	21.459	23.309	21.516	2	9:24:07.694	1:06.898	+0.726	21.625	23.785	21.488
3	9:25:10.211	1:05.785		20.950	23.333	21.502	3	9:25:13.866	1:06.172		21.171	23.534	21.467
(86) Marcus Armstrong													
1	9:23:05.147	1:06.510	+0.694	21.390	23.496	21.624	1	9:22:57.160	1:06.781	+0.598	21.670	23.657	21.454
2	9:24:11.179	1:06.032	+0.216	21.176	23.365	21.491	2	9:24:03.370	1:06.210	+0.027	21.122	23.401	21.687
3	9:25:16.995	1:05.816		21.134	23.244	21.438	3	9:25:09.553	1:06.183		21.297	23.374	21.512
(49) Dave Wooder													
1	9:23:07.917	1:06.440	+0.570	21.402	23.528	21.510	1	9:22:57.935	1:07.753	+1.513	21.750	24.305	21.698
2	9:24:13.787	1:05.870		21.134	23.360	21.376	2	9:24:04.488	1:06.553	+0.313	21.211	23.622	21.720
3	9:25:19.733	1:05.946	+0.076	21.164	23.377	21.405	3	9:25:10.728	1:06.240		21.174	23.535	21.531
(77) Lluc Ibanez													
1	9:22:28.095	1:06.578	+0.662	21.740	23.345	21.493	1	9:22:58.476	1:07.442	+1.186	22.281	23.650	21.511
2	9:23:34.192	1:06.097	+0.181	21.374	23.261	21.462	2	9:24:05.059	1:06.583	+0.327	21.443	23.619	21.521
3	9:24:40.151	1:05.959	+0.043	21.259	23.217	21.483	3	9:25:11.315	1:06.256		21.348	23.397	21.511
4	9:25:46.067	1:05.916		21.250	23.268	21.398	(57) Scott Symons						
							1	9:23:01.573	1:08.443	+2.182	22.139	24.626	21.678
							2	9:24:07.834	1:06.261		21.324	23.515	21.422
							3	9:25:14.133	1:06.299	+0.038	21.239	23.557	21.503
(88) Mick Wishofer													
1	9:22:58.198	1:06.741	+0.813	21.436	23.588	21.717	(36) Alex Quinn						
2	9:24:05.412	1:07.214	+1.286	21.884	23.847	21.483	1	9:22:22.406	1:06.527	+0.187	21.339	23.690	21.498
3	9:25:11.340	1:05.928		21.261	23.379	21.288	2	9:23:28.746	1:06.340		21.369	23.551	21.420
(95) Dean MacDonald													
1	9:23:01.519	1:07.190	+1.250	21.287	24.437	21.466	3	9:24:35.251	1:06.505	+0.165	21.496	23.451	21.558
2	9:24:07.459	1:05.940		21.159	23.420	21.361	4	9:25:41.661	1:06.410	+0.070	21.268	23.504	21.638
3	9:25:13.669	1:06.210	+0.270	21.259	23.436	21.515	(58) Dzianis Slavinski						
							1	9:22:22.754	1:06.886	+0.488	21.418	23.828	21.640
							2	9:23:29.221	1:06.467	+0.069	21.376	23.534	21.557
							3	9:24:35.885	1:06.664	+0.266	21.295	23.568	21.801
							4	9:25:42.283	1:06.398		21.236	23.517	21.645
(9) Darren Keane													
1	9:23:02.104	1:07.831	+1.884	21.512	24.728	21.591	(94) Max Hofer						
2	9:24:08.051	1:05.947		21.098	23.452	21.397	1	9:22:56.991	1:06.751	+0.350	21.497	23.632	21.622
3	9:25:14.373	1:06.322	+0.375	21.206	23.777	21.339	2	9:24:03.443	1:06.452	+0.051	21.624	23.418	21.410
(31) Daniel Louko													
1	9:22:23.490	1:06.593	+0.587	21.306	23.614	21.673	3	9:25:09.844	1:06.401		21.396	23.444	21.561
2	9:23:29.496	1:06.006		21.182	23.340	21.484	(90) Adrien Renaudin						
3	9:24:35.881	1:06.385	+0.379	21.168	23.574	21.643	1	9:22:22.248	1:06.705	+0.289	21.464	23.766	21.475
4	9:25:42.496	1:06.615	+0.609	21.617	23.434	21.564	2	9:23:28.984	1:06.736	+0.320	21.624	23.600	21.512
(60) Mauricio Van der Laan													
1	9:22:27.124	1:06.489	+0.438	21.364	23.482	21.643	3	9:24:35.400	1:06.416		21.367	23.493	21.556
2	9:23:33.372	1:06.248	+0.197	21.395	23.330	21.523	4	9:25:41.873	1:06.473	+0.057	21.255	23.675	21.543
3	9:24:39.423	1:06.051		21.194	23.236	21.621	(46) Perdana Minang						
4	9:25:45.615	1:06.192	+0.141	21.341	23.243	21.608	1	9:22:58.853	1:06.417		21.403	23.437	21.577
(8) Thomas Preining													
1	9:22:57.207	1:06.778	+0.722	21.728	23.692	21.358	2	9:24:05.306	1:06.453	+0.036	21.261	23.598	21.594
2	9:24:03.263	1:06.056		21.274	23.296	21.486	3	9:25:11.772	1:06.466	+0.049	21.465	23.574	21.427
3	9:25:09.379	1:06.116	+0.060	21.155	23.383	21.578	(108) Cao Zhuo						
							1	9:22:58.006	1:08.178	+1.749	22.543	23.762	21.873
							2	9:24:05.559	1:07.553	+1.124	22.074	24.030	21.449
							3	9:25:11.988	1:06.429		21.408	23.532	21.489
(106) Ayrton Simmons													
1	9:22:22.011	1:06.718	+0.618	21.595	23.712	21.411	(81) Jack Martin						
2	9:23:28.527	1:06.516	+0.416	21.386	23.655	21.475	1	9:23:00.943	1:07.745	+1.315	22.185	24.096	21.464
3	9:24:34.627	1:06.100		21.164	23.451	21.485	2	9:24:07.373	1:06.430		21.280	23.604	21.546
4	9:25:40.981	1:06.354	+0.254	21.348	23.550	21.456	3	9:25:14.235	1:06.862	+0.432	21.789	23.635	21.438
(12) Rinus van Kalmthout													
1	9:23:02.851	1:07.431	+1.280	21.598	24.231	21.602	(87) Nicolas Schoell						
2	9:24:10.231	1:07.380	+1.229	21.448	24.358	21.574	1	9:23:03.121	1:10.076	+3.645	22.393	25.697	21.986
3	9:25:16.382	1:06.151		21.390	23.292	21.469	2	9:24:09.675	1:06.554	+0.123	21.260	23.679	21.615
(51) Luke Wooder													
							3	9:25:16.106	1:06.431		21.267	23.478	21.686

Timekeeping M. Wagner:



Clerk of the course Thomas Lainer:

www.mylaps.com

Steward Horst Seidel:

Chief Scrutineer Paul Klaassen:

Licensed to: Motorsport Events



Rotax Euro Challenge 2014 Zuera/Spain

Rotax Juniors

Zuera 1,699 Km

Warm up qualified 1-28

20.07.2014 09:20

Practice (5:00 Time) started at 9:20:01

Lap	Time of Day	Lap Tm	Diff	S1 Tm	S2 Tm	S3 Tm	Lap	Time of Day	Lap Tm	Diff	S1 Tm	S2 Tm	S3 Tm
(53) Marta Garcia													
1	9:22:21.906	1:07.052	+0.436	21.763	23.644	21.645							
2	9:23:28.612	1:06.706	+0.090	21.726	23.543	21.437							
3	9:24:35.944	1:07.332	+0.716	21.825	24.047	21.460							
4	9:25:42.560	1:06.616		21.481	23.734	21.401							
(64) Luc Willemse													
1	9:22:56.175	1:07.096	+0.433	21.688	23.695	21.713							
2	9:24:02.838	1:06.663		21.480	23.480	21.703							
3	9:25:15.160	1:12.322	+5.659	24.857	25.765	21.700							
(26) Finlay Hutchison													
1	9:23:09.292	1:06.938	+0.179	21.484	23.696	21.758							
2	9:24:16.051	1:06.759		21.302	23.646	21.811							
3	9:25:22.935	1:06.884	+0.125	21.522	23.612	21.750							

Timekeeping M. Wagner:

Clerk of the course Thomas Lainer:

Steward Horst Seidel:

Chief Scrutineer Paul Klaassen:

www.mylaps.com

Licensed to: Motorsport Events



Rotax Euro Challenge 2014 Zuera/Spain

Rotax Juniors

Zuera 1,699 Km

Second Chance Heat

-NEW-

20.07.2014 10:10

Race (6 Laps) started at 10:23:31


Pos	No.	Name	Nat.	Chassis	Race Team	Laps	Total Tm	Diff	Best Tm	In Lap	km/h	Points
1	50	Leonard Hoogenboom	NLD	Alonso	Dan Holland Racing	6	6:40.456		1:06.132	5	92,488	0
2	115	Presley Martono	IDN	Kosmic	DNR/Bouvin Power	6	6:40.583	0.127	1:06.129	4	92,492	0
3	32	Jordan Brown-Nutley	GBR	Tonykart	Coles Racing	6	6:43.265	2.809	1:06.298	6	92,256	0
4	21	Andrew Wong	GBR	Tonykart	Protrain Racing	6	6:45.361	4.905	1:05.801	2	92,953	0
5	22	Jakub Bezel	CZE	MS Kart	MS Kart Racing Team	6	6:45.883	5.427	1:06.324	2	92,220	0
6	103	Gianfranco Mazzaferro	CAN	Alonso	Dan Holland Racing	6	6:47.119	6.663	1:06.253	2	92,319	0
7	117	Nateal Cantin	CAN	Birel	KMS Birel Motorsport	6	6:47.270	6.814	1:06.564	5	91,888	0
8	110	Keanon Santoso	IDN	Gillard	PDB Racing Team	6	6:47.537	7.081	1:06.707	2	91,691	0
9	116	Ivan Chubarov	RUS	Art GP	Art GP Official Team	6	6:48.056	7.600	1:06.992	4	91,300	0
10	35	Ido Cohen	ISR	Tonykart	Protrain Racing	6	6:57.212	16.756	1:06.015	6	92,652	0
11	112	Adam Haikal	MYS	FA Kart	Team TKP	6	7:04.838	24.382	1:06.974	3	91,325	0
12	114	Barrichello Noor	IDN	FA Kart	Team TKP/Riser Shadaff M/Spor	5	5:38.129	1 Lap	1:06.723	5	91,669	0
13	24	Dennis Mavlanov	RUS	Kosmic	Zeta Corse	3	3:30.516	3 Laps	1:07.713	3	90,328	0
14	47	Antoine Perceval	FRA	Tonykart	SG Drivers	1	1:20.318	5 Laps	1:19.875	1	76,575	0

Announcements

These results are provisional until the conclusion of any judicial and technical matters!
 No. 112 time penalty 10 sec. / unfair driving

Margin of Victory	Ø km/h	Best Lap Tm	km/h	Best Lap by
0.127	91,642	1:05.801	92,953	21 - Andrew Wong

Official Timing www.rgmmc.com Orbits

Timekeeping M. Wagner:  Clerk of the course Thomas Lainer: www.mylaps.com
 Steward Horst Seidel: Chief Scrutineer Paul Klaassen: Licensed to: Motorsport Events
 Printed: 20.07.2014 11:08:17 posted at: h



Rotax Euro Challenge 2014 Zuera/Spain

Rotax Juniors

Zuera 1,699 Km

Second Chance Heat

20.07.2014 10:10

Race (6 Laps) started at 10:23:31

Lap	Time of Day	Lap Tm	Diff	S1 Tm	S2 Tm	S3 Tm	Lap	Time of Day	Lap Tm	Diff	S1 Tm	S2 Tm	S3 Tm
(50) Leonard Hoogenboom							1	10:24:40.503	1:08.876	+2.744	23.434	23.633	21.809
2	10:25:47.181	1:06.678	+0.546	21.480	23.494	21.704	2	10:25:49.271	1:07.196	+0.204	21.723	23.772	21.701
3	10:26:53.464	1:06.283	+0.151	21.360	23.403	21.520	3	10:26:56.287	1:07.016	+0.024	21.689	23.556	21.771
4	10:27:59.638	1:06.174	+0.042	21.298	23.332	21.544	4	10:28:03.279	1:06.992		21.525	23.774	21.693
5	10:29:05.770	1:06.132		21.281	23.282	21.569	5	10:29:10.675	1:07.396	+0.404	22.039	23.482	21.875
6	10:30:12.083	1:06.313	+0.181	21.508	23.283	21.522	6	10:30:19.683	1:09.008	+2.016	21.870	24.876	22.262
(115) Presley Martono							(112) Adam Haikal						
1	10:24:41.282	1:09.316	+3.187	24.046	23.585	21.685	1	10:24:51.040	1:19.308	+12.334	31.997	25.459	21.852
2	10:25:47.425	1:06.143	+0.014	21.333	23.333	21.477	2	10:25:58.093	1:07.053	+0.079	21.623	23.637	21.793
3	10:26:53.591	1:06.166	+0.037	21.281	23.431	21.454	3	10:27:05.067	1:06.974		21.525	23.730	21.719
4	10:27:59.720	1:06.129		21.246	23.375	21.508	4	10:28:12.088	1:07.021	+0.047	21.546	23.645	21.830
5	10:29:05.909	1:06.189	+0.060	21.349	23.395	21.445	5	10:29:19.235	1:07.147	+0.173	21.617	23.789	21.741
6	10:30:12.210	1:06.301	+0.172	21.181	23.351	21.769	6	10:30:26.465	1:07.230	+0.256	21.635	23.756	21.839
(32) Jordan Brown-Nutley							(35) Ido Cohen						
1	10:24:42.954	1:11.153	+4.855	25.219	24.262	21.672	1	10:24:41.461	1:09.798	+3.783	24.270	23.949	21.579
2	10:25:49.278	1:06.324	+0.026	21.382	23.378	21.564	2	10:25:48.611	1:07.150	+1.135	21.627	23.972	21.551
3	10:26:55.708	1:06.430	+0.132	21.549	23.329	21.552	3	10:27:10.234	1:21.623	+15.608	36.594	23.527	21.502
4	10:28:02.063	1:06.355	+0.057	21.324	23.471	21.560	4	10:28:16.577	1:06.343	+0.328	21.230	23.517	21.596
5	10:29:08.594	1:06.531	+0.233	21.416	23.452	21.663	5	10:29:22.824	1:06.247	+0.232	21.547	23.222	21.478
6	10:30:14.892	1:06.298		21.299	23.387	21.612	6	10:30:28.839	1:06.015		21.230	23.277	21.508
(21) Andrew Wong							(114) Barrichello Noor						
1	10:24:44.059	1:12.367	+6.566	26.507	24.149	21.711	1	10:24:41.665	1:09.705	+2.982	24.195	23.936	21.574
2	10:25:49.860	1:05.801		21.145	23.248	21.408	2	10:25:48.437	1:06.772	+0.049	21.348	23.791	21.633
3	10:26:57.271	1:07.411	+1.610	22.537	23.474	21.400	3	10:26:55.836	1:07.399	+0.676	21.870	23.595	21.934
4	10:28:03.579	1:06.308	+0.507	21.235	23.715	21.358	4	10:28:03.033	1:07.197	+0.474	21.847	23.782	21.568
5	10:29:09.893	1:06.314	+0.513	21.618	23.331	21.365	5	10:29:09.756	1:06.723		21.511	23.660	21.552
6	10:30:16.988	1:07.095	+1.294	22.190	23.383	21.522	(24) Dennis Mavlanov						
(22) Jakub Bezel							1	10:24:46.227	1:13.959	+6.246	25.083	24.583	24.293
1	10:24:43.498	1:11.674	+5.350	25.268	24.680	21.726	2	10:25:54.430	1:08.203	+0.490	22.325	23.903	21.975
2	10:25:49.822	1:06.324		21.466	23.314	21.544	3	10:27:02.143	1:07.713		21.888	23.851	21.974
3	10:26:57.252	1:07.430	+1.106	22.480	23.400	21.550	(47) Antoine Perceval						
4	10:28:04.023	1:06.771	+0.447	21.515	23.626	21.630	1	10:24:51.945	1:19.875		25.159	24.622	30.094
5	10:29:10.688	1:06.665	+0.341	21.547	23.544	21.574	(103) Gianfranco Mazzaferro						
6	10:30:17.510	1:06.822	+0.498	21.684	23.411	21.727	1	10:24:44.005	1:12.105	+5.852	25.253	25.020	21.832
(117) Nateal Cantin							2	10:25:50.258	1:06.253		21.320	23.327	21.606
1	10:24:42.170	1:09.935	+3.371	24.732	23.639	21.564	3	10:26:56.877	1:06.619	+0.366	21.885	23.315	21.419
2	10:25:48.833	1:06.663	+0.099	21.541	23.633	21.489	4	10:28:03.447	1:06.570	+0.317	21.075	24.126	21.369
3	10:26:55.612	1:06.779	+0.215	21.631	23.562	21.586	5	10:29:10.524	1:07.077	+0.824	22.048	23.437	21.592
4	10:28:03.296	1:07.684	+1.120	22.002	24.076	21.606	6	10:30:18.746	1:08.222	+1.969	21.976	24.593	21.653
5	10:29:09.860	1:06.564		21.332	23.672	21.560	(110) Keanon Santos						
6	10:30:18.897	1:09.037	+2.473	22.511	24.868	21.658	1	10:24:44.499	1:12.462	+5.755	24.996	25.227	22.239
(116) Ivan Chubarov							2	10:25:51.206	1:06.707		21.358	23.630	21.719
1	10:24:44.499	1:12.462	+5.755	24.996	25.227	22.239	3	10:26:58.070	1:06.864	+0.157	21.514	23.759	21.591
2	10:25:51.206	1:06.707		21.358	23.630	21.719	4	10:28:05.099	1:07.029	+0.322	21.511	23.800	21.718
3	10:26:58.070	1:06.864	+0.157	21.514	23.759	21.591	5	10:29:11.823	1:06.724	+0.017	21.449	23.698	21.577
4	10:28:05.099	1:07.029	+0.322	21.511	23.800	21.718	6	10:30:19.164	1:07.341	+0.634	21.573	24.050	21.718
5	10:29:11.823	1:06.724	+0.017	21.449	23.698	21.577							
6	10:30:19.164	1:07.341	+0.634	21.573	24.050	21.718							



Rotax Euro Challenge
 Class: Juniors
 Date/Time: 20.07.2014 11:30

Track: Zuera / Spain
 Heat: Prefinal
 Laps: 8

Edition 1

Jakub Bezel	22	2nd Chance 5	17	Gianfranco Mazzaferro	103	2nd Chance 6
	33				34	
Jordan Brown-Nutley	32	2nd Chance 3	16	Andrew Wong	21	2nd Chance 4
	31				32	
Leonard Hoogenboom	50	2nd Chance 1	15	Presley Martono	115	2nd Chance 2
	29				30	
Adrien Renaudin	90	Points 41 Quali Rank 33	14	Cao Zhuo	108	Points 41 Quali Rank 35
	27				28	
Perdana Minang	46	Points 35 Quali Rank 30	13	Luc Willemse	64	Points 37 Quali Rank 28
	25				26	
Nicolas Schoell	87	Points 34 Quali Rank 25	12	Scott Symons	57	Points 34 Quali Rank 31
	23				24	
Alex Quinn	36	Points 34 Quali Rank 8	11	Jack Martin	81	Points 34 Quali Rank 24
	21				22	
Daniel Louko	31	Points 31 Quali Rank 20	10	Finlay Hutchison	26	Points 33 Quali Rank 32
	19				20	
Thomas Preining	8	Points 31 Quali Rank 13	9	Mauricio Van der Laan	60	Points 31 Quali Rank 19
	17				18	
Luke Wooder	51	Points 27 Quali Rank 21	8	Ayrton Simmons	106	Points 29 Quali Rank 5
	15				16	
Max Timmermans	5	Points 25 Quali Rank 9	7	Javier Gonzalez	104	Points 27 Quali Rank 16
	13				14	
Mick Wishofer	88	Points 24 Quali Rank 10	6	Dzianis Slavinski	58	Points 24 Quali Rank 12
	11				12	
Richard Veschoor	62	Points 21 Quali Rank 11	5	Jack McCarthy	33	Points 23 Quali Rank 41
	9				10	
Max Hofer	94	Points 18 Quali Rank 17	4	Lluc Ibanez	77	Points 20 Quali Rank 14
	7				8	
Marta Garcia	53	Points 17 Quali Rank 2	3	Rinus van Kalmthout	12	Points 17 Quali Rank 7
	5				6	
Marcus Armstrong	86	Points 11 Quali Rank 3	2	Darren Keane	9	Points 12 Quali Rank 6
	3				4	
Dave Wooder	49	Points 0 Quali Rank 1	1	Dean MacDonald	95	Points 7 Quali Rank 4
	1				2	

Pole Position

Clerk of the course Thomas Lainer:
 Stewards (Chairman) Horst Seidel:

Scrutineer Paul Klaassen:
 Timekeeping M. Wagner:



Rotax Euro Challenge 2014 Zuera/Spain

Rotax Juniors

Zuera 1,699 Km

Pre-Final **-NEW 2-**

20.07.2014 11:30

Race (8 Laps) started at 11:33:02

Pos	No.	Name	Nat.	Chassis	Race Team	Laps	Total Tm	Diff	Best Tm	In Lap	km/h	Points
1	49	Dave Wooder	GBR	Alonso	Dan Holland Racing	8	8:51.429		1:05.324	6	93,632	34
2	53	Marta Garcia	ESP	Zanardi	MGL Racing Xtreme	8	8:51.616	0.187	1:05.639	5	93,182	33
3	86	Marcus Armstrong	NZL	Alonso	Dan Holland Racing	8	8:51.681	0.252	1:05.442	6	93,463	32
4	9	Darren Keane	IRL	Tonykart	Strawberry Racing	8	8:51.965	0.536	1:05.409	7	93,510	31
5	95	Dean MacDonald	GBR	Tonykart	Strawberry Racing	8	8:52.068	0.639	1:05.403	6	93,519	30
6	94	Max Hofer	AUT	Birel	KMS Birel Motorsport	8	8:52.253	0.824	1:05.766	4	93,002	29
7	5	Max Timmermans	BEL	Tonykart	Strawberry Racing	8	8:52.706	1.277	1:05.674	6	93,133	28
8	77	Lluc Ibanez	ESP	Kosmic	Binakart	8	8:52.776	1.347	1:05.795	6	92,961	27
9	88	Mick Wishofer	AUT	Birel	KMS Birel Motorsport	8	8:54.978	3.549	1:05.871	5	92,854	26
10	46	Perdana Minang	IDN	tonykart	Aim Motorsport/RedWhite Racin	8	8:55.688	4.259	1:05.667	4	93,143	25
11	106	Ayrton Simmons	GBR	Tonykart	Coles Racing	8	8:55.890	4.461	1:05.449	4	93,453	24
12	58	Dzianis Slavinski	BLR	Tonykart	M-Racing	8	8:56.337	4.908	1:05.408	7	93,511	23
13	90	Adrien Renaudin	FRA	Sodikart	KPR	8	8:57.931	6.502	1:05.823	4	92,922	22
14	36	Alex Quinn	GBR	Tonykart	Coles Racing	8	8:58.090	6.661	1:05.073	5	93,993	21
15	60	Mauricio Van der Laan	ESP	Intrepid	Intrepid Driver Program	8	8:58.242	6.813	1:05.521	6	93,350	20
16	8	Thomas Preining	AUT	FA Kart	Team TKP	8	8:58.811	7.382	1:05.409	5	93,510	19
17	57	Scott Symons	GBR	Kosmic	KR Sport	8	8:58.939	7.510	1:06.223	5	92,361	18
18	81	Jack Martin	GBR	Tonykart	Strawberry Racing	8	8:59.204	7.775	1:05.828	5	92,915	17
19	62	Richard Veschoor	NLD	FA Kart	Team TKP	8	8:59.297	7.868	1:05.518	6	93,354	16
20	33	Jack McCarthy	GBR	Tonykart	Strawberry Racing	8	8:59.391	7.962	1:05.735	5	93,046	15
21	50	Leonard Hoogenboom	NLD	Alonso	Dan Holland Racing	8	8:59.403	7.974	1:05.724	5	93,062	14
22	103	Gianfranco Mazzaferro	CAN	Alonso	Dan Holland Racing	8	8:59.654	8.225	1:05.616	5	93,215	13
23	26	Finlay Hutchison	GBR	Alonso	Dan Holland Racing	8	9:00.311	8.882	1:05.661	7	93,151	12
24	87	Nicolas Schoell	AUT	Alonso	Dan Holland Racing	8	9:00.975	9.546	1:05.596	6	93,243	11
25	22	Jakub Bezel	CZE	MS Kart	MS Kart Racing Team	8	9:01.839	10.410	1:06.208	7	92,382	10
26	108	Cao Zhuo	CHN	FA Kart	Team TKP	8	9:01.898	10.469	1:05.765	7	93,004	9
27	31	Daniel Louko	FIN	Tonykart	MPT Racing	8	9:02.086	10.657	1:05.839	7	92,899	8
28	12	Rinus van Kalmthout	NLD	CRG	PSL/VF Racing	8	9:02.099	10.670	1:05.776	7	92,988	7
29	64	Luc Willemse	NLD	FA Kart	Team TKP	8	9:04.180	12.751	1:05.787	6	92,973	6
30	21	Andrew Wong	GBR	Tonykart	Protrain Racing	8	9:04.188	12.759	1:05.618	4	93,212	5
31	104	Javier Gonzalez	MEX	Kosmic	Paul Carr Racing	7	9:33.036	1 Lap	1:06.170	6	92,435	4
32	32	Jordan Brown-Nutley	GBR	Tonykart	Coles Racing	7	9:33.041	1 Lap	1:05.785	6	92,976	3
33	51	Luke Wooder	GBR	Alonso	Dan Holland Racing	2	2:15.580	6 Laps	1:06.162	2	92,446	2


Not classified												
DQ	115	Presley Martono	IDN	Kosmic	DNR/Bouvin Power	8	9:00.557	DQ	1:05.679	7	93,126	0

Announcements

These results are provisional until the conclusion of any judicial and technical matters!
 No. 21 + 115 warning board / time penalty 5 sec
 No. 115 excluded from Prefinal / unfair driving

Margin of Victory	Ø km/h	Best Lap Tm	km/h	Best Lap by
0.187	92,075	1:05.073	93,993	36 - Alex Quinn

Official Timing www.rgmmc.com Orbits

Timekeeping M. Wagner:  Clerk of the course Thomas Lainer: www.mylaps.com

Steward Horst Seidel: Chief Scrutineer Paul Klaassen: Licensed to: Motorsport Events

Printed: 20.07.2014 12:50:46 posted at: h



Rotax Euro Challenge 2014 Zuera/Spain

Rotax Juniors

Zuera 1,699 Km

Pre-Final

20.07.2014 11:30

Race (8 Laps) started at 11:33:02

Lap	Time of Day	Lap Tm	Diff	S1 Tm	S2 Tm	S3 Tm	Lap	Time of Day	Lap Tm	Diff	S1 Tm	S2 Tm	S3 Tm
(49) Dave Wooder													
1	11:34:09.659	1:07.295	+1.971	22.333	23.421	21.541	5	11:38:36.657	1:05.867	+0.193	21.008	23.439	21.420
2	11:35:17.069	1:07.410	+2.086	22.093	23.858	21.459	6	11:39:42.331	1:05.674		21.002	23.117	21.555
3	11:36:23.302	1:06.233	+0.909	21.491	23.369	21.373	7	11:40:48.174	1:05.843	+0.169	21.231	23.181	21.431
4	11:37:29.427	1:06.125	+0.801	21.107	23.782	21.236	8	11:41:55.070	1:06.896	+1.222	21.656	23.384	21.856
5	11:38:34.922	1:05.495	+0.171	21.040	23.194	21.261	(77) Lluc Ibanez						
6	11:39:40.246	1:05.324		20.895	23.130	21.299	1	11:34:12.142	1:09.366	+3.571	24.365	23.448	21.553
7	11:40:45.958	1:05.712	+0.388	21.205	23.184	21.323	2	11:35:18.466	1:06.324	+0.529	21.415	23.418	21.491
8	11:41:53.793	1:07.835	+2.511	22.448	23.387	22.000	3	11:36:24.487	1:06.021	+0.226	21.349	23.192	21.480
(53) Marta Garcia													
1	11:34:10.038	1:07.543	+1.904	22.680	23.425	21.438	4	11:37:30.362	1:05.875	+0.080	21.196	23.279	21.400
2	11:35:16.845	1:06.807	+1.168	21.443	23.736	21.628	5	11:38:36.231	1:05.869	+0.074	21.122	23.302	21.445
3	11:36:22.801	1:05.956	+0.317	21.276	23.322	21.358	6	11:39:42.026	1:05.795		21.156	23.126	21.513
4	11:37:28.686	1:05.885	+0.246	21.280	23.247	21.358	7	11:40:48.650	1:06.624	+0.829	21.876	23.314	21.434
5	11:38:34.325	1:05.639		21.169	23.151	21.319	8	11:41:55.140	1:06.490	+0.695	21.254	23.470	21.766
6	11:39:39.998	1:05.673	+0.034	21.150	23.130	21.393	(88) Mick Wishofer						
7	11:40:46.114	1:06.116	+0.477	21.540	23.285	21.291	1	11:34:10.867	1:08.181	+2.310	23.342	23.430	21.409
8	11:41:53.980	1:07.866	+2.227	22.474	23.339	22.053	2	11:35:17.679	1:06.812	+0.941	21.351	23.945	21.516
(86) Marcus Armstrong													
1	11:34:09.934	1:07.506	+2.064	22.387	23.527	21.592	3	11:36:25.673	1:07.994	+2.123	22.980	23.393	21.621
2	11:35:17.015	1:07.081	+1.639	21.629	23.878	21.574	4	11:37:31.977	1:06.304	+0.433	21.576	23.280	21.448
3	11:36:24.195	1:07.180	+1.738	21.759	23.964	21.457	5	11:38:37.848	1:05.871		21.052	23.285	21.534
4	11:37:29.925	1:05.730	+0.288	21.085	23.218	21.427	6	11:39:44.083	1:06.235	+0.364	21.165	23.365	21.705
5	11:38:35.469	1:05.544	+0.102	20.836	23.289	21.419	7	11:40:50.153	1:06.070	+0.199	21.340	23.255	21.475
6	11:39:40.911	1:05.442		20.867	23.165	21.410	8	11:41:57.342	1:07.189	+1.318	22.195	23.409	21.585
7	11:40:46.451	1:05.540	+0.098	20.950	23.305	21.285	(46) Perdana Minang						
8	11:41:54.045	1:07.594	+2.152	22.218	23.839	21.537	1	11:34:14.078	1:10.842	+5.175	24.823	24.399	21.620
(9) Darren Keane													
1	11:34:11.251	1:08.691	+3.282	23.861	23.395	21.435	2	11:35:20.471	1:06.393	+0.726	21.410	23.329	21.654
2	11:35:17.728	1:06.477	+1.068	21.065	23.948	21.464	3	11:36:27.235	1:06.764	+1.097	21.422	23.752	21.590
3	11:36:23.675	1:05.947	+0.538	21.123	23.448	21.376	4	11:37:32.902	1:05.667		21.036	23.195	21.436
4	11:37:29.991	1:06.316	+0.907	21.012	23.886	21.418	5	11:38:38.891	1:05.989	+0.322	21.230	23.273	21.486
5	11:38:35.590	1:05.599	+0.190	20.989	23.256	21.354	6	11:39:45.126	1:06.235	+0.568	20.993	23.231	22.011
6	11:39:41.168	1:05.578	+0.169	21.023	23.199	21.356	7	11:40:50.800	1:05.674	+0.007	21.102	23.132	21.440
7	11:40:46.577	1:05.409		21.033	23.107	21.269	8	11:41:58.052	1:07.252	+1.585	22.023	23.715	21.514
8	11:41:54.329	1:07.752	+2.343	22.480	23.595	21.677	(106) Ayrton Simmons						
(95) Dean MacDonald													
1	11:34:10.174	1:07.673	+2.270	22.778	23.501	21.394	1	11:34:14.761	1:11.711	+6.262	26.305	24.069	21.337
2	11:35:16.782	1:06.608	+1.205	21.390	23.759	21.459	2	11:35:22.397	1:07.636	+2.187	22.427	23.850	21.359
3	11:36:22.654	1:05.872	+0.469	21.106	23.275	21.491	3	11:36:28.132	1:05.735	+0.286	21.132	23.297	21.306
4	11:37:29.182	1:06.528	+1.125	21.512	23.645	21.371	4	11:37:33.581	1:05.449		21.096	23.162	21.191
5	11:38:35.100	1:05.918	+0.515	21.419	23.244	21.255	5	11:38:39.753	1:06.172	+0.723	21.182	23.725	21.265
6	11:39:40.503	1:05.403		20.929	23.189	21.285	6	11:39:45.297	1:05.544	+0.095	21.032	23.108	21.404
7	11:40:46.212	1:05.709	+0.306	21.191	23.304	21.214	7	11:40:50.910	1:05.613	+0.164	21.316	23.090	21.207
8	11:41:54.432	1:08.220	+2.817	22.673	23.704	21.843	8	11:41:58.254	1:07.344	+1.895	22.758	23.369	21.217
(94) Max Hofer													
1	11:34:10.806	1:08.248	+2.482	23.271	23.457	21.520	(58) Dzianis Slavinski						
2	11:35:17.358	1:06.552	+0.786	21.232	23.716	21.604	1	11:34:13.892	1:10.990	+5.582	24.837	24.390	21.763
3	11:36:24.429	1:07.071	+1.305	21.402	23.933	21.736	2	11:35:23.504	1:09.612	+4.204	22.761	25.106	21.745
4	11:37:30.195	1:05.766		21.103	23.288	21.375	3	11:36:30.167	1:06.663	+1.255	21.811	23.363	21.489
5	11:38:35.976	1:05.781	+0.015	21.116	23.238	21.427	4	11:37:36.133	1:05.966	+0.558	21.556	23.013	21.397
6	11:39:42.106	1:06.130	+0.364	21.128	23.302	21.700	5	11:38:41.669	1:05.536	+0.128	21.081	23.123	21.332
7	11:40:48.424	1:06.318	+0.552	21.576	23.329	21.413	6	11:39:47.129	1:05.460	+0.052	21.028	23.019	21.413
8	11:41:54.617	1:06.193	+0.427	21.320	23.378	21.495	7	11:40:52.537	1:05.408		20.979	23.161	21.268
(5) Max Timmermans													
1	11:34:11.523	1:08.772	+3.098	23.857	23.400	21.515	8	11:41:58.701	1:06.164	+0.756	21.559	23.320	21.285
2	11:35:18.169	1:06.646	+0.972	21.668	23.581	21.397	(90) Adrien Renaudin						
3	11:36:24.749	1:06.580	+0.906	21.340	23.346	21.894	1	11:34:13.284	1:09.987	+4.164	24.653	23.751	21.583
4	11:37:30.790	1:06.041	+0.367	21.392	23.222	21.427	2	11:35:19.490	1:06.206	+0.383	21.352	23.304	21.550
(36) Alex Quinn													
							3	11:36:26.903	1:07.413	+1.590	21.281	24.737	21.395
							4	11:37:32.726	1:05.823		21.151	23.187	21.485
							5	11:38:39.130	1:06.404	+0.581	21.475	23.548	21.381
							6	11:39:45.239	1:06.109	+0.286	21.059	23.336	21.714
							7	11:40:52.289	1:07.050	+1.227	22.387	23.327	21.336
							8	11:42:00.295	1:08.006	+2.183	21.845	24.583	21.578





Rotax Euro Challenge 2014 Zuera/Spain

Rotax Juniors

Zuera 1,699 Km

Pre-Final

20.07.2014 11:30

Race (8 Laps) started at 11:33:02

Lap	Time of Day	Lap Tm	Diff	S1 Tm	S2 Tm	S3 Tm	Lap	Time of Day	Lap Tm	Diff	S1 Tm	S2 Tm	S3 Tm
(60) Mauricio Van der Laan													
1	11:34:15.049	1:11.931	+6.410	26.699	23.819	21.413	7	11:40:54.878	1:05.752	+0.017	21.084	23.231	21.437
2	11:35:22.878	1:07.829	+2.308	21.911	24.375	21.543	8	11:42:01.755	1:06.877	+1.142	21.215	23.817	21.845
3	11:36:28.710	1:05.832	+0.311	21.021	23.392	21.419	(50) Leonard Hoogenboom						
4	11:37:34.233	1:05.523	+0.002	21.021	23.155	21.347	1	11:34:16.698	1:13.335	+7.611	27.934	23.769	21.632
5	11:38:39.959	1:05.726	+0.205	20.910	23.473	21.343	2	11:35:23.270	1:06.572	+0.848	21.288	23.600	21.684
6	11:39:45.480	1:05.521		21.071	23.198	21.252	3	11:36:29.674	1:06.404	+0.680	21.603	23.327	21.474
7	11:40:51.679	1:06.199	+0.678	21.634	23.231	21.334	4	11:37:35.803	1:06.129	+0.405	21.246	23.202	21.681
8	11:42:00.606	1:08.927	+3.406	22.419	24.841	21.667	5	11:38:41.527	1:05.724		21.023	23.222	21.479
(8) Thomas Preining													
1	11:34:19.339	1:16.465	+11.056	30.792	24.221	21.452	6	11:39:47.587	1:06.060	+0.336	21.109	23.455	21.496
2	11:35:25.408	1:06.069	+0.660	21.403	23.262	21.404	7	11:40:53.854	1:06.267	+0.543	21.622	23.235	21.410
3	11:36:31.383	1:05.975	+0.566	21.091	23.466	21.418	8	11:42:01.767	1:07.913	+2.189	21.175	24.850	21.888
4	11:37:37.136	1:05.753	+0.344	20.932	23.398	21.423	(103) Gianfranco Mazzaferro						
5	11:38:42.545	1:05.409		20.967	23.074	21.368	1	11:34:14.263	1:10.098	+4.482	24.783	23.800	21.515
6	11:39:48.006	1:05.461	+0.052	20.932	23.069	21.460	2	11:35:23.342	1:09.079	+3.463	23.147	24.091	21.841
7	11:40:53.505	1:05.499	+0.090	21.123	23.081	21.295	3	11:36:31.462	1:08.120	+2.504	22.128	24.585	21.407
8	11:42:01.175	1:07.670	+2.261	21.404	24.285	21.981	4	11:37:37.863	1:06.401	+0.785	21.609	23.316	21.476
(57) Scott Symons													
1	11:34:14.413	1:11.076	+4.853	25.699	23.907	21.470	5	11:38:43.479	1:05.616		21.021	23.268	21.327
2	11:35:20.888	1:06.475	+0.252	21.552	23.430	21.493	6	11:39:49.391	1:05.912	+0.296	21.127	23.227	21.558
3	11:36:27.286	1:06.398	+0.175	21.281	23.578	21.539	7	11:40:55.077	1:05.686	+0.070	21.143	23.192	21.351
4	11:37:33.512	1:06.226	+0.003	21.392	23.424	21.410	8	11:42:02.018	1:06.941	+1.325	21.143	23.984	21.814
5	11:38:39.735	1:06.223		21.335	23.428	21.460	(26) Finlay Hutchison						
6	11:39:46.422	1:06.687	+0.464	21.914	23.297	21.476	1	11:34:20.410	1:17.205	+11.544	31.819	23.824	21.562
7	11:40:52.830	1:06.408	+0.185	21.286	23.748	21.374	2	11:35:26.977	1:06.567	+0.906	21.055	23.893	21.619
8	11:42:01.303	1:08.473	+2.250	21.593	24.675	22.205	3	11:36:33.141	1:06.164	+0.503	21.262	23.423	21.479
(81) Jack Martin													
1	11:34:14.655	1:11.384	+5.556	26.009	24.006	21.369	4	11:37:39.553	1:06.412	+0.751	21.535	23.333	21.544
2	11:35:21.179	1:06.524	+0.696	21.719	23.384	21.421	5	11:38:45.397	1:05.844	+0.183	21.022	23.356	21.466
3	11:36:27.368	1:06.189	+0.361	21.182	23.497	21.510	6	11:39:51.062	1:05.665	+0.004	20.993	23.193	21.479
4	11:37:33.202	1:05.834	+0.006	21.210	23.236	21.388	7	11:40:56.723	1:05.661		21.066	23.153	21.442
5	11:38:39.030	1:05.828		21.040	23.373	21.415	8	11:42:02.675	1:05.952	+0.291	21.229	23.275	21.448
6	11:39:45.345	1:06.315	+0.487	21.031	23.268	22.016	(115) Presley Martono						
7	11:40:51.608	1:06.263	+0.435	21.457	23.434	21.372	1	11:34:13.951	1:10.371	+4.692	25.100	23.658	21.613
8	11:42:01.568	1:09.960	+4.132	23.861	24.276	21.823	2	11:35:19.889	1:05.938	+0.259	21.239	23.269	21.430
(62) Richard Veschoor													
1	11:34:18.626	1:16.001	+10.483	30.435	23.940	21.626	3	11:36:32.995	1:06.580	+0.984	21.722	23.312	21.546
2	11:35:25.000	1:06.374	+0.856	21.403	23.346	21.625	4	11:37:39.839	1:06.844	+1.248	22.148	23.188	21.508
3	11:36:30.805	1:05.805	+0.287	21.024	23.348	21.433	5	11:38:45.562	1:05.723	+0.127	21.179	23.157	21.387
4	11:37:36.624	1:05.819	+0.301	21.135	23.146	21.538	6	11:39:51.158	1:05.596		21.061	23.086	21.449
5	11:38:42.226	1:05.602	+0.084	21.043	23.173	21.386	7	11:40:56.819	1:05.661	+0.065	21.095	23.136	21.430
6	11:39:47.744	1:05.518		20.947	23.137	21.434	8	11:42:03.339	1:06.520	+0.924	21.663	23.363	21.494
7	11:40:53.423	1:05.679	+0.161	21.099	23.193	21.387	(22) Jakob Bezel						
8	11:42:01.661	1:08.238	+2.720	21.448	24.962	21.828	1	11:34:15.466	1:11.944	+5.736	26.663	23.655	21.626
(33) Jack McCarthy													
1	11:34:19.651	1:16.808	+11.073	31.093	24.220	21.495	2	11:35:23.216	1:07.750	+1.542	21.444	24.309	21.997
2	11:35:25.763	1:06.112	+0.377	21.266	23.332	21.514	3	11:36:30.690	1:07.474	+1.266	22.176	23.594	21.704
3	11:36:31.666	1:05.903	+0.168	20.991	23.422	21.490	4	11:37:37.896	1:07.206	+0.998	21.415	23.938	21.853
4	11:37:37.578	1:05.912	+0.177	21.151	23.294	21.467	5	11:38:44.165	1:06.269	+0.061	21.213	23.524	21.532
5	11:38:43.313	1:05.735		21.106	23.158	21.471	6	11:39:50.406	1:06.241	+0.033	21.279	23.336	21.626
6	11:39:49.126	1:05.813	+0.078	21.009	23.253	21.551	7	11:40:56.614	1:06.208		21.262	23.333	21.613
							8	11:42:04.203	1:07.589	+1.381	21.799	23.693	22.097
(108) Cao Zhuo													
1	11:34:20.104	1:16.646	+10.881	31.252	23.788	21.606							
2	11:35:27.302	1:07.198	+1.433	21.221	24.363	21.614							

Timekeeping M. Wagner:

Clerk of the course Thomas Lainer:

Steward Horst Seidel:

Chief Scrutineer Paul Klaassen:



Rotax Euro Challenge 2014 Zuera/Spain

Rotax Juniors

Zuera 1,699 Km

Pre-Final

20.07.2014 11:30

Race (8 Laps) started at 11:33:02

Lap	Time of Day	Lap Tm	Diff	S1 Tm	S2 Tm	S3 Tm	Lap	Time of Day	Lap Tm	Diff	S1 Tm	S2 Tm	S3 Tm
3	11:36:33.772	1:06.470	+0.705	21.237	23.686	21.547	1	11:34:11.782	1:08.970	+2.808	24.152	23.382	21.436
4	11:37:40.304	1:06.532	+0.767	21.638	23.472	21.422	2	11:35:17.944	1:06.162		21.335	23.461	21.366
5	11:38:46.129	1:05.825	+0.060	21.101	23.260	21.464							
6	11:39:52.184	1:06.055	+0.290	21.253	23.311	21.491							
7	11:40:57.949	1:05.765		21.104	23.281	21.380							
8	11:42:04.262	1:06.313	+0.548	21.182	23.296	21.835							

(31) Daniel Louko

1	11:34:19.922	1:16.958	+11.119	31.677	23.663	21.618
2	11:35:26.349	1:06.427	+0.588	21.301	23.569	21.557
3	11:36:33.544	1:07.195	+1.356	21.847	23.830	21.518
4	11:37:40.158	1:06.614	+0.775	21.808	23.297	21.509
5	11:38:46.068	1:05.910	+0.071	20.931	23.326	21.653
6	11:39:51.943	1:05.875	+0.036	21.150	23.164	21.561
7	11:40:57.782	1:05.839		21.034	23.158	21.647
8	11:42:04.450	1:06.668	+0.829	20.949	23.535	22.184

(12) Rinus van Kalmthout

1	11:34:21.007	1:18.369	+12.593	33.372	23.446	21.551
2	11:35:27.208	1:06.201	+0.425	21.338	23.422	21.441
3	11:36:33.298	1:06.090	+0.314	21.140	23.507	21.443
4	11:37:40.910	1:07.612	+1.836	22.626	23.471	21.515
5	11:38:46.770	1:05.860	+0.084	21.287	23.199	21.374
6	11:39:52.724	1:05.954	+0.178	21.301	23.242	21.411
7	11:40:58.500	1:05.776		21.136	23.245	21.395
8	11:42:04.463	1:05.963	+0.187	21.159	23.349	21.455

(64) Luc Willemsse

1	11:34:24.159	1:20.762	+14.975	35.377	23.747	21.638
2	11:35:30.456	1:06.297	+0.510	21.337	23.445	21.515
3	11:36:36.611	1:06.155	+0.368	21.350	23.310	21.495
4	11:37:42.637	1:06.026	+0.239	21.262	23.232	21.532
5	11:38:48.524	1:05.887	+0.100	21.221	23.246	21.420
6	11:39:54.311	1:05.787		21.166	23.130	21.491
7	11:41:00.169	1:05.858	+0.071	21.221	23.151	21.486
8	11:42:06.544	1:06.375	+0.588	21.178	23.386	21.811

(21) Andrew Wong

1	11:34:14.159	1:10.411	+4.793	25.062	23.735	21.614
2	11:35:20.578	1:06.419	+0.801	21.555	23.379	21.485
3	11:36:26.768	1:06.190	+0.572	21.221	23.500	21.469
4	11:37:32.386	1:05.618		21.078	23.200	21.340
5	11:38:38.063	1:05.677	+0.059	20.972	23.239	21.466
6	11:39:45.052	1:06.989	+1.371	21.231	23.237	22.521
7	11:40:51.391	1:06.339	+0.721	21.633	23.388	21.318
8	11:42:01.552	1:10.161	+4.543	23.166	24.920	22.075

(104) Javier Gonzalez

1	11:34:33.143	1:30.177	+24.007	30.464	23.808	35.905
2	11:37:02.582	2:29.439	+1:23.269	1:44.361	23.447	21.631
3	11:38:08.868	1:06.286	+0.116	21.430	23.335	21.521
4	11:39:15.327	1:06.459	+0.289	21.527	23.390	21.542
5	11:40:21.563	1:06.236	+0.066	21.481	23.229	21.526
6	11:41:27.733	1:06.170		21.444	23.250	21.476
7	11:42:35.400	1:07.667	+1.497	22.003	24.024	21.640

(32) Jordan Brown-Nutley

1	11:34:47.292	1:43.874	+38.089	34.747	25.184	43.943
2	11:37:03.809	2:16.517	+1:10.732	1:31.525	23.505	21.487
3	11:38:10.077	1:06.268	+0.483	21.316	23.435	21.517
4	11:39:16.346	1:06.269	+0.484	21.457	23.332	21.480
5	11:40:22.290	1:05.944	+0.159	21.275	23.155	21.514
6	11:41:28.075	1:05.785		21.235	23.203	21.347
7	11:42:35.405	1:07.330	+1.545	21.491	24.146	21.693

(51) Luke Wooder

Official Timing www.rgmmc.com

Orbits

Timekeeping M. Wagner:

Clerk of the course Thomas Lainer:

Steward Horst Seidel:

Chief Scrutineer Paul Klaassen:

www.mylaps.com

Licensed to: Motorsport Events

Printed: 20.07.2014 12:09:35

posted at:

h

Page 3/3

Rotax Euro Challenge
 Class: Juniors
 Date/Time: 20.07.2014 13:40

Track: Zuera / Spain
 Heat: Final
 Laps: 10

Edition 1

Luke Wooder	51	Laps 2 Tm. 2:15.580	17	Presley Martono	115	Laps EXC Tm. EXC
	33				34	
Javier Gonzalez	104	Laps 7 Tm. 9:33.036	16	Jordan Brown-Nutley	32	Laps 7 Tm. 9:33.041
	31				32	
Luc Willemsse	64	Laps 8 Tm. 9:04.180	15	Andrew Wong	21	Laps 8 Tm. 9:04.188
	29				30	
Daniel Louko	31	Laps 8 Tm. 9:02.086	14	Rinus van Kalmthout	12	Laps 8 Tm. 9:02.099
	27				28	
Jakub Bezel	22	Laps 8 Tm. 9:01.839	13	Cao Zhuo	108	Laps 8 Tm. 9:01.898
	25				26	
Finlay Hutchison	26	Laps 8 Tm. 9:00.311	12	Nicolas Schoell	87	Laps 8 Tm. 9:00.975
	23				24	
Leonard Hoogenboom	50	Laps 8 Tm. 8:59.403	11	Gianfranco Mazzaferro	103	Laps 8 Tm. 8:59.654
	21				22	
Richard Veschoor	62	Laps 8 Tm. 8:59.297	10	Jack McCarthy	33	Laps 8 Tm. 8:59.391
	19				20	
Scott Symons	57	Laps 8 Tm. 8:58.939	9	Jack Martin	81	Laps 8 Tm. 8:59.204
	17				18	
Mauricio Van der Laan	60	Laps 8 Tm. 8:58.242	8	Thomas Preining	8	Laps 8 Tm. 8:58.811
	15				16	
Adrien Renaudin	90	Laps 8 Tm. 8:57.931	7	Alex Quinn	36	Laps 8 Tm. 8:58.090
	13				14	
Ayrton Simmons	106	Laps 8 Tm. 8:55.890	6	Dzianis Slavinski	58	Laps 8 Tm. 8:56.337
	11				12	
Mick Wishofer	88	Laps 8 Tm. 8:54.978	5	Perdana Minang	46	Laps 8 Tm. 8:55.688
	9				10	
Max Timmermans	5	Laps 8 Tm. 8:52.706	4	Lluc Ibanez	77	Laps 8 Tm. 8:52.776
	7				8	
Dean MacDonald	95	Laps 8 Tm. 8:52.068	3	Max Hofer	94	Laps 8 Tm. 8:52.253
	5				6	
Marcus Armstrong	86	Laps 8 Tm. 8:51.681	2	Darren Keane	9	Laps 8 Tm. 8:51.965
	3				4	
Dave Wooder	49	Laps 8 Tm. 8:51.429	1	Marta Garcia	53	Laps 8 Tm. 8:51.616
	1		Row		2	

Pole Position

Clerk of the course Thomas Lainer:
 Stewards (Chairman) Horst Seidel:

Scrutineer Paul Klaassen:
 Timekeeping M. Wagner:



Rotax Euro Challenge 2014 Zuera/Spain

Rotax Juniors

Zuera 1,699 Km

Final **-NEW-**

20.07.2014 13:40

Race (10 Laps) started at 13:42:59


Pos	No.	Name	Nat.	Chassis	Race Team	Laps	Total Tm	Diff	Best Tm	In Lap	km/h	Points
1	49	Dave Wooder	GBR	Alonso	Dan Holland Racing	10	10:56.815		1:05.315	6	93,645	55
2	53	Marta Garcia	ESP	Zanardi	MGL Racing Xtreme	10	10:57.877	1.062	1:05.168	10	93,856	52
3	95	Dean MacDonald	GBR	Tonykart	Strawberry Racing	10	10:59.511	2.696	1:05.476	9	93,414	50
4	62	Richard Veschoor	NLD	FA Kart	Team TKP	10	11:00.340	3.525	1:05.250	9	93,738	49
5	60	Mauricio Van der Laan	ESP	Intrepid	Intrepid Driver Program	10	11:00.511	3.696	1:05.231	9	93,765	48
6	86	Marcus Armstrong	NZL	Alonso	Dan Holland Racing	10	11:00.800	3.985	1:05.295	9	93,673	47
7	58	Dzianis Slavinski	BLR	Tonykart	M-Racing	10	11:02.973	6.158	1:05.473	5	93,419	46
8	5	Max Timmermans	BEL	Tonykart	Strawberry Racing	10	11:03.481	6.666	1:05.608	7	93,226	45
9	77	Lluc Ibanez	ESP	Kosmic	Binakart	10	11:04.591	7.776	1:05.424	4	93,489	44
10	36	Alex Quinn	GBR	Tonykart	Coles Racing	10	11:05.472	8.657	1:05.723	5	93,063	43
11	46	Perdana Minang	IDN	tonykart	Aim Motorsport/RedWhite Racin	10	11:05.617	8.802	1:05.654	8	93,161	42
12	33	Jack McCarthy	GBR	Tonykart	Strawberry Racing	10	11:05.846	9.031	1:05.529	7	93,339	41
13	50	Leonard Hoogenboom	NLD	Alonso	Dan Holland Racing	10	11:06.060	9.245	1:05.735	4	93,046	40
14	115	Presley Martono	IDN	Kosmic	DNR/Bouvin Power	10	11:06.502	9.687	1:05.366	9	93,572	39
15	88	Mick Wishofer	AUT	Birel	KMS Birel Motorsport	10	11:06.610	9.795	1:05.673	8	93,134	38
16	26	Finlay Hutchison	GBR	Alonso	Dan Holland Racing	10	11:06.763	9.948	1:05.831	9	92,911	37
17	94	Max Hofer	AUT	Birel	KMS Birel Motorsport	10	11:07.649	10.834	1:06.031	6	92,629	36
18	64	Luc Willemse	NLD	FA Kart	Team TKP	10	11:07.709	10.894	1:05.581	7	93,265	35
19	51	Luke Wooder	GBR	Alonso	Dan Holland Racing	10	11:08.131	11.316	1:05.554	5	93,303	34
20	12	Rinus van Kalmthout	NLD	CRG	PSL/VF Racing	10	11:08.217	11.402	1:05.470	9	93,423	33
21	90	Adrien Renaudin	FRA	Sodikart	KPR	10	11:08.378	11.563	1:05.727	9	93,058	32
22	81	Jack Martin	GBR	Tonykart	Strawberry Racing	10	11:08.506	11.691	1:05.634	10	93,190	31
23	32	Jordan Brown-Nutley	GBR	Tonykart	Coles Racing	10	11:09.189	12.374	1:05.547	9	93,313	30
24	21	Andrew Wong	GBR	Tonykart	Protrain Racing	10	11:09.612	12.797	1:05.630	9	93,195	29
25	8	Thomas Preining	AUT	FA Kart	Team TKP	10	11:09.666	12.851	1:05.239	8	93,754	28
26	108	Cao Zhuo	CHN	FA Kart	Team TKP	10	11:09.890	13.075	1:05.619	9	93,211	27
27	57	Scott Symons	GBR	Kosmic	KR Sport	10	11:09.995	13.180	1:05.562	10	93,292	26
28	9	Darren Keane	IRL	Tonykart	Strawberry Racing	10	11:12.424	15.609	1:05.825	5	92,919	25
29	106	Ayrton Simmons	GBR	Tonykart	Coles Racing	10	11:14.551	17.736	1:05.672	9	93,136	24
30	31	Daniel Louko	FIN	Tonykart	MPT Racing	10	11:14.801	17.986	1:05.589	5	93,253	23
31	103	Gianfranco Mazzaferro	CAN	Alonso	Dan Holland Racing	10	11:14.854	18.039	1:05.765	5	93,004	22
32	87	Nicolas Schoell	AUT	Alonso	Dan Holland Racing	10	11:15.447	18.632	1:05.496	5	93,386	21
33	22	Jakub Bezel	CZE	MS Kart	MS Kart Racing Team	10	11:15.875	19.060	1:06.115	5	92,512	20
34	104	Javier Gonzalez	MEX	Kosmic	Paul Carr Racing	10	11:19.020	22.205	1:05.652	5	93,164	19

Announcements

These results are provisional until the conclusion of any judicial and technical matters!
 No. 87 + 104 warning board / time penalty 5 sec

Margin of Victory	Ø km/h	Best Lap Tm	km/h	Best Lap by
1.062	93,122	1:05.168	93,856	53 - Marta Garcia

Official Timing www.rgmmc.com Orbits

Timekeeping M. Wagner:  Clerk of the course Thomas Lainer: www.mylaps.com
 Steward Horst Seidel: Chief Scrutineer Paul Klaassen: Licensed to: Motorsport Events
 Printed: 20.07.2014 14:12:01 posted at: h



Rotax Euro Challenge 2014 Zuera/Spain

Rotax Juniors

Zuera 1,699 Km

Final

20.07.2014 13:40

Race (10 Laps) started at 13:42:59

Lap	Time of Day	Lap Tm	Diff	S1 Tm	S2 Tm	S3 Tm	Lap	Time of Day	Lap Tm	Diff	S1 Tm	S2 Tm	S3 Tm
(49) Dave Wooder							(58) Dzianis Slavinski						
1	13:44:05.940	1:06.903	+1.588	22.078	23.280	21.545	5	13:48:32.308	1:06.779	+1.484	21.526	23.686	21.567
2	13:45:11.975	1:06.035	+0.720	21.372	23.326	21.337	6	13:49:37.840	1:05.532	+0.237	21.036	23.117	21.379
3	13:46:17.764	1:05.789	+0.474	21.229	23.239	21.321	7	13:50:43.560	1:05.720	+0.425	21.249	23.148	21.323
4	13:47:23.339	1:05.575	+0.260	21.094	23.130	21.351	8	13:51:48.992	1:05.432	+0.137	20.947	23.135	21.350
5	13:48:28.853	1:05.514	+0.199	21.181	23.079	21.254	9	13:52:54.287	1:05.295		20.985	23.028	21.282
6	13:49:34.168	1:05.315		21.094	23.001	21.220	10	13:53:59.837	1:05.550	+0.255	20.971	23.288	21.291
7	13:50:39.693	1:05.525	+0.210	21.136	23.100	21.289	(5) Max Timmermans						
8	13:51:45.122	1:05.429	+0.114	21.071	23.131	21.227	1	13:44:07.916	1:08.675	+3.067	23.069	23.959	21.647
9	13:52:50.534	1:05.412	+0.097	21.072	23.075	21.265	2	13:45:14.049	1:06.133	+0.525	21.163	23.374	21.596
10	13:53:55.852	1:05.318	+0.003	21.050	23.052	21.216	3	13:46:19.847	1:05.798	+0.190	21.128	23.238	21.432
(53) Marta Garcia							4	13:47:26.026	1:06.179	+0.571	21.550	23.252	21.377
1	13:44:06.773	1:07.526	+2.358	22.671	23.286	21.569	5	13:48:32.504	1:06.478	+0.870	21.174	23.692	21.612
2	13:45:12.968	1:06.195	+1.027	21.558	23.318	21.319	6	13:49:39.096	1:06.592	+0.984	21.887	23.329	21.376
3	13:46:18.868	1:05.900	+0.732	21.465	23.162	21.273	7	13:50:44.704	1:05.608		21.022	23.104	21.482
4	13:47:24.663	1:05.795	+0.627	21.193	23.227	21.375	8	13:51:50.375	1:05.671	+0.063	20.973	23.315	21.383
5	13:48:30.166	1:05.503	+0.335	21.137	23.099	21.267	9	13:52:56.832	1:06.457	+0.849	21.293	23.589	21.575
6	13:49:35.528	1:05.362	+0.194	21.121	23.023	21.218	10	13:54:02.518	1:05.686	+0.078	21.022	23.220	21.444
7	13:50:41.036	1:05.508	+0.340	21.147	23.008	21.353	(77) Lluc Ibanez						
8	13:51:46.461	1:05.425	+0.257	21.076	23.071	21.278	1	13:44:08.429	1:08.947	+3.523	23.252	24.161	21.534
9	13:52:51.746	1:05.285	+0.117	21.046	22.990	21.249	2	13:45:14.957	1:06.528	+1.104	21.692	23.527	21.309
10	13:53:56.914	1:05.168		20.928	23.052	21.188	3	13:46:20.774	1:05.817	+0.393	21.155	23.336	21.326
(95) Dean MacDonald							4	13:47:26.198	1:05.424		21.006	23.083	21.335
1	13:44:06.598	1:07.431	+1.955	22.530	23.322	21.579	5	13:48:32.566	1:06.368	+0.944	21.110	23.675	21.583
2	13:45:12.727	1:06.129	+0.653	21.421	23.283	21.425	6	13:49:38.735	1:06.169	+0.745	21.752	23.144	21.273
3	13:46:19.056	1:06.329	+0.853	21.792	23.257	21.280	7	13:50:44.183	1:05.448	+0.024	21.033	23.118	21.297
4	13:47:25.093	1:06.037	+0.561	21.388	23.279	21.370	8	13:51:50.438	1:06.255	+0.831	21.432	23.553	21.270
5	13:48:30.614	1:05.521	+0.045	21.007	23.216	21.298	9	13:52:57.002	1:06.564	+1.140	21.463	23.201	21.900
6	13:49:36.098	1:05.484	+0.008	21.059	23.120	21.305	10	13:54:03.628	1:06.626	+1.202	21.874	23.358	21.394
7	13:50:41.709	1:05.611	+0.135	21.138	23.118	21.355	(36) Alex Quinn						
8	13:51:47.462	1:05.753	+0.277	21.066	23.178	21.509	1	13:44:10.016	1:10.332	+4.609	24.580	24.050	21.702
9	13:52:52.938	1:05.476		21.013	23.107	21.356	2	13:45:16.004	1:05.988	+0.265	21.408	23.157	21.423
10	13:53:58.548	1:05.610	+0.134	21.126	23.141	21.343	3	13:46:22.165	1:06.161	+0.438	21.215	23.558	21.388
(62) Richard Veschoor							4	13:47:28.029	1:05.864	+0.141	21.116	23.311	21.437
1	13:44:08.672	1:08.985	+3.735	23.614	23.915	21.456	5	13:48:33.752	1:05.723		21.117	23.188	21.418
2	13:45:14.434	1:05.762	+0.512	21.192	23.201	21.369	6	13:49:39.582	1:05.830	+0.107	21.173	23.310	21.347
3	13:46:20.003	1:05.569	+0.319	21.073	23.154	21.342	7	13:50:45.415	1:05.833	+0.110	21.171	23.221	21.441
4	13:47:25.672	1:05.669	+0.419	21.117	23.226	21.326	8	13:51:51.210	1:05.795	+0.072	21.083	23.281	21.431
5	13:48:31.475	1:05.803	+0.553	21.242	23.160	21.401	9	13:52:57.154	1:05.944	+0.221	20.991	23.601	21.352
6	13:49:37.085	1:05.610	+0.360	21.079	23.150	21.381	10	13:54:04.509	1:07.355	+1.632	21.816	23.867	21.672
7	13:50:42.765	1:05.680	+0.430	21.172	23.095	21.413	(46) Perdana Minang						
8	13:51:48.477	1:05.712	+0.462	21.131	23.133	21.448	1	13:44:09.164	1:09.614	+3.960	23.622	24.419	21.573
9	13:52:53.727	1:05.250		20.897	23.055	21.298	2	13:45:15.860	1:06.696	+1.042	21.432	23.850	21.414
10	13:53:59.377	1:05.650	+0.400	21.174	23.145	21.331	3	13:46:22.744	1:06.884	+1.230	21.433	23.991	21.460
(60) Mauricio Van der Laan							4	13:47:28.979	1:06.235	+0.581	21.525	23.296	21.414
1	13:44:08.371	1:08.835	+3.604	23.209	24.041	21.585	5	13:48:34.685	1:05.706	+0.052	20.993	23.249	21.464
2	13:45:14.532	1:06.161	+0.930	21.584	23.288	21.289	6	13:49:40.653	1:05.968	+0.314	21.130	23.389	21.449
3	13:46:20.180	1:05.648	+0.417	21.132	23.244	21.272	7	13:50:46.623	1:05.970	+0.316	21.175	23.381	21.414
4	13:47:25.787	1:05.607	+0.376	21.013	23.276	21.318	8	13:51:52.277	1:05.654		20.981	23.141	21.532
5	13:48:32.243	1:06.456	+1.225	21.338	23.685	21.433	9	13:52:58.001	1:05.724	+0.070	21.061	23.245	21.418
6	13:49:37.955	1:05.712	+0.481	21.310	23.032	21.370	10	13:54:04.654	1:06.653	+0.999	21.212	23.751	21.690
7	13:50:43.294	1:05.339	+0.108	20.911	23.040	21.388	(86) Marcus Armstrong						
8	13:51:48.550	1:05.256	+0.025	20.984	23.027	21.245	1	13:44:06.621	1:07.519	+2.224	22.465	23.359	21.695
9	13:52:53.781	1:05.231		20.940	23.117	21.174	2	13:45:12.908	1:06.287	+0.992	21.514	23.360	21.413
10	13:53:59.548	1:05.767	+0.536	21.326	23.225	21.216	3	13:46:18.727	1:05.819	+0.524	21.149	23.237	21.433
(86) Marcus Armstrong							4	13:47:25.529	1:06.802	+1.507	22.136	23.312	21.354

Timekeeping M. Wagner:



Clerk of the course Thomas Lainer:

Steward Horst Seidel:

Chief Scrutineer Paul Klaassen:



Rotax Euro Challenge 2014 Zuera/Spain

Rotax Juniors

Zuera 1,699 Km

Final

20.07.2014 13:40

Race (10 Laps) started at 13:42:59

Lap	Time of Day	Lap Tm	Diff	S1 Tm	S2 Tm	S3 Tm	Lap	Time of Day	Lap Tm	Diff	S1 Tm	S2 Tm	S3 Tm
(33) Jack McCarthy							5	13:48:34.303	1:06.219	+0.188	21.286	23.609	21.324
1	13:44:11.009	1:10.808	+5.279	25.206	24.039	21.563	6	13:49:40.334	1:06.031		21.263	23.336	21.432
2	13:45:17.739	1:06.730	+1.201	21.686	23.679	21.365	7	13:50:46.748	1:06.414	+0.383	21.394	23.641	21.379
3	13:46:23.617	1:05.878	+0.349	21.171	23.307	21.400	8	13:51:52.918	1:06.170	+0.139	21.152	23.545	21.473
4	13:47:29.889	1:06.272	+0.743	21.248	23.713	21.311	9	13:52:59.757	1:06.839	+0.808	21.442	23.923	21.474
5	13:48:35.505	1:05.616	+0.087	21.073	23.215	21.328	10	13:54:06.686	1:06.929	+0.898	21.608	23.779	21.542
6	13:49:41.453	1:05.948	+0.419	21.307	23.232	21.409	(64) Luc Willemse						
7	13:50:46.982	1:05.529		20.983	23.191	21.355	1	13:44:10.767	1:10.414	+4.833	24.936	23.952	21.526
8	13:51:52.745	1:05.763	+0.234	21.032	23.315	21.416	2	13:45:17.431	1:06.664	+1.083	21.670	23.565	21.429
9	13:52:58.276	1:05.531	+0.002	20.873	23.330	21.328	3	13:46:23.683	1:06.252	+0.671	21.718	23.266	21.268
10	13:54:04.883	1:06.607	+1.078	21.072	23.697	21.838	4	13:47:30.189	1:06.506	+0.925	21.119	24.002	21.385
(50) Leonard Hoogenboom							5	13:48:36.509	1:06.320	+0.739	21.437	23.498	21.385
1	13:44:09.820	1:10.058	+4.323	24.286	24.095	21.677	6	13:49:43.057	1:06.548	+0.967	21.372	23.796	21.380
2	13:45:16.354	1:06.534	+0.799	21.721	23.351	21.462	7	13:50:48.638	1:05.581		21.140	23.103	21.338
3	13:46:22.614	1:06.260	+0.525	21.034	23.802	21.424	8	13:51:54.352	1:05.714	+0.133	21.167	23.104	21.443
4	13:47:28.349	1:05.735		21.074	23.242	21.419	9	13:53:00.079	1:05.727	+0.146	21.158	23.280	21.289
5	13:48:34.246	1:05.897	+0.162	21.122	23.354	21.421	10	13:54:06.746	1:06.667	+1.086	21.368	23.832	21.467
6	13:49:40.459	1:06.213	+0.478	21.426	23.416	21.371	(51) Luke Wooder						
7	13:50:46.212	1:05.753	+0.018	21.113	23.121	21.519	1	13:44:11.196	1:10.642	+5.088	24.970	24.191	21.481
8	13:51:52.082	1:05.870	+0.135	21.256	23.127	21.487	2	13:45:18.107	1:06.911	+1.357	21.694	23.644	21.573
9	13:52:58.583	1:06.501	+0.766	21.330	23.764	21.407	3	13:46:25.311	1:07.204	+1.650	22.003	23.431	21.770
10	13:54:05.097	1:06.514	+0.779	21.046	23.874	21.594	4	13:47:31.834	1:06.523	+0.969	21.766	23.357	21.400
(115) Presley Martono							5	13:48:37.388	1:05.554		21.212	23.054	21.288
1	13:44:11.987	1:11.019	+5.653	25.314	24.162	21.543	6	13:49:43.772	1:06.384	+0.830	21.104	23.931	21.349
2	13:45:18.383	1:06.396	+1.030	21.339	23.409	21.648	7	13:50:49.686	1:05.914	+0.360	21.311	23.386	21.217
3	13:46:24.178	1:05.795	+0.429	21.376	23.150	21.269	8	13:51:55.243	1:05.557	+0.003	21.102	23.241	21.214
4	13:47:30.259	1:06.081	+0.715	21.049	23.704	21.328	9	13:53:00.863	1:05.620	+0.066	21.140	23.190	21.290
5	13:48:35.877	1:05.618	+0.252	21.111	23.209	21.298	10	13:54:07.168	1:06.305	+0.751	21.207	23.406	21.692
6	13:49:42.124	1:06.247	+0.881	21.173	23.537	21.537	(12) Rinus van Kalmthout						
7	13:50:47.967	1:05.843	+0.477	21.329	23.124	21.390	1	13:44:12.939	1:12.215	+6.745	26.275	24.353	21.587
8	13:51:53.617	1:05.650	+0.284	21.062	23.133	21.455	2	13:45:19.106	1:06.167	+0.697	21.311	23.497	21.359
9	13:52:58.983	1:05.366		20.957	23.165	21.244	3	13:46:25.366	1:06.260	+0.790	21.572	23.268	21.420
10	13:54:05.539	1:06.556	+1.190	21.048	23.966	21.542	4	13:47:32.035	1:06.669	+1.199	21.969	23.309	21.391
(88) Mick Wishofer							5	13:48:37.742	1:05.707	+0.237	21.100	23.251	21.356
1	13:44:08.043	1:08.736	+3.063	23.272	23.951	21.513	6	13:49:43.717	1:05.975	+0.505	21.118	23.443	21.414
2	13:45:14.330	1:06.287	+0.614	21.509	23.348	21.430	7	13:50:49.485	1:05.768	+0.298	21.261	23.160	21.347
3	13:46:20.912	1:06.582	+0.909	21.711	23.520	21.351	8	13:51:55.134	1:05.649	+0.179	21.232	23.098	21.319
4	13:47:27.335	1:06.423	+0.750	21.326	23.651	21.446	9	13:53:00.604	1:05.470		21.083	23.112	21.275
5	13:48:33.051	1:05.716	+0.043	21.141	23.236	21.339	10	13:54:07.254	1:06.650	+1.180	21.537	23.462	21.651
6	13:49:39.339	1:06.288	+0.615	21.462	23.450	21.376	(90) Adrien Renaudin						
7	13:50:45.600	1:06.261	+0.588	21.607	23.263	21.391	1	13:44:08.168	1:08.697	+2.970	23.168	24.053	21.476
8	13:51:51.273	1:05.673		21.149	23.240	21.284	2	13:45:15.160	1:06.992	+1.265	22.016	23.605	21.371
9	13:52:57.253	1:05.980	+0.307	21.079	23.524	21.377	3	13:46:22.450	1:07.290	+1.563	21.977	23.769	21.544
10	13:54:05.647	1:08.394	+2.721	22.071	24.026	22.297	4	13:47:28.623	1:06.173	+0.446	21.510	23.253	21.410
(26) Finlay Hutchison							5	13:48:34.898	1:06.275	+0.548	21.158	23.608	21.509
1	13:44:10.228	1:10.406	+4.575	24.491	24.074	21.841	6	13:49:41.858	1:06.960	+1.233	22.063	23.498	21.399
2	13:45:16.611	1:06.383	+0.552	21.667	23.361	21.355	7	13:50:48.383	1:06.525	+0.798	21.879	23.259	21.387
3	13:46:23.165	1:06.554	+0.723	21.270	23.623	21.661	8	13:51:54.140	1:05.757	+0.030	21.179	23.174	21.404
4	13:47:29.192	1:06.027	+0.196	21.300	23.313	21.414	9	13:52:59.867	1:05.727		21.177	23.182	21.368
5	13:48:35.141	1:05.949	+0.118	20.956	23.335	21.658	10	13:54:07.415	1:07.548	+1.821	21.826	23.671	22.051
6	13:49:41.123	1:05.982	+0.151	21.258	23.263	21.461	(81) Jack Martin						
7	13:50:47.216	1:06.093	+0.262	21.085	23.337	21.671	1	13:44:10.562	1:10.554	+4.920	25.084	23.586	21.884
8	13:51:53.087	1:05.871	+0.040	21.037	23.307	21.527	2	13:45:16.664	1:06.102	+0.468	21.407	23.459	21.236
9	13:52:58.918	1:05.831		21.133	23.295	21.403	3	13:46:22.825	1:06.161	+0.527	21.144	23.579	21.438
10	13:54:05.800	1:06.882	+1.051	21.022	24.477	21.383	4	13:47:29.690	1:06.865	+1.231	21.955	23.526	21.384
(94) Max Hofer							5	13:48:36.889	1:07.199	+1.565	21.517	24.259	21.423
1	13:44:07.975	1:08.544	+2.513	22.815	24.137	21.592	6	13:49:44.183	1:07.294	+1.660	21.100	24.081	22.113
2	13:45:15.607	1:07.632	+1.601	22.511	23.784	21.337	7	13:50:50.402	1:06.219	+0.585	21.306	23.548	21.365
3	13:46:21.852	1:06.245	+0.214	21.454	23.407	21.384	8	13:51:56.216	1:05.814	+0.180	21.181	23.212	21.421
4	13:47:28.084	1:06.232	+0.201	21.512	23.375	21.345	9	13:53:01.909	1:05.693	+0.059	21.048	23.252	21.393
							10	13:54:07.543	1:05.634		21.090	23.254	21.290

Timekeeping M. Wagner:

Clerk of the course Thomas Lainer:

www.mylaps.com

Steward Horst Seidel:

Chief Scrutineer Paul Klaassen:

Licensed to: Motorsport Events



Rotax Euro Challenge 2014 Zuera/Spain

Rotax Juniors

Zuera 1,699 Km

Final

20.07.2014 13:40

Race (10 Laps) started at 13:42:59

Lap	Time of Day	Lap Tm	Diff	S1 Tm	S2 Tm	S3 Tm	Lap	Time of Day	Lap Tm	Diff	S1 Tm	S2 Tm	S3 Tm
(32) Jordan Brown-Nutley							(9) Darren Keane						
1	13:44:12.907	1:12.031	+6.484	25.230	25.160	21.641	5	13:48:39.077	1:05.496		21.093	23.125	21.278
2	13:45:19.652	1:06.745	+1.198	21.410	23.879	21.456	6	13:49:46.718	1:07.641	+2.145	21.528	24.639	21.474
3	13:46:25.824	1:06.172	+0.625	21.340	23.296	21.536	7	13:50:52.754	1:06.036	+0.540	21.216	23.500	21.320
4	13:47:32.507	1:06.683	+1.136	21.862	23.384	21.437	8	13:51:58.332	1:05.578	+0.082	21.180	23.057	21.341
5	13:48:38.421	1:05.914	+0.367	21.060	23.209	21.645	9	13:53:03.886	1:05.554	+0.058	21.117	23.093	21.344
6	13:49:44.316	1:05.895	+0.348	21.075	23.352	21.468	10	13:54:09.484	1:05.598	+0.102	21.034	23.178	21.386
7	13:50:51.163	1:06.847	+1.300	21.379	23.869	21.599	(21) Andrew Wong						
8	13:51:56.903	1:05.740	+0.193	21.083	23.196	21.461	1	13:44:11.638	1:10.837	+5.207	24.983	24.362	21.492
9	13:53:02.450	1:05.547		21.007	23.103	21.437	2	13:45:20.034	1:08.396	+2.766	21.505	25.404	21.487
10	13:54:08.226	1:05.776	+0.229	21.077	23.269	21.430	3	13:46:26.516	1:06.482	+0.852	21.386	23.738	21.358
(8) Thomas Preining							(104) Javier Gonzalez						
1	13:44:19.423	1:19.666	+14.427	33.261	24.973	21.432	1	13:44:12.262	1:11.809	+6.157	25.044	24.837	21.928
2	13:45:24.991	1:05.568	+0.329	21.285	23.054	21.229	2	13:45:19.238	1:06.976	+1.324	21.378	23.725	21.873
3	13:46:30.430	1:05.439	+0.200	21.067	23.091	21.281	3	13:46:26.570	1:07.332	+1.680	22.066	23.994	21.272
4	13:47:35.948	1:05.518	+0.279	21.125	23.007	21.386	4	13:47:33.252	1:06.682	+1.030	21.797	23.427	21.458
5	13:48:41.246	1:05.298	+0.059	21.177	22.919	21.202	5	13:48:38.904	1:05.652		21.152	23.161	21.339
6	13:49:46.902	1:05.656	+0.417	21.035	23.243	21.378	6	13:49:48.190	1:09.286	+3.634	21.621	26.093	21.572
7	13:50:52.594	1:05.692	+0.453	21.209	23.178	21.305	7	13:50:54.614	1:06.424	+0.772	21.306	23.503	21.615
8	13:51:57.833	1:05.239		21.106	22.923	21.210	8	13:52:00.623	1:06.009	+0.357	21.392	23.196	21.421
9	13:53:03.259	1:05.426	+0.187	21.001	23.219	21.206	9	13:53:06.796	1:06.173	+0.521	21.627	23.212	21.334
10	13:54:08.703	1:05.444	+0.205	20.945	23.075	21.424	10	13:54:13.057	1:06.261	+0.609	21.102	23.688	21.471
(108) Cao Zhuo							(106) Ayrton Simmons						
1	13:44:13.177	1:12.746	+7.127	26.996	24.141	21.609	1	13:44:19.888	1:20.482	+14.810	35.345	23.616	21.521
2	13:45:19.951	1:06.774	+1.155	21.635	23.643	21.496	2	13:45:25.631	1:05.743	+0.071	21.146	23.263	21.334
3	13:46:25.930	1:05.979	+0.360	21.299	23.319	21.361	3	13:46:31.431	1:05.800	+0.128	21.189	23.318	21.293
4	13:47:32.220	1:06.290	+0.671	21.634	23.358	21.298	4	13:47:37.287	1:05.856	+0.184	21.152	23.330	21.374
5	13:48:38.040	1:05.820	+0.201	21.151	23.185	21.484	5	13:48:42.973	1:05.686	+0.014	21.078	23.267	21.341
6	13:49:44.057	1:06.017	+0.398	21.181	23.320	21.516	6	13:49:48.865	1:05.892	+0.220	21.057	23.431	21.404
7	13:50:51.282	1:07.225	+1.606	22.109	23.553	21.563	7	13:50:54.988	1:06.123	+0.451	21.072	23.588	21.463
8	13:51:57.374	1:06.092	+0.473	21.437	23.284	21.371	8	13:52:00.875	1:05.887	+0.215	21.319	23.230	21.338
9	13:53:02.993	1:05.619		21.032	23.172	21.415	9	13:53:06.547	1:05.672		21.214	23.195	21.263
10	13:54:08.927	1:05.934	+0.315	21.155	23.392	21.387	10	13:54:13.588	1:07.041	+1.369	21.227	24.307	21.507
(57) Scott Symons							(31) Daniel Louko						
1	13:44:10.424	1:10.805	+5.243	24.895	24.013	21.897	1	13:44:18.841	1:18.828	+13.239	32.389	24.579	21.860
2	13:45:18.228	1:07.804	+2.242	21.626	24.404	21.774	2	13:45:24.934	1:06.093	+0.504	21.246	23.248	21.599
3	13:46:23.944	1:05.716	+0.154	21.154	23.295	21.267	3	13:46:31.095	1:06.161	+0.572	21.507	23.215	21.439
4	13:47:30.816	1:06.872	+1.310	21.110	24.379	21.383	4	13:47:36.929	1:05.834	+0.245	21.115	23.159	21.560
5	13:48:36.566	1:05.750	+0.188	21.198	23.280	21.272	5	13:48:42.518	1:05.589		20.964	23.114	21.511
6	13:49:43.476	1:06.910	+1.348	21.345	24.212	21.353	6	13:49:48.655	1:06.137	+0.548	21.032	23.322	21.783
7	13:50:51.420	1:07.944	+2.382	21.739	24.491	21.714	7	13:50:55.483	1:06.828	+1.239	21.322	23.675	21.831
8	13:51:57.433	1:06.013	+0.451	21.430	23.286	21.297	8	13:52:01.755	1:06.272	+0.683	21.377	23.108	21.787
9	13:53:03.470	1:06.037	+0.475	21.135	23.640	21.262	9	13:53:07.594	1:05.839	+0.250	21.200	23.135	21.504
10	13:54:09.032	1:05.562		20.990	23.284	21.288	10	13:54:13.838	1:06.244	+0.655	20.988	23.702	21.554
(87) Nicolas Schoell							(103) Gianfranco Mazzaferro						
1	13:44:12.702	1:12.102	+6.606	25.924	24.641	21.537	1	13:44:13.382	1:13.015	+7.250	26.039	25.134	21.842
2	13:45:19.050	1:06.348	+0.852	21.128	23.724	21.496	2	13:45:19.883	1:06.501	+0.736	21.215	23.727	21.559
3	13:46:26.910	1:07.860	+2.364	22.537	24.087	21.236	3	13:46:27.275	1:07.392	+1.627	21.717	24.295	21.380
4	13:47:33.581	1:06.671	+1.175	21.917	23.380	21.374	4	13:47:34.621	1:07.346	+1.581	21.818	23.895	21.633
(9) Darren Keane							(106) Ayrton Simmons						
1	13:44:10.285	1:10.955	+5.130	23.953	24.956	22.046	5	13:48:40.386	1:05.765		21.132	23.233	21.400
2	13:45:18.571	1:08.286	+2.461	21.535	25.149	21.602	6	13:49:46.617	1:06.231	+0.466	21.141	23.607	21.483
3	13:46:25.579	1:07.008	+1.183	21.452	23.356	22.200	7	13:50:54.843	1:08.226	+2.461	22.555	24.176	21.495
4	13:47:34.886	1:09.307	+3.482	23.431	24.155	21.721	8	13:52:01.904	1:07.061	+1.296	21.543	23.385	22.133
5	13:48:40.711	1:05.825		21.083	23.281	21.461	9	13:53:07.920	1:06.016	+0.251	21.325	23.308	21.383
6	13:49:47.172	1:06.461	+0.636	21.122	23.537	21.802	10	13:54:13.891	1:05.971	+0.206	21.070	23.500	21.401
7	13:50:53.249	1:06.077	+0.252	21.232	23.313	21.532							
8	13:51:59.313	1:06.064	+0.239	21.249	23.289	21.526							
9	13:53:05.155	1:05.842	+0.017	21.152	23.276	21.414							
10	13:54:11.461	1:06.306	+0.481	21.082	23.441	21.783							

Timekeeping M. Wagner:



Clerk of the course Thomas Lainer:

Steward Horst Seidel:

Chief Scrutineer Paul Klaassen:



Rotax Euro Challenge 2014 Zuera/Spain

Rotax Juniors

Zuera 1,699 Km

Final

20.07.2014 13:40

Race (10 Laps) started at 13:42:59

Lap	Time of Day	Lap Tm	Diff	S1 Tm	S2 Tm	S3 Tm	Lap	Time of Day	Lap Tm	Diff	S1 Tm	S2 Tm	S3 Tm
(22) Jakub Bezel													
1	13:44:10.960	1:11.025	+4.910	25.359	24.047	21.619							
2	13:45:19.602	1:08.642	+2.527	22.524	24.536	21.582							
3	13:46:26.545	1:06.943	+0.828	21.667	23.715	21.561							
4	13:47:35.115	1:08.570	+2.455	22.093	24.511	21.966							
5	13:48:41.230	1:06.115		21.211	23.354	21.550							
6	13:49:47.965	1:06.735	+0.620	21.554	23.437	21.744							
7	13:50:55.422	1:07.457	+1.342	21.336	24.155	21.966							
8	13:52:02.330	1:06.908	+0.793	21.950	23.384	21.574							
9	13:53:08.701	1:06.371	+0.256	21.292	23.480	21.599							
10	13:54:14.912	1:06.211	+0.096	21.247	23.364	21.600							

Timekeeping M. Wagner:

Clerk of the course Thomas Lainer:

Steward Horst Seidel:

Chief Scrutineer Paul Klaassen:

www.mylaps.com

Licensed to: Motorsport Events



Rotax Euro Challenge 2014 Zuera/Spain

Rotax Seniors

Zuera 1,699 Km

Free Practice 1 Even Numbers

18.07.2014 11:15

Practice (10:00 Time) started at 11:15:02

Pos	No.	Name	Nat.	Chassis	Race Team	Laps	Best Tm	Diff	Gap	In Lap	km/h
1	224	Josh Price	GBR	Tonykart	Strawberry Racing	4	1:03.693			1	96,029
2	226	Jessica Backman	SWE	Tonykart	Strawberry Racing	7	1:03.898	0.205	0.205	1	95,721
3	250	Joseph Reilly	GBR	Tonykart	Strawberry Racing	6	1:03.935	0.242	0.037	2	95,666
4	212	Pierce Lehane	GBR	Alonso	Dan Holland Racing	7	1:04.042	0.349	0.107	3	95,506
5	302	Claman Zack Clamande	CAN	Intrepid	Intrepid Driver Program	7	1:04.066	0.373	0.024	1	95,470
6	222	Lars Lamborelle	NLD	Tonykart	Strawberry Racing	7	1:04.107	0.414	0.041	3	95,409
7	204	Martin Mortensen	DNK	Tonykart	RS Competition	7	1:04.250	0.557	0.143	2	95,197
8	258	Vincent Fraise	FRA	Sodikart	Sodikart	8	1:04.382	0.689	0.132	2	95,002
9	208	Glenn Van Parijs	BEL	Tonykart	Bouvin Power	6	1:04.384	0.691	0.002	2	94,999
10	210	Luke Varley	GBR	Birel	KMS Birel Motorsport	7	1:04.428	0.735	0.044	5	94,934
11	214	Bas De Laat	NLD	Gillard	PDB Racing Team	4	1:04.485	0.792	0.057	1	94,850
12	234	Julien Falchero	FRA	Kosmic	Sonic Racing Kart	6	1:04.490	0.797	0.005	2	94,843
13	260	Sam Smelt	GBR	Kosmic	Aim Motorsport	2	1:04.604	0.911	0.114	1	94,675
14	292	Benjamin Bailly	DNK	Tonykart	RS Competition	7	1:04.622	0.929	0.018	2	94,649
15	230	Alessandro Trombelli	ITA	Kosmic	Sinergy Motorsport	7	1:04.660	0.967	0.038	3	94,593
16	328	Taylor Greenfield	PER	Gillard	PDB Racing Team	7	1:04.691	0.998	0.031	5	94,548
17	248	Philip Vollstedt	DNK	Tonykart	RS Competition	6	1:04.775	1.082	0.084	5	94,425
18	218	Petr Bezel	CZE	MS Kart	MS Kart Racing Team	8	1:04.806	1.113	0.031	3	94,380
19	324	Antoni Ptak	POL	Birel	KMS Birel Motorsport	8	1:04.816	1.123	0.010	1	94,366
20	286	Victor Oberg	SWE	Gillard	PDB Racing Team	6	1:04.834	1.141	0.018	3	94,339
21	246	Maksim Shtotland	RUS	FA Kart	Mayak Racing	6	1:04.949	1.256	0.115	4	94,172
22	256	Marc Gonzalez	ESP	Kosmic	Binakart	6	1:04.955	1.262	0.006	1	94,164
23	308	Dionisios Marcu	ROU	CRG	CRG S.P.A.	5	1:05.015	1.322	0.060	5	94,077
24	266	Christian Loft	DNK	Tonykart	RS Competition	6	1:05.077	1.384	0.062	2	93,987
25	220	Abdullah Al Rawahi	OMN	DR	Msport	6	1:05.080	1.387	0.003	1	93,983
26	332	Jakub Kadlcak	CZE	Sodikart	Sodi Race Tech s.r.o.	4	1:05.136	1.443	0.056	3	93,902
27	330	Tomoki Takahasi	JPN	Intrepid	Intrepid Driver Program	8	1:05.171	1.478	0.035	3	93,852
28	228	Nicolas Picot	FRA	Sodikart	Kart Pro Racing	7	1:05.190	1.497	0.019	2	93,824
29	326	Michael Buchholz	ZAF	Intrepid	Intrepid Driver Program	8	1:05.382	1.689	0.192	4	93,549
30	306	Max Aitken	GBR	OTK	KR Sport	6	1:05.511	1.818	0.129	5	93,364
31	296	Jose Sierra	MEX	Tonykart	Kids to Win	7	1:05.618	1.925	0.107	6	93,212
32	334	Faisal Al Zubair	OMN	DR	Msport	5	1:06.082	2.389	0.464	4	92,558



Rotax Euro Challenge 2014 Zuera/Spain

Rotax Seniors

Zuera 1,699 Km

Free Practice 1 Even Numbers

18.07.2014 11:15

Practice (10:00 Time) started at 11:15:02

Lap	Time of Day	Lap Tm	Diff	S1 Tm	S2 Tm	S3 Tm	Lap	Time of Day	Lap Tm	Diff	S1 Tm	S2 Tm	S3 Tm
(224) Josh Price							6	11:23:36.357	1:12.229	+7.847	24.466	26.840	20.923
1	11:18:48.192	1:03.693		20.509	22.545	20.639	7	11:24:40.993	1:04.636	+0.254	21.012	22.712	20.912
2	11:19:52.591	1:04.399	+0.706	20.692	22.976	20.731	8	11:25:45.637	1:04.644	+0.262	21.014	22.700	20.930
3	11:20:56.448	1:03.857	+0.164	20.514	22.568	20.775	(208) Glenn Van Parijs						
4	11:22:00.598	1:04.150	+0.457	20.784	22.563	20.803	1	11:19:07.660	1:04.398	+0.014	20.900	22.616	20.882
(226) Jessica Backman							2	11:20:12.044	1:04.384		20.811	22.649	20.924
1	11:18:44.134	1:03.898		20.547	22.641	20.710	3	11:21:32.268	1:20.224	+15.840	24.327	33.140	22.757
2	11:19:48.267	1:04.133	+0.235	20.671	22.578	20.884	4	11:22:37.075	1:04.807	+0.423	20.909	22.837	21.061
3	11:20:52.376	1:04.109	+0.211	20.712	22.586	20.811	5	11:23:41.880	1:04.805	+0.421	21.135	22.649	21.021
4	11:21:57.654	1:05.278	+1.380	21.588	22.682	21.008	6	11:24:46.599	1:04.719	+0.335	21.056	22.676	20.987
5	11:23:02.001	1:04.347	+0.449	20.797	22.625	20.925	(210) Luke Varley						
6	11:24:06.328	1:04.327	+0.429	20.887	22.607	20.833	1	11:17:17.577	1:04.876	+0.448	21.072	22.758	21.046
7	11:25:10.937	1:04.609	+0.711	21.048	22.570	20.991	2	11:18:22.378	1:04.801	+0.373	21.069	22.720	21.012
(250) Joseph Reilly							3	11:19:26.986	1:04.608	+0.180	20.940	22.690	20.978
1	11:19:05.963	1:04.181	+0.246	20.771	22.622	20.788	4	11:22:28.131	3:01.145	+1:56.717	20.937	22.640	20.982
2	11:20:09.898	1:03.935		20.704	22.498	20.733	5	11:23:32.559	1:04.428		20.940	22.574	20.914
3	11:21:31.870	1:21.972	+18.037	25.299	35.388	21.285	6	11:24:37.314	1:04.755	+0.327	20.936	22.861	20.958
4	11:22:38.413	1:06.543	+2.608	21.205	23.969	21.369	7	11:25:43.390	1:06.076	+1.648	21.230	23.785	21.061
5	11:23:42.571	1:04.158	+0.223	20.848	22.519	20.791	(214) Bas De Laat						
6	11:24:46.716	1:04.145	+0.210	20.849	22.456	20.840	1	11:18:44.927	1:04.485		20.665	22.921	20.899
(212) Pierce Lehane							2	11:19:49.675	1:04.748	+0.263	20.929	22.889	20.930
1	11:18:42.797	1:04.388	+0.346	20.712	22.695	20.981	3	11:20:54.683	1:05.008	+0.523	21.009	22.914	21.085
2	11:19:46.953	1:04.156	+0.114	20.628	22.525	21.003	4	11:21:59.907	1:05.224	+0.739	21.222	22.910	21.092
3	11:20:50.995	1:04.042		20.644	22.538	20.860	(234) Julien Falchero						
4	11:21:55.529	1:04.534	+0.492	20.776	22.756	21.002	1	11:18:46.335	1:04.859	+0.369	21.320	22.563	20.976
5	11:22:59.840	1:04.311	+0.269	20.756	22.618	20.937	2	11:19:50.825	1:04.490		20.995	22.583	20.912
6	11:24:04.160	1:04.320	+0.278	20.828	22.539	20.953	3	11:20:55.554	1:04.729	+0.239	21.139	22.616	20.974
7	11:25:08.464	1:04.304	+0.262	20.839	22.559	20.906	4	11:22:00.560	1:05.006	+0.516	21.186	22.724	21.096
(302) Claman Zack Clamandemelo							5	11:23:05.859	1:05.299	+0.809	21.620	22.623	21.056
1	11:18:45.616	1:04.066		20.608	22.674	20.784	6	11:24:10.933	1:05.074	+0.584	21.371	22.678	21.025
2	11:19:49.774	1:04.158	+0.092	20.628	22.655	20.875	(260) Sam Smelt						
3	11:20:53.929	1:04.155	+0.089	20.677	22.605	20.873	1	11:18:47.930	1:04.604		20.938	22.834	20.832
4	11:21:58.737	1:04.808	+0.742	20.960	22.969	20.879	2	11:19:53.184	1:05.254	+0.650	21.037	23.229	20.988
5	11:23:03.136	1:04.399	+0.333	20.902	22.621	20.876	(292) Benjamin Bailly						
6	11:24:07.961	1:04.825	+0.759	20.912	22.848	21.065	1	11:19:11.126	1:04.645	+0.023	20.950	22.812	20.883
7	11:25:12.781	1:04.820	+0.754	21.150	22.680	20.990	2	11:20:15.748	1:04.622		20.766	22.851	21.005
(222) Lars Lamborelle							3	11:21:20.664	1:04.916	+0.294	21.045	22.940	20.931
1	11:18:43.868	1:04.210	+0.103	20.827	22.607	20.776	4	11:22:25.523	1:04.859	+0.237	21.012	22.824	21.023
2	11:19:48.502	1:04.634	+0.527	21.280	22.592	20.762	5	11:23:32.086	1:06.563	+1.941	22.173	23.476	20.914
3	11:20:52.609	1:04.107		20.693	22.638	20.776	6	11:24:37.549	1:05.463	+0.841	21.214	23.214	21.035
4	11:21:57.066	1:04.457	+0.350	20.996	22.601	20.860	7	11:25:42.309	1:04.760	+0.138	20.914	22.832	21.014
5	11:23:01.552	1:04.486	+0.379	20.913	22.660	20.913	(230) Alessandro Trombelli						
6	11:24:06.148	1:04.596	+0.489	21.041	22.712	20.843	1	11:18:57.945	1:04.966	+0.306	20.826	23.123	21.017
7	11:25:10.662	1:04.514	+0.407	20.984	22.599	20.931	2	11:20:02.868	1:04.923	+0.263	20.818	22.844	21.261
(204) Martin Mortensen							3	11:21:07.528	1:04.660		20.992	22.595	21.073
1	11:19:10.319	1:04.331	+0.081	20.853	22.559	20.919	4	11:22:12.244	1:04.716	+0.056	21.098	22.623	20.995
2	11:20:14.569	1:04.250		20.864	22.590	20.796	5	11:23:16.964	1:04.720	+0.060	21.040	22.595	21.085
3	11:21:19.199	1:04.630	+0.380	21.030	22.673	20.927	6	11:24:21.833	1:04.869	+0.209	21.167	22.659	21.043
4	11:22:23.725	1:04.526	+0.276	21.013	22.632	20.881	7	11:25:26.613	1:04.780	+0.120	21.104	22.631	21.045
5	11:23:35.925	1:12.200	+7.950	25.383	25.886	20.931	(328) Taylor Greenfield						
6	11:24:41.322	1:05.397	+1.147	21.822	22.633	20.942	1	11:18:57.175	1:06.143	+1.452	21.726	23.352	21.065
7	11:25:46.224	1:04.902	+0.652	20.997	22.957	20.948	2	11:20:02.368	1:05.193	+0.502	21.025	23.116	21.052
(258) Vincent Fraise							3	11:21:07.263	1:04.895	+0.204	21.181	22.754	20.960
1	11:18:02.387	1:05.490	+1.108	21.725	22.841	20.924	4	11:22:12.680	1:05.417	+0.726	21.563	22.841	21.013
2	11:19:06.769	1:04.382		20.842	22.668	20.872	5	11:23:17.371	1:04.691		21.079	22.612	21.000
3	11:20:11.305	1:04.536	+0.154	20.887	22.662	20.987	6	11:24:22.229	1:04.858	+0.167	21.101	22.752	21.005
4	11:21:19.614	1:08.309	+3.927	24.514	22.913	20.882	7	11:25:27.429	1:05.200	+0.509	21.078	23.048	21.074
5	11:22:24.128	1:04.514	+0.132	20.906	22.682	20.926							

Timekeeping M. Wagner:



Clerk of the course Thomas Lainer:

www.mylaps.com

Steward Horst Seidel:

Chief Scrutineer Paul Klassen:

Licensed to: Motorsport Events



Rotax Euro Challenge 2014 Zuera/Spain

Rotax Seniors

Zuera 1,699 Km

Free Practice 1 Even Numbers

18.07.2014 11:15

Practice (10:00 Time) started at 11:15:02

Lap	Time of Day	Lap Tm	Diff	S1 Tm	S2 Tm	S3 Tm	Lap	Time of Day	Lap Tm	Diff	S1 Tm	S2 Tm	S3 Tm
5	11:23:21.545	1:06.252	+0.170	21.694	23.177	21.381							

Timekeeping M. Wagner:

Clerk of the course Thomas Lainer:

Steward Horst Seidel:

Chief Scrutineer Paul Klaassen:



Rotax Euro Challenge 2014 Zuera/Spain

Rotax Seniors

Zuera 1,699 Km

Free Practice 1 Odd Numbers

18.07.2014 11:30

Practice (10:00 Time) started at 11:29:59

Pos	No.	Name	Nat.	Chassis	Race Team	Laps	Best Tm	Diff	Gap	In Lap	km/h
1	215	Harry Webb	GBR	Tonykart	Strawberry Racing	8	1:04.091			6	95,433
2	227	Josh White	GBR	Tonykart	Coles Racing	6	1:04.133	0.042	0.042	2	95,371
3	303	Guan Yu Zhou	GBR	Tonykart	Strawberry Racing	6	1:04.263	0.172	0.130	2	95,178
4	205	Edward Brand	GBR	Intrepid	Intrepid Driver Program	8	1:04.348	0.257	0.085	2	95,052
5	225	Constantin Schoell	AUT	FA Kart	Dan Holland Racing	6	1:04.440	0.349	0.092	5	94,916
6	289	Brett Ward	GBR	Alonso	Dan Holland Racing	8	1:04.630	0.539	0.190	2	94,637
7	255	Michael Cool	BEL	Tonykart	Bouvin Power	6	1:04.702	0.611	0.072	6	94,532
8	329	Marta Ariza	ESP	Formula K	Team Ivan Racing	5	1:04.727	0.636	0.025	2	94,495
9	319	Xavier Pozzoli	FRA	Kosmic	Sonic Racing Kart	8	1:04.738	0.647	0.011	2	94,479
10	283	Jonathan Aberdein	ZAF	Tonykart	KR Sport	8	1:04.771	0.680	0.033	6	94,431
11	307	Lukasz Bartoszek	POL	CRG	CRG S.P.A.	6	1:04.816	0.725	0.045	6	94,366
12	267	Gavin Jonk	NLD	Gillard	PDB Racing Team	7	1:04.817	0.726	0.001	5	94,364
13	333	Sam Schippers	NLD	FA Kart	Team TKP	7	1:04.862	0.771	0.045	6	94,299
14	223	Tom Grice	GBR	Tonykart	Coles Racing	4	1:04.883	0.792	0.021	4	94,268
15	331	Oliver Hodgson	GBR	Tonykart	KR Sport	8	1:04.972	0.881	0.089	7	94,139
16	327	Jack Aitken	GBR	OTK	KR Sport	8	1:05.053	0.962	0.081	7	94,022
17	335	Kezia Santoso	IDN	Gillard	PDB Racing Team	5	1:05.072	0.981	0.019	5	93,994
18	277	Max Renberg	SWE	Tonykart	RS Competition	8	1:05.209	1.118	0.137	7	93,797
19	219	Marie Bakken	NOR	Gillard	PDB Racing Team	6	1:05.304	1.213	0.095	2	93,660
20	309	Maxence Laurent	FRA	Flandria Kart	Flandria Competition Kart	8	1:05.529	1.438	0.225	3	93,339
21	241	Edward Tansley	GBR	Tonykart	Coles Racing	4	1:05.646	1.555	0.117	3	93,172
22	295	Joel Deputch	FRA	FA Kart	Race Evo	8	1:06.311	2.220	0.665	4	92,238



Rotax Euro Challenge 2014 Zuera/Spain

Rotax Seniors

Zuera 1,699 Km

Free Practice 1 Odd Numbers

18.07.2014 11:30

Practice (10:00 Time) started at 11:29:59

Lap	Time of Day	Lap Tm	Diff	S1 Tm	S2 Tm	S3 Tm	Lap	Time of Day	Lap Tm	Diff	S1 Tm	S2 Tm	S3 Tm
(215) Harry Webb													
1	11:33:26.709	1:04.723	+0.632	21.216	22.846	20.661	3	11:35:36.899	1:06.693	+1.966	21.161	23.770	21.762
2	11:34:31.370	1:04.661	+0.570	20.842	22.567	21.252	4	11:36:41.887	1:04.988	+0.261	21.229	22.747	21.012
3	11:35:37.490	1:06.120	+2.029	20.895	23.462	21.763	5	11:37:47.244	1:05.357	+0.630	21.269	22.852	21.236
4	11:36:41.894	1:04.404	+0.313	20.972	22.626	20.806	(319) Xavier Pozzoli						
5	11:37:46.335	1:04.441	+0.350	21.186	22.579	20.676	1	11:33:25.711	1:05.429	+0.691	21.563	22.721	21.145
6	11:38:50.426	1:04.091		20.697	22.603	20.791	2	11:34:30.449	1:04.738		21.000	22.684	21.054
7	11:39:54.780	1:04.354	+0.263	20.993	22.572	20.789	3	11:35:36.280	1:05.831	+1.093	21.216	23.517	21.098
8	11:40:59.143	1:04.363	+0.272	20.794	22.795	20.774	4	11:36:41.093	1:04.813	+0.075	21.088	22.740	20.985
(227) Josh White													
1	11:33:23.398	1:04.465	+0.332	20.895	22.731	20.839	5	11:37:46.369	1:05.276	+0.538	21.528	22.674	21.074
2	11:34:27.531	1:04.133		20.815	22.497	20.821	6	11:38:51.164	1:04.795	+0.057	21.097	22.671	21.027
3	11:35:31.926	1:04.395	+0.262	21.023	22.477	20.895	7	11:39:56.472	1:05.308	+0.570	21.373	22.893	21.042
4	11:36:36.415	1:04.489	+0.356	20.973	22.597	20.919	8	11:41:01.336	1:04.864	+0.126	21.148	22.677	21.039
5	11:37:48.073	1:11.658	+7.525	25.433	25.384	20.841	(283) Jonathan Aberdein						
6	11:38:52.639	1:04.566	+0.433	20.731	22.912	20.923	1	11:33:23.364	1:05.204	+0.433	21.188	22.880	21.136
(303) Guan Yu Zhou													
1	11:33:26.309	1:04.746	+0.483	21.273	22.638	20.835	2	11:34:29.058	1:05.694	+0.923	21.288	23.353	21.053
2	11:34:30.572	1:04.263		20.871	22.542	20.850	3	11:35:33.971	1:04.913	+0.142	21.127	22.741	21.045
3	11:35:35.245	1:04.673	+0.410	20.908	22.911	20.854	4	11:36:39.040	1:05.069	+0.298	21.100	22.871	21.098
4	11:36:40.241	1:04.996	+0.733	20.981	22.602	21.413	5	11:37:49.466	1:10.426	+5.655	23.629	25.708	21.089
5	11:37:44.815	1:04.574	+0.311	21.012	22.564	20.998	6	11:38:54.237	1:04.771		21.034	22.710	21.027
6	11:38:49.511	1:04.696	+0.433	21.032	22.631	21.033	7	11:39:59.146	1:04.909	+0.138	21.113	22.750	21.046
(205) Edward Brand													
1	11:33:23.891	1:04.505	+0.157	21.005	22.786	20.714	8	11:41:04.303	1:05.157	+0.386	21.137	22.909	21.111
2	11:34:28.239	1:04.348		20.932	22.643	20.773	(307) Lukasz Bartoszuk						
3	11:35:36.673	1:08.434	+4.086	23.871	23.619	20.944	1	11:33:08.153	1:04.850	+0.034	21.093	22.786	20.971
4	11:36:41.116	1:04.443	+0.095	21.012	22.630	20.801	2	11:36:19.031	3:10.878	+2:06.062	21.112	22.705	21.246
5	11:37:45.632	1:04.516	+0.168	21.126	22.556	20.834	3	11:37:23.848	1:04.817	+0.001	21.096	22.790	20.931
6	11:38:50.135	1:04.503	+0.155	21.083	22.602	20.818	4	11:38:28.777	1:04.929	+0.113	20.967	22.837	21.125
7	11:39:55.115	1:04.980	+0.632	21.364	22.771	20.845	5	11:39:34.898	1:06.121	+1.305	21.487	23.643	20.991
8	11:40:59.759	1:04.644	+0.296	21.091	22.670	20.883	6	11:40:39.714	1:04.816		21.002	22.842	20.972
(225) Constantino Schoell													
1	11:33:06.226	1:04.700	+0.260	20.978	22.853	20.869	(267) Gavin Jonk						
2	11:34:10.795	1:04.569	+0.129	20.908	22.772	20.889	1	11:33:18.634	1:05.459	+0.642	21.479	22.926	21.054
3	11:35:15.516	1:04.721	+0.281	21.040	22.712	20.969	2	11:34:29.523	1:10.889	+6.072	22.327	24.880	23.682
4	11:36:20.109	1:04.593	+0.153	20.996	22.672	20.925	3	11:35:34.482	1:04.959	+0.142	21.162	22.714	21.083
5	11:37:24.549	1:04.440		20.994	22.600	20.846	4	11:36:39.388	1:04.906	+0.089	21.168	22.773	20.965
6	11:38:29.110	1:04.561	+0.121	20.968	22.695	20.898	5	11:37:44.205	1:04.817		21.102	22.681	21.034
(289) Brett Ward													
1	11:33:04.506	1:04.691	+0.061	21.043	22.789	20.859	6	11:38:49.707	1:05.502	+0.685	21.223	22.871	21.408
2	11:34:09.136	1:04.630		20.918	22.814	20.898	7	11:39:54.739	1:05.032	+0.215	21.137	22.931	20.964
3	11:35:13.834	1:04.698	+0.068	21.076	22.754	20.868	(333) Sam Schippers						
4	11:36:18.627	1:04.793	+0.163	21.153	22.676	20.964	1	11:33:27.564	1:06.959	+2.097	22.753	23.243	20.963
5	11:37:23.468	1:04.841	+0.211	21.122	22.730	20.989	2	11:34:32.631	1:05.067	+0.205	21.148	23.035	20.884
6	11:38:29.619	1:06.151	+1.521	21.127	23.355	21.669	3	11:35:37.667	1:05.036	+0.174	21.099	22.954	20.983
7	11:39:34.750	1:05.131	+0.501	21.019	23.011	21.101	4	11:36:43.167	1:05.500	+0.638	21.064	23.488	20.948
8	11:40:39.655	1:04.905	+0.275	21.050	22.853	21.002	5	11:37:48.367	1:05.200	+0.338	21.041	22.925	21.234
(255) Michael Cool													
1	11:34:13.940	1:04.780	+0.078	21.057	22.906	20.817	6	11:38:53.229	1:04.862		21.029	22.930	20.903
2	11:35:23.501	1:09.561	+4.859	20.989	24.272	24.300	7	11:39:58.294	1:05.065	+0.203	21.129	22.940	20.996
3	11:36:37.414	1:13.913	+9.211	20.948	29.254	23.711	(223) Tom Grice						
4	11:37:53.987	1:16.573	+11.871	20.971	22.862	32.740	1	11:32:26.469	1:04.981	+0.098	21.239	22.771	20.971
5	11:39:04.142	1:10.155	+5.453	26.334	22.865	20.956	2	11:33:31.497	1:05.028	+0.145	21.197	22.883	20.948
6	11:40:08.844	1:04.702		20.891	22.817	20.994	3	11:39:01.509	5:30.012	+4:25.129	21.359	22.854	20.909
(329) Marta Ariza													
1	11:33:25.479	1:05.229	+0.502	21.369	22.815	21.045	4	11:40:06.392	1:04.883		21.144	22.696	21.043
2	11:34:30.206	1:04.727		21.073	22.719	20.935	(331) Oliver Hodgson						
(215) Harry Webb													
1	11:33:25.983	1:05.061	+0.089	21.215	22.683	21.163	1	11:33:25.983	1:05.061	+0.089	21.215	22.683	21.163
2	11:34:31.440	1:05.457	+0.485	21.324	22.975	21.158	2	11:34:31.440	1:05.457	+0.485	21.324	22.975	21.158
3	11:35:36.592	1:05.152	+0.180	21.019	22.932	21.201	3	11:35:36.592	1:05.152	+0.180	21.019	22.932	21.201
4	11:36:42.736	1:06.144	+1.172	22.148	22.907	21.089	4	11:36:42.736	1:06.144	+1.172	22.148	22.907	21.089
5	11:37:47.714	1:04.978	+0.006	21.084	22.760	21.134	5	11:37:47.714	1:04.978	+0.006	21.084	22.760	21.134
6	11:38:53.020	1:05.306	+0.334	20.929	23.225	21.152	6	11:38:53.020	1:05.306	+0.334	20.929	23.225	21.152
7	11:39:57.992	1:04.972		20.922	22.877	21.173	7	11:39:57.992	1:04.972		20.922	22.877	21.173
8	11:41:03.594	1:05.602	+0.630	21.560	22.897	21.145	8	11:41:03.594	1:05.602	+0.630	21.560	22.897	21.145

Timekeeping M. Wagner:

Clerk of the course Thomas Lainer:

www.mylaps.com

Steward Horst Seidel:

Chief Scrutineer Paul Klaassen:

Licensed to: Motorsport Events



Rotax Euro Challenge 2014 Zuera/Spain

Rotax Seniors

Zuera 1,699 Km

Free Practice 1 Odd Numbers

18.07.2014 11:30

Practice (10:00 Time) started at 11:29:59

Lap	Time of Day	Lap Tm	Diff	S1 Tm	S2 Tm	S3 Tm	Lap	Time of Day	Lap Tm	Diff	S1 Tm	S2 Tm	S3 Tm
(327) Jack Aitken													
1	11:33:24.796	1:06.666	+1.613	21.593	23.646	21.427							
2	11:34:30.060	1:05.264	+0.211	21.199	23.025	21.040							
3	11:35:35.852	1:05.792	+0.739	21.189	23.509	21.094							
4	11:36:41.566	1:05.714	+0.661	21.091	23.300	21.323							
5	11:37:47.499	1:05.933	+0.880	21.548	23.254	21.131							
6	11:38:53.131	1:05.632	+0.579	21.239	23.214	21.179							
7	11:39:58.184	1:05.053		21.017	22.943	21.093							
8	11:41:04.278	1:06.094	+1.041	21.119	23.727	21.248							
(335) Kezia Santoso													
1	11:33:12.064	1:07.032	+1.960	22.295	23.519	21.218							
2	11:34:17.244	1:05.180	+0.108	21.248	22.877	21.055							
3	11:35:22.452	1:05.208	+0.136	21.243	22.868	21.097							
4	11:38:38.306	3:15.854	+2:10.782	21.221	22.836	21.049							
5	11:39:43.378	1:05.072		21.226	22.805	21.041							
(277) Max Renberg													
1	11:32:45.351	1:05.331	+0.122	21.316	22.953	21.062							
2	11:33:50.744	1:05.393	+0.184	21.202	22.957	21.234							
3	11:34:56.284	1:05.540	+0.331	21.396	22.989	21.155							
4	11:36:01.798	1:05.514	+0.305	21.215	23.071	21.228							
5	11:37:07.066	1:05.268	+0.059	21.214	22.999	21.055							
6	11:38:12.333	1:05.267	+0.058	21.270	22.923	21.074							
7	11:39:17.542	1:05.209		21.252	22.961	20.996							
8	11:40:22.862	1:05.320	+0.111	21.261	23.016	21.043							
(219) Marie Bakken													
1	11:33:11.259	1:05.789	+0.485	21.625	23.170	20.994							
2	11:34:16.563	1:05.304		21.333	22.901	21.070							
3	11:35:22.005	1:05.442	+0.138	21.385	22.911	21.146							
4	11:36:28.471	1:06.466	+1.162	21.620	23.784	21.062							
5	11:37:43.536	1:15.065	+9.761	21.897	30.792	22.376							
6	11:38:49.878	1:06.342	+1.038	21.458	23.390	21.494							
(309) Maxence Laurent													
1	11:32:29.756	1:05.756	+0.227	21.459	23.135	21.162							
2	11:33:35.399	1:05.643	+0.114	21.421	23.056	21.166							
3	11:34:40.928	1:05.529		21.409	22.879	21.241							
4	11:35:46.612	1:05.684	+0.155	21.479	23.137	21.068							
5	11:36:52.145	1:05.533	+0.004	21.566	22.852	21.115							
6	11:37:57.751	1:05.606	+0.077	21.417	22.990	21.199							
7	11:39:03.380	1:05.629	+0.100	21.494	22.993	21.142							
8	11:40:09.487	1:06.107	+0.578	21.475	23.469	21.163							
(241) Edward Tansley													
1	11:33:27.955	1:07.733	+2.087	22.793	23.191	21.749							
2	11:34:35.479	1:07.524	+1.878	22.604	23.856	21.064							
3	11:35:41.125	1:05.646		21.233	22.970	21.443							
4	11:40:05.834	4:24.709	+3:19.063	21.287	23.652	21.072							
(295) Joel Deputch													
1	11:33:01.727	1:14.794	+8.483	22.227	23.528	29.039							
2	11:34:08.510	1:06.783	+0.472	21.834	23.447	21.502							
3	11:35:17.050	1:08.540	+2.229	22.140	24.885	21.515							
4	11:36:23.361	1:06.311		21.704	23.254	21.353							
5	11:37:29.941	1:06.580	+0.269	21.714	23.487	21.379							
6	11:38:36.274	1:06.333	+0.022	21.638	23.303	21.392							
7	11:39:42.692	1:06.418	+0.107	21.652	23.335	21.431							
8	11:40:49.826	1:07.134	+0.823	21.949	23.734	21.451							



Rotax Euro Challenge 2014 Zuera/Spain

Rotax Seniors

Zuera 1,699 Km

Free Practice 2 Even numbers

18.07.2014 13:15

Practice (10:00 Time) started at 13:15:01

Pos	No.	Name	Nat.	Chassis	Race Team	Laps	Best Tm	Diff	Gap	In Lap	km/h
1	224	Josh Price	GBR	Tonykart	Strawberry Racing	3	1:04.510			2	94,813
2	226	Jessica Backman	SWE	Tonykart	Strawberry Racing	6	1:04.639	0.129	0.129	2	94,624
3	302	Claman Zack Clamande	CAN	Intrepid	Intrepid Driver Program	6	1:04.658	0.148	0.019	2	94,596
4	222	Lars Lamborelle	NLD	Tonykart	Strawberry Racing	6	1:04.701	0.191	0.043	2	94,533
5	286	Victor Oberg	SWE	Gillard	PDB Racing Team	6	1:04.766	0.256	0.065	4	94,438
6	258	Vincent Fraise	FRA	Sodikart	Sodikart	6	1:04.822	0.312	0.056	4	94,357
7	212	Pierce Lehane	GBR	Alonso	Dan Holland Racing	6	1:04.874	0.364	0.052	6	94,281
8	306	Max Aitken	GBR	OTK	KR Sport	6	1:04.905	0.395	0.031	4	94,236
9	248	Philip Vollstedt	DNK	Tonykart	RS Competition	6	1:05.044	0.534	0.139	3	94,035
10	230	Alessandro Trombelli	ITA	Kosmic	Sinergy Motorsport	4	1:05.059	0.549	0.015	2	94,013
11	234	Julien Falchero	FRA	Kosmic	Sonic Racing Kart	6	1:05.103	0.593	0.044	2	93,950
12	214	Bas De Laat	NLD	Gillard	PDB Racing Team	6	1:05.127	0.617	0.024	4	93,915
13	204	Martin Mortensen	DNK	Tonykart	RS Competition	8	1:05.167	0.657	0.040	2	93,857
14	250	Joseph Reilly	GBR	Tonykart	Strawberry Racing	4	1:05.167	0.657		3	93,857
15	330	Tomoki Takahasi	JPN	Intrepid	Intrepid Driver Program	6	1:05.179	0.669	0.012	2	93,840
16	218	Petr Bezel	CZE	MS Kart	MS Kart Racing Team	6	1:05.212	0.702	0.033	2	93,793
17	332	Jakub Kadlcak	CZE	Sodikart	Sodi Race Tech s.r.o.	5	1:05.250	0.740	0.038	5	93,738
18	292	Benjamin Bailly	DNK	Tonykart	RS Competition	5	1:05.257	0.747	0.007	2	93,728
19	208	Glenn Van Parijs	BEL	Tonykart	Bouvin Power	6	1:05.263	0.753	0.006	2	93,719
20	210	Luke Varley	GBR	Birel	KMS Birel Motorsport	6	1:05.289	0.779	0.026	2	93,682
21	260	Sam Smelt	GBR	Kosmic	Aim Motorsport	6	1:05.290	0.780	0.001	2	93,681
22	256	Marc Gonzalez	ESP	Kosmic	Binakart	6	1:05.336	0.826	0.046	2	93,615
23	228	Nicolas Picot	FRA	Sodikart	Kart Pro Racing	7	1:05.359	0.849	0.023	1	93,582
24	246	Maksim Shtotland	RUS	FA Kart	Mayak Racing	6	1:05.361	0.851	0.002	3	93,579
25	220	Abdullah Al Rawahi	OMN	DR	Msport	6	1:05.407	0.897	0.046	3	93,513
26	324	Antoni Ptak	POL	Birel	KMS Birel Motorsport	6	1:05.446	0.936	0.039	2	93,457
27	308	Dionisios Marcu	ROU	CRG	CRG S.P.A.	6	1:05.463	0.953	0.017	3	93,433
28	328	Taylor Greenfield	PER	Gillard	PDB Racing Team	6	1:05.639	1.129	0.176	4	93,182
29	266	Christian Loft	DNK	Tonykart	RS Competition	5	1:05.722	1.212	0.083	5	93,065
30	296	Jose Sierra	MEX	Tonykart	Kids to Win	6	1:06.055	1.545	0.333	2	92,596
31	326	Michael Buchholz	ZAF	Intrepid	Intrepid Driver Program	8	1:06.176	1.666	0.121	1	92,426
32	334	Faisal Al Zubair	OMN	DR	Msport	6	1:06.224	1.714	0.048	2	92,359

Timekeeping M. Wagner:

Clerk of the course Thomas Lainer:

Steward Horst Seidel:

Chief Scrutineer Paul Klaassen:

www.mylaps.com

Printed: 18.07.2014 13:26:55

posted at: h

Licensed to: Motorsport Events



Rotax Euro Challenge 2014 Zuera/Spain

Rotax Seniors

Zuera 1,699 Km

Free Practice 2 Even numbers

18.07.2014 13:15

Practice (10:00 Time) started at 13:15:01

Lap	Time of Day	Lap Tm	Diff	S1 Tm	S2 Tm	S3 Tm
(224) Josh Price						
1	13:20:31.241	1:20.551	+16.041	27.005	32.377	21.169
2	13:21:35.751	1:04.510		20.730	22.778	21.002
3	13:22:40.443	1:04.692	+0.182	20.866		

Lap	Time of Day	Lap Tm	Diff	S1 Tm	S2 Tm	S3 Tm
(226) Jessica Backman						
1	13:20:30.529	1:18.922	+14.283	23.541	34.001	21.380
2	13:21:35.168	1:04.639		20.823	22.817	20.999
3	13:22:40.364	1:05.196	+0.557	20.941		
4	13:23:45.440	1:05.076	+0.437			
5	13:24:52.556	1:07.116	+2.477			
6	13:25:57.786	1:05.230	+0.591			

Lap	Time of Day	Lap Tm	Diff	S1 Tm	S2 Tm	S3 Tm
(302) Claman Zack Clamandemelo						
1	13:20:28.287	1:06.740	+2.082	21.377	24.407	20.956
2	13:21:32.945	1:04.658		20.710	22.968	20.980
3	13:22:37.797	1:04.852	+0.194	21.087		
4	13:23:42.652	1:04.855	+0.197			
5	13:24:52.156	1:09.504	+4.846			
6	13:25:57.308	1:05.152	+0.494			

Lap	Time of Day	Lap Tm	Diff	S1 Tm	S2 Tm	S3 Tm
(222) Lars Lamborelle						
1	13:20:31.307	1:20.464	+15.763	27.034	32.525	20.905
2	13:21:36.008	1:04.701		20.809	22.882	21.010
3	13:22:40.961	1:04.953	+0.252	20.927		
4	13:23:45.922	1:04.961	+0.260			
5	13:24:51.703	1:05.781	+1.080			
6	13:25:57.083	1:05.380	+0.679			

Lap	Time of Day	Lap Tm	Diff	S1 Tm	S2 Tm	S3 Tm
(286) Victor Oberg						
1	13:20:34.848	1:10.071	+5.305	21.178	27.480	21.413
2	13:21:39.772	1:04.924	+0.158	20.926	22.790	21.208
3	13:22:44.757	1:04.985	+0.219	21.017		
4	13:23:49.523	1:04.766				
5	13:24:55.108	1:05.585	+0.819			
6	13:26:00.397	1:05.289	+0.523			

Lap	Time of Day	Lap Tm	Diff	S1 Tm	S2 Tm	S3 Tm
(258) Vincent Fraisse						
1	13:20:29.749	1:18.834	+14.012	23.839	34.038	20.957
2	13:21:34.858	1:05.109	+0.287	20.971	23.117	21.021
3	13:22:40.677	1:05.819	+0.997	21.494		
4	13:23:45.499	1:04.822				
5	13:24:55.518	1:10.019	+5.197			
6	13:26:01.251	1:05.733	+0.911			

Lap	Time of Day	Lap Tm	Diff	S1 Tm	S2 Tm	S3 Tm
(212) Pierce Lehane						
1	13:20:27.353	1:06.481	+1.607	21.003	24.504	20.974
2	13:21:32.250	1:04.897	+0.023	20.946	22.834	21.117
3	13:22:48.375	1:16.125	+11.251	24.903		
4	13:23:53.302	1:04.927	+0.053			
5	13:24:58.346	1:05.044	+0.170			
6	13:26:03.220	1:04.874				

Lap	Time of Day	Lap Tm	Diff	S1 Tm	S2 Tm	S3 Tm
(306) Max Aitken						
1	13:20:35.654	1:12.898	+7.993	21.168	29.827	21.903
2	13:21:41.149	1:05.495	+0.590	21.658	22.891	20.946
3	13:22:46.141	1:04.992	+0.087			
4	13:23:51.046	1:04.905				
5	13:24:59.619	1:08.573	+3.668			
6	13:26:05.089	1:05.470	+0.565			

Lap	Time of Day	Lap Tm	Diff	S1 Tm	S2 Tm	S3 Tm
(248) Philip Vollstedt						
1	13:20:28.726	1:07.472	+2.428	21.190	25.152	21.130
2	13:21:34.374	1:05.648	+0.604	21.237	23.225	21.186
3	13:22:39.418	1:05.044		20.950		

Lap	Time of Day	Lap Tm	Diff	S1 Tm	S2 Tm	S3 Tm
4	13:23:44.975	1:05.557	+0.513			
5	13:24:50.693	1:05.718	+0.674			
6	13:25:56.566	1:05.873	+0.829			

Lap	Time of Day	Lap Tm	Diff	S1 Tm	S2 Tm	S3 Tm
(230) Alessandro Trombelli						
1	13:21:54.621	1:05.318	+0.259	21.474	22.792	21.052
2	13:22:59.680	1:05.059				
3	13:24:04.902	1:05.222	+0.163			
4	13:25:10.215	1:05.313	+0.254			

Lap	Time of Day	Lap Tm	Diff	S1 Tm	S2 Tm	S3 Tm
(234) Julien Falchero						
1	13:20:31.778	1:09.941	+4.838	21.363	27.558	21.020
2	13:21:36.881	1:05.103		21.140	22.831	21.132
3	13:22:42.323	1:05.442	+0.339	21.220		
4	13:23:47.785	1:05.462	+0.359			
5	13:24:53.614	1:05.829	+0.726			
6	13:25:59.633	1:06.019	+0.916			

Lap	Time of Day	Lap Tm	Diff	S1 Tm	S2 Tm	S3 Tm
(214) Bas De Laat						
1	13:20:35.699	1:12.089	+6.962	21.280	29.053	21.756
2	13:21:40.900	1:05.201	+0.074	21.076	23.031	21.094
3	13:22:46.376	1:05.476	+0.349			
4	13:23:51.503	1:05.127				
5	13:24:57.561	1:06.058	+0.931			
6	13:26:02.948	1:05.387	+0.260			

Lap	Time of Day	Lap Tm	Diff	S1 Tm	S2 Tm	S3 Tm
(204) Martin Mortensen						
1	13:17:56.723	1:12.204	+7.037	24.647	24.789	22.768
2	13:19:01.890	1:05.167		21.221	22.736	21.210
3	13:20:07.249	1:05.359	+0.192	21.259	22.881	21.219
4	13:21:12.607	1:05.358	+0.191	21.251	22.936	21.171
5	13:22:18.777	1:06.170	+1.003	21.450	23.363	21.357
6	13:23:24.136	1:05.359	+0.192			
7	13:24:29.637	1:05.501	+0.334			
8	13:25:35.282	1:05.645	+0.478			

Lap	Time of Day	Lap Tm	Diff	S1 Tm	S2 Tm	S3 Tm
(250) Joseph Reilly						
1	13:20:36.830	1:09.920	+4.753	21.006	23.305	25.609
2	13:21:42.401	1:05.571	+0.404	22.142	22.586	20.843
3	13:22:47.568	1:05.167				
4	13:23:53.829	1:06.261	+1.094			

Lap	Time of Day	Lap Tm	Diff	S1 Tm	S2 Tm	S3 Tm
(330) Tomoki Takahasi						
1	13:20:31.333	1:18.429	+13.250	22.518	34.250	21.661
2	13:21:36.512	1:05.179		21.135	23.004	21.040
3	13:22:42.142	1:05.630	+0.451	21.660		
4	13:23:48.375	1:06.233	+1.054			
5	13:24:54.019	1:05.644	+0.465			
6	13:25:59.967	1:05.948	+0.769			

Lap	Time of Day	Lap Tm	Diff	S1 Tm	S2 Tm	S3 Tm
(218) Petr Bezel						
1	13:20:28.178	1:07.033	+1.821	21.001	24.812	21.220
2	13:21:33.390	1:05.212		21.221	22.921	21.070
3	13:22:38.933	1:05.543	+0.331	21.345		
4	13:23:44.629	1:05.696	+0.484			
5	13:24:51.490	1:06.861	+1.649			
6	13:25:57.738	1:06.248	+1.036			

Lap	Time of Day	Lap Tm	Diff	S1 Tm	S2 Tm	S3 Tm
(332) Jakub Kadlcak						
1	13:20:43.647	1:05.527	+0.277	21.437	23.036	21.054
2	13:21:48.955	1:05.308	+0.058	21.248	23.035	21.025
3	13:22:54.395	1:05.440	+0.190			
4	13:24:14.504	1:20.109	+14.859			
5	13:25:19.754	1:05.250				

Lap	Time of Day	Lap Tm	Diff	S1 Tm	S2 Tm	S3 Tm
(292) Benjamin Bailly						





Rotax Euro Challenge 2014 Zuera/Spain

Rotax Seniors

Zuera 1,699 Km

Free Practice 2 Even numbers

18.07.2014 13:15

Practice (10:00 Time) started at 13:15:01

Lap	Time of Day	Lap Tm	Diff	S1 Tm	S2 Tm	S3 Tm
1	13:21:40.286	1:10.972	+5.715	20.898	25.108	24.966
2	13:22:45.543	1:05.257				
3	13:23:50.901	1:05.358	+0.101			
4	13:24:56.589	1:05.688	+0.431			
5	13:26:02.017	1:05.428	+0.171			

Lap	Time of Day	Lap Tm	Diff	S1 Tm	S2 Tm	S3 Tm
3	13:22:39.417	1:11.913	+6.467	21.398		
4	13:23:45.767	1:06.350	+0.904			
5	13:24:52.114	1:06.347	+0.901			
6	13:25:58.024	1:05.910	+0.464			

(208) Glenn Van Parijs

1	13:20:34.132	1:06.450	+1.187	21.376	23.613	21.461
2	13:21:39.395	1:05.263		21.170	22.893	21.200
3	13:22:45.084	1:05.689	+0.426	21.319		
4	13:23:50.798	1:05.714	+0.451			
5	13:24:56.809	1:06.011	+0.748			
6	13:26:02.345	1:05.536	+0.273			

(308) Dionisios Marcu

1	13:17:30.796	1:05.530	+0.067	21.426	22.794	21.310
2	13:21:12.832	3:42.036	+2:36.573	21.540	24.702	21.117
3	13:22:18.295	1:05.463		21.295	22.975	21.193
4	13:23:23.839	1:05.544	+0.081			
5	13:24:29.963	1:06.124	+0.661			
6	13:25:35.873	1:05.910	+0.447			

(210) Luke Varley

1	13:20:21.513	1:11.815	+6.526	25.999	24.610	21.206
2	13:21:26.802	1:05.289		21.308	22.813	21.168
3	13:22:45.394	1:18.592	+13.303	32.539		
4	13:23:50.965	1:05.571	+0.282			
5	13:24:58.058	1:07.093	+1.804			
6	13:26:06.344	1:08.286	+2.997			

(328) Taylor Greenfield

1	13:20:29.376	1:06.474	+0.835	21.230	24.090	21.154
2	13:21:35.460	1:06.084	+0.445	21.079	23.576	21.429
3	13:22:41.306	1:05.846	+0.207	21.299		
4	13:23:46.945	1:05.639				
5	13:24:53.819	1:06.874	+1.235			
6	13:25:59.881	1:06.062	+0.423			

(260) Sam Smelt

1	13:20:32.566	1:11.048	+5.758	21.378	28.407	21.263
2	13:21:37.856	1:05.290		21.027	23.106	21.157
3	13:22:43.317	1:05.461	+0.171	21.136		
4	13:23:48.802	1:05.485	+0.195			
5	13:25:00.258	1:11.456	+6.166			
6	13:26:06.037	1:05.779	+0.489			

(266) Christian Loft

1	13:17:49.709	1:05.805	+0.083	21.458	23.181	21.166
2	13:18:55.514	1:05.805	+0.083	21.431	23.122	21.252
3	13:20:01.480	1:05.966	+0.244	21.467	23.203	21.296
4	13:23:58.538	3:57.058	+2:51.336	21.491	23.103	3:12.464
5	13:25:04.260	1:05.722				

(256) Marc Gonzalez

1	13:20:30.330	1:18.837	+13.501	23.801	33.941	21.095
2	13:21:35.666	1:05.336		21.226	22.778	21.332
3	13:22:41.429	1:05.763	+0.427	21.448		
4	13:23:46.967	1:05.538	+0.202			
5	13:24:52.876	1:05.909	+0.573			
6	13:25:58.641	1:05.765	+0.429			

(296) Jose Sierra

1	13:20:22.926	1:12.859	+6.804	23.716	27.797	21.346
2	13:21:28.981	1:06.055		21.568	23.138	21.349
3	13:22:35.286	1:06.305	+0.250	21.553		
4	13:23:46.384	1:11.098	+5.043			
5	13:24:53.439	1:07.055	+1.000			
6	13:26:00.503	1:07.064	+1.009			

(228) Nicolas Picot

1	13:19:00.772	1:05.359		21.359	22.916	21.084
2	13:20:27.550	1:26.778	+21.419	25.157	40.197	21.424
3	13:21:33.203	1:05.653	+0.294	21.211	23.365	21.077
4	13:22:38.747	1:05.544	+0.185	21.435		
5	13:23:45.158	1:06.411	+1.052			
6	13:24:51.062	1:05.904	+0.545			
7	13:25:57.000	1:05.938	+0.579			

(326) Michael Buchholz

1	13:17:45.590	1:06.176		21.458	23.157	21.561
2	13:18:51.986	1:06.396	+0.220	21.584	23.300	21.512
3	13:19:58.517	1:06.531	+0.355	21.601	23.333	21.597
4	13:21:04.845	1:06.328	+0.152	21.618	23.230	21.480
5	13:22:11.144	1:06.299	+0.123	21.618	23.196	21.485
6	13:23:17.415	1:06.271	+0.095			
7	13:24:30.711	1:13.296	+7.120			
8	13:25:36.918	1:06.207	+0.031			

(246) Maksim Shtotland

1	13:20:32.850	1:10.954	+5.593	21.588	28.018	21.348
2	13:21:38.576	1:05.726	+0.365	21.037	22.947	21.742
3	13:22:43.937	1:05.361		21.176		
4	13:23:49.429	1:05.492	+0.131			
5	13:24:55.485	1:06.056	+0.695			
6	13:26:01.486	1:06.001	+0.640			

(334) Faisal Al Zubair

1	13:20:32.039	1:18.755	+12.531	23.621	33.675	21.459
2	13:21:38.263	1:06.224		21.265	23.318	21.641
3	13:22:44.697	1:06.434	+0.210	21.409		
4	13:23:51.948	1:07.251	+1.027			
5	13:24:58.815	1:06.867	+0.643			
6	13:26:05.480	1:06.665	+0.441			

(220) Abdullah Al Rawahi

1	13:20:28.884	1:07.681	+2.274	22.404	24.156	21.121
2	13:21:34.461	1:05.577	+0.170	21.010	23.373	21.194
3	13:22:39.868	1:05.407		21.073		
4	13:23:45.278	1:05.410	+0.003			
5	13:24:51.943	1:06.665	+1.258			
6	13:25:58.700	1:06.757	+1.350			

(324) Antoni Ptak

1	13:20:22.058	1:12.058	+6.612	23.607	27.102	21.349
2	13:21:27.504	1:05.446		21.339	22.927	21.180

Timekeeping M. Wagner:

Clerk of the course Thomas Lainer:

www.mylaps.com

Steward Horst Seidel:

Chief Scrutineer Paul Klaassen:

Licensed to: Motorsport Events



Rotax Euro Challenge 2014 Zuera/Spain

Rotax Seniors

Zuera 1,699 Km

Free Practice 2 Odd numbers

18.07.2014 13:30

Practice (10:00 Time) started at 13:30:00

Pos	No.	Name	Nat.	Chassis	Race Team	Laps	Best Tm	Diff	Gap	In Lap	km/h
1	215	Harry Webb	GBR	Tonykart	Strawberry Racing	5	1:04.162			1	95,327
2	205	Edward Brand	GBR	Intrepid	Intrepid Driver Program	6	1:04.466	0.304	0.304	6	94,878
3	255	Michael Cool	BEL	Tonykart	Bouvin Power	5	1:04.754	0.592	0.288	5	94,456
4	303	Guan Yu Zhou	GBR	Tonykart	Strawberry Racing	5	1:04.831	0.669	0.077	3	94,344
5	227	Josh White	GBR	Tonykart	Coles Racing	4	1:04.980	0.818	0.149	2	94,127
6	331	Oliver Hodgson	GBR	Tonykart	KR Sport	5	1:05.021	0.859	0.041	2	94,068
7	289	Brett Ward	GBR	Alonso	Dan Holland Racing	5	1:05.102	0.940	0.081	2	93,951
8	307	Lukasz Bartoszuk	POL	CRG	CRG S.P.A.	5	1:05.167	1.005	0.065	5	93,857
9	223	Tom Grice	GBR	Tonykart	Coles Racing	3	1:05.171	1.009	0.004	2	93,852
10	225	Constantin Schoell	AUT	FA Kart	Dan Holland Racing	5	1:05.199	1.037	0.028	3	93,811
11	267	Gavin Jonk	NLD	Gillard	PDB Racing Team	5	1:05.231	1.069	0.032	3	93,765
12	327	Jack Aitken	GBR	OTK	KR Sport	5	1:05.346	1.184	0.115	3	93,600
13	335	Kezia Santoso	IDN	Gillard	PDB Racing Team	5	1:05.390	1.228	0.044	4	93,537
14	283	Jonathan Aberdein	ZAF	Tonykart	KR Sport	5	1:05.405	1.243	0.015	3	93,516
15	277	Max Renberg	SWE	Tonykart	RS Competition	6	1:05.483	1.321	0.078	6	93,404
16	333	Sam Schippers	NLD	FA Kart	Team TKP	3	1:05.508	1.346	0.025	2	93,369
17	319	Xavier Pozzoli	FRA	Kosmic	Sonic Racing Kart	5	1:05.642	1.480	0.134	4	93,178
18	219	Marie Bakken	NOR	Gillard	PDB Racing Team	3	1:05.828	1.666	0.186	1	92,915
19	241	Edward Tansley	GBR	Tonykart	Coles Racing	5	1:05.896	1.734	0.068	5	92,819
20	309	Maxence Laurent	FRA	Flandria Kart	Flandria Competition Kart	6	1:06.020	1.858	0.124	2	92,645
21	295	Joel Deputch	FRA	FA Kart	Race Evo	7	1:06.261	2.099	0.241	1	92,308
22	329	Marta Ariza	ESP	Formula K	Team Ivan Racing					0	-



Rotax Euro Challenge 2014 Zuera/Spain

Rotax Seniors

Zuera 1,699 Km

Free Practice 2 Odd numbers

18.07.2014 13:30

Practice (10:00 Time) started at 13:30:00

Lap	Time of Day	Lap Tm	Diff	S1 Tm	S2 Tm	S3 Tm	Lap	Time of Day	Lap Tm	Diff	S1 Tm	S2 Tm	S3 Tm							
(215) Harry Webb							(267) Gavin Jonk													
1	13:35:45.965	1:04.162		20.701	22.576	20.885	1	13:35:33.479	1:05.715	+0.484	21.466	22.881	21.368							
2	13:36:50.470	1:04.505	+0.343	20.932	22.474	21.099	2	13:36:38.978	1:05.499	+0.268	21.391	22.771	21.337							
3	13:37:54.953	1:04.483	+0.321	20.659	22.564	21.260	3	13:37:44.209	1:05.231		21.288	22.748	21.195							
4	13:38:59.599	1:04.646	+0.484	20.802	22.842	21.002	4	13:38:54.476	1:10.267	+5.036	21.273	23.005	25.989							
5	13:40:04.518	1:04.919	+0.757	20.843	23.148	20.928	5	13:39:59.989	1:05.513	+0.282	21.575	22.715	21.223							
(205) Edward Brand							(327) Jack Aitken													
1	13:35:40.194	1:05.263	+0.797	21.405	22.836	21.022	1	13:35:40.935	1:05.750	+0.404	21.620	22.976	21.154							
2	13:36:45.004	1:04.810	+0.344	21.181	22.629	21.000	2	13:36:46.932	1:05.997	+0.651	21.371	23.050	21.576							
3	13:37:49.827	1:04.823	+0.357	21.055	22.805	20.963	3	13:37:52.278	1:05.346		21.222	22.908	21.216							
4	13:38:54.646	1:04.819	+0.353	21.147	22.708	20.964	4	13:38:59.689	1:07.411	+2.065	22.349	23.081	21.981							
5	13:39:59.324	1:04.678	+0.212	21.059	22.700	20.919	5	13:40:05.712	1:06.023	+0.677	21.082	23.648	21.293							
6	13:41:03.790	1:04.466		20.794	22.684	20.988	(335) Kezia Santoso													
(255) Michael Cool							1	13:35:43.697	1:08.155	+2.765	22.009	24.754	21.392							
1	13:35:45.974	1:05.145	+0.391	21.051	22.892	21.202	2	13:36:49.573	1:05.876	+0.486	21.184	23.186	21.506							
2	13:36:51.459	1:05.485	+0.731	21.256	23.077	21.152	3	13:37:55.810	1:06.237	+0.847	21.554	23.576	21.107							
3	13:37:56.533	1:05.074	+0.320	20.913	22.869	21.292	4	13:39:01.200	1:05.390		21.336	23.023	21.031							
4	13:39:01.656	1:05.123	+0.369	21.170	22.769	21.184	5	13:40:06.667	1:05.467	+0.077	21.208	23.112	21.147							
5	13:40:06.410	1:04.754		20.754	22.853	21.147	(283) Jonathan Aberdein													
(303) Guan Yu Zhou							1	13:35:32.933	1:05.823	+0.418	21.304	23.017	21.502							
1	13:35:45.265	1:05.135	+0.304	21.178	23.006	20.951	2	13:36:38.506	1:05.573	+0.168	21.460	22.935	21.178							
2	13:36:50.177	1:04.912	+0.081	21.107	22.605	21.200	3	13:37:43.911	1:05.405		21.244	22.914	21.247							
3	13:37:55.008	1:04.831		21.118	22.704	21.009	4	13:38:49.672	1:05.761	+0.356	21.296	23.031	21.434							
4	13:39:00.300	1:05.292	+0.461	21.100	23.178	21.014	5	13:39:56.608	1:06.936	+1.531	21.329	22.938	22.669							
5	13:40:05.385	1:05.085	+0.254	20.852	23.105	21.128	(277) Max Renberg													
(227) Josh White							1	13:34:32.519	1:09.387	+3.904	21.460	23.698	24.229							
1	13:35:41.705	1:05.062	+0.082	21.077	23.013	20.972	2	13:35:38.562	1:06.043	+0.560	21.448	23.191	21.404							
2	13:36:46.685	1:04.980		21.026	22.818	21.136	3	13:36:44.762	1:06.200	+0.717	21.906	23.062	21.232							
3	13:37:52.311	1:05.626	+0.646	21.129	22.856	21.641	4	13:37:50.425	1:05.663	+0.180	21.480	23.034	21.149							
4	13:38:58.452	1:06.141	+1.161	22.242	22.843	21.056	5	13:38:56.159	1:05.734	+0.251	21.343	23.110	21.281							
(331) Oliver Hodgson							6	13:40:01.642	1:05.483		21.325	22.982	21.176							
1	13:35:41.957	1:05.250	+0.229	21.132	23.090	21.028	(333) Sam Schippers													
2	13:36:46.978	1:05.021		21.303	22.770	20.948	1	13:35:47.035	1:05.558	+0.050	21.426	23.127	21.005							
3	13:37:52.090	1:05.112	+0.091	20.966	22.906	21.240	2	13:36:52.543	1:05.508		21.322	23.157	21.029							
4	13:38:57.316	1:05.226	+0.205	21.253	22.831	21.142	3	13:37:58.178	1:05.635	+0.127	21.332	23.195	21.108							
5	13:40:02.537	1:05.221	+0.200	21.206	22.907	21.108	(319) Xavier Pozzoli													
(289) Brett Ward							1	13:35:41.373	1:06.251	+0.609	22.153	22.934	21.164							
1	13:35:43.086	1:05.171	+0.069	21.105	22.933	21.133	2	13:36:47.388	1:06.015	+0.373	22.046	22.744	21.225							
2	13:36:48.188	1:05.102		21.293	22.632	21.177	3	13:37:53.458	1:06.070	+0.428	21.463	23.375	21.232							
3	13:37:53.691	1:05.503	+0.401	21.135	23.168	21.200	4	13:38:59.100	1:05.642		21.598	22.885	21.159							
4	13:38:59.044	1:05.353	+0.251	21.113	23.062	21.178	5	13:40:05.068	1:05.968	+0.326	21.114	23.670	21.184							
5	13:40:04.513	1:05.469	+0.367	21.039	23.165	21.265	(219) Marie Bakken													
(307) Lukasz Bartoszuk							1	13:35:44.556	1:05.828		21.445	23.155	21.228							
1	13:35:42.923	1:05.938	+0.771	21.254	23.364	21.320	2	13:36:50.639	1:06.083	+0.255	21.366	22.890	21.827							
2	13:36:49.407	1:06.484	+1.317	21.534	23.708	21.242	3	13:37:56.609	1:05.970	+0.142	21.217	23.255	21.498							
3	13:37:54.754	1:05.347	+0.180	21.243	22.885	21.219	(241) Edward Tansley													
4	13:39:00.602	1:05.848	+0.681	21.520	23.084	21.244	1	13:35:41.622	1:06.207	+0.311	21.726	23.179	21.302							
5	13:40:05.769	1:05.167		21.034	22.941	21.192	2	13:36:47.645	1:06.023	+0.127	21.844	23.082	21.097							
(223) Tom Grice							3	13:37:53.929	1:06.284	+0.388	21.202	23.847	21.235							
1	13:36:55.220	1:05.214	+0.043	21.382	22.803	21.029	4	13:39:00.209	1:06.280	+0.384	21.556	23.538	21.186							
2	13:38:00.391	1:05.171		21.294	22.818	21.059	5	13:40:06.105	1:05.896		21.737	22.999	21.160							
3	13:39:05.710	1:05.319	+0.148	21.363	22.870	21.086	(309) Maxence Laurent													
(225) Constantino Schoell							1	13:35:31.051	1:06.198	+0.178	21.529	23.127	21.542							
1	13:35:43.369	1:08.232	+3.033	22.396	24.180	21.656	2	13:36:37.071	1:06.020		21.558	23.077	21.385							
2	13:36:49.033	1:05.664	+0.465	21.207	23.321	21.136														
3	13:37:54.232	1:05.199		21.208	22.838	21.153														

Timekeeping M. Wagner:



Clerk of the course Thomas Lainer:

www.mylaps.com

Steward Horst Seidel:

Chief Scrutineer Paul Klaassen:

Licensed to: Motorsport Events



Rotax Euro Challenge 2014 Zuera/Spain

Rotax Seniors

Zuera 1,699 Km

Free Practice 2 Odd numbers

18.07.2014 13:30

Practice (10:00 Time) started at 13:30:00

Lap	Time of Day	Lap Tm	Diff	S1 Tm	S2 Tm	S3 Tm	Lap	Time of Day	Lap Tm	Diff	S1 Tm	S2 Tm	S3 Tm
3	13:37:43.276	1:06.205	+0.185	21.607	23.205	21.393							
4	13:38:49.673	1:06.397	+0.377	21.722	23.060	21.615							
5	13:39:55.861	1:06.188	+0.168	21.631	23.116	21.441							
6	13:41:02.279	1:06.418	+0.398	21.771	23.237	21.410							

(295) Joel Deputch

1	13:33:14.072	1:06.261		21.416	23.522	21.323
2	13:34:23.846	1:09.774	+3.513	22.730	25.530	21.514
3	13:35:31.147	1:07.301	+1.040	21.562	23.826	21.913
4	13:36:39.403	1:08.256	+1.995	22.142	23.745	22.369
5	13:37:46.199	1:06.796	+0.535	21.713	23.694	21.389
6	13:38:52.576	1:06.377	+0.116	21.375	23.585	21.417
7	13:39:59.250	1:06.674	+0.413	21.446	23.778	21.450



Rotax Euro Challenge 2014 Zuera/Spain

Rotax Seniors

Zuera 1,699 Km

Qualifying Practice Group S1

18.07.2014 15:00

Qualifying (10:00 Time) started at 15:00:01

Pos	No.	Name	Nat.	Chassis	Race Team	Laps	Best Tm	Diff	Gap	In Lap	km/h
1	210	Luke Varley	GBR	Birel	KMS Birel Motorsport	4	1:04.993			3	94,109
2	331	Oliver Hodgson	GBR	Tonykart	KR Sport	6	1:05.043	0.050	0.050	3	94,036
3	255	Michael Cool	BEL	Tonykart	Bouvin Power	6	1:05.051	0.058	0.008	4	94,025
4	214	Bas De Laat	NLD	Gillard	PDB Racing Team	4	1:05.053	0.060	0.002	2	94,022
5	208	Glenn Van Parijs	BEL	Tonykart	Bouvin Power	6	1:05.215	0.222	0.162	4	93,788
6	220	Abdullah Al Rawahi	OMN	DR	Msport	6	1:05.217	0.224	0.002	3	93,785
7	227	Josh White	GBR	Tonykart	Coles Racing	4	1:05.266	0.273	0.049	4	93,715
8	260	Sam Smelt	GBR	Kosmic	Aim Motorsport	6	1:05.355	0.362	0.089	2	93,587
9	330	Tomoki Takahasi	JPN	Intrepid	Intrepid Driver Program	6	1:05.357	0.364	0.002	3	93,584
10	286	Victor Oberg	SWE	Gillard	PDB Racing Team	6	1:05.359	0.366	0.002	2	93,582
11	222	Lars Lamborelle	NLD	Tonykart	Strawberry Racing	6	1:05.370	0.377	0.011	3	93,566
12	256	Marc Gonzalez	ESP	Kosmic	Binakart	6	1:05.393	0.400	0.023	4	93,533
13	258	Vincent Fraise	FRA	Sodikart	Sodikart	6	1:05.471	0.478	0.078	2	93,422
14	204	Martin Mortensen	DNK	Tonykart	RS Competition	7	1:05.485	0.492	0.014	5	93,402
15	228	Nicolas Picot	FRA	Sodikart	Kart Pro Racing	6	1:05.487	0.494	0.002	4	93,399
16	234	Julien Falchero	FRA	Kosmic	Sonic Racing Kart	6	1:05.500	0.507	0.013	2	93,380
17	218	Petr Bezel	CZE	MS Kart	MS Kart Racing Team	6	1:05.507	0.514	0.007	3	93,370
18	327	Jack Aitken	GBR	OTK	KR Sport	6	1:05.552	0.559	0.045	3	93,306
19	333	Sam Schippers	NLD	FA Kart	Team TKP	5	1:05.688	0.695	0.136	2	93,113
20	241	Edward Tansley	GBR	Tonykart	Coles Racing	6	1:05.811	0.818	0.123	2	92,939
21	329	Marta Ariza	ESP	Formula K	Team Ivan Racing	6	1:05.842	0.849	0.031	4	92,895
22	289	Brett Ward	GBR	Alonso	Dan Holland Racing	5	1:05.847	0.854	0.005	2	92,888
23	283	Jonathan Aberdein	ZAF	Tonykart	KR Sport	6	1:05.896	0.903	0.049	2	92,819
24	266	Christian Loft	DNK	Tonykart	RS Competition	6	1:05.983	0.990	0.087	4	92,697
25	326	Michael Buchholz	ZAF	Intrepid	Intrepid Driver Program	6	1:06.400	1.407	0.417	3	92,114
26	246	Maksim Shtotland	RUS	FA Kart	Mayak Racing	2	1:06.722	1.729	0.322	2	91,670
27	306	Max Aitken	GBR	OTK	KR Sport	1	1:17.572	12.579	10.850	1	78,848

Announcements

These results are provisional until the conclusion of any judicial and technical matters!



Rotax Euro Challenge 2014 Zuera/Spain

Rotax Seniors

Zuera 1,699 Km

Qualifying Practice Group S1

18.07.2014 15:00

Qualifying (10:00 Time) started at 15:00:01

Lap	Time of Day	Lap Tm	Diff	S1 Tm	S2 Tm	S3 Tm
(210) Luke Varley						
1	15:07:40.327	1:12.535	+7.542	26.600	24.666	21.269
2	15:08:45.752	1:05.425	+0.432	21.122	23.138	21.165
3	15:09:50.745	1:04.993		21.098	22.752	21.143
4	15:10:55.840	1:05.095	+0.102	21.119	22.795	21.181

(331) Oliver Hodgson						
1	15:07:39.944	1:13.161	+8.118	28.868	23.162	21.131
2	15:08:45.241	1:05.297	+0.254	21.010	23.159	21.128
3	15:09:50.284	1:05.043		21.201	22.689	21.153
4	15:10:55.553	1:05.269	+0.226	21.230	22.915	21.124
5	15:12:00.933	1:05.380	+0.337	21.214	22.986	21.180
6	15:13:06.358	1:05.425	+0.382	21.203	22.975	21.247

(255) Michael Cool						
1	15:07:39.754	1:09.963	+4.912	25.468	23.259	21.236
2	15:08:45.571	1:05.817	+0.766	21.307	23.296	21.214
3	15:09:51.404	1:05.833	+0.782	21.624	23.078	21.131
4	15:10:56.455	1:05.051		20.818	22.955	21.278
5	15:12:01.961	1:05.506	+0.455	21.080	22.997	21.429
6	15:13:07.434	1:05.473	+0.422	21.268	22.944	21.261

(214) Bas De Laet						
1	15:07:41.896	1:09.897	+4.844	25.776	23.013	21.108
2	15:08:46.949	1:05.053		21.046	22.803	21.204
3	15:09:52.408	1:05.459	+0.406	21.120	22.858	21.481
4	15:10:57.617	1:05.209	+0.156	20.891	23.175	21.143

(208) Glenn Van Parijs						
1	15:07:40.949	1:10.153	+4.938	24.974	23.445	21.734
2	15:08:46.619	1:05.670	+0.455	21.001	22.974	21.695
3	15:09:52.347	1:05.728	+0.513	21.269	22.859	21.600
4	15:10:57.562	1:05.215		20.740	23.255	21.220
5	15:12:02.821	1:05.259	+0.044	20.973	22.991	21.295
6	15:13:08.674	1:05.853	+0.638	21.620	22.922	21.311

(220) Abdullah Al Rawahi						
1	15:07:37.084	1:11.653	+6.436	26.866	23.653	21.134
2	15:08:43.214	1:06.130	+0.913	21.376	23.536	21.218
3	15:09:48.431	1:05.217		21.104	22.974	21.139
4	15:10:54.203	1:05.772	+0.555	21.485	23.064	21.223
5	15:11:59.913	1:05.710	+0.493	21.372	23.148	21.190
6	15:13:05.908	1:05.995	+0.778	21.504	23.225	21.266

(227) Josh White						
1	15:07:37.524	1:09.292	+4.026	25.152	22.993	21.147
2	15:08:42.992	1:05.468	+0.202	21.256	23.104	21.108
3	15:09:48.284	1:05.292	+0.026	21.034	22.938	21.320
4	15:10:53.550	1:05.266		21.078	22.998	21.190

(260) Sam Smelt						
1	15:07:37.028	1:10.264	+4.909	25.069	23.776	21.419
2	15:08:42.383	1:05.355		21.102	23.058	21.195
3	15:09:48.163	1:05.780	+0.425	21.318	23.119	21.343
4	15:10:55.103	1:06.940	+1.585	22.071	23.614	21.255
5	15:12:00.746	1:05.643	+0.288	21.316	23.066	21.261
6	15:13:06.819	1:06.073	+0.718	21.493	23.064	21.516

(330) Tomoki Takahasi						
1	15:07:36.626	1:11.680	+6.323	26.377	23.896	21.407
2	15:08:43.379	1:06.753	+1.396	22.312	23.251	21.190
3	15:09:48.736	1:05.357		21.126	23.031	21.200
4	15:10:55.520	1:06.784	+1.427	21.638	23.782	21.364
5	15:12:02.764	1:07.244	+1.887	21.817	23.950	21.477
6	15:13:10.045	1:07.281	+1.924	22.384	23.599	21.298

(286) Victor Oberg						
1	15:07:33.751		+3.935	25.044	23.026	21.224
2	15:08:39.110	1:05.359		21.197	23.025	21.137
3	15:09:44.548	1:05.438	+0.079	21.215	22.983	21.240
4	15:10:49.946	1:05.398	+0.039	21.087	23.092	21.219
5	15:11:56.287	1:06.341	+0.982	21.251	23.748	21.342
6	15:13:01.795	1:05.508	+0.149	21.215	22.966	21.327

(222) Lars Lamborelle						
1	15:07:34.317	1:09.923	+4.553	25.707	23.063	21.153
2	15:08:39.933	1:05.616	+0.246	21.288	22.828	21.500
3	15:09:45.303	1:05.370		21.145	22.970	21.255
4	15:10:50.700	1:05.397	+0.027	21.261	22.944	21.192
5	15:11:56.506	1:05.806	+0.436	21.446	23.140	21.220
6	15:13:02.161	1:05.655	+0.285	21.263	23.121	21.271

(256) Marc Gonzalez						
1	15:07:41.696	1:11.031	+5.638	26.701	23.097	21.233
2	15:08:47.216	1:05.520	+0.127	21.412	22.946	21.162
3	15:09:53.118	1:05.902	+0.509	21.540	23.175	21.187
4	15:10:58.511	1:05.393		21.167	22.960	21.266
5	15:12:04.732	1:06.221	+0.828	21.488	23.357	21.376
6	15:13:10.577	1:05.845	+0.452	21.513	23.019	21.313

(258) Vincent Fraisse						
1	15:07:35.827	1:10.658	+5.187	26.155	23.232	21.271
2	15:08:41.298	1:05.471		21.402	22.808	21.261
3	15:09:46.773	1:05.475	+0.004	21.169	23.083	21.223
4	15:10:52.372	1:05.599	+0.128	21.075	23.058	21.466
5	15:11:58.272	1:05.900	+0.429	21.509	23.060	21.331
6	15:13:06.047	1:07.775	+2.304	21.505	24.748	21.522

(204) Martin Mortensen						
1	15:06:21.872	2:59.575	+1:54.090	21.455		
2	15:07:31.964	1:10.092	+4.607	25.503	23.164	21.425
3	15:08:37.697	1:05.733	+0.248	21.453	22.995	21.285
4	15:09:44.281	1:06.584	+1.099	22.209	23.222	21.153
5	15:10:49.766	1:05.485		21.199	23.112	21.174
6	15:11:56.084	1:06.318	+0.833	21.698	23.219	21.401
7	15:13:02.013	1:05.929	+0.444	21.411	23.242	21.276

(228) Nicolas Picot						
1	15:07:32.665	1:11.587	+6.100	26.962	23.312	21.313
2	15:08:38.320	1:05.655	+0.168	21.252	23.098	21.305
3	15:09:44.222	1:05.902	+0.415	21.473	23.193	21.236
4	15:10:49.709	1:05.487		21.177	23.090	21.220
5	15:11:56.680	1:06.971	+1.484	21.407	24.327	21.237
6	15:13:02.598	1:05.918	+0.431	21.475	23.219	21.224

(234) Julien Falchero						
1	15:07:36.236	1:11.542	+6.042	26.361	23.926	21.255
2	15:08:41.736	1:05.500		21.315	22.987	21.198
3	15:09:47.444	1:05.708	+0.208	21.453	22.946	21.309
4	15:10:53.064	1:05.620	+0.120	21.413	23.058	21.149
5	15:11:58.997	1:05.933	+0.433	21.571	23.092	21.270
6	15:13:05.462	1:06.465	+0.965	21.674	23.513	21.278

(218) Petr Bezel						
1	15:07:35.629	1:10.319	+4.812	25.634	23.306	21.379
2	15:08:41.386	1:05.757	+0.250	21.726	22.846	21.185
3	15:09:46.893	1:05.507		21.263	23.062	21.182
4	15:10:53.008	1:06.115	+0.608	21.131	23.028	21.956
5	15:11:58.603	1:05.595	+0.088	21.219	23.012	21.364
6	15:13:04.798	1:06.195	+0.688	21.396	23.414	21.385

Timekeeping M. Wagner:

Clerk of the course Thomas Lainer:

www.mylaps.com

Steward Horst Seidel:

Chief Scrutineer Paul Klaassen:

Licensed to: Motorsport Events



Rotax Euro Challenge 2014 Zuera/Spain

Rotax Seniors

Zuera 1,699 Km

Qualifying Practice Group S1

18.07.2014 15:00

Qualifying (10:00 Time) started at 15:00:01

Lap	Time of Day	Lap Tm	Diff	S1 Tm	S2 Tm	S3 Tm
(327) Jack Aitken						
1	15:07:36.908	1:12.615	+7.063	27.029	24.185	21.401
2	15:08:42.559	1:05.651	+0.099	21.090	23.289	21.272
3	15:09:48.111	1:05.552		21.075	23.076	21.401
4	15:10:54.444	1:06.333	+0.781	21.924	23.052	21.357
5	15:12:06.329	1:11.885	+6.333	21.372	28.600	21.913
6	15:13:12.280	1:05.951	+0.399	21.259	23.227	21.465

Lap	Time of Day	Lap Tm	Diff	S1 Tm	S2 Tm	S3 Tm
(306) Max Aitken						
1	15:07:45.627	1:17.572		29.406	25.378	22.788

(333) Sam Schippers						
1	15:07:42.507	1:10.042	+4.354	25.499	23.332	21.211
2	15:08:48.195	1:05.688		21.142	23.257	21.289
3	15:09:54.011	1:05.816	+0.128	21.286	23.323	21.207
4	15:10:59.766	1:05.755	+0.067	21.165	23.329	21.261
5	15:12:06.068	1:06.302	+0.614	21.477	23.452	21.373

(241) Edward Tansley						
1	15:07:33.483	1:09.385	+3.574	24.914	23.231	21.240
2	15:08:39.294	1:05.811		21.231	23.363	21.217
3	15:09:45.118	1:05.824	+0.013	21.422	23.166	21.236
4	15:10:51.100	1:05.982	+0.171	21.550	23.207	21.225
5	15:11:57.014	1:05.914	+0.103	21.372	23.204	21.338
6	15:13:03.119	1:06.105	+0.294	21.428	23.362	21.315

(329) Marta Ariza						
1	15:07:40.630	1:13.485	+7.643	28.997	23.198	21.290
2	15:08:46.673	1:06.043	+0.201	21.287	23.254	21.502
3	15:09:53.110	1:06.437	+0.595	22.102	22.960	21.375
4	15:10:58.952	1:05.842		21.597	23.013	21.232
5	15:12:05.225	1:06.273	+0.431	21.732	23.249	21.292
6	15:13:11.723	1:06.498	+0.656	21.619	23.448	21.431

(289) Brett Ward						
1	15:07:39.806	1:13.597	+7.750	29.300	23.152	21.145
2	15:08:45.653	1:05.847		21.135	23.573	21.139
3	15:09:51.704	1:06.051	+0.204	21.459	23.330	21.262
4	15:10:58.214	1:06.510	+0.663	21.214	23.911	21.385
5	15:12:05.162	1:06.948	+1.101	21.679	23.793	21.476

(283) Jonathan Aberdein						
1	15:07:32.993	1:09.720	+3.824	25.033	23.292	21.395
2	15:08:38.889	1:05.896		21.301	23.115	21.480
3	15:09:45.061	1:06.172	+0.276	21.661	23.021	21.490
4	15:10:51.585	1:06.524	+0.628	21.709	23.338	21.477
5	15:11:58.003	1:06.418	+0.522	21.714	23.215	21.489
6	15:13:05.121	1:07.118	+1.222	21.521	24.051	21.546

(266) Christian Loft						
1	15:07:32.392	1:11.788	+5.805		23.387	21.555
2	15:08:39.060	1:06.668	+0.685	21.612	23.295	21.761
3	15:09:45.710	1:06.650	+0.667	21.956	23.355	21.339
4	15:10:51.693	1:05.983		21.282	23.302	21.399
5	15:11:57.814	1:06.121	+0.138	21.427	23.228	21.466
6	15:13:04.464	1:06.650	+0.667	21.850	23.401	21.399

(326) Michael Buchholz						
1	15:07:33.410	1:10.405	+4.005	25.698	23.211	21.496
2	15:08:39.873	1:06.463	+0.063	21.768	23.070	21.625
3	15:09:46.273	1:06.400		21.526	23.416	21.458
4	15:10:52.875	1:06.602	+0.202	21.366	23.082	22.154
5	15:11:59.613	1:06.738	+0.338	21.870	23.378	21.490
6	15:13:07.237	1:07.624	+1.224	21.990	23.362	22.272

(246) Maksim Shtotland						
1	15:07:39.224	1:10.143	+3.421	25.694	23.165	21.284
2	15:08:45.946	1:06.722		21.516	23.790	21.416



Rotax Euro Challenge 2014 Zuera/Spain

Rotax Seniors

Zuera 1,699 Km

Qualifying Practice Group S2

-NEW-

18.07.2014 15:20

Qualifying (10:00 Time) started at 15:20:00

Pos	No.	Name	Nat.	Chassis	Race Team	Laps	Best Tm	Diff	Gap	In Lap	km/h
1	215	Harry Webb	GBR	Tonykart	Strawberry Racing	5	1:04.409			1	94,962
2	302	Zack Clamandemelo	CAN	Intrepid	Intrepid Driver Program	4	1:04.697	0.288	0.288	1	94,539
3	205	Edward Brand	GBR	Intrepid	Intrepid Driver Program	4	1:04.753	0.344	0.056	1	94,457
4	250	Joseph Reilly	GBR	Tonykart	Strawberry Racing	3	1:04.786	0.377	0.033	3	94,409
5	224	Josh Price	GBR	Tonykart	Strawberry Racing	2	1:04.851	0.442	0.065	1	94,315
6	223	Tom Grice	GBR	Tonykart	Coles Racing	3	1:04.855	0.446	0.004	1	94,309
7	248	Philip Vollstedt	DNK	Tonykart	RS Competition	3	1:04.947	0.538	0.092	1	94,175
8	303	Guan Yu Zhou	GBR	Tonykart	Strawberry Racing	6	1:05.037	0.628	0.090	4	94,045
9	230	Alessandro Trombelli	ITA	Kosmic	Sinergy Motorsport	6	1:05.046	0.637	0.009	1	94,032
10	319	Xavier Pozzoli	FRA	Kosmic	Sonic Racing Kart	4	1:05.155	0.746	0.109	1	93,875
11	307	Lukasz Bartoszek	POL	CRG	CRG S.P.A.	5	1:05.282	0.873	0.127	1	93,692
12	212	Pierce Lehane	GBR	Alonso	Dan Holland Racing	4	1:05.286	0.877	0.004	1	93,686
13	225	Constantin Schoell	AUT	FA Kart	Dan Holland Racing	5	1:05.291	0.882	0.005	1	93,679
14	226	Jessica Backman	SWE	Tonykart	Strawberry Racing	6	1:05.313	0.904	0.022	1	93,648
15	335	Kezia Santoso	IDN	Gillard	PDB Racing Team	5	1:05.343	0.934	0.030	1	93,605
16	308	Dionisios Marcu	ROU	CRG	CRG S.P.A.	6	1:05.388	0.979	0.045	1	93,540
17	295	Joel Deputch	FRA	FA Kart	Race Evo	5	1:05.403	0.994	0.015	3	93,519
18	267	Gavin Jonk	NLD	Gillard	PDB Racing Team	6	1:05.416	1.007	0.013	4	93,500
19	324	Antoni Ptak	POL	Birel	KMS Birel Motorsport	5	1:05.522	1.113	0.106	3	93,349
20	219	Marie Bakken	NOR	Gillard	PDB Racing Team	5	1:05.562	1.153	0.040	2	93,292
21	292	Benjamin Bailly	DNK	Tonykart	RS Competition	6	1:05.789	1.380	0.227	4	92,970
22	328	Taylor Greenfield	PER	Gillard	PDB Racing Team	5	1:05.819	1.410	0.030	2	92,928
23	309	Maxence Laurent	FRA	Flandria Kart	Flandria Competition Kart	6	1:05.873	1.464	0.054	2	92,851
24	277	Max Renberg	SWE	Tonykart	RS Competition	6	1:05.905	1.496	0.032	6	92,806
25	296	Jose Sierra	MEX	Tonykart	Kids to Win	5	1:06.193	1.784	0.288	5	92,403
26	334	Faisal Al Zubair	OMN	DR	Msport	5	1:06.299	1.890	0.106	1	92,255

Not classified

DQ	332	Jakub Kadlcak	CZE	Sodikart	Sodi Race Tech s.r.o.	5	1:05.300			1	93,666
----	-----	---------------	-----	----------	-----------------------	---	----------	--	--	---	--------

Announcements

These results are provisional until the conclusion of any judicial and technical matters!

No. 332 excluded from qualifying / technical non conformity

Official Timing www.rgmmc.com

Orbits

Timekeeping M. Wagner:

Clerk of the course Thomas Lainer:

Steward Horst Seidel:

Chief Scrutineer Paul Klaassen:

www.mylaps.com

Licensed to: Motorsport Events

Printed: 18.07.2014 16:31:51

posted at:

h



Rotax Euro Challenge 2014 Zuera/Spain

Rotax Seniors

Zuera 1,699 Km

Qualifying Practice Group S2

18.07.2014 15:20

Qualifying (10:00 Time) started at 15:20:00

Lap	Time of Day	Lap Tm	Diff	S1 Tm	S2 Tm	S3 Tm	Lap	Time of Day	Lap Tm	Diff	S1 Tm	S2 Tm	S3 Tm
(215) Harry Webb							(212) Pierce Lehane						
1	15:25:08.075	1:04.409		20.740	22.736	20.933	1	15:25:12.938	1:05.286		21.292	22.895	21.099
2	15:26:15.958	1:07.883	+3.474	21.090	23.389	23.404	2	15:26:18.587	1:05.649	+0.363	21.223	23.238	21.188
3	15:27:21.379	1:05.421	+1.012	21.017	23.529	20.875	3	15:27:24.043	1:05.456	+0.170	21.168	23.004	21.284
4	15:28:26.223	1:04.844	+0.435	20.978	22.848	21.018	4	15:28:31.169	1:07.126	+1.840	22.426	23.422	21.278
5	15:29:31.401	1:05.178	+0.769	21.353	22.761	21.064	(225) Constantin Schoell						
(302) Zack Clamandemelo							1	15:25:09.822	1:05.291		21.155	22.945	21.191
1	15:25:08.674	1:04.697		20.937	22.808	20.952	2	15:26:15.881	1:06.059	+0.768	21.165	22.992	21.902
2	15:26:15.092	1:06.418	+1.721	21.298	23.036	22.084	3	15:27:22.477	1:06.596	+1.305	21.267	24.162	21.167
3	15:27:20.368	1:05.276	+0.579	21.371	22.799	21.106	4	15:28:28.060	1:05.583	+0.292	21.311	23.083	21.189
4	15:28:25.556	1:05.188	+0.491	21.219	22.871	21.098	5	15:29:34.091	1:06.031	+0.740	21.275	23.466	21.290
(205) Edward Brand							(332) Jakub Kadlcak						
1	15:25:08.479	1:04.753		20.854	22.829	21.070	1	15:25:10.796	1:05.300		21.419	22.756	21.125
2	15:26:14.841	1:06.362	+1.609	21.411	23.397	21.554	2	15:26:16.542	1:05.746	+0.446	21.429	22.890	21.427
3	15:27:19.698	1:04.857	+0.104	20.961	22.834	21.062	3	15:27:30.730	1:14.188	+8.888	22.458	30.540	21.190
4	15:28:25.055	1:05.357	+0.604	21.177	22.916	21.264	4	15:28:36.562	1:05.832	+0.532	21.517	22.974	21.341
(250) Joseph Reilly							5	15:29:42.351	1:05.789	+0.489	21.392	23.086	21.311
1	15:25:07.581	1:04.983	+0.197	21.095	22.748	21.140	(226) Jessica Backman						
2	15:26:14.783	1:07.202	+2.416	21.138	24.174	21.890	1	15:25:10.876	1:05.313		21.512	22.884	20.917
3	15:27:19.569	1:04.786		20.887	22.725	21.174	2	15:26:16.342	1:05.466	+0.153	21.114	22.938	21.414
(224) Josh Price							3	15:27:21.990	1:05.648	+0.335	20.952	23.644	21.052
1	15:25:16.748	1:04.851		21.182	22.637	21.032	4	15:28:27.375	1:05.385	+0.072	21.099	23.164	21.122
2	15:26:22.030	1:05.282	+0.431	21.120	22.902	21.260	5	15:29:32.808	1:05.433	+0.120	21.345	22.874	21.214
(223) Tom Grice							6	15:30:38.700	1:05.892	+0.579	21.464	23.265	21.163
1	15:25:17.025	1:04.855		20.996	22.864	20.995	(335) Kezia Santoso						
2	15:26:22.205	1:05.180	+0.325	21.010	22.922	21.248	1	15:25:14.190	1:05.343		21.241	22.952	21.150
3	15:27:27.341	1:05.136	+0.281	21.052	22.935	21.149	2	15:26:19.690	1:05.500	+0.157	21.361	22.924	21.215
(248) Philip Vollstedt							3	15:27:25.626	1:05.936	+0.593	21.207	23.376	21.353
1	15:25:17.412	1:04.947		21.097	22.876	20.974	4	15:28:31.610	1:05.984	+0.641	21.330	23.279	21.375
2	15:26:22.898	1:05.486	+0.539	21.233	22.965	21.288	5	15:29:37.486	1:05.876	+0.533	21.363	23.222	21.291
3	15:27:28.750	1:05.852	+0.905	21.340	23.252	21.260	(308) Dionisio Marcu						
(303) Guan Yu Zhou							1	15:25:13.544	1:05.388		21.475	22.768	21.145
1	15:25:11.605	1:06.274	+1.237	21.892	22.832	21.550	2	15:26:19.142	1:05.598	+0.210	21.388	22.859	21.351
2	15:26:17.117	1:05.512	+0.475	21.131	22.767	21.614	3	15:27:24.653	1:05.511	+0.123	21.279	22.948	21.284
3	15:27:22.624	1:05.507	+0.470	21.187	23.220	21.100	4	15:28:30.411	1:05.758	+0.370	21.328	23.129	21.301
4	15:28:27.661	1:05.037		20.926	22.958	21.153	5	15:29:36.276	1:05.865	+0.477	21.480	23.035	21.350
5	15:29:33.251	1:05.590	+0.553	21.449	22.944	21.197	6	15:30:49.775	1:13.499	+8.111	25.023	25.683	22.793
6	15:30:38.634	1:05.383	+0.346	21.133	22.934	21.316	(295) Joel Deputch						
(230) Alessandro Trombelli							1	15:25:15.780	1:05.599	+0.196	21.311	23.184	21.104
1	15:25:18.037	1:05.046		21.196	22.765	21.085	2	15:26:24.447	1:08.667	+3.264	21.720	25.808	21.139
2	15:26:23.868	1:05.831	+0.785	21.510	23.075	21.246	3	15:27:29.850	1:05.403		21.127	23.227	21.049
3	15:27:29.481	1:05.613	+0.567	21.266	23.084	21.263	4	15:28:37.410	1:07.560	+2.157	21.413	23.819	22.328
4	15:28:36.182	1:06.701	+1.655	21.454	23.818	21.429	5	15:29:43.172	1:05.762	+0.359	21.241	23.312	21.209
5	15:29:43.788	1:07.606	+2.560	21.468	24.625	21.513	(267) Gavin Jonk						
6	15:30:50.191	1:06.403	+1.357	21.762	23.189	21.452	1	15:25:11.523	1:06.168	+0.752	21.976	22.959	21.233
(319) Xavier Pozzoli							2	15:26:17.198	1:05.675	+0.259	21.508	22.763	21.404
1	15:25:10.572	1:05.155		21.176	22.797	21.182	3	15:27:23.294	1:06.096	+0.680	21.248	23.615	21.233
2	15:26:16.876	1:06.304	+1.149	21.708	22.955	21.641	4	15:28:28.710	1:05.416		21.295	22.888	21.233
3	15:27:23.141	1:06.265	+1.110	21.509	23.525	21.231	5	15:29:34.620	1:05.910	+0.494	21.496	22.959	21.455
4	15:28:29.578	1:06.437	+1.282	22.143	23.048	21.246	6	15:30:48.072	1:13.452	+8.036	21.723	23.589	28.140
(307) Lukasz Bartoszuk							(324) Antoni Ptak						
1	15:25:09.968	1:05.282		21.139	22.890	21.253	1	15:25:14.953	1:06.088	+0.566	21.642	23.274	21.172
2	15:26:16.272	1:06.304	+1.022	21.092	23.083	22.129	2	15:26:22.623	1:07.670	+2.148	22.160	23.955	21.555
3	15:27:23.567	1:07.295	+2.013	21.960	24.004	21.331	3	15:27:28.145	1:05.522		21.190	23.126	21.206
4	15:28:29.099	1:05.532	+0.250	21.144	23.049	21.339	4	15:28:33.810	1:05.665	+0.143	21.422	23.030	21.213
							5	15:29:39.928	1:06.118	+0.596	21.792	23.032	21.294

Timekeeping M. Wagner:

Clerk of the course Thomas Lainer:

www.mylaps.com

Steward Horst Seidel:

Chief Scrutineer Paul Klaassen:

Licensed to: Motorsport Events



Rotax Euro Challenge 2014 Zuera/Spain

Rotax Seniors

Zuera 1,699 Km

Qualifying Practice Group S2

18.07.2014 15:20

Qualifying (10:00 Time) started at 15:20:00

Lap	Time of Day	Lap Tm	Diff	S1 Tm	S2 Tm	S3 Tm	Lap	Time of Day	Lap Tm	Diff	S1 Tm	S2 Tm	S3 Tm
(219) Marie Bakken													
1	15:25:12.473	1:05.588	+0.026	21.294	23.060	21.234							
2	15:26:18.035	1:05.562		21.423	22.902	21.237							
3	15:27:23.917	1:05.882	+0.320	21.292	23.294	21.296							
4	15:28:31.351	1:07.434	+1.872	21.433	24.359	21.642							
5	15:29:37.299	1:05.948	+0.386	21.376	23.067	21.505							
(292) Benjamin Bailly													
1	15:25:07.593	1:05.949	+0.160	21.433	23.231	21.285							
2	15:26:15.540	1:07.947	+2.158	21.646	23.415	22.886							
3	15:27:21.368	1:05.828	+0.039	21.462	23.035	21.331							
4	15:28:27.157	1:05.789		21.347	23.177	21.265							
5	15:29:33.152	1:05.995	+0.206	21.633	22.984	21.378							
6	15:30:39.227	1:06.075	+0.286	21.574	23.160	21.341							
(328) Taylor Greenfield													
1	15:25:14.790	1:05.876	+0.057	21.456	23.251	21.169							
2	15:26:20.609	1:05.819		21.709	22.794	21.316							
3	15:27:26.679	1:06.070	+0.251	21.645	23.056	21.369							
4	15:28:32.655	1:05.976	+0.157	21.552	23.088	21.336							
5	15:29:38.584	1:05.929	+0.110	21.435	23.161	21.333							
(309) Maxence Laurent													
1	15:25:15.368	1:06.630	+0.757	21.497	23.976	21.157							
2	15:26:21.241	1:05.873		21.545	23.030	21.298							
3	15:27:27.160	1:05.919	+0.046	21.556	23.150	21.213							
4	15:28:33.656	1:06.496	+0.623	21.845	23.204	21.447							
5	15:29:40.386	1:06.730	+0.857	22.056	23.375	21.299							
6	15:30:50.467	1:10.081	+4.208	21.832	25.230	23.019							
(277) Max Renberg													
1	15:25:07.133	1:05.909	+0.004	21.569	23.126	21.214							
2	15:26:15.356	1:08.223	+2.318	21.485	24.543	22.195							
3	15:27:21.707	1:06.351	+0.446	21.508	23.777	21.066							
4	15:28:27.634	1:05.927	+0.022	21.286	23.403	21.238							
5	15:29:34.372	1:06.738	+0.833	21.594	23.797	21.347							
6	15:30:40.277	1:05.905		21.247	23.436	21.222							
(296) Jose Sierra													
1	15:25:12.310	1:06.305	+0.112	21.866	23.144	21.295							
2	15:26:19.011	1:06.701	+0.508	21.744	23.540	21.417							
3	15:27:25.891	1:06.880	+0.687	21.631	23.723	21.526							
4	15:28:32.237	1:06.346	+0.153	21.478	23.399	21.469							
5	15:29:38.430	1:06.193		21.622	23.142	21.429							
(334) Faisal Al Zubair													
1	15:25:15.719	1:06.299		21.445	23.540	21.314							
2	15:26:22.039	1:06.320	+0.021	21.520	23.374	21.426							
3	15:27:28.632	1:06.593	+0.294	21.588	23.660	21.345							
4	15:28:35.552	1:06.920	+0.621	21.929	23.512	21.479							
5	15:29:42.293	1:06.741	+0.442	21.856	23.390	21.495							

Timekeeping M. Wagner:

Clerk of the course Thomas Lainer:

Steward Horst Seidel:

Chief Scrutineer Paul Klaassen:

www.mylaps.com

Licensed to: Motorsport Events



Rotax Euro Challenge 2014 Zuera/Spain

Rotax Seniors

Zuera 1,699 Km

Total result Qualifying Group S1 / S2

Pos	No.	Name	Nat.	Chassis	Race Team	Total Best Tm	Diff	QS1 Best Tm	QS2 Best Tm
1	215	Harry Webb	GBR	Tonykart	Strawberry Racing	1:04.409			1:04.409
2	302	Zack Clamandemelo	CAN	Intrepid	Intrepid Driver Program	1:04.697	0.288		1:04.697
3	205	Edward Brand	GBR	Intrepid	Intrepid Driver Program	1:04.753	0.344		1:04.753
4	250	Joseph Reilly	GBR	Tonykart	Strawberry Racing	1:04.786	0.377		1:04.786
5	224	Josh Price	GBR	Tonykart	Strawberry Racing	1:04.851	0.442		1:04.851
6	223	Tom Grice	GBR	Tonykart	Coles Racing	1:04.855	0.446		1:04.855
7	248	Philip Vollstedt	DNK	Tonykart	RS Competition	1:04.947	0.538		1:04.947
8	210	Luke Varley	GBR	Birel	KMS Birel Motorsport	1:04.993	0.584	1:04.993	
9	303	Guan Yu Zhou	GBR	Tonykart	Strawberry Racing	1:05.037	0.628		1:05.037
10	331	Oliver Hodgson	GBR	Tonykart	KR Sport	1:05.043	0.634	1:05.043	
11	230	Alessandro Trombelli	ITA	Kosmic	Sinergy Motorsport	1:05.046	0.637		1:05.046
12	255	Michael Cool	BEL	Tonykart	Bouvin Power	1:05.051	0.642	1:05.051	
13	214	Bas De Laat	NLD	Gillard	PDB Racing Team	1:05.053	0.644	1:05.053	
14	319	Xavier Pozzoli	FRA	Kosmic	Sonic Racing Kart	1:05.155	0.746		1:05.155
15	208	Glenn Van Parijs	BEL	Tonykart	Bouvin Power	1:05.215	0.806	1:05.215	
16	220	Abdullah Al Rawahi	OMN	DR	Msport	1:05.217	0.808	1:05.217	
17	227	Josh White	GBR	Tonykart	Coles Racing	1:05.266	0.857	1:05.266	
18	307	Lukasz Bartoszuk	POL	CRG	CRG S.P.A.	1:05.282	0.873		1:05.282
19	212	Pierce Lehane	GBR	Alonso	Dan Holland Racing	1:05.286	0.877		1:05.286
20	225	Constantin Schoell	AUT	FA Kart	Dan Holland Racing	1:05.291	0.882		1:05.291
21	226	Jessica Backman	SWE	Tonykart	Strawberry Racing	1:05.313	0.904		1:05.313
22	335	Kezia Santoso	IDN	Gillard	PDB Racing Team	1:05.343	0.934		1:05.343
23	260	Sam Smelt	GBR	Kosmic	Aim Motorsport	1:05.355	0.946	1:05.355	
24	330	Tomoki Takahasi	JPN	Intrepid	Intrepid Driver Program	1:05.357	0.948	1:05.357	
25	286	Victor Oberg	SWE	Gillard	PDB Racing Team	1:05.359	0.950	1:05.359	
26	222	Lars Lamborelle	NLD	Tonykart	Strawberry Racing	1:05.370	0.961	1:05.370	
27	308	Dionisio Marcu	ROU	CRG	CRG S.P.A.	1:05.388	0.979		1:05.388
28	256	Marc Gonzalez	ESP	Kosmic	Binakart	1:05.393	0.984	1:05.393	
29	295	Joel Deputch	FRA	FA Kart	Race Evo	1:05.403	0.994		1:05.403
30	267	Gavin Jonk	NLD	Gillard	PDB Racing Team	1:05.416	1.007		1:05.416
31	258	Vincent Fraisse	FRA	Sodikart	Sodikart	1:05.471	1.062	1:05.471	
32	204	Martin Mortensen	DNK	Tonykart	RS Competition	1:05.485	1.076	1:05.485	
33	228	Nicolas Picot	FRA	Sodikart	Kart Pro Racing	1:05.487	1.078	1:05.487	
34	234	Julien Falchero	FRA	Kosmic	Sonic Racing Kart	1:05.500	1.091	1:05.500	
35	218	Petr Bezel	CZE	MS Kart	MS Kart Racing Team	1:05.507	1.098	1:05.507	
36	324	Antoni Ptak	POL	Birel	KMS Birel Motorsport	1:05.522	1.113		1:05.522
37	327	Jack Aitken	GBR	OTK	KR Sport	1:05.552	1.143	1:05.552	
38	219	Marie Bakken	NOR	Gillard	PDB Racing Team	1:05.562	1.153		1:05.562
39	333	Sam Schippers	NLD	FA Kart	Team TKP	1:05.688	1.279	1:05.688	
40	292	Benjamin Bailly	DNK	Tonykart	RS Competition	1:05.789	1.380		1:05.789
41	241	Edward Tansley	GBR	Tonykart	Coles Racing	1:05.811	1.402	1:05.811	
42	328	Taylor Greenfield	PER	Gillard	PDB Racing Team	1:05.819	1.410		1:05.819
43	329	Marta Ariza	ESP	Formula K	Team Ivan Racing	1:05.842	1.433	1:05.842	
44	289	Brett Ward	GBR	Alonso	Dan Holland Racing	1:05.847	1.438	1:05.847	
45	309	Maxence Laurent	FRA	Flandria Kart	Flandria Competition Kart	1:05.873	1.464		1:05.873

Announcements

These results are provisional until the conclusion of any judicial and technical matters!

No. 332 excluded from qualifying / technical non conformity



Rotax Euro Challenge 2014 Zuera/Spain

Rotax Seniors

Zuera 1,699 Km

Total result Qualifying Group S1 / S2

Pos	No.	Name	Nat.	Chassis	Race Team	Total Best Tm	Diff	QS1 Best Tm	QS2 Best Tm
46	283	Jonathan Aberdein	ZAF	Tonykart	KR Sport	1:05.896	1.487	1:05.896	
47	277	Max Renberg	SWE	Tonykart	RS Competition	1:05.905	1.496		1:05.905
48	266	Christian Loft	DNK	Tonykart	RS Competition	1:05.983	1.574	1:05.983	
49	296	Jose Sierra	MEX	Tonykart	Kids to Win	1:06.193	1.784		1:06.193
50	334	Faisal Al Zubair	OMN	DR	Msport	1:06.299	1.890		1:06.299
51	326	Michael Buchholz	ZAF	Intrepid	Intrepid Driver Program	1:06.400	1.991	1:06.400	
52	246	Maksim Shtotland	RUS	FA Kart	Mayak Racing	1:06.722	2.313	1:06.722	
53	306	Max Aitken	GBR	OTK	KR Sport	1:17.572	13.163	1:17.572	
DQ	332	Jakub Kadlcak	CZE	Sodikart	Sodi Race Tech s.r.o.				

Announcements

These results are provisional until the conclusion of any judicial and technical matters!
No. 332 excluded from qualifying / technical non conformity

Heat organization Rotax Euro Challenge Zuera / Spain Seniors Group A

Group	Pos	No.	Firstname	Lastname	Class	Overall BestTm
Group A	1	215	Harry	Webb	Seniors	1:04.409
Group A	5	224	Josh	Price	Seniors	1:04.851
Group A	9	303	Guan Yu	Zhou	Seniors	1:05.037
Group A	13	214	Bas	De Laat	Seniors	1:05.053
Group A	17	227	Josh	White	Seniors	1:05.266
Group A	21	226	Jessica	Backman	Seniors	1:05.313
Group A	25	286	Victor	Oberg	Seniors	1:05.359
Group A	29	295	Joel	Deputch	Seniors	1:05.403
Group A	33	228	Nicolas	Picot	Seniors	1:05.487
Group A	37	327	Jack	Aitken	Seniors	1:05.552
Group A	41	241	Edward	Tansley	Seniors	1:05.811
Group A	45	309	Maxence	Laurent	Seniors	1:05.873
Group A	49	296	Jose	Sierra	Seniors	1:06.193
Group A	53	306	Max	Aitken	Seniors	1:17.572



Clerk of the course Thomas Lainer:

Stewards (Chairman) Horst Seidel:

Scrutineer Paul Klaassen:

Timekeeping M. Wagner:

Printed: 18.07.2014 17:09

Posted at: h

Heat organization Rotax Euro Challenge Zuera / Spain Seniors Group B

Group	Pos	No.	Firstname	Lastname	Class	Overall BestTm
Group B	2	302	Zack	Clamandemelo	Seniors	1:04.697
Group B	6	223	Tom	Grice	Seniors	1:04.855
Group B	10	331	Oliver	Hodgson	Seniors	1:05.043
Group B	14	319	Xavier	Pozzoli	Seniors	1:05.155
Group B	18	307	Lukasz	Bartoszuk	Seniors	1:05.282
Group B	22	335	Kezia	Santoso	Seniors	1:05.343
Group B	26	222	Lars	Lamborelle	Seniors	1:05.370
Group B	30	267	Gavin	Jonk	Seniors	1:05.416
Group B	34	234	Julien	Falchero	Seniors	1:05.500
Group B	38	219	Marie	Bakken	Seniors	1:05.562
Group B	42	328	Taylor	Greenfield	Seniors	1:05.819
Group B	46	283	Jonathan	Aberdein	Seniors	1:05.896
Group B	50	334	Faisal	Al Zubair	Seniors	1:06.299
Group B	54	332	Jakub	Kadlcak	Seniors	DQ



Clerk of the course Thomas Lainer:

Stewards (Chairman) Horst Seidel:

Scrutineer Paul Klaassen:

Timekeeping M. Wagner:

Printed: 18.07.2014 17:09

Posted at: h

Heat organization Rotax Euro Challenge Zuera / Spain Seniors Group C

Group	Pos	No.	Firstname	Lastname	Class	Overall BestTm
Group C	3	205	Edward	Brand	Seniors	1:04.753
Group C	7	248	Philip	Vollstedt	Seniors	1:04.947
Group C	11	230	Alessandro	Trombelli	Seniors	1:05.046
Group C	15	208	Glenn	Van Parijs	Seniors	1:05.215
Group C	19	212	Pierce	Lehane	Seniors	1:05.286
Group C	23	260	Sam	Smelt	Seniors	1:05.355
Group C	27	308	Dionisios	Marcu	Seniors	1:05.388
Group C	31	258	Vincent	Fraisse	Seniors	1:05.471
Group C	35	218	Petr	Bezel	Seniors	1:05.507
Group C	39	333	Sam	Schippers	Seniors	1:05.688
Group C	43	329	Marta	Ariza	Seniors	1:05.842
Group C	47	277	Max	Renberg	Seniors	1:05.905
Group C	51	326	Michael	Buchholz	Seniors	1:06.400



Clerk of the course Thomas Lainer:

Stewards (Chairman) Horst Seidel:

Scrutineer Paul Klaassen:

Timekeeping M. Wagner:

Printed: 18.07.2014 17:09

posted at: h

Heat organization Rotax Euro Challenge Zuera / Spain Seniors Group D

Group	Pos	No.	Firstname	Lastname	Class	Overall BestTm
Group D	4	250	Joseph	Reilly	Seniors	1:04.786
Group D	8	210	Luke	Varley	Seniors	1:04.993
Group D	12	255	Michael	Cool	Seniors	1:05.051
Group D	16	220	Abdullah	Al Rawahi	Seniors	1:05.217
Group D	20	225	Constantin	Schoell	Seniors	1:05.291
Group D	24	330	Tomoki	Takahasi	Seniors	1:05.357
Group D	28	256	Marc	Gonzalez	Seniors	1:05.393
Group D	32	204	Martin	Mortensen	Seniors	1:05.485
Group D	36	324	Antoni	Ptak	Seniors	1:05.522
Group D	40	292	Benjamin	Bailly	Seniors	1:05.789
Group D	44	289	Brett	Ward	Seniors	1:05.847
Group D	48	266	Christian	Loft	Seniors	1:05.983
Group D	52	246	Maksim	Shtotland	Seniors	1:06.722



Clerk of the course Thomas Lainer:

Stewards (Chairman) Horst Seidel:

Scrutineer Paul Klaassen:

Timekeeping M. Wagner:

Printed: 18.07.2014 17:09

posted at: h

Rotax Euro Challenge

Class: Seniors

Date/Time: 19.07.2014 11:00

Track:

Heat:

Laps:

Zuera / Spain

Race 3 Qualifying Heat 1 A+B

8

Edition 1

	18	
35		36
	17	
33		34
	16	
31		32
	15	
29		30
Max Aitken 306 Group A 1:17.572	14	Jakub Kadlcak 332 Group B DQ
27		28
Jose Sierra 296 Group A 1:06.193	13	Faisal Al Zubair 334 Group B 1:06.299
25		26
Maxence Laurent 309 Group A 1:05.873	12	Jonathan Aberdein 283 Group B 1:05.896
23		24
Edward Tansley 241 Group A 1:05.811	11	Taylor Greenfield 328 Group B 1:05.819
21		22
Jack Aitken 327 Group A 1:05.552	10	Marie Bakken 219 Group B 1:05.562
19		20
Nicolas Picot 228 Group A 1:05.487	9	Julien Falchero 234 Group B 1:05.500
17		18
Joel Deputch 295 Group A 1:05.403	8	Gavin Jonk 267 Group B 1:05.416
15		16
Victor Oberg 286 Group A 1:05.359	7	Lars Lamborelle 222 Group B 1:05.370
13		14
Jessica Backman 226 Group A 1:05.313	6	Kezia Santoso 335 Group B 1:05.343
11		12
Josh White 227 Group A 1:05.266	5	Lukasz Bartoszuk 307 Group B 1:05.282
9		10
Bas De Laat 214 Group A 1:05.053	4	Xavier Pozzoli 319 Group B 1:05.155
7		8
Guan Yu Zhou 303 Group A 1:05.037	3	Oliver Hodgson 331 Group B 1:05.043
5		6
Josh Price 224 Group A 1:04.851	2	Tom Grice 223 Group B 1:04.855
3		4
Harry Webb 215 Group A 1:04.409	1	Zack Clamandemelo 302 Group B 1:04.697
1	Row	2

Pole Position

Clerk of the course Thomas Lainer:

Stewards (Chairman) Horst Seidel:

Scrutineer Paul Klaassen:

Timekeeping M. Wagner:

Rotax Euro Challenge
Class: Seniors
Date/Time: 19.07.2014 11:20

Track: Zuera / Spain
Heat: Race 4 Qualifying Heat 2 C+D
Laps: 8

Edition 1

	35	18		36
	33	17		34
	31	16		32
	29	15		30
	27	14		28
Michael Buchholz	326	13	Maksim Shtotland	246
	25			26
Max Renberg	277	12	Christian Loft	266
	23			24
Marta Ariza	329	11	Brett Ward	289
	21			22
Sam Schippers	333	10	Benjamin Bailly	292
	19			20
Petr Bezel	218	9	Antoni Ptak	324
	17			18
Vincent Fraisse	258	8	Martin Mortensen	204
	15			16
Dionisios Marcu	308	7	Marc Gonzalez	256
	13			14
Sam Smelt	260	6	Tomoki Takahasi	330
	11			12
Pierce Lehane	212	5	Constantin Schoell	225
	9			10
Glenn Van Parijs	208	4	Abdullah Al Rawahi	220
	7			8
Alessandro Trombelli	230	3	Michael Cool	255
	5			6
Philip Vollstedt	248	2	Luke Varley	210
	3			4
Edward Brand	205	1	Joseph Reilly	250
	1			2

Pole Position

Clerk of the course Thomas Lainer:
Stewards (Chairman) Horst Seidel:

Scrutineer Paul Klaassen:
Timekeeping M. Wagner:

Rotax Euro Challenge
 Class: Seniors
 Date/Time: 19.07.2014 16:40

Track: Zuera / Spain
 Heat: Race 14 Qualifying Heat 6 B+C
 Laps: 8

Edition 1

	18	
35		36
	17	
33		34
	16	
31		32
	15	
29		30
Jakub Kadlcak 332 Group B DQ	14	
27		28
Faisal Al Zubair 334 Group B 1:06.299	13	Michael Buchholz 326 Group C 1:06.400
25		26
Jonathan Aberdein 283 Group B 1:05.896	12	Max Renberg 277 Group C 1:05.905
23		24
Taylor Greenfield 328 Group B 1:05.819	11	Marta Ariza 329 Group C 1:05.842
21		22
Marie Bakken 219 Group B 1:05.562	10	Sam Schippers 333 Group C 1:05.688
19		20
Julien Falchero 234 Group B 1:05.500	9	Petr Bezel 218 Group C 1:05.507
17		18
Gavin Jonk 267 Group B 1:05.416	8	Vincent Fraise 258 Group C 1:05.471
15		16
Lars Lamborelle 222 Group B 1:05.370	7	Dionisios Marcu 308 Group C 1:05.388
13		14
Kezia Santoso 335 Group B 1:05.343	6	Sam Smelt 260 Group C 1:05.355
11		12
Lukasz Bartoszuk 307 Group B 1:05.282	5	Pierce Lehane 212 Group C 1:05.286
9		10
Xavier Pozzoli 319 Group B 1:05.155	4	Glenn Van Parijs 208 Group C 1:05.215
7		8
Oliver Hodgson 331 Group B 1:05.043	3	Alessandro Trombelli 230 Group C 1:05.046
5		6
Tom Grice 223 Group B 1:04.855	2	Philip Vollstedt 248 Group C 1:04.947
3		4
Zack Clamandemelo 302 Group B 1:04.697	1	Edward Brand 205 Group C 1:04.753
1	Row	2

Pole Position

Clerk of the course Thomas Lainer:
 Stewards (Chairman) Horst Seidel:

Scrutineer Paul Klaassen:
 Timekeeping M. Wagner:

Rotax Euro Challenge
Class: Seniors
Date/Time: 19.07.2014 16:20

Track: Zuera / Spain
Heat: Race 13 Qualifying Heat 5 A+D
Laps: 8

Edition 1

	18	
35		36
	17	
33		34
	16	
31		32
	15	
29		30
Max Aitken 306 Group A 1:17.572	14	
27		28
Jose Sierra 296 Group A 1:06.193	13	Maksim Shtotland 246 Group D 1:06.722
25		26
Maxence Laurent 309 Group A 1:05.873	12	Christian Loft 266 Group D 1:05.983
23		24
Edward Tansley 241 Group A 1:05.811	11	Brett Ward 289 Group D 1:05.847
21		22
Jack Aitken 327 Group A 1:05.552	10	Benjamin Bailly 292 Group D 1:05.789
19		20
Nicolas Picot 228 Group A 1:05.487	9	Antoni Ptak 324 Group D 1:05.522
17		18
Joel Deputch 295 Group A 1:05.403	8	Martin Mortensen 204 Group D 1:05.485
15		16
Victor Oberg 286 Group A 1:05.359	7	Marc Gonzalez 256 Group D 1:05.393
13		14
Jessica Backman 226 Group A 1:05.313	6	Tomoki Takahasi 330 Group D 1:05.357
11		12
Josh White 227 Group A 1:05.266	5	Constantin Schoell 225 Group D 1:05.291
9		10
Bas De Laat 214 Group A 1:05.053	4	Abdullah Al Rawahi 220 Group D 1:05.217
7		8
Guan Yu Zhou 303 Group A 1:05.037	3	Michael Cool 255 Group D 1:05.051
5		6
Josh Price 224 Group A 1:04.851	2	Luke Varley 210 Group D 1:04.993
3		4
Harry Webb 215 Group A 1:04.409	1	Joseph Reilly 250 Group D 1:04.786
1	Row	2

Pole Position

Clerk of the course Thomas Lainer:
Stewards (Chairman) Horst Seidel:

Scrutineer Paul Klaassen:
Timekeeping M. Wagner:

Rotax Euro Challenge
Class: Seniors
Date/Time: 19.07.2014 14:00

Track: Zuera / Spain
Heat: Race 8 Qualifying Heat 3 A+C
Laps: 8

Edition 1

	18	
35		36
	17	
33		34
	16	
31		32
	15	
29		30
Max Aitken	14	
306		326
Group A 1:17.572		Group C 1:06.400
27		28
Jose Sierra	13	Michael Buchholz
296		326
Group A 1:06.193		Group C 1:06.400
25		26
Maxence Laurent	12	Max Renberg
309		277
Group A 1:05.873		Group C 1:05.905
23		24
Edward Tansley	11	Marta Ariza
241		329
Group A 1:05.811		Group C 1:05.842
21		22
Jack Aitken	10	Sam Schippers
327		333
Group A 1:05.552		Group C 1:05.688
19		20
Nicolas Picot	9	Petr Bezel
228		218
Group A 1:05.487		Group C 1:05.507
17		18
Joel Deputch	8	Vincent Fraise
295		258
Group A 1:05.403		Group C 1:05.471
15		16
Victor Oberg	7	Dionisio Marcu
286		308
Group A 1:05.359		Group C 1:05.388
13		14
Jessica Backman	6	Sam Smelt
226		260
Group A 1:05.313		Group C 1:05.355
11		12
Josh White	5	Pierce Lehane
227		212
Group A 1:05.266		Group C 1:05.286
9		10
Bas De Laat	4	Glenn Van Parijs
214		208
Group A 1:05.053		Group C 1:05.215
7		8
Guan Yu Zhou	3	Alessandro Trombelli
303		230
Group A 1:05.037		Group C 1:05.046
5		6
Josh Price	2	Philip Vollstedt
224		248
Group A 1:04.851		Group C 1:04.947
3		4
Harry Webb	1	Edward Brand
215		205
Group A 1:04.409		Group C 1:04.753
1		2

Pole Position

Row

Clerk of the course Thomas Lainer:
Stewards (Chairman) Horst Seidel:

Scrutineer Paul Klaassen:
Timekeeping M. Wagner:

Rotax Euro Challenge
 Class: Seniors
 Date/Time: 19.07.2014 14:20

Track: Zuera / Spain
 Heat: Race 9 Qualifying Heat 4 B+D
 Laps: 8

Edition 1

	18	
35		36
	17	
33		34
	16	
31		32
	15	
29		30
Jakub Kadlcak 332 Group B DQ	14	
27		28
Faisal Al Zubair 334 Group B 1:06.299	13	Maksim Shtotland 246 Group D 1:06.722
25		26
Jonathan Aberdein 283 Group B 1:05.896	12	Christian Loft 266 Group D 1:05.983
23		24
Taylor Greenfield 328 Group B 1:05.819	11	Brett Ward 289 Group D 1:05.847
21		22
Marie Bakken 219 Group B 1:05.562	10	Benjamin Bailly 292 Group D 1:05.789
19		20
Julien Falchero 234 Group B 1:05.500	9	Antoni Ptak 324 Group D 1:05.522
17		18
Gavin Jonk 267 Group B 1:05.416	8	Martin Mortensen 204 Group D 1:05.485
15		16
Lars Lamborelle 222 Group B 1:05.370	7	Marc Gonzalez 256 Group D 1:05.393
13		14
Kezia Santoso 335 Group B 1:05.343	6	Tomoki Takahasi 330 Group D 1:05.357
11		12
Lukasz Bartoszuk 307 Group B 1:05.282	5	Constantin Schoell 225 Group D 1:05.291
9		10
Xavier Pozzoli 319 Group B 1:05.155	4	Abdullah Al Rawahi 220 Group D 1:05.217
7		8
Oliver Hodgson 331 Group B 1:05.043	3	Michael Cool 255 Group D 1:05.051
5		6
Tom Grice 223 Group B 1:04.855	2	Luke Varley 210 Group D 1:04.993
3		4
Zack Clamandemelo 302 Group B 1:04.697	1	Joseph Reilly 250 Group D 1:04.786
1	Row	2

Pole Position

Clerk of the course Thomas Lainer:
 Stewards (Chairman) Horst Seidel:

Scrutineer Paul Klaassen:
 Timekeeping M. Wagner:



Rotax Euro Challenge 2014 Zuera/Spain

Rotax Seniors

Zuera 1,699 Km

Warm up Even Numbers

19.07.2014 09:15

Practice (10:00 Time) started at 9:15:00

Pos	No.	Name	Nat.	Chassis	Race Team	Laps	Best Tm	Diff	Gap	In Lap	km/h
1	302	Zack Clamandemelo	CAN	Intrepid	Intrepid Driver Program	6	1:03.947			5	95,648
2	250	Joseph Reilly	GBR	Tonykart	Strawberry Racing	6	1:03.984	0.037	0.037	5	95,593
3	222	Lars Lamborelle	NLD	Tonykart	Strawberry Racing	6	1:04.315	0.368	0.331	4	95,101
4	286	Victor Oberg	SWE	Gillard	PDB Racing Team	6	1:04.316	0.369	0.001	6	95,099
5	224	Josh Price	GBR	Tonykart	Strawberry Racing	4	1:04.382	0.435	0.066	4	95,002
6	306	Max Aitken	GBR	OTK	KR Sport	5	1:04.515	0.568	0.133	4	94,806
7	308	Dionisios Marcu	ROU	CRG	CRG S.P.A.	6	1:04.545	0.598	0.030	3	94,762
8	214	Bas De Laat	NLD	Gillard	PDB Racing Team	6	1:04.546	0.599	0.001	5	94,760
9	226	Jessica Backman	SWE	Tonykart	Strawberry Racing	6	1:04.558	0.611	0.012	3	94,743
10	220	Abdullah Al Rawahi	OMN	DR	Msport	5	1:04.587	0.640	0.029	5	94,700
11	332	Jakub Kadlcak	CZE	Sodikart	Sodi Race Tech s.r.o.	6	1:04.597	0.650	0.010	3	94,686
12	234	Julien Falchero	FRA	Kosmic	Sonic Racing Kart	6	1:04.609	0.662	0.012	5	94,668
13	212	Pierce Lehane	GBR	Alonso	Dan Holland Racing	5	1:04.646	0.699	0.037	5	94,614
14	228	Nicolas Picot	FRA	Sodikart	Kart Pro Racing	5	1:04.662	0.715	0.016	5	94,590
15	210	Luke Varley	GBR	Birel	KMS Birel Motorsport	6	1:04.677	0.730	0.015	2	94,568
16	324	Antoni Ptak	POL	Birel	KMS Birel Motorsport	6	1:04.682	0.735	0.005	4	94,561
17	260	Sam Smelt	GBR	Kosmic	Aim Motorsport	6	1:04.706	0.759	0.024	3	94,526
18	292	Benjamin Bailly	DNK	Tonykart	RS Competition	6	1:04.778	0.831	0.072	6	94,421
19	208	Glenn Van Parijs	BEL	Tonykart	Bouvin Power	7	1:04.873	0.926	0.095	6	94,283
20	256	Marc Gonzalez	ESP	Kosmic	Binakart	6	1:04.876	0.929	0.003	4	94,278
21	230	Alessandro Trombelli	ITA	Kosmic	Sinergy Motorsport	6	1:04.884	0.937	0.008	5	94,267
22	204	Martin Mortensen	DNK	Tonykart	RS Competition	6	1:04.913	0.966	0.029	6	94,225
23	328	Taylor Greenfield	PER	Gillard	PDB Racing Team	6	1:04.937	0.990	0.024	3	94,190
24	248	Philip Vollstedt	DNK	Tonykart	RS Competition	6	1:04.937	0.990		4	94,190
25	218	Petr Bezel	CZE	MS Kart	MS Kart Racing Team	6	1:04.947	1.000	0.010	4	94,175
26	266	Christian Loft	DNK	Tonykart	RS Competition	6	1:05.047	1.100	0.100	6	94,030
27	258	Vincent Fraise	FRA	Sodikart	Sodikart	7	1:05.077	1.130	0.030	7	93,987
28	296	Jose Sierra	MEX	Tonykart	Kids to Win	6	1:05.132	1.185	0.055	4	93,908
29	246	Maksim Shtotland	RUS	FA Kart	Mayak Racing	6	1:05.266	1.319	0.134	6	93,715
30	334	Faisal Al Zubair	OMN	DR	Msport	6	1:05.561	1.614	0.295	2	93,293
31	326	Michael Buchholz	ZAF	Intrepid	Intrepid Driver Program	7	1:05.675	1.728	0.114	5	93,131
32	330	Tomoki Takahasi	JPN	Intrepid	Intrepid Driver Program	3	1:05.939	1.992	0.264	1	92,758



Rotax Euro Challenge 2014 Zuera/Spain

Rotax Seniors

Zuera 1,699 Km

Warm up Even Numbers

19.07.2014 09:15

Practice (10:00 Time) started at 9:15:00

Lap	Time of Day	Lap Tm	Diff	S1 Tm	S2 Tm	S3 Tm	Lap	Time of Day	Lap Tm	Diff	S1 Tm	S2 Tm	S3 Tm
(302) Zack Clamandemelo													
1	9:19:51.282	1:04.748	+0.801	20.950	22.968	20.830	4	9:23:08.847	1:04.718	+0.160	21.036	22.880	20.802
2	9:20:55.715	1:04.433	+0.486	20.758	22.774	20.901	5	9:24:14.017	1:05.170	+0.612	21.181	23.079	20.910
3	9:22:00.114	1:04.399	+0.452	20.716	22.806	20.877	6	9:25:18.620	1:04.603	+0.045	20.895	22.790	20.918
4	9:23:04.304	1:04.190	+0.243	20.720	22.653	20.817	(220) Abdullah Al Rawahi						
5	9:24:08.251	1:03.947		20.557	22.712	20.678	1	9:19:48.651	1:05.583	+0.996	21.244	23.104	21.235
6	9:25:13.039	1:04.788	+0.841	21.054	22.901	20.833	2	9:20:53.525	1:04.874	+0.287	20.781	23.080	21.013
(250) Joseph Reilly													
1	9:20:00.896	1:04.567	+0.583	20.835	22.881	20.851	3	9:21:58.585	1:05.060	+0.473	21.018	23.078	20.964
2	9:21:05.366	1:04.470	+0.486	20.825	22.902	20.743	4	9:23:03.531	1:04.946	+0.359	21.021	22.866	21.059
3	9:22:10.539	1:05.173	+1.189	20.699	23.495	20.979	5	9:24:08.118	1:04.587		20.819	22.833	20.935
4	9:23:14.785	1:04.246	+0.262	20.743	22.737	20.766	(332) Jakub Kadlcak						
5	9:24:18.769	1:03.984		20.663	22.615	20.706	1	9:19:50.992	1:05.562	+0.965	21.278	23.242	21.042
6	9:25:22.848	1:04.079	+0.095	20.625	22.707	20.747	2	9:20:56.229	1:05.237	+0.640	21.308	22.981	20.948
(222) Lars Lamborelle													
1	9:19:54.695	1:04.659	+0.344	20.920	22.870	20.869	3	9:22:00.826	1:04.597		20.833	22.858	20.906
2	9:20:59.813	1:05.118	+0.803	20.819	23.473	20.826	4	9:23:05.612	1:04.786	+0.189	20.873	22.925	20.988
3	9:22:04.186	1:04.373	+0.058	20.721	22.796	20.856	5	9:24:10.391	1:04.779	+0.182	20.958	22.931	20.890
4	9:23:08.501	1:04.315		20.791	22.703	20.821	6	9:25:15.239	1:04.848	+0.251	20.982	23.000	20.866
5	9:24:14.288	1:05.787	+1.472	20.940	24.034	20.813	(234) Julien Falchero						
6	9:25:18.678	1:04.390	+0.075	20.765	22.773	20.852	1	9:19:58.382	1:05.260	+0.651	21.098	22.967	21.195
(286) Victor Oberg													
1	9:20:01.235	1:04.711	+0.395	20.824	22.949	20.938	2	9:21:03.245	1:04.863	+0.254	20.938	22.965	20.960
2	9:21:05.839	1:04.604	+0.288	20.756	22.926	20.922	3	9:22:08.037	1:04.792	+0.183	21.032	22.786	20.974
3	9:22:10.640	1:04.801	+0.485	20.702	23.143	20.956	4	9:23:13.158	1:05.121	+0.512	21.019	23.018	21.084
4	9:23:15.125	1:04.485	+0.169	20.788	22.818	20.879	5	9:24:17.767	1:04.609		20.923	22.763	20.923
5	9:24:19.873	1:04.748	+0.432	20.723	22.892	21.133	6	9:25:22.394	1:04.627	+0.018	20.914	22.717	20.996
6	9:25:24.189	1:04.316		20.816	22.731	20.769	(212) Pierce Lehane						
(224) Josh Price													
1	9:20:05.908	1:04.520	+0.138	20.863	22.821	20.836	1	9:19:47.689	1:05.602	+0.956	21.076	23.280	21.246
2	9:21:10.369	1:04.461	+0.079	20.799	22.849	20.813	2	9:20:52.814	1:05.125	+0.479	21.031	23.038	21.056
3	9:22:14.782	1:04.413	+0.031	20.750	22.827	20.836	3	9:21:58.088	1:05.274	+0.628	21.345	22.978	20.951
4	9:23:19.164	1:04.382		20.768	22.739	20.875	4	9:23:02.955	1:04.867	+0.221	20.932	22.937	20.998
(306) Max Aitken													
1	9:19:55.929	1:05.280	+0.765	21.037	23.136	21.107	5	9:24:07.601	1:04.646		20.787	22.924	20.935
2	9:21:00.739	1:04.810	+0.295	20.924	22.969	20.917	(228) Nicolas Picot						
3	9:22:05.595	1:04.856	+0.341	20.800	23.096	20.960	1	9:19:20.262	1:06.243	+1.581	21.690	23.264	21.289
4	9:23:10.110	1:04.515		20.828	22.767	20.920	2	9:20:25.967	1:05.705	+1.043	21.353	23.161	21.191
5	9:24:14.987	1:04.877	+0.362	20.883	23.006	20.988	3	9:21:56.827	1:30.860	+26.198	21.332	30.141	39.387
(308) Dionisios Marcu													
1	9:20:05.806	1:05.042	+0.497	21.116	22.914	21.012	4	9:23:03.119	1:06.292	+1.630	22.308	22.957	21.027
2	9:21:10.803	1:04.997	+0.452	21.015	22.973	21.009	5	9:24:07.781	1:04.662		20.764	22.929	20.969
3	9:22:15.348	1:04.545		20.873	22.766	20.906	(210) Luke Varley						
4	9:23:20.072	1:04.724	+0.179	20.934	22.713	21.077	1	9:19:48.326	1:05.400	+0.723	21.312	23.034	21.054
5	9:24:24.864	1:04.792	+0.247	21.046	22.684	21.062	2	9:20:53.003	1:04.677		20.822	22.906	20.949
6	9:25:29.782	1:04.918	+0.373	21.065	22.663	21.190	3	9:21:57.685	1:04.682	+0.005	20.870	22.834	20.978
(214) Bas De Laat													
1	9:20:02.171	1:05.042	+0.496	20.919	22.981	21.142	4	9:23:02.521	1:04.836	+0.159	21.015	22.872	20.949
2	9:21:06.913	1:04.742	+0.196	20.823	22.926	20.993	5	9:24:07.298	1:04.777	+0.100	20.992	22.850	20.935
3	9:22:11.828	1:04.915	+0.369	20.849	23.068	20.998	6	9:25:13.452	1:06.154	+1.477	22.094	23.065	20.995
4	9:23:16.595	1:04.767	+0.221	20.766	22.941	21.060	(324) Antoni Ptak						
5	9:24:21.141	1:04.546		20.853	22.770	20.923	1	9:19:52.125	1:07.170	+2.488	22.494	23.532	21.144
6	9:25:25.740	1:04.599	+0.053	20.780	22.852	20.967	2	9:21:00.254	1:08.129	+3.447	22.828	24.173	21.128
(226) Jessica Backman													
1	9:19:54.591	1:04.719	+0.161	20.902	22.928	20.889	3	9:22:04.947	1:04.693	+0.011	20.803	22.908	20.982
2	9:20:59.571	1:04.980	+0.422	20.762	23.301	20.917	4	9:23:09.629	1:04.682		20.922	22.824	20.936
3	9:22:04.129	1:04.558		20.814	22.842	20.902	5	9:24:14.509	1:04.880	+0.198	20.947	23.033	20.900
(260) Sam Smelt													
1	9:19:53.075	1:04.991	+0.285	21.054	22.997	20.940	6	9:25:19.332	1:04.823	+0.141	20.937	22.916	20.970
2	9:20:58.269	1:05.194	+0.488	21.169	23.038	20.987	(292) Benjamin Bailly						
3	9:22:02.975	1:04.706		20.928	22.796	20.982							
4	9:23:07.929	1:04.954	+0.248	21.021	22.862	21.071							
5	9:24:13.777	1:05.848	+1.142	21.810	22.993	21.045							
6	9:25:19.459	1:05.682	+0.976	21.739	22.992	20.951							

Timekeeping M. Wagner:



Clerk of the course Thomas Lainer:

www.mylaps.com

Steward Horst Seidel:

Chief Scrutineer Paul Klaassen:

Licensed to: Motorsport Events



Rotax Euro Challenge 2014 Zuera/Spain

Rotax Seniors

Zuera 1,699 Km

Warm up Even Numbers

19.07.2014 09:15

Practice (10:00 Time) started at 9:15:00

Lap	Time of Day	Lap Tm	Diff	S1 Tm	S2 Tm	S3 Tm
1	9:19:44.906	1:05.801	+1.023	21.273	23.389	21.139
2	9:20:50.198	1:05.292	+0.514	21.080	23.089	21.123
3	9:21:55.335	1:05.137	+0.359	20.990	23.060	21.087
4	9:23:00.449	1:05.114	+0.336	20.979	23.075	21.060
5	9:24:05.384	1:04.935	+0.157	20.921	22.969	21.045
6	9:25:10.162	1:04.778		20.918	22.895	20.965

Lap	Time of Day	Lap Tm	Diff	S1 Tm	S2 Tm	S3 Tm
2	9:20:47.186	1:05.793	+0.746	21.302	23.173	21.318
3	9:21:52.915	1:05.729	+0.682	21.263	23.211	21.255
4	9:22:59.680	1:06.765	+1.718	21.443	24.190	21.132
5	9:24:04.995	1:05.315	+0.268	21.190	23.048	21.077
6	9:25:10.042	1:05.047		21.092	22.925	21.030

(208) Glenn Van Parijs

1	9:19:34.519	1:06.320	+1.447	21.632	23.065	21.623
2	9:20:39.918	1:05.399	+0.526	21.272	22.902	21.225
3	9:21:45.208	1:05.290	+0.417	21.124	22.815	21.351
4	9:22:50.228	1:05.020	+0.147	21.089	22.797	21.134
5	9:23:55.193	1:04.965	+0.092	21.067	22.764	21.134
6	9:25:00.066	1:04.873		21.032	22.711	21.130
7	9:26:05.029	1:04.963	+0.090	21.079	22.725	21.159

(258) Vincent Fraise

1	9:18:42.143	1:06.721	+1.644	21.727	23.878	21.116
2	9:19:48.037	1:05.894	+0.817	21.466	23.483	20.945
3	9:20:53.544	1:05.507	+0.430	21.035	23.632	20.840
4	9:21:59.018	1:05.474	+0.397	20.960	23.620	20.894
5	9:23:04.154	1:05.136	+0.059	20.936	23.298	20.902
6	9:24:09.394	1:05.240	+0.163	21.135	23.265	20.840
7	9:25:14.471	1:05.077		21.015	23.174	20.888

(256) Marc Gonzalez

1	9:19:52.923	1:05.845	+0.969	21.232	23.561	21.052
2	9:20:58.477	1:05.554	+0.678	21.314	23.271	20.969
3	9:22:03.422	1:04.945	+0.069	21.055	22.898	20.992
4	9:23:08.298	1:04.876		21.068	22.846	20.962
5	9:24:15.078	1:06.780	+1.904	22.090	23.531	21.159
6	9:25:20.149	1:05.071	+0.195	21.049	22.898	21.124

(296) Jose Sierra

1	9:19:53.490	1:06.667	+1.535	21.628	23.588	21.451
2	9:21:00.098	1:06.608	+1.476	21.571	23.791	21.246
3	9:22:06.071	1:05.973	+0.841	21.322	23.361	21.290
4	9:23:11.203	1:05.132		20.950	23.125	21.057
5	9:24:16.646	1:05.443	+0.311	21.123	23.157	21.163
6	9:25:22.707	1:06.061	+0.929	21.280	23.261	21.520

(230) Alessandro Trombelli

1	9:19:58.625	1:04.998	+0.114	21.064	22.878	21.056
2	9:21:03.645	1:05.020	+0.136	21.070	22.825	21.125
3	9:22:08.594	1:04.949	+0.065	21.010	22.888	21.051
4	9:23:13.502	1:04.908	+0.024	20.940	22.828	21.140
5	9:24:18.386	1:04.884		21.033	22.823	21.028
6	9:25:23.546	1:05.160	+0.276	20.922	23.035	21.203

(246) Maksim Shtotland

1	9:19:56.572	1:06.055	+0.789	21.567	23.238	21.250
2	9:21:02.077	1:05.505	+0.239	21.087	23.226	21.192
3	9:22:07.598	1:05.521	+0.255	21.153	23.139	21.229
4	9:23:13.484	1:05.886	+0.620	21.221	23.154	21.511
5	9:24:18.835	1:05.351	+0.085	21.174	23.043	21.134
6	9:25:24.101	1:05.266		21.119	22.971	21.176

(204) Martin Mortensen

1	9:19:38.556	1:05.903	+0.990	21.547	23.188	21.168
2	9:20:43.931	1:05.375	+0.462	21.185	23.095	21.095
3	9:21:49.063	1:05.132	+0.219	21.123	22.967	21.042
4	9:22:54.228	1:05.165	+0.252	21.082	22.952	21.131
5	9:23:59.267	1:05.039	+0.126	21.072	22.938	21.029
6	9:25:04.180	1:04.913		21.065	22.868	20.980

(334) Faisal Al Zubair

1	9:19:56.277	1:06.299	+0.738	21.536	23.536	21.227
2	9:21:01.838	1:05.561		21.110	23.274	21.177
3	9:22:07.462	1:05.624	+0.063	21.151	23.200	21.273
4	9:23:14.402	1:06.940	+1.379	21.996	23.637	21.307
5	9:24:20.645	1:06.243	+0.682	21.318	23.657	21.268
6	9:25:26.707	1:06.062	+0.501	21.507	23.305	21.250

(328) Taylor Greenfield

1	9:20:02.359	1:05.285	+0.348	21.038	23.184	21.063
2	9:21:07.428	1:05.069	+0.132	20.961	22.938	21.170
3	9:22:12.365	1:04.937		20.991	22.795	21.151
4	9:23:17.363	1:04.998	+0.061	20.999	22.767	21.232
5	9:24:22.676	1:05.313	+0.376	21.240	22.869	21.204
6	9:25:27.941	1:05.265	+0.328	21.368	22.736	21.161

(326) Michael Buchholz

1	9:19:12.221	1:28.636	+22.961	43.350	23.888	21.398
2	9:20:18.359	1:06.138	+0.463	21.502	23.270	21.366
3	9:21:24.144	1:05.785	+0.110	21.297	23.095	21.393
4	9:22:29.904	1:05.760	+0.085	21.337	23.168	21.255
5	9:23:35.579	1:05.675		21.323	23.031	21.321
6	9:24:41.630	1:06.051	+0.376	21.325	23.262	21.464
7	9:25:47.615	1:05.985	+0.310	21.513	23.133	21.339

(248) Philip Vollstedt

1	9:19:43.863	1:05.737	+0.800	21.412	23.189	21.136
2	9:20:48.883	1:05.020	+0.083	21.060	22.969	20.991
3	9:21:53.895	1:05.012	+0.075	21.055	22.931	21.026
4	9:22:58.832	1:04.937		21.032	22.916	20.989
5	9:24:04.716	1:05.884	+0.947	21.100	23.663	21.121
6	9:25:09.725	1:05.009	+0.072	21.105	22.854	21.050

(330) Tomoki Takahashi

1	9:19:52.813	1:05.939		21.483	23.274	21.182
2	9:21:02.802	1:09.989	+4.050	24.383	24.507	21.099
3	9:22:10.578	1:07.776	+1.837	22.594	23.986	21.196

(218) Petr Bezel

1	9:19:52.267	1:06.546	+1.599	21.434	23.927	21.185
2	9:21:00.628	1:08.361	+3.414	23.822	23.460	21.079
3	9:22:06.014	1:05.386	+0.439	21.373	22.918	21.095
4	9:23:10.961	1:04.947		20.883	22.973	21.091
5	9:24:16.335	1:05.374	+0.427	21.210	22.996	21.168
6	9:25:21.546	1:05.211	+0.264	21.199	22.904	21.108

(266) Christian Loft

1	9:19:41.393	1:06.150	+1.103	21.526	23.294	21.330
---	-------------	-----------------	--------	--------	--------	--------

Timekeeping M. Wagner:

Clerk of the course Thomas Lainer:

www.mylaps.com

Steward Horst Seidel:

Chief Scrutineer Paul Klaassen:

Licensed to: Motorsport Events



Rotax Euro Challenge 2014 Zuera/Spain

Rotax Seniors

Zuera 1,699 Km

Warm up Odd Numbers

19.07.2014 09:30

Practice (10:00 Time) started at 9:30:01

Pos	No.	Name	Nat.	Chassis	Race Team	Laps	Best Tm	Diff	Gap	In Lap	km/h
1	205	Edward Brand	GBR	Intrepid	Intrepid Driver Program	7	1:03.977			5	95,603
2	215	Harry Webb	GBR	Tonykart	Strawberry Racing	8	1:04.115	0.138	0.138	8	95,397
3	319	Xavier Pozzoli	FRA	Kosmic	Sonic Racing Kart	8	1:04.143	0.166	0.028	8	95,356
4	289	Brett Ward	GBR	Alonso	Dan Holland Racing	9	1:04.295	0.318	0.152	2	95,130
5	277	Max Renberg	SWE	Tonykart	RS Competition	8	1:04.318	0.341	0.023	8	95,096
6	255	Michael Cool	BEL	Tonykart	Bouvin Power	6	1:04.332	0.355	0.014	6	95,076
7	303	Guan Yu Zhou	GBR	Tonykart	Strawberry Racing	7	1:04.358	0.381	0.026	5	95,037
8	227	Josh White	GBR	Tonykart	Coles Racing	8	1:04.392	0.415	0.034	6	94,987
9	241	Edward Tansley	GBR	Tonykart	Coles Racing	9	1:04.478	0.501	0.086	8	94,860
10	307	Lukasz Bartoszek	POL	CRG	CRG S.P.A.	9	1:04.531	0.554	0.053	3	94,782
11	225	Constantin Schoell	AUT	FA Kart	Dan Holland Racing	9	1:04.566	0.589	0.035	3	94,731
12	329	Marta Ariza	ESP	Formula K	Team Ivan Racing	8	1:04.592	0.615	0.026	5	94,693
13	331	Oliver Hodgson	GBR	Tonykart	KR Sport	9	1:04.606	0.629	0.014	8	94,672
14	267	Gavin Jonk	NLD	Gillard	PDB Racing Team	7	1:04.632	0.655	0.026	4	94,634
15	333	Sam Schippers	NLD	FA Kart	Team TKP	3	1:04.664	0.687	0.032	2	94,587
16	223	Tom Grice	GBR	Tonykart	Coles Racing	5	1:04.731	0.754	0.067	5	94,490
17	283	Jonathan Aberdein	ZAF	Tonykart	KR Sport	7	1:04.840	0.863	0.109	5	94,331
18	219	Marie Bakken	NOR	Gillard	PDB Racing Team	6	1:04.904	0.927	0.064	4	94,238
19	327	Jack Aitken	GBR	OTK	KR Sport	8	1:04.935	0.958	0.031	4	94,193
20	335	Kezia Santoso	IDN	Gillard	PDB Racing Team	7	1:05.233	1.256	0.298	7	93,762
21	309	Maxence Laurent	FRA	Flandria Kart	Flandria Competition Kart	7	1:05.436	1.459	0.203	7	93,471
22	295	Joel Deputch	FRA	FA Kart	Race Evo	8	1:05.484	1.507	0.048	8	93,403



Rotax Euro Challenge 2014 Zuera/Spain

Rotax Seniors

Zuera 1,699 Km

Warm up Odd Numbers

19.07.2014 09:30

Practice (10:00 Time) started at 9:30:01

Lap	Time of Day	Lap Tm	Diff	S1 Tm	S2 Tm	S3 Tm	Lap	Time of Day	Lap Tm	Diff	S1 Tm	S2 Tm	S3 Tm
(205) Edward Brand							(227) Josh White						
1	9:32:29.025	1:04.906	+0.929	20.731	23.315	20.860	1	9:32:29.120	1:04.510	+0.118	20.580	22.904	21.026
2	9:33:33.483	1:04.458	+0.481	20.764	22.901	20.793	2	9:33:33.813	1:04.693	+0.301	20.728	23.232	20.733
3	9:34:37.874	1:04.391	+0.414	20.811	22.677	20.903	3	9:34:38.720	1:04.907	+0.515	20.762	23.375	20.770
4	9:35:42.172	1:04.298	+0.321	20.788	22.697	20.813	4	9:35:43.306	1:04.586	+0.194	20.909	22.791	20.886
5	9:36:46.149	1:03.977		20.629	22.658	20.690	5	9:36:53.080	1:09.774	+5.382	23.636	25.218	20.920
6	9:37:50.508	1:04.359	+0.382	20.713	22.759	20.887	6	9:37:57.472	1:04.392		20.721	22.760	20.911
7	9:38:54.867	1:04.359	+0.382	20.798	22.742	20.819	7	9:39:02.167	1:04.695	+0.303	20.967	22.786	20.942
(215) Harry Webb							(241) Edward Tansley						
1	9:32:15.997	1:04.666	+0.551	21.017	22.739	20.910	1	9:32:23.802	1:05.269	+0.791	21.228	23.011	21.030
2	9:33:20.266	1:04.269	+0.154	20.799	22.632	20.838	2	9:33:28.770	1:04.968	+0.490	21.020	22.992	20.956
3	9:34:24.535	1:04.269	+0.154	20.734	22.638	20.897	3	9:34:34.104	1:05.334	+0.856	21.109	23.333	20.892
4	9:35:28.803	1:04.268	+0.153	20.764	22.582	20.922	4	9:35:38.732	1:04.628	+0.150	20.784	22.845	20.999
5	9:36:33.011	1:04.208	+0.093	20.805	22.595	20.808	5	9:36:43.480	1:04.748	+0.270	20.788	23.010	20.950
6	9:37:37.265	1:04.254	+0.139	20.747	22.671	20.836	6	9:37:48.093	1:04.613	+0.135	20.851	22.801	20.961
7	9:38:41.402	1:04.137	+0.022	20.747	22.597	20.793	7	9:38:52.699	1:04.606	+0.128	20.876	22.843	20.887
8	9:39:45.517	1:04.115		20.708	22.555	20.852	8	9:39:57.177	1:04.478		20.878	22.724	20.876
(319) Xavier Pozzoli							(307) Lukasz Bartoszuk						
1	9:32:32.386	1:04.799	+0.656	21.159	22.738	20.902	1	9:32:21.970	1:05.253	+0.722	21.451	22.864	20.938
2	9:33:36.776	1:04.390	+0.247	20.912	22.647	20.831	2	9:33:26.512	1:04.542	+0.011	20.740	22.869	20.933
3	9:34:41.390	1:04.614	+0.471	20.810	22.807	20.997	3	9:34:31.043	1:04.531		20.705	22.846	20.980
4	9:35:45.902	1:04.512	+0.369	20.761	22.867	20.884	4	9:35:36.258	1:05.215	+0.684	21.157	22.974	21.084
5	9:36:50.167	1:04.265	+0.122	20.856	22.630	20.779	5	9:36:41.733	1:05.475	+0.944	21.278	23.105	21.092
6	9:37:54.510	1:04.343	+0.200	20.774	22.660	20.909	6	9:37:46.627	1:04.894	+0.363	20.906	22.917	21.071
7	9:38:58.991	1:04.481	+0.338	20.941	22.676	20.864	7	9:38:51.653	1:05.026	+0.495	21.058	22.941	21.027
8	9:40:03.134	1:04.143		20.653	22.634	20.856	8	9:39:56.481	1:04.828	+0.297	20.993	22.786	21.049
(289) Brett Ward							(225) Constantin Schoell						
1	9:32:25.003	1:04.697	+0.402	20.817	23.094	20.786	1	9:32:22.190	1:05.460	+0.894	21.525	22.999	20.936
2	9:33:29.298	1:04.295		20.748	22.693	20.854	2	9:33:26.763	1:04.573	+0.007	20.831	22.892	20.850
3	9:34:33.715	1:04.417	+0.122	20.724	22.754	20.939	3	9:34:31.329	1:04.566		20.805	22.827	20.934
4	9:35:38.351	1:04.636	+0.341	20.901	22.734	21.001	4	9:35:36.347	1:05.018	+0.452	21.172	22.832	21.014
5	9:36:42.983	1:04.632	+0.337	20.979	22.697	20.956	5	9:36:41.463	1:05.116	+0.550	21.077	23.014	21.025
6	9:37:47.523	1:04.540	+0.245	20.941	22.678	20.921	6	9:37:46.767	1:05.304	+0.738	21.436	22.961	20.907
7	9:38:52.129	1:04.606	+0.311	20.994	22.716	20.896	7	9:38:52.068	1:05.301	+0.735	21.131	22.897	21.273
8	9:39:56.660	1:04.531	+0.236	20.887	22.687	20.957	8	9:39:57.033	1:04.965	+0.399	21.246	22.731	20.988
9	9:41:01.538	1:04.878	+0.583	20.936	22.803	21.139	9	9:41:01.732	1:04.699	+0.133	20.953	22.776	20.970
(277) Max Renberg							(329) Marta Ariza						
1	9:32:31.314	1:05.094	+0.776	21.086	22.945	21.063	1	9:32:28.046	1:06.468	+1.876	21.898	23.423	21.147
2	9:33:36.190	1:04.876	+0.558	20.964	22.932	20.980	2	9:33:33.733	1:05.687	+1.095	21.098	23.313	21.276
3	9:34:41.740	1:05.550	+1.232	21.019	23.260	21.271	3	9:34:39.241	1:05.508	+0.916	21.634	22.948	20.926
4	9:35:46.266	1:04.526	+0.208	20.693	22.930	20.903	4	9:35:44.067	1:04.826	+0.234	20.978	22.834	21.014
5	9:36:50.727	1:04.461	+0.143	20.768	22.836	20.857	5	9:36:48.659	1:04.592		20.907	22.721	20.964
6	9:37:55.364	1:04.637	+0.319	20.770	22.962	20.905	6	9:37:53.311	1:04.652	+0.060	20.926	22.667	21.059
7	9:38:59.912	1:04.548	+0.230	20.895	22.713	20.940	7	9:38:58.104	1:04.793	+0.201	21.037	22.668	21.088
8	9:40:04.230	1:04.318		20.765	22.620	20.933	8	9:40:02.974	1:04.870	+0.278	21.061	22.691	21.118
(255) Michael Cool							(331) Oliver Hodgson						
1	9:32:28.120	1:04.784	+0.452	20.913	22.929	20.942	1	9:32:21.549	1:04.747	+0.141	20.944	22.826	20.977
2	9:33:33.327	1:05.207	+0.875	21.300	22.917	20.990	2	9:33:26.169	1:04.620	+0.014	20.980	22.777	20.863
3	9:34:38.520	1:05.193	+0.861	21.056	22.998	21.139	3	9:34:30.792	1:04.623	+0.017	20.915	22.749	20.959
4	9:35:43.694	1:05.174	+0.842	21.315	22.855	21.004	4	9:35:35.967	1:05.175	+0.569	21.282	22.912	20.981
5	9:36:48.339	1:04.645	+0.313	20.860	22.814	20.971	5	9:36:40.617	1:04.650	+0.044	21.005	22.691	20.954
6	9:37:52.671	1:04.332		20.675	22.709	20.948	6	9:37:45.554	1:04.937	+0.331	21.259	22.701	20.977
(303) Guan Yu Zhou							(329) Marta Ariza						
1	9:32:29.343	1:04.875	+0.517	21.040	22.788	21.047	1	9:32:28.046	1:06.468	+1.876	21.898	23.423	21.147
2	9:33:34.198	1:04.855	+0.497	20.612	23.396	20.847	2	9:33:33.733	1:05.687	+1.095	21.098	23.313	21.276
3	9:34:38.660	1:04.462	+0.104	20.731	22.854	20.877	3	9:34:39.241	1:05.508	+0.916	21.634	22.948	20.926
4	9:35:43.609	1:04.949	+0.591	21.073	22.857	21.019	4	9:35:44.067	1:04.826	+0.234	20.978	22.834	21.014
5	9:36:47.967	1:04.358		20.727	22.725	20.906	5	9:36:48.659	1:04.592		20.907	22.721	20.964
6	9:37:52.534	1:04.567	+0.209	20.890	22.714	20.963	6	9:37:53.311	1:04.652	+0.060	20.926	22.667	21.059
							(329) Marta Ariza						
							1 9:32:28.046 1:06.468 +1.876 21.898 23.423 21.147						
							2 9:33:33.733 1:05.687 +1.095 21.098 23.313 21.276						
							3 9:34:39.241 1:05.508 +0.916 21.634 22.948 20.926						
							4 9:35:44.067 1:04.826 +0.234 20.978 22.834 21.014						
							5 9:36:48.659 1:04.592 20.907 22.721 20.964						
							6 9:37:53.311 1:04.652 +0.060 20.926 22.667 21.059						
							7 9:38:58.104 1:04.793 +0.201 21.037 22.668 21.088						
							8 9:40:02.974 1:04.870 +0.278 21.061 22.691 21.118						
							(331) Oliver Hodgson						
							1 9:32:21.549 1:04.747 +0.141 20.944 22.826 20.977						
							2 9:33:26.169 1:04.620 +0.014 20.980 22.777 20.863						
							3 9:34:30.792 1:04.623 +0.017 20.915 22.749 20.959						
							4 9:35:35.967 1:05.175 +0.569 21.282 22.912 20.981						
							5 9:36:40.617 1:04.650 +0.044 21.005 22.691 20.954						
							6 9:37:45.554 1:04.937 +0.331 21.259 22.701 20.977						
							7 9:38:50.431 1:04.877 +0.271 21.309 22.668 20.900						
							8 9:39:55.037 1:04.606 20.998 22.658 20.950						
							9 9:40:59.674 1:04.637 +0.031 21.044 22.621 20.972						

Timekeeping M. Wagner:



Clerk of the course Thomas Lainer:

www.mylaps.com

Steward Horst Seidel:

Chief Scrutineer Paul Klaassen:

Licensed to: Motorsport Events



Rotax Euro Challenge 2014 Zuera/Spain

Rotax Seniors

Zuera 1,699 Km

Warm up Odd Numbers

19.07.2014 09:30

Practice (10:00 Time) started at 9:30:01

Lap	Time of Day	Lap Tm	Diff	S1 Tm	S2 Tm	S3 Tm
(267) Gavin Jonk						
1	9:32:24.724	1:05.449	+0.817	21.294	22.986	21.169
2	9:33:30.320	1:05.596	+0.964	21.894	22.834	20.868
3	9:34:35.566	1:05.246	+0.614	20.879	23.118	21.249
4	9:35:40.198	1:04.632		20.907	22.648	21.077
5	9:36:46.677	1:06.479	+1.847	21.575	23.978	20.926
6	9:37:51.454	1:04.777	+0.145	21.051	22.613	21.113
7	9:38:58.772	1:07.318	+2.686	21.462	22.960	22.896

(333) Sam Schippers						
1	9:38:28.285	1:05.007	+0.343	21.191	22.795	21.021
2	9:39:32.949	1:04.664		20.978	22.677	21.009
3	9:40:37.820	1:04.871	+0.207	20.941	22.686	21.244

(223) Tom Grice						
1	9:32:20.310	1:04.986	+0.255	21.268	22.873	20.845
2	9:33:25.077	1:04.767	+0.036	20.935	22.885	20.947
3	9:38:11.305	4:46.228	+3:41.497	20.986	22.850	20.911
4	9:39:16.068	1:04.763	+0.032	21.145	22.685	20.933
5	9:40:20.799	1:04.731		21.081	22.646	21.004

(283) Jonathan Aberdein						
1	9:32:24.983	1:05.196	+0.356	21.105	23.054	21.037
2	9:33:30.178	1:05.195	+0.355	21.345	22.819	21.031
3	9:34:35.522	1:05.344	+0.504	21.053	22.864	21.427
4	9:35:41.282	1:05.760	+0.920	21.790	22.971	20.999
5	9:36:46.122	1:04.840		20.974	22.869	20.997
6	9:37:51.494	1:05.372	+0.532	21.165	22.927	21.280
7	9:38:56.534	1:05.040	+0.200	20.958	22.887	21.195

(219) Marie Bakken						
1	9:32:29.981	1:08.212	+3.308	21.885	25.217	21.110
2	9:33:35.006	1:05.025	+0.121	21.069	22.956	21.000
3	9:34:40.148	1:05.142	+0.238	20.939	22.866	21.337
4	9:35:45.052	1:04.904		21.068	22.839	20.997
5	9:36:50.031	1:04.979	+0.075	21.077	22.886	21.016
6	9:37:55.267	1:05.236	+0.332	21.249	22.902	21.085

(327) Jack Aitken						
1	9:32:25.320	1:05.848	+0.913	21.566	23.303	20.979
2	9:33:30.763	1:05.443	+0.508	21.333	23.016	21.094
3	9:34:35.914	1:05.151	+0.216	21.081	22.862	21.208
4	9:35:40.849	1:04.935		20.960	22.810	21.165
5	9:36:45.999	1:05.150	+0.215	21.117	22.828	21.205
6	9:37:51.796	1:05.797	+0.862	21.888	22.838	21.071
7	9:38:56.965	1:05.169	+0.234	20.990	22.821	21.358
8	9:40:02.272	1:05.307	+0.372	21.115	22.848	21.344

(335) Kezia Santoso						
1	9:32:41.707	1:05.815	+0.582	21.515	23.093	21.207
2	9:34:24.856	1:43.149	+37.916	21.866	46.994	34.289
3	9:35:30.584	1:05.728	+0.495	21.480	23.037	21.211
4	9:36:36.040	1:05.456	+0.223	21.446	22.935	21.075
5	9:37:41.475	1:05.435	+0.202	21.399	22.914	21.122
6	9:38:46.838	1:05.363	+0.130	21.263	22.986	21.114
7	9:39:52.071	1:05.233		21.205	22.888	21.140

(309) Maxence Laurent						
1	9:32:27.987	1:06.001	+0.565	21.427	23.326	21.248
2	9:33:35.104	1:07.117	+1.681	21.400	23.882	21.835
3	9:34:40.784	1:05.680	+0.244	21.534	23.037	21.109
4	9:35:46.583	1:05.799	+0.363	21.253	23.244	21.302
5	9:36:52.084	1:05.501	+0.065	21.068	23.335	21.098
6	9:37:57.806	1:05.722	+0.286	21.270	23.107	21.345
7	9:39:03.242	1:05.436		21.194	22.979	21.263

Lap	Time of Day	Lap Tm	Diff	S1 Tm	S2 Tm	S3 Tm
(295) Joel Deputch						
1	9:32:48.315	1:06.040	+0.556	21.467	23.365	21.208
2	9:33:54.139	1:05.824	+0.340	21.301	23.271	21.252
3	9:34:59.743	1:05.604	+0.120	21.227	23.245	21.132
4	9:36:05.283	1:05.540	+0.056	21.177	23.224	21.139
5	9:37:10.923	1:05.640	+0.156	21.189	23.152	21.299
6	9:38:16.449	1:05.526	+0.042	21.208	23.198	21.120
7	9:39:21.943	1:05.494	+0.010	21.167	23.139	21.188
8	9:40:27.427	1:05.484		21.187	23.142	21.155



Rotax Euro Challenge 2014 Zuera/Spain

Rotax Seniors

Zuera 1,699 Km

RACE 3 Qualifying Heat 1 A-B

-NEW-

19.07.2014 11:00

Race (8 Laps) started at 11:04:57

Pos	No.	Name	Nat.	Chassis	Race Team	Laps	Total Tm	Diff	Best Tm	In Lap	km/h	Points
1	215	Harry Webb	GBR	Tonykart	Strawberry Racing	8	8:37.501		1:04.179	5	95,302	0
2	224	Josh Price	GBR	Tonykart	Strawberry Racing	8	8:38.385	0.884	1:04.181	6	95,299	2
3	331	Oliver Hodgson	GBR	Tonykart	KR Sport	8	8:39.140	1.639	1:04.324	5	95,087	3
4	303	Guan Yu Zhou	GBR	Tonykart	Strawberry Racing	8	8:40.366	2.865	1:04.171	7	95,314	4
5	223	Tom Grice	GBR	Tonykart	Coles Racing	8	8:40.924	3.423	1:04.329	7	95,080	5
6	226	Jessica Backman	SWE	Tonykart	Strawberry Racing	8	8:42.296	4.795	1:04.270	3	95,167	6
7	222	Lars Lamborelle	NLD	Tonykart	Strawberry Racing	8	8:42.698	5.197	1:04.244	3	95,206	7
8	227	Josh White	GBR	Tonykart	Coles Racing	8	8:42.715	5.214	1:04.459	7	94,888	8
9	214	Bas De Laat	NLD	Gillard	PDB Racing Team	8	8:43.039	5.538	1:04.518	4	94,801	9
10	286	Victor Oberg	SWE	Gillard	PDB Racing Team	8	8:43.152	5.651	1:04.313	4	95,104	10
11	319	Xavier Pozzoli	FRA	Kosmic	Sonic Racing Kart	8	8:43.401	5.900	1:04.385	8	94,997	11
12	306	Max Aitken	GBR	OTK	KR Sport	8	8:45.299	7.798	1:04.259	5	95,184	12
13	327	Jack Aitken	GBR	OTK	KR Sport	8	8:46.043	8.542	1:04.606	5	94,672	13
14	307	Lukasz Bartoszuk	POL	CRG	CRG S.P.A.	8	8:46.883	9.382	1:04.518	6	94,801	14
15	302	Zack Clamandemelo	CAN	Intrepid	Intrepid Driver Program	8	8:47.765	10.264	1:04.204	7	95,265	15
16	241	Edward Tansley	GBR	Tonykart	Coles Racing	8	8:49.280	11.779	1:04.552	3	94,752	16
17	267	Gavin Jonk	NLD	Gillard	PDB Racing Team	8	8:49.604	12.103	1:04.892	5	94,255	17
18	228	Nicolas Picot	FRA	Sodikart	Kart Pro Racing	8	8:50.698	13.197	1:05.059	8	94,013	18
19	283	Jonathan Aberdein	ZAF	Tonykart	KR Sport	8	8:51.282	13.781	1:04.814	3	94,369	19
20	295	Joel Deputch	FRA	FA Kart	Race Evo	8	8:51.796	14.295	1:04.666	8	94,584	20
21	309	Maxence Laurent	FRA	Flandria Kart	Flandria Competition Kart	8	8:53.253	15.752	1:05.246	3	93,744	21
22	219	Marie Bakken	NOR	Gillard	PDB Racing Team	8	8:53.632	16.131	1:05.061	4	94,010	22
23	296	Jose Sierra	MEX	Tonykart	Kids to Win	8	8:54.240	16.739	1:05.123	3	93,921	23
24	332	Jakub Kadlcak	CZE	Sodikart	Sodi Race Tech s.r.o.	8	8:54.287	16.786	1:05.132	3	93,908	24
25	335	Kezia Santoso	IDN	Gillard	PDB Racing Team	8	8:54.483	16.982	1:04.846	7	94,322	25
26	328	Taylor Greenfield	PER	Gillard	PDB Racing Team	8	8:54.782	17.281	1:04.920	6	94,214	26
27	334	Faisal Al Zubair	OMN	DR	Msport	6	8:58.911	2 Laps	1:05.796	5	92,960	27
28	234	Julien Falchero	FRA	Kosmic	Sonic Racing Kart		1.424	8 Laps		0	-	28

Announcements

These results are provisional until the conclusion of any judicial and technical matters!

No. 302 time penalty 10 sec / jumpstart

No. 328 warning board 5 sec. time penalty

Margin of Victory	Ø km/h	Best Lap Tm	km/h	Best Lap by
0.884	94,553	1:04.171	95,314	303 - Guan Yu Zhou

Official Timing www.rgmmc.com

Orbits

Timekeeping M. Wagner:

Clerk of the course Thomas Lainer:

www.mylaps.com

Steward Horst Seidel:

Chief Scrutineer Paul Klaassen:

Licensed to: Motorsport Events

Printed: 19.07.2014 12:59:15

posted at:

h



Rotax Euro Challenge 2014 Zuera/Spain

Rotax Seniors

Zuera 1,699 Km

RACE 3 Qualifying Heat 1 A-B

19.07.2014 11:00

Race (8 Laps) started at 11:04:57

Lap	Time of Day	Lap Tm	Diff	S1 Tm	S2 Tm	S3 Tm	Lap	Time of Day	Lap Tm	Diff	S1 Tm	S2 Tm	S3 Tm
(215) Harry Webb							(227) Josh White						
1	11:06:04.236	1:06.366	+2.187	22.225	23.170	20.971	5	11:10:24.619	1:04.460	+0.216	20.777	22.617	21.066
2	11:07:09.080	1:04.844	+0.665	20.975	22.898	20.971	6	11:11:30.359	1:05.740	+1.496	21.596	23.304	20.840
3	11:08:13.414	1:04.334	+0.155	20.730	22.711	20.893	7	11:12:34.894	1:04.535	+0.291	20.851	22.867	20.817
4	11:09:17.752	1:04.338	+0.159	20.758	22.675	20.905	8	11:13:40.495	1:05.601	+1.357	21.241	23.148	21.212
5	11:10:21.931	1:04.179		20.654	22.653	20.872	(224) Josh Price						
6	11:11:26.293	1:04.362	+0.183	20.853	22.661	20.848	1	11:06:04.567	1:06.627	+2.446	22.751	22.866	21.010
7	11:12:30.567	1:04.274	+0.095	20.827	22.581	20.866	2	11:07:10.279	1:05.712	+1.531	21.833	23.017	20.862
8	11:13:35.298	1:04.731	+0.552	21.241	22.540	20.950	3	11:08:14.631	1:04.352	+0.171	20.693	22.798	20.861
(224) Josh Price							4	11:09:19.224	1:04.593	+0.412	21.173	22.653	20.767
1	11:06:04.567	1:06.627	+2.446	22.751	22.866	21.010	5	11:10:23.462	1:04.238	+0.057	20.769	22.653	20.816
2	11:07:10.279	1:05.712	+1.531	21.833	23.017	20.862	6	11:11:27.643	1:04.181		20.668	22.624	20.889
3	11:08:14.631	1:04.352	+0.171	20.693	22.798	20.861	7	11:12:31.931	1:04.288	+0.107	20.851	22.611	1:04.288
4	11:09:19.224	1:04.593	+0.412	21.173	22.653	20.767	8	11:13:36.182	1:04.251	+0.070	20.783	22.553	20.915
5	11:10:23.462	1:04.238	+0.057	20.769	22.653	20.816	(214) Bas De Laet						
6	11:11:27.643	1:04.181		20.668	22.624	20.889	1	11:06:07.200	1:09.059	+4.541	24.401	23.561	21.097
7	11:12:31.931	1:04.288	+0.107	20.851	22.611	1:04.288	2	11:07:12.933	1:05.733	+1.215	20.942	23.742	21.049
8	11:13:36.182	1:04.251	+0.070	20.783	22.553	20.915	3	11:08:18.064	1:05.131	+0.613	21.081	23.000	21.050
(331) Oliver Hodgson							4	11:09:22.582	1:04.518		20.788	22.746	20.984
1	11:06:04.765	1:06.789	+2.465	22.857	22.926	21.006	5	11:10:27.135	1:04.553	+0.035	20.800	22.761	20.992
2	11:07:09.746	1:04.981	+0.657	21.212	22.758	21.011	6	11:11:31.784	1:04.649	+0.131	21.018	22.648	20.983
3	11:08:14.159	1:04.413	+0.089	20.853	22.636	20.924	7	11:12:36.309	1:04.525	+0.007	20.954	22.596	20.975
4	11:09:19.038	1:04.879	+0.555	21.377	22.693	20.809	8	11:13:40.836	1:04.527	+0.009	20.875	22.647	21.005
5	11:10:23.362	1:04.324		20.712	22.645	20.967	(286) Victor Oberg						
6	11:11:27.917	1:04.555	+0.231	21.039	22.610	20.906	1	11:06:08.858	1:10.010	+5.697	25.056	23.253	21.701
7	11:12:32.398	1:04.481	+0.157	21.028	22.557	20.896	2	11:07:13.511	1:04.653	+0.340	20.925	22.860	20.868
8	11:13:36.937	1:04.539	+0.215	21.060	22.565	20.914	3	11:08:18.745	1:05.234	+0.921	21.163	23.189	20.882
(303) Guan Yu Zhou							4	11:09:23.058	1:04.313		20.683	22.727	20.903
1	11:06:05.008	1:06.943	+2.772	23.142	22.851	20.950	5	11:10:27.514	1:04.456	+0.143	20.759	22.820	20.877
2	11:07:10.047	1:05.039	+0.868	21.182	22.993	20.864	6	11:11:32.022	1:04.508	+0.195	20.782	22.820	20.906
3	11:08:14.428	1:04.381	+0.210	20.748	22.798	20.835	7	11:12:36.520	1:04.498	+0.185	20.863	22.774	20.861
4	11:09:19.599	1:05.171	+1.000	21.445	22.848	20.878	8	11:13:40.949	1:04.429	+0.116	20.882	22.670	20.877
5	11:10:24.558	1:04.959	+0.788	20.909	22.870	21.180	(319) Xavier Pozzoli						
6	11:11:29.571	1:05.013	+0.842	21.199	22.814	21.000	1	11:06:06.409	1:07.910	+3.525	23.769	23.081	21.060
7	11:12:33.742	1:04.171		20.646	22.595	20.930	2	11:07:12.863	1:06.454	+2.069	21.951	23.486	21.017
8	11:13:38.163	1:04.421	+0.250	20.799	22.709	20.913	3	11:08:18.155	1:05.292	+0.907	21.082	23.206	21.004
(223) Tom Grice							4	11:09:22.810	1:04.655	+0.270	20.937	22.838	20.880
1	11:06:04.224	1:06.328	+1.999	21.957	23.204	21.167	5	11:10:27.679	1:04.869	+0.484	21.207	22.695	20.967
2	11:07:09.907	1:05.683	+1.354	21.968	22.823	20.892	6	11:11:32.316	1:04.637	+0.252	20.840	22.863	20.934
3	11:08:14.326	1:04.419	+0.090	20.790	22.782	20.847	7	11:12:36.813	1:04.497	+0.112	20.900	22.699	20.898
4	11:09:18.965	1:04.639	+0.310	20.911	22.803	20.925	8	11:13:41.198	1:04.385		20.826	22.631	20.928
5	11:10:24.393	1:05.428	+1.099	21.294	22.851	21.283	(306) Max Aitken						
6	11:11:29.631	1:05.238	+0.909	21.441	22.862	20.935	1	11:06:10.206	1:10.481	+6.222	25.404	23.376	21.701
7	11:12:33.960	1:04.329		20.744	22.703	20.882	2	11:07:15.122	1:04.916	+0.657	21.402	22.591	20.923
8	11:13:38.721	1:04.761	+0.432	20.792	22.948	21.021	3	11:08:19.962	1:04.840	+0.581	20.794	23.111	20.935
(226) Jessica Backman							4	11:09:24.776	1:04.814	+0.555	21.172	22.707	20.935
1	11:06:05.810	1:07.360	+3.090	23.431	22.995	20.934	5	11:10:29.035	1:04.259		20.649	22.682	20.928
2	11:07:10.704	1:04.894	+0.624	21.108	22.928	20.858	6	11:11:33.502	1:04.467	+0.208	20.846	22.692	20.929
3	11:08:14.974	1:04.270		20.779	22.663	20.828	7	11:12:37.815	1:04.313	+0.054	20.746	22.577	20.990
4	11:09:19.750	1:04.776	+0.506	21.051	22.816	20.909	8	11:13:43.096	1:05.281	+1.022	21.607	22.715	20.959
5	11:10:24.507	1:04.757	+0.487	20.659	22.812	21.286	(327) Jack Aitken						
6	11:11:29.840	1:05.333	+1.063	21.587	22.866	20.880	1	11:06:08.814	1:09.592	+4.986	23.940	23.809	21.843
7	11:12:35.081	1:05.241	+0.971	21.491	22.833	20.917	2	11:07:13.989	1:05.175	+0.569	21.407	22.739	21.029
8	11:13:40.093	1:05.012	+0.742	21.270	22.796	20.946	3	11:08:18.972	1:04.983	+0.377	21.011	22.937	21.035
(222) Lars Lamborelle							4	11:09:24.196	1:05.224	+0.618	21.269	22.930	21.025
1	11:06:06.681	1:07.909	+3.665	23.631	23.293	20.985	5	11:10:28.802	1:04.606		20.846	22.698	21.062
2	11:07:11.536	1:04.855	+0.611	21.147	22.784	20.924	6	11:11:33.826	1:05.024	+0.418	20.888	23.067	21.069
3	11:08:15.780	1:04.244		20.759	22.698	20.787	7	11:12:38.495	1:04.669	+0.063	20.892	22.729	21.048
4	11:09:20.159	1:04.379	+0.135	20.613	22.900	20.866	8	11:13:43.840	1:05.345	+0.739	21.267	22.956	21.122
(307) Lukasz Bartoszyk													

Timekeeping M. Wagner:

Clerk of the course Thomas Lainer:

Steward Horst Seidel:

Chief Scrutineer Paul Klaassen:



Rotax Euro Challenge 2014 Zuera/Spain

Rotax Seniors

Zuera 1,699 Km

RACE 3 Qualifying Heat 1 A-B

19.07.2014 11:00

Race (8 Laps) started at 11:04:57

Lap	Time of Day	Lap Tm	Diff	S1 Tm	S2 Tm	S3 Tm	Lap	Time of Day	Lap Tm	Diff	S1 Tm	S2 Tm	S3 Tm
1	11:06:06.640	1:08.018	+3.500	23.713	23.247	21.058	7	11:12:45.587	1:05.302	+0.056	21.145	23.158	20.999
2	11:07:12.802	1:06.162	+1.644	21.634	23.402	21.126	8	11:13:51.050	1:05.463	+0.217	21.284	23.052	21.127
3	11:08:19.100	1:06.298	+1.780	22.259	23.140	20.899	(219) Marie Bakken						
4	11:09:23.855	1:04.755	+0.237	21.069	22.757	20.929	1	11:06:10.023	1:10.682	+5.621	24.946	23.970	21.766
5	11:10:28.431	1:04.576	+0.058	20.820	22.718	21.038	2	11:07:17.027	1:07.004	+1.943	22.604	23.379	21.021
6	11:11:32.949	1:04.518		20.864	22.677	20.977	3	11:08:22.303	1:05.276	+0.215	21.109	23.140	21.027
7	11:12:37.654	1:04.705	+0.187	20.976	22.753	20.976	4	11:09:27.364	1:05.061		21.125	22.924	21.012
8	11:13:44.680	1:07.026	+2.508	22.997	23.093	20.936	5	11:10:33.562	1:06.198	+1.137	21.378	23.592	21.228
(302) Zack Clamandemelo							6	11:11:40.484	1:06.922	+1.861	22.127	23.574	21.221
1	11:06:03.932	1:06.135	+1.931	21.965	23.025	21.145	7	11:12:46.005	1:05.521	+0.460	21.319	23.093	21.109
2	11:07:09.145	1:05.213	+1.009	21.391	22.917	20.905	8	11:13:51.429	1:05.424	+0.363	21.389	23.004	21.031
3	11:08:13.616	1:04.471	+0.267	20.760	22.796	20.915	(296) Jose Sierra						
4	11:09:17.958	1:04.342	+0.138	20.717	22.719	20.906	1	11:06:10.417	1:10.764	+5.641	25.009	24.011	21.744
5	11:10:22.259	1:04.301	+0.097	20.675	22.729	20.897	2	11:07:16.137	1:05.720	+0.597	21.684	22.888	21.148
6	11:11:26.585	1:04.326	+0.122	20.787	22.655	20.884	3	11:08:21.260	1:05.123		21.094	22.867	21.162
7	11:12:30.789	1:04.204		20.804	22.598	20.802	4	11:09:26.945	1:05.685	+0.562	21.031	23.348	21.306
8	11:13:35.562	1:04.773	+0.569	21.245	22.667	20.861	5	11:10:33.480	1:06.535	+1.412	21.565	23.354	21.616
(267) Gavin Jonk							6	11:11:40.391	1:06.911	+1.788	21.517	24.159	21.235
1	11:06:09.251	1:10.125	+5.233	24.925	23.910	21.290	7	11:12:45.912	1:05.521	+0.398	21.283	23.084	21.154
2	11:07:14.574	1:05.323	+0.431	21.482	22.754	21.087	8	11:13:52.037	1:06.125	+1.002	21.585	23.450	21.090
3	11:08:19.932	1:05.358	+0.466	21.013	23.288	21.057	(241) Edward Tansley						
4	11:09:26.031	1:06.099	+1.207	21.532	23.560	21.007	1	11:06:11.371	1:11.912	+7.360	26.640	24.080	21.192
5	11:10:30.923	1:04.892		21.020	22.748	21.124	2	11:07:16.719	1:05.348	+0.796	21.349	23.055	20.944
6	11:11:35.921	1:04.998	+0.106	21.253	22.642	21.103	3	11:08:21.271	1:04.552		20.773	22.868	20.911
7	11:12:42.082	1:06.161	+1.269	21.963	23.199	20.999	4	11:09:26.563	1:05.292	+0.740	20.673	23.580	21.039
8	11:13:47.401	1:05.319	+0.427	21.220	23.078	21.021	5	11:10:31.661	1:05.098	+0.546	20.921	23.247	20.930
(228) Nicolas Picot							6	11:11:36.247	1:04.586	+0.034	20.928	22.804	20.854
1	11:06:08.956	1:09.802	+4.743	23.573	24.192	22.037	7	11:12:41.830	1:05.583	+1.031	21.565	23.077	20.941
2	11:07:14.423	1:05.467	+0.408	21.402	23.001	21.064	8	11:13:47.077	1:05.247	+0.695	21.349	22.956	20.942
3	11:08:20.167	1:05.744	+0.685	20.906	23.668	21.170	(332) Jakob Kadlcak						
4	11:09:26.203	1:06.036	+0.977	21.133	23.803	21.100	1	11:06:10.269	1:10.200	+5.068	24.871	23.493	21.836
5	11:10:32.841	1:06.638	+1.579	21.002	24.447	21.189	2	11:07:15.657	1:05.388	+0.256	21.603	22.848	20.937
6	11:11:37.943	1:05.102	+0.043	21.135	22.897	21.070	3	11:08:20.789	1:05.132		20.849	23.356	20.927
7	11:12:43.436	1:05.493	+0.434	21.167	23.283	21.043	4	11:09:26.471	1:05.682	+0.550	20.923	23.559	21.200
8	11:13:48.495	1:05.059		21.105	22.922	21.032	5	11:10:33.399	1:06.928	+1.796	21.606	23.649	21.673
(283) Jonathan Aberdein							6	11:11:39.632	1:06.233	+1.101	21.448	23.513	21.272
1	11:06:11.906	1:12.356	+7.542	27.618	23.414	21.324	7	11:12:45.493	1:05.861	+0.729	21.684	22.999	21.178
2	11:07:17.340	1:05.434	+0.620	21.053	23.273	21.108	8	11:13:52.084	1:06.591	+1.459	21.858	23.710	21.023
3	11:08:22.154	1:04.814		20.810	22.821	21.183	(335) Kezia Santoso						
4	11:09:27.068	1:04.914	+0.100	20.929	22.788	21.197	1	11:06:15.310	1:16.610	+11.764	32.019	23.276	21.315
5	11:10:32.996	1:05.928	+1.114	21.437	23.232	21.259	2	11:07:20.683	1:05.373	+0.527	21.295	22.876	21.202
6	11:11:38.211	1:05.215	+0.401	20.985	23.062	21.168	3	11:08:25.897	1:05.214	+0.368	21.348	22.839	21.027
7	11:12:44.237	1:06.026	+1.212	20.924	23.888	21.214	4	11:09:31.240	1:05.343	+0.497	21.300	22.967	21.076
8	11:13:49.079	1:04.842	+0.028	21.006	22.774	21.062	5	11:10:36.607	1:05.367	+0.521	21.429	22.844	21.094
(295) Joel Deputch							6	11:11:41.707	1:05.100	+0.254	21.223	22.845	21.032
1	11:06:07.738	1:08.662	+3.996	23.574	24.064	21.024	7	11:12:46.553	1:04.846		21.179	22.750	20.917
2	11:07:13.137	1:05.399	+0.733	21.135	23.103	21.161	8	11:13:52.280	1:05.727	+0.881	21.088	23.600	21.039
3	11:08:20.342	1:07.205	+2.539	21.324	24.769	21.112	(328) Taylor Greenfield						
4	11:09:26.742	1:06.400	+1.734	21.225	23.920	21.255	1	11:06:09.016	1:09.554	+4.634	24.495	23.464	21.595
5	11:10:33.616	1:06.874	+2.208	21.863	23.920	21.091	2	11:07:15.026	1:06.010	+1.090	21.825	23.026	21.159
6	11:11:39.931	1:06.315	+1.649	21.551	23.843	20.921	3	11:08:20.463	1:05.437	+0.517	21.305	23.103	21.029
7	11:12:44.927	1:04.996	+0.330	21.210	22.893	20.893	4	11:09:26.499	1:06.036	+1.116	21.192	23.734	21.110
8	11:13:49.593	1:04.666		20.891	22.828	20.947	5	11:10:31.854	1:05.355	+0.435	20.924	23.198	21.233
(309) Maxence Laurent							6	11:11:36.774	1:04.920		20.962	22.869	21.089
1	11:06:09.937	1:10.358	+5.112	24.893	23.885	21.580	7	11:12:42.295	1:05.521	+0.601	21.254	23.210	21.057
2	11:07:17.419	1:07.482	+2.236	23.048	23.493	20.941	8	11:13:47.579	1:05.284	+0.364	21.010	23.259	21.015
3	11:08:22.665	1:05.246		21.060	23.126	21.060	(334) Faisal Al Zubair						
4	11:09:28.032	1:05.367	+0.121	21.080	23.136	21.151	1	11:06:12.715	1:12.710	+6.914	25.481	24.457	22.772
5	11:10:33.764	1:05.732	+0.486	21.252	23.362	21.118	2	11:07:41.015	1:28.300	+22.504	22.056	24.159	42.085
6	11:11:40.285	1:06.521	+1.275	21.620	23.699	21.202							



Rotax Euro Challenge 2014 Zuera/Spain

Rotax Seniors

Zuera 1,699 Km

RACE 3 Qualifying Heat 1 A-B

19.07.2014 11:00

Race (8 Laps) started at 11:04:57

Lap	Time of Day	Lap Tm	Diff	S1 Tm	S2 Tm	S3 Tm	Lap	Time of Day	Lap Tm	Diff	S1 Tm	S2 Tm	S3 Tm
3	11:10:38.463	2:57.448	+1:51.652	2:12.316	23.635	21.497							
4	11:11:44.839	1:06.376	+0.580	21.712	23.422	21.242							
5	11:12:50.635	1:05.796		21.334	23.143	21.319							
6	11:13:56.708	1:06.073	+0.277	21.456	23.305	21.312							



Rotax Euro Challenge 2014 Zuera/Spain

Rotax Seniors

Zuera 1,699 Km

RACE 4 Qualifying Heat 2 C-D

19.07.2014 11:20

Race (8 Laps) started at 11:22:53

Pos	No.	Name	Nat.	Chassis	Race Team	Laps	Total Tm	Diff	Best Tm	In Lap	km/h	Points
1	205	Edward Brand	GBR	Intrepid	Intrepid Driver Program	8	8:38.461		1:04.483	6	94,853	0
2	250	Joseph Reilly	GBR	Tonykart	Strawberry Racing	8	8:38.570	0.109	1:04.426	6	94,937	2
3	212	Pierce Lehane	GBR	Alonso	Dan Holland Racing	8	8:41.362	2.901	1:04.373	6	95,015	3
4	210	Luke Varley	GBR	Birel	KMS Birel Motorsport	8	8:42.031	3.570	1:04.743	5	94,472	4
5	248	Philip Vollstedt	DNK	Tonykart	RS Competition	8	8:42.244	3.783	1:04.784	5	94,412	5
6	260	Sam Smelt	GBR	Kosmic	Aim Motorsport	8	8:43.397	4.936	1:04.500	5	94,828	6
7	204	Martin Mortensen	DNK	Tonykart	RS Competition	8	8:43.438	4.977	1:04.524	5	94,793	7
8	230	Alessandro Trombelli	ITA	Kosmic	Sinergy Motorsport	8	8:43.791	5.330	1:04.672	3	94,576	8
9	289	Brett Ward	GBR	Alonso	Dan Holland Racing	8	8:44.227	5.766	1:04.444	3	94,910	9
10	308	Dionisios Marcu	ROU	CRG	CRG S.P.A.	8	8:44.289	5.828	1:04.690	7	94,549	10
11	208	Glenn Van Parijs	BEL	Tonykart	Bouvin Power	8	8:44.680	6.219	1:04.573	7	94,721	11
12	277	Max Renberg	SWE	Tonykart	RS Competition	8	8:45.197	6.736	1:04.626	8	94,643	12
13	330	Tomoki Takahasi	JPN	Intrepid	Intrepid Driver Program	8	8:45.671	7.210	1:04.474	7	94,866	13
14	255	Michael Cool	BEL	Tonykart	Bouvin Power	8	8:47.475	9.014	1:04.691	3	94,548	14
15	225	Constantin Schoell	AUT	FA Kart	Dan Holland Racing	8	8:47.693	9.232	1:04.627	5	94,642	15
16	218	Petr Bezel	CZE	MS Kart	MS Kart Racing Team	8	8:50.301	11.840	1:05.224	6	93,775	16
17	258	Vincent Fraisse	FRA	Sodikart	Sodikart	8	8:50.327	11.866	1:04.699	4	94,536	17
18	256	Marc Gonzalez	ESP	Kosmic	Binakart	8	8:50.480	12.019	1:04.773	4	94,428	18
19	324	Antoni Ptak	POL	Birel	KMS Birel Motorsport	8	8:50.657	12.196	1:04.814	7	94,369	19
20	292	Benjamin Bailly	DNK	Tonykart	RS Competition	8	8:51.572	13.111	1:04.877	7	94,277	20
21	326	Michael Buchholz	ZAF	Intrepid	Intrepid Driver Program	8	8:52.085	13.624	1:05.070	7	93,997	21
22	220	Abdullah Al Rawahi	OMN	DR	Msport	8	8:52.431	13.970	1:05.203	7	93,805	22
23	329	Marta Ariza	ESP	Formula K	Team Ivan Racing	8	8:52.569	14.108	1:04.904	4	94,238	23
24	266	Christian Loft	DNK	Tonykart	RS Competition	8	8:54.174	15.713	1:05.036	7	94,046	24
25	333	Sam Schippers	NLD	FA Kart	Team TKP	6	8:55.674	2 Laps	1:04.667	5	94,583	25
26	246	Maksim Shtotland	RUS	FA Kart	Mayak Racing	2	2:20.105	6 Laps	1:08.763	2	88,949	26

Announcements

These results are provisional until the conclusion of any judicial and technical matters!

Margin of Victory	Ø km/h	Best Lap Tm	km/h	Best Lap by
0.109	94,378	1:04.373	95,015	212 - Pierce Lehane

Official Timing www.rgmmc.com

Orbits

Timekeeping M. Wagner:

Clerk of the course Thomas Lainer:

www.mylaps.com

Steward Horst Seidel:

Chief Scrutineer Paul Klaassen:

Licensed to: Motorsport Events

Printed: 19.07.2014 11:35:32

posted at:

h



Rotax Euro Challenge 2014 Zuera/Spain

Rotax Seniors

Zuera 1,699 Km

RACE 4 Qualifying Heat 2 C-D

19.07.2014 11:20

Race (8 Laps) started at 11:22:53

Lap	Time of Day	Lap Tm	Diff	S1 Tm	S2 Tm	S3 Tm
(205) Edward Brand						
1	11:23:59.129	1:05.871	+1.388	21.943	22.834	21.094
2	11:25:03.897	1:04.768	+0.285	20.844	22.829	21.095
3	11:26:08.769	1:04.872	+0.389	21.025	22.795	21.052
4	11:27:13.405	1:04.636	+0.153	20.917	22.819	20.900
5	11:28:17.968	1:04.563	+0.080	20.887	22.790	20.886
6	11:29:22.451	1:04.483		20.879	22.714	20.890
7	11:30:26.936	1:04.485	+0.002	20.873	22.699	20.913
8	11:31:31.719	1:04.783	+0.300	21.102	22.713	20.968

Lap	Time of Day	Lap Tm	Diff	S1 Tm	S2 Tm	S3 Tm
(230) Alessandro Trombelli						
1	11:24:00.389	1:07.005	+2.333	22.842	23.044	21.119
2	11:25:06.068	1:05.679	+1.007	21.614	22.996	21.069
3	11:26:10.740	1:04.672		20.729	22.792	21.151
4	11:27:16.185	1:05.445	+0.773	21.103	23.202	21.140
5	11:28:20.933	1:04.748	+0.076	20.836	22.848	21.064
6	11:29:25.919	1:04.986	+0.314	21.016	22.871	21.099
7	11:30:31.859	1:05.940	+1.268	21.566	23.325	21.049
8	11:31:37.049	1:05.190	+0.518	21.081	22.929	21.180

Lap	Time of Day	Lap Tm	Diff	S1 Tm	S2 Tm	S3 Tm
(250) Joseph Reilly						
1	11:23:59.230	1:05.943	+1.517	21.990	22.951	21.002
2	11:25:03.958	1:04.728	+0.302	20.838	22.885	21.005
3	11:26:08.603	1:04.645	+0.219	20.818	22.767	21.060
4	11:27:13.289	1:04.686	+0.260	20.955	22.723	21.008
5	11:28:17.750	1:04.461	+0.035	20.847	22.678	20.936
6	11:29:22.176	1:04.426		20.866	22.666	20.894
7	11:30:26.770	1:04.594	+0.168	20.953	22.706	20.935
8	11:31:31.828	1:05.058	+0.632	21.328	22.793	20.937

Lap	Time of Day	Lap Tm	Diff	S1 Tm	S2 Tm	S3 Tm
(289) Brett Ward						
1	11:24:04.169	1:09.758	+5.314	24.019	24.537	21.202
2	11:25:09.275	1:05.106	+0.662	21.023	23.055	21.028
3	11:26:13.719	1:04.444		20.754	22.755	20.935
4	11:27:18.354	1:04.635	+0.191	20.879	22.873	20.883
5	11:28:22.986	1:04.632	+0.188	20.933	22.764	20.935
6	11:29:27.472	1:04.486	+0.042	20.847	22.707	20.932
7	11:30:32.380	1:04.908	+0.464	20.858	23.051	20.999
8	11:31:37.485	1:05.105	+0.661	21.343	22.819	20.943

Lap	Time of Day	Lap Tm	Diff	S1 Tm	S2 Tm	S3 Tm
(212) Pierce Lehane						
1	11:24:01.260	1:07.617	+3.244	23.550	23.135	20.932
2	11:25:06.330	1:05.070	+0.697	21.016	23.131	20.923
3	11:26:10.849	1:04.519	+0.146	20.905	22.713	20.901
4	11:27:15.607	1:04.758	+0.385	20.917	22.955	20.886
5	11:28:20.468	1:04.861	+0.488	20.708	23.081	21.072
6	11:29:24.841	1:04.373		20.848	22.680	20.845
7	11:30:29.760	1:04.919	+0.546	20.955	23.057	20.907
8	11:31:34.620	1:04.860	+0.487	21.118	22.714	21.028

Lap	Time of Day	Lap Tm	Diff	S1 Tm	S2 Tm	S3 Tm
(308) Dionisio Marcu						
1	11:24:02.369	1:08.548	+3.858	23.493	24.036	21.019
2	11:25:07.528	1:05.159	+0.469	20.969	23.134	21.056
3	11:26:12.313	1:04.785	+0.095	21.026	22.786	20.973
4	11:27:18.139	1:05.826	+1.136	21.641	23.207	20.978
5	11:28:23.344	1:05.205	+0.515	21.570	22.775	20.860
6	11:29:28.096	1:04.752	+0.062	20.996	22.855	20.901
7	11:30:32.786	1:04.690		21.054	22.791	20.845
8	11:31:37.547	1:04.761	+0.071	21.212	22.713	20.836

Lap	Time of Day	Lap Tm	Diff	S1 Tm	S2 Tm	S3 Tm
(210) Luke Varley						
1	11:24:00.028	1:06.668	+1.925	22.542	23.067	21.059
2	11:25:04.980	1:04.952	+0.209	20.994	22.946	21.012
3	11:26:09.886	1:04.906	+0.163	21.010	22.830	21.066
4	11:27:14.677	1:04.791	+0.048	21.023	22.755	21.013
5	11:28:19.420	1:04.743		21.010	22.745	20.988
6	11:29:24.212	1:04.792	+0.049	21.039	22.749	21.004
7	11:30:29.619	1:05.407	+0.664	21.482	22.941	20.984
8	11:31:35.289	1:05.670	+0.927	21.853	22.837	20.980

Lap	Time of Day	Lap Tm	Diff	S1 Tm	S2 Tm	S3 Tm
(208) Glenn Van Parijs						
1	11:24:01.416	1:07.834	+3.261	22.825	23.193	21.816
2	11:25:06.645	1:05.229	+0.656	20.990	23.117	21.122
3	11:26:12.114	1:05.469	+0.896	21.046	23.014	21.409
4	11:27:18.314	1:06.200	+1.627	22.071	23.060	21.069
5	11:28:23.226	1:04.912	+0.339	21.143	22.769	21.000
6	11:29:28.718	1:05.492	+0.919	21.179	22.945	21.368
7	11:30:33.291	1:04.573		20.883	22.681	21.009
8	11:31:37.938	1:04.647	+0.074	20.991	22.680	20.976

Lap	Time of Day	Lap Tm	Diff	S1 Tm	S2 Tm	S3 Tm
(248) Philip Vollstedt						
1	11:23:59.868	1:06.549	+1.765	22.452	23.056	21.041
2	11:25:05.145	1:05.277	+0.493	21.221	23.052	21.004
3	11:26:10.061	1:04.916	+0.132	20.979	22.965	20.972
4	11:27:14.945	1:04.884	+0.100	21.034	22.891	20.959
5	11:28:19.729	1:04.784		20.930	22.892	20.962
6	11:29:24.530	1:04.801	+0.017	20.953	22.883	20.965
7	11:30:29.448	1:04.918	+0.134	21.038	22.891	20.989
8	11:31:35.502	1:06.054	+1.270	22.100	23.054	20.900

Lap	Time of Day	Lap Tm	Diff	S1 Tm	S2 Tm	S3 Tm
(277) Max Renberg						
1	11:24:03.807	1:09.279	+4.653	23.534	24.627	21.118
2	11:25:09.204	1:05.397	+0.771	21.308	23.003	21.086
3	11:26:14.191	1:04.987	+0.361	21.167	22.800	21.020
4	11:27:19.100	1:04.909	+0.283	21.057	22.856	20.996
5	11:28:24.024	1:04.924	+0.298	21.048	22.938	20.938
6	11:29:29.118	1:05.094	+0.468	20.958	23.149	20.987
7	11:30:33.829	1:04.711	+0.085	20.927	22.755	21.029
8	11:31:38.455	1:04.626		20.965	22.767	20.894

Lap	Time of Day	Lap Tm	Diff	S1 Tm	S2 Tm	S3 Tm
(260) Sam Smelt						
1	11:24:00.882	1:07.162	+2.662	23.108	22.907	21.147
2	11:25:06.197	1:05.315	+0.815	21.286	22.981	21.048
3	11:26:11.644	1:05.447	+0.947	21.407	22.972	21.068
4	11:27:16.555	1:04.911	+0.411	21.033	22.874	21.004
5	11:28:21.055	1:04.500		20.860	22.676	20.964
6	11:29:26.045	1:04.990	+0.490	21.011	22.981	20.998
7	11:30:31.324	1:05.279	+0.779	21.310	22.922	21.047
8	11:31:36.655	1:05.331	+0.831	21.476	22.804	21.051

Lap	Time of Day	Lap Tm	Diff	S1 Tm	S2 Tm	S3 Tm
(330) Tomoki Takahasi						
1	11:24:02.764	1:08.980	+4.506	24.116	23.783	21.081
2	11:25:08.094	1:05.330	+0.856	21.197	22.906	21.227
3	11:26:12.756	1:04.662	+0.188	20.935	22.766	20.961
4	11:27:17.933	1:05.177	+0.703	21.293	22.867	21.017
5	11:28:24.458	1:06.525	+2.051	22.074	23.294	21.157
6	11:29:29.457	1:04.999	+0.525	21.073	22.899	21.027
7	11:30:33.931	1:04.474		20.743	22.818	20.913
8	11:31:38.929	1:04.998	+0.524	21.032	22.873	21.093

Lap	Time of Day	Lap Tm	Diff	S1 Tm	S2 Tm	S3 Tm
(204) Martin Mortensen						
1	11:24:02.882	1:08.936	+4.412	23.642	24.235	21.059
2	11:25:07.578	1:04.696	+0.172	20.946	22.796	20.954
3	11:26:12.217	1:04.639	+0.115	20.784	22.787	21.068
4	11:27:17.074	1:04.857	+0.333	21.041	22.773	21.043

Lap	Time of Day	Lap Tm	Diff	S1 Tm	S2 Tm	S3 Tm
(255) Michael Cool						



Rotax Euro Challenge 2014 Zuera/Spain

Rotax Seniors

Zuera 1,699 Km

RACE 4 Qualifying Heat 2 C-D

19.07.2014 11:20

Race (8 Laps) started at 11:22:53

Lap	Time of Day	Lap Tm	Diff	S1 Tm	S2 Tm	S3 Tm	Lap	Time of Day	Lap Tm	Diff	S1 Tm	S2 Tm	S3 Tm							
1	11:24:00.475	1:07.037	+2.346	22.790	23.242	21.005	7	11:30:38.006	1:04.877		21.018	22.879	20.980							
2	11:25:05.790	1:05.315	+0.624	21.307	23.003	21.005	8	11:31:44.830	1:06.824	+1.947	22.177	23.488	21.159							
3	11:26:10.481	1:04.691		20.711	22.926	21.054	(326) Michael Buchholz													
4	11:27:15.312	1:04.831	+0.140	20.918	22.865	21.048	1	11:24:04.498	1:09.894	+4.824	24.591	23.960	21.343							
5	11:28:20.439	1:05.127	+0.436	20.755	23.233	21.139	2	11:25:11.480	1:06.982	+1.912	21.343	24.436	21.203							
6	11:29:26.853	1:06.414	+1.723	21.704	23.683	21.027	3	11:26:16.621	1:05.141	+0.071	21.060	22.928	21.153							
7	11:30:32.287	1:05.434	+0.743	20.716	22.984	21.734	4	11:27:22.389	1:05.768	+0.698	20.939	23.530	21.299							
8	11:31:40.733	1:08.446	+3.755	23.738	23.693	21.015	5	11:28:28.374	1:05.985	+0.915	21.731	23.123	21.131							
(225) Constantin Schoell																				
1	11:24:01.570	1:07.981	+3.354	23.687	23.231	21.063	6	11:29:34.192	1:05.818	+0.748	21.676	22.964	21.178							
2	11:25:06.705	1:05.135	+0.508	21.361	22.839	20.935	7	11:30:39.262	1:05.070		20.983	22.830	21.257							
3	11:26:12.164	1:05.459	+0.832	21.269	23.008	21.182	8	11:31:45.343	1:06.081	+1.011	21.310	23.483	21.288							
4	11:27:17.258	1:05.094	+0.467	21.190	22.853	21.051	(220) Abdullah Al Rawahi													
5	11:28:21.885	1:04.627		20.885	22.731	21.011	1	11:24:01.209	1:07.705	+2.502	23.551	23.049	21.105							
6	11:29:27.038	1:05.153	+0.526	20.828	23.233	21.092	2	11:25:10.068	1:08.859	+3.656	21.902	25.483	21.474							
7	11:30:32.326	1:05.288	+0.661	20.892	23.021	21.375	3	11:26:15.449	1:05.381	+0.178	21.228	23.074	21.079							
8	11:31:40.951	1:08.625	+3.998	24.023	23.531	21.071	4	11:27:21.488	1:06.039	+0.836	21.855	23.126	21.058							
(218) Petr Bezel																				
1	11:24:03.512	1:09.506	+4.282	23.968	24.417	21.121	5	11:28:27.581	1:06.093	+0.890	21.851	23.146	21.096							
2	11:25:10.230	1:06.718	+1.494	21.946	23.466	21.306	6	11:29:34.746	1:07.165	+1.962	22.956	23.165	21.044							
3	11:26:15.758	1:05.528	+0.304	21.348	23.038	21.142	7	11:30:39.949	1:05.203		21.103	22.986	21.114							
4	11:27:21.329	1:05.571	+0.347	21.473	22.956	21.142	8	11:31:45.689	1:05.740	+0.537	21.252	23.192	21.296							
5	11:28:27.182	1:05.853	+0.629	21.816	22.971	21.066	(329) Marta Ariza													
6	11:29:32.406	1:05.224		21.235	22.849	21.140	1	11:24:04.850	1:10.510	+5.606	24.880	24.428	21.202							
7	11:30:37.639	1:05.233	+0.009	21.336	22.865	21.032	2	11:25:12.081	1:07.231	+2.327	21.274	24.699	21.258							
8	11:31:43.559	1:05.920	+0.696	21.527	23.193	21.200	3	11:26:18.268	1:06.187	+1.283	21.979	23.129	21.079							
(258) Vincent Fraise																				
1	11:24:01.926	1:08.026	+3.327	23.504	23.493	21.029	4	11:27:23.172	1:04.904		21.048	22.826	21.030							
2	11:25:12.183	1:10.257	+5.558	21.276	27.641	21.340	5	11:28:28.502	1:05.330	+0.426	21.130	23.079	21.121							
3	11:26:17.775	1:05.592	+0.893	21.626	22.858	21.108	6	11:29:34.345	1:05.843	+0.939	21.739	22.985	21.119							
4	11:27:22.474	1:04.699		20.985	22.829	20.885	7	11:30:39.397	1:05.052	+0.148	21.183	22.824	21.045							
5	11:28:27.681	1:05.207	+0.508	20.967	23.237	21.003	8	11:31:45.827	1:06.430	+1.526	21.388	23.350	21.692							
6	11:29:32.638	1:04.957	+0.258	21.120	22.837	21.000	(266) Christian Loft													
7	11:30:37.459	1:04.821	+0.122	20.992	22.758	21.071	1	11:24:05.130	1:10.567	+5.531	25.309	24.046	21.212							
8	11:31:43.585	1:06.126	+1.427	21.965	23.103	21.058	2	11:25:14.538	1:09.408	+4.372	21.236	24.639	23.533							
(256) Marc Gonzalez																				
1	11:24:04.980	1:11.087	+6.314	23.624	26.220	21.243	3	11:26:19.871	1:05.333	+0.297	21.309	22.947	21.077							
2	11:25:12.023	1:07.043	+2.270	21.216	24.355	21.472	4	11:27:25.252	1:05.381	+0.345	21.189	23.060	21.132							
3	11:26:17.984	1:05.961	+1.188	22.006	22.958	20.997	5	11:28:31.359	1:06.107	+1.071	21.359	23.409	21.339							
4	11:27:22.757	1:04.773		21.052	22.737	20.984	6	11:29:36.923	1:05.564	+0.528	21.313	23.128	21.123							
5	11:28:28.043	1:05.286	+0.513	21.254	23.061	20.971	7	11:30:41.959	1:05.036		21.134	22.870	21.032							
6	11:29:33.427	1:05.384	+0.611	21.268	23.104	21.012	8	11:31:47.432	1:05.473	+0.437	21.338	23.000	21.135							
7	11:30:38.379	1:04.952	+0.179	21.176	22.811	20.965	(333) Sam Schippers													
8	11:31:43.738	1:05.359	+0.586	21.397	22.933	21.029	1	11:24:07.088	1:12.713	+8.046	25.113	24.937	22.663							
(324) Antoni Ptak																				
1	11:24:03.568	1:09.457	+4.643	24.104	24.261	21.092	2	11:25:35.723	1:28.635	+23.968	22.691	24.237	41.707							
2	11:25:10.157	1:06.589	+1.775	21.766	23.384	21.439	3	11:28:32.778	2:57.055	+1:52.388	2:13.102	22.842	21.111							
3	11:26:15.935	1:05.778	+0.964	21.537	23.255	20.986	4	11:29:37.512	1:04.734	+0.067	20.962	22.715	21.057							
4	11:27:21.545	1:05.610	+0.796	21.223	23.432	20.955	5	11:30:42.179	1:04.667		20.881	22.719	21.067							
5	11:28:27.624	1:06.079	+1.265	21.882	23.151	21.046	6	11:31:48.932	1:06.753	+2.086	21.261	24.314	21.178							
6	11:29:33.251	1:05.627	+0.813	21.254	23.391	20.982	(246) Maksim Shtotland													
7	11:30:38.065	1:04.814		21.006	22.961	20.847	1	11:24:04.600	1:09.920	+1.157	24.497	24.055	21.368							
8	11:31:43.915	1:05.850	+1.036	21.867	22.946	21.037	2	11:25:13.363	1:08.763		21.168	25.106	22.489							
(292) Benjamin Bailly																				
1	11:24:04.101	1:09.804	+4.927	23.974	24.612	21.218														
2	11:25:11.885	1:07.784	+2.907	21.366	25.006	21.412														
3	11:26:17.264	1:05.379	+0.502	21.251	23.018	21.110														
4	11:27:22.419	1:05.155	+0.278	21.029	22.920	21.206														
5	11:28:27.934	1:05.515	+0.638	21.372	23.116	21.027														
6	11:29:33.129	1:05.195	+0.318	21.227	22.971	20.997														





Rotax Euro Challenge 2014 Zuera/Spain

Rotax Seniors

Zuera 1,699 Km

RACE 8 Qualifying Heat 3 A-C

19.07.2014 14:00

Race (8 Laps) started at 14:04:43

Pos	No.	Name	Nat.	Chassis	Race Team	Laps	Total Tm	Diff	Best Tm	In Lap	km/h	Points
1	215	Harry Webb	GBR	Tonykart	Strawberry Racing	8	8:35.950		1:04.105	6	95,412	0
2	224	Josh Price	GBR	Tonykart	Strawberry Racing	8	8:37.219	1.269	1:04.260	6	95,182	2
3	205	Edward Brand	GBR	Intrepid	Intrepid Driver Program	8	8:37.836	1.886	1:04.116	5	95,396	3
4	303	Guan Yu Zhou	GBR	Tonykart	Strawberry Racing	8	8:37.976	2.026	1:04.304	5	95,117	4
5	226	Jessica Backman	SWE	Tonykart	Strawberry Racing	8	8:39.572	3.622	1:04.326	3	95,084	5
6	214	Bas De Laat	NLD	Gillard	PDB Racing Team	8	8:40.032	4.082	1:04.511	7	94,812	6
7	248	Philip Vollstedt	DNK	Tonykart	RS Competition	8	8:40.800	4.850	1:04.432	5	94,928	7
8	212	Pierce Lehane	GBR	Alonso	Dan Holland Racing	8	8:40.973	5.023	1:04.283	5	95,148	8
9	227	Josh White	GBR	Tonykart	Coles Racing	8	8:41.536	5.586	1:04.476	5	94,863	9
10	286	Victor Oberg	SWE	Gillard	PDB Racing Team	8	8:43.126	7.176	1:04.433	5	94,927	10
11	260	Sam Smelt	GBR	Kosmic	Aim Motorsport	8	8:43.379	7.429	1:04.521	5	94,797	11
12	230	Alessandro Trombelli	ITA	Kosmic	Sinergy Motorsport	8	8:43.695	7.745	1:04.689	4	94,551	12
13	228	Nicolas Picot	FRA	Sodikart	Kart Pro Racing	8	8:45.106	9.156	1:04.766	3	94,438	13
14	208	Glenn Van Parijs	BEL	Tonykart	Bouvin Power	8	8:45.340	9.390	1:04.617	6	94,656	14
15	327	Jack Aitken	GBR	OTK	KR Sport	8	8:45.795	9.845	1:04.592	6	94,693	15
16	258	Vincent Fraise	FRA	Sodikart	Sodikart	8	8:46.015	10.065	1:04.620	7	94,652	16
17	241	Edward Tansley	GBR	Tonykart	Coles Racing	8	8:46.052	10.102	1:04.460	5	94,887	17
18	218	Petr Bezel	CZE	MS Kart	MS Kart Racing Team	8	8:47.663	11.713	1:04.774	4	94,427	18
19	295	Joel Deputch	FRA	FA Kart	Race Evo	8	8:48.755	12.805	1:04.765	6	94,440	19
20	306	Max Aitken	GBR	OTK	KR Sport	8	8:49.534	13.584	1:04.472	7	94,869	20
21	308	Dionisio Marcu	ROU	CRG	CRG S.P.A.	8	8:49.652	13.702	1:05.057	5	94,016	21
22	326	Michael Buchholz	ZAF	Intrepid	Intrepid Driver Program	8	8:49.758	13.808	1:05.002	4	94,096	22
23	277	Max Renberg	SWE	Tonykart	RS Competition	8	8:50.442	14.492	1:04.745	4	94,469	23
24	309	Maxence Laurent	FRA	Flandria Kart	Flandria Competition Kart	8	8:53.617	17.667	1:05.411	8	93,507	24
25	329	Marta Ariza	ESP	Formula K	Team Ivan Racing	8	8:58.362	22.412	1:04.802	5	94,386	25
26	296	Jose Sierra	MEX	Tonykart	Kids to Win	8	9:13.432	37.482	1:05.792	8	92,966	26
27	333	Sam Schippers	NLD	FA Kart	Team TKP	2	2:23.691	6 Laps	1:05.908	2	92,802	27

Announcements

These results are provisional until the conclusion of any judicial and technical matters!

No. 329 warning board / time penalty 5 sec

Margin of Victory	Ø km/h	Best Lap Tm	km/h	Best Lap by
1.269	94,837	1:04.105	95,412	215 - Harry Webb

Official Timing www.rgmmc.com

Orbits

Timekeeping M. Wagner:

Clerk of the course Thomas Lainer:

www.mylaps.com

Steward Horst Seidel:

Chief Scrutineer Paul Klaassen:

Licensed to: Motorsport Events

Printed: 19.07.2014 14:18:14

posted at:

h



Rotax Euro Challenge 2014 Zuera/Spain

Rotax Seniors

Zuera 1,699 Km

RACE 8 Qualifying Heat 3 A-C

19.07.2014 14:00

Race (8 Laps) started at 14:04:43

Lap	Time of Day	Lap Tm	Diff	S1 Tm	S2 Tm	S3 Tm	Lap	Time of Day	Lap Tm	Diff	S1 Tm	S2 Tm	S3 Tm
(215) Harry Webb							(212) Pierce Lehane						
1	14:05:49.492	1:05.868	+1.763	21.737	22.949	21.182	5	14:10:10.109	1:04.432		20.704	22.802	20.926
2	14:06:54.264	1:04.772	+0.667	20.886	22.860	21.026	6	14:11:14.792	1:04.683	+0.251	20.846	22.697	21.140
3	14:07:58.648	1:04.384	+0.279	20.719	22.731	20.934	7	14:12:19.312	1:04.520	+0.088	20.748	22.812	20.960
4	14:09:02.925	1:04.277	+0.172	20.712	22.634	20.931	8	14:13:24.424	1:05.112	+0.680	21.170	22.908	21.034
5	14:10:07.082	1:04.157	+0.052	20.655	22.632	20.870	(227) Josh White						
6	14:11:11.187	1:04.105		20.628	22.608	20.869	1	14:05:51.392	1:07.384	+2.908	23.052	23.105	21.227
7	14:12:15.306	1:04.119	+0.014	20.667	22.583	20.869	2	14:06:56.340	1:04.948	+0.472	20.941	22.939	21.068
8	14:13:19.574	1:04.268	+0.163	20.576	22.644	21.048	3	14:08:01.366	1:05.026	+0.550	21.132	22.868	21.026
(224) Josh Price							4	14:09:06.071	1:04.705	+0.229	20.919	22.804	20.982
1	14:05:49.808	1:06.110	+1.850	22.035	22.977	21.098	5	14:10:10.547	1:04.476		20.820	22.661	20.995
2	14:06:54.627	1:04.819	+0.559	20.829	22.982	21.008	6	14:11:15.498	1:04.951	+0.475	21.104	22.833	21.014
3	14:07:59.011	1:04.384	+0.124	20.668	22.751	20.965	7	14:12:20.162	1:04.664	+0.188	20.982	22.732	20.950
4	14:09:03.394	1:04.383	+0.123	20.702	22.764	20.917	8	14:13:25.160	1:04.998	+0.522	20.893	22.914	21.191
5	14:10:07.829	1:04.435	+0.175	20.725	22.726	20.984	(286) Victor Oberg						
6	14:11:12.089	1:04.260		20.585	22.694	20.981	1	14:05:52.921	1:08.636	+4.203	24.212	23.157	21.267
7	14:12:16.478	1:04.389	+0.129	20.773	22.690	20.926	2	14:06:57.906	1:04.985	+0.552	20.997	22.918	21.070
8	14:13:20.843	1:04.365	+0.105	20.728	22.715	20.922	3	14:08:02.842	1:04.936	+0.503	21.132	22.837	20.967
(205) Edward Brand							4	14:09:07.509	1:04.667	+0.234	20.877	22.831	20.959
1	14:05:50.210	1:06.394	+2.278	22.332	23.009	21.053	5	14:10:11.942	1:04.433		20.798	22.732	20.903
2	14:06:55.094	1:04.884	+0.768	20.793	23.070	21.021	6	14:11:16.832	1:04.890	+0.457	20.963	22.897	21.030
3	14:07:59.533	1:04.439	+0.323	20.716	22.831	20.892	7	14:12:21.457	1:04.625	+0.192	20.904	22.681	21.040
4	14:09:03.933	1:04.400	+0.284	20.726	22.778	20.896	8	14:13:26.750	1:05.293	+0.860	21.360	22.924	21.009
5	14:10:08.049	1:04.116		20.589	22.769	20.758	(260) Sam Smelt						
6	14:11:12.377	1:04.328	+0.212	20.628	22.853	20.847	1	14:05:52.469	1:08.221	+3.700	24.034	23.079	21.108
7	14:12:16.996	1:04.619	+0.503	20.761	23.086	20.772	2	14:06:57.289	1:04.820	+0.299	20.922	22.821	21.077
8	14:13:21.460	1:04.464	+0.348	20.727	22.820	20.917	3	14:08:02.429	1:05.140	+0.619	21.191	22.985	20.964
(303) Guan Yu Zhou							4	14:09:07.149	1:04.720	+0.199	20.890	22.836	20.994
1	14:05:49.964	1:06.197	+1.893	22.104	23.044	21.049	5	14:10:11.670	1:04.521		20.825	22.715	20.981
2	14:06:54.776	1:04.812	+0.508	20.786	23.017	21.009	6	14:11:16.700	1:05.030	+0.509	21.089	22.875	21.066
3	14:07:59.142	1:04.366	+0.062	20.673	22.796	20.897	7	14:12:21.635	1:04.935	+0.414	21.185	22.777	20.973
4	14:09:03.596	1:04.454	+0.150	20.663	22.846	20.945	8	14:13:27.003	1:05.368	+0.847	21.258	23.094	21.016
5	14:10:07.900	1:04.304		20.645	22.794	20.865	(230) Alessandro Trombelli						
6	14:11:12.570	1:04.670	+0.366	20.852	22.895	20.923	1	14:05:51.810	1:07.835	+3.146	23.238	23.361	21.236
7	14:12:16.889	1:04.319	+0.015	20.615	22.781	20.923	2	14:06:56.969	1:05.159	+0.470	21.237	22.747	21.175
8	14:13:21.600	1:04.711	+0.407	20.928	22.890	20.893	3	14:08:01.690	1:04.721	+0.032	20.921	22.700	21.100
(226) Jessica Backman							4	14:09:06.379	1:04.689		20.796	22.784	21.109
1	14:05:51.871	1:07.789	+3.463	23.421	23.170	21.198	5	14:10:11.467	1:05.088	+0.399	21.162	22.871	21.055
2	14:06:56.563	1:04.692	+0.366	20.935	22.796	20.961	6	14:11:17.130	1:05.663	+0.974	21.717	22.786	21.160
3	14:08:00.889	1:04.326		20.739	22.710	20.877	7	14:12:22.091	1:04.961	+0.272	21.037	22.823	21.101
4	14:09:05.363	1:04.474	+0.148	20.661	22.855	20.958	8	14:13:27.319	1:05.228	+0.539	20.873	23.268	21.087
5	14:10:09.696	1:04.333	+0.007	20.701	22.650	20.982	(228) Nicolas Picot						
6	14:11:14.239	1:04.543	+0.217	20.831	22.688	21.024	1	14:05:53.845	1:09.029	+4.263	24.146	23.734	21.149
7	14:12:18.779	1:04.540	+0.214	20.847	22.653	21.040	2	14:06:58.807	1:04.962	+0.196	20.980	22.874	21.108
8	14:13:23.196	1:04.417	+0.091	20.716	22.694	21.007	3	14:08:03.573	1:04.766		20.963	22.815	20.988
(214) Bas De Laat							4	14:09:08.557	1:04.984	+0.218	21.014	22.878	21.092
1	14:05:50.585	1:06.746	+2.235	22.556	23.057	21.133	5	14:10:13.347	1:04.790	+0.024	20.893	22.877	21.020
2	14:06:55.561	1:04.976	+0.465	20.897	22.904	21.175	6	14:11:18.445	1:05.098	+0.332	21.069	22.953	21.076
3	14:08:00.307	1:04.746	+0.235	20.836	22.831	21.079	7	14:12:23.634	1:05.189	+0.423	21.247	22.890	21.052
4	14:09:04.898	1:04.591	+0.080	20.833	22.722	21.036	8	14:13:28.730	1:05.096	+0.330	21.060	22.964	21.072
5	14:10:09.596	1:04.698	+0.187	20.860	22.776	21.062	(208) Glenn Van Parijs						
6	14:11:14.478	1:04.882	+0.371	21.099	22.686	21.097	1	14:05:53.845	1:09.029	+4.263	24.146	23.734	21.149
7	14:12:18.989	1:04.511		20.752	22.682	21.077	2	14:06:58.807	1:04.962	+0.196	20.980	22.874	21.108
8	14:13:23.656	1:04.667	+0.156	20.864	22.744	21.059	3	14:08:03.573	1:04.766		20.963	22.815	20.988
(248) Philip Vollstedt							4	14:09:08.557	1:04.984	+0.218	21.014	22.878	21.092
1	14:05:50.808	1:06.936	+2.504	22.748	23.001	21.187	5	14:10:13.347	1:04.790	+0.024	20.893	22.877	21.020
2	14:06:55.837	1:05.029	+0.597	20.984	22.916	21.129	6	14:11:18.445	1:05.098	+0.332	21.069	22.953	21.076
3	14:08:00.657	1:04.820	+0.388	20.849	22.889	21.082	7	14:12:23.634	1:05.189	+0.423	21.247	22.890	21.052
4	14:09:05.677	1:05.020	+0.588	20.740	23.288	20.992	8	14:13:28.730	1:05.096	+0.330	21.060	22.964	21.072



Rotax Euro Challenge 2014 Zuera/Spain

Rotax Seniors

Zuera 1,699 Km

RACE 8 Qualifying Heat 3 A-C

19.07.2014 14:00

Race (8 Laps) started at 14:04:43

Lap	Time of Day	Lap Tm	Diff	S1 Tm	S2 Tm	S3 Tm
1	14:05:52.371	1:08.302	+3.685	23.985	23.077	21.240
2	14:06:58.109	1:05.738	+1.121	21.832	22.815	21.091
3	14:08:03.348	1:05.239	+0.622	21.328	22.821	21.090
4	14:09:08.899	1:05.551	+0.934	21.160	23.346	21.045
5	14:10:13.940	1:05.041	+0.424	21.072	22.959	21.010
6	14:11:18.557	1:04.617		20.766	22.778	21.073
7	14:12:23.878	1:05.321	+0.704	21.578	22.772	20.971
8	14:13:28.964	1:05.086	+0.469	21.142	22.937	21.007

Lap	Time of Day	Lap Tm	Diff	S1 Tm	S2 Tm	S3 Tm
(327) Jack Aitken						
1	14:05:53.728	1:08.841	+4.249	23.890	23.767	21.184
2	14:06:59.468	1:05.740	+1.148	21.539	23.170	21.031
3	14:08:04.414	1:04.946	+0.354	21.124	22.748	21.074
4	14:09:09.159	1:04.745	+0.153	20.846	22.839	21.060
5	14:10:14.255	1:05.096	+0.504	20.872	23.145	21.079
6	14:11:18.847	1:04.592		20.788	22.746	21.058
7	14:12:23.827	1:04.980	+0.388	20.984	22.914	21.082
8	14:13:29.419	1:05.592	+1.000	21.105	23.451	21.036

Lap	Time of Day	Lap Tm	Diff	S1 Tm	S2 Tm	S3 Tm
(258) Vincent Fraisse						
1	14:05:53.188	1:08.668	+4.048	23.799	23.785	21.084
2	14:06:58.284	1:05.096	+0.476	21.126	22.944	21.026
3	14:08:03.184	1:04.900	+0.280	21.008	22.873	21.019
4	14:09:08.673	1:05.489	+0.869	21.242	23.236	21.011
5	14:10:14.390	1:05.717	+1.097	21.536	23.167	21.014
6	14:11:19.825	1:05.435	+0.815	21.419	23.039	20.977
7	14:12:24.445	1:04.620		20.842	22.825	20.953
8	14:13:29.639	1:05.194	+0.574	21.084	23.037	21.073

Lap	Time of Day	Lap Tm	Diff	S1 Tm	S2 Tm	S3 Tm
(241) Edward Tansley						
1	14:05:55.590	1:10.562	+6.102	24.754	24.413	21.395
2	14:07:00.596	1:05.006	+0.546	21.023	22.911	21.072
3	14:08:05.108	1:04.512	+0.052	20.689	22.987	20.836
4	14:09:10.558	1:05.450	+0.990	21.396	23.200	20.854
5	14:10:15.018	1:04.460		20.795	22.819	20.846
6	14:11:19.884	1:04.866	+0.406	20.876	23.083	20.907
7	14:12:24.504	1:04.620	+0.160	21.021	22.766	20.833
8	14:13:29.676	1:05.172	+0.712	21.153	23.036	20.983

Lap	Time of Day	Lap Tm	Diff	S1 Tm	S2 Tm	S3 Tm
(218) Petr Bezel						
1	14:05:54.035	1:09.392	+4.618	24.277	23.896	21.219
2	14:06:59.315	1:05.280	+0.506	21.206	22.958	21.116
3	14:08:04.912	1:05.597	+0.823	21.573	23.024	21.000
4	14:09:09.686	1:04.774		20.848	22.822	21.104
5	14:10:14.526	1:04.840	+0.066	20.894	22.970	20.976
6	14:11:20.614	1:06.088	+1.314	21.558	23.465	21.065
7	14:12:25.913	1:05.299	+0.525	21.196	22.844	21.259
8	14:13:31.287	1:05.374	+0.600	21.214	22.889	21.271

Lap	Time of Day	Lap Tm	Diff	S1 Tm	S2 Tm	S3 Tm
(295) Joel Deputch						
1	14:05:54.445	1:09.700	+4.935	24.588	23.918	21.194
2	14:07:00.255	1:05.810	+1.045	21.470	23.320	21.020
3	14:08:06.296	1:06.041	+1.276	20.964	23.624	21.453
4	14:09:11.486	1:05.190	+0.425	21.053	23.144	20.993
5	14:10:16.300	1:04.814	+0.049	20.982	22.887	20.945
6	14:11:21.065	1:04.765		20.877	22.911	20.977
7	14:12:26.335	1:05.270	+0.505	21.410	22.931	20.929
8	14:13:32.379	1:06.044	+1.279	21.455	23.624	20.965

Lap	Time of Day	Lap Tm	Diff	S1 Tm	S2 Tm	S3 Tm
(306) Max Aitken						
1	14:05:59.043	1:13.680	+9.208	29.633	23.000	21.047
2	14:07:03.941	1:04.898	+0.426	21.023	22.738	21.137
3	14:08:08.475	1:04.534	+0.062	20.985	22.657	20.892
4	14:09:13.067	1:04.592	+0.120	20.772	22.814	21.006
5	14:10:17.634	1:04.567	+0.095	20.912	22.701	20.954
6	14:11:22.152	1:04.518	+0.046	20.766	22.702	21.050

Lap	Time of Day	Lap Tm	Diff	S1 Tm	S2 Tm	S3 Tm
7	14:12:26.624	1:04.472		20.866	22.708	20.898
8	14:13:33.158	1:06.534	+2.062	21.245	23.649	21.640

Lap	Time of Day	Lap Tm	Diff	S1 Tm	S2 Tm	S3 Tm
(308) Dionisio Marcu						
1	14:05:54.150	1:09.694	+4.637	24.700	23.844	21.150
2	14:06:59.640	1:05.490	+0.433	21.530	22.969	20.991
3	14:08:04.804	1:05.164	+0.107	21.198	22.970	20.996
4	14:09:10.258	1:05.454	+0.397	21.618	22.842	20.994
5	14:10:15.315	1:05.057		21.298	22.766	20.993
6	14:11:20.672	1:05.357	+0.300	20.895	23.423	21.039
7	14:12:25.952	1:05.280	+0.223	21.401	22.708	21.171
8	14:13:33.276	1:07.324	+2.267	22.194	23.464	21.666

Lap	Time of Day	Lap Tm	Diff	S1 Tm	S2 Tm	S3 Tm
(326) Michael Buchholz						
1	14:05:55.558	1:10.151	+5.149	24.973	23.853	21.325
2	14:07:01.703	1:06.145	+1.143	21.446	23.375	21.324
3	14:08:07.184	1:05.481	+0.479	21.109	22.970	21.402
4	14:09:12.186	1:05.002		20.970	22.895	21.137
5	14:10:17.318	1:05.132	+0.130	20.950	23.000	21.182
6	14:11:22.695	1:05.377	+0.375	21.193	22.945	21.239
7	14:12:27.994	1:05.299	+0.297	21.105	22.981	21.213
8	14:13:33.382	1:05.388	+0.386	21.071	22.998	21.319

Lap	Time of Day	Lap Tm	Diff	S1 Tm	S2 Tm	S3 Tm
(277) Max Renberg						
1	14:05:55.870	1:10.580	+5.835	24.220	24.910	21.450
2	14:07:01.323	1:05.453	+0.708	21.091	23.156	21.206
3	14:08:06.465	1:05.142	+0.397	21.110	22.806	21.226
4	14:09:11.210	1:04.745		20.909	22.836	21.000
5	14:10:15.972	1:04.762	+0.017	20.918	22.782	21.062
6	14:11:20.865	1:04.893	+0.148	20.954	22.825	21.114
7	14:12:29.035	1:08.170	+3.425	23.674	23.370	21.126
8	14:13:34.066	1:05.031	+0.286	21.136	22.888	21.007

Lap	Time of Day	Lap Tm	Diff	S1 Tm	S2 Tm	S3 Tm
(309) Maxence Laurent						
1	14:05:56.994	1:11.893	+6.482	27.212	23.250	21.431
2	14:07:02.780	1:05.786	+0.375	21.530	22.988	21.268
3	14:08:08.447	1:05.667	+0.256	21.443	23.003	21.221
4	14:09:14.050	1:05.603	+0.192	21.485	22.908	21.210
5	14:10:19.970	1:05.920	+0.509	21.586	23.034	21.300
6	14:11:25.765	1:05.795	+0.384	21.454	23.117	21.224
7	14:12:31.830	1:06.065	+0.654	21.458	23.406	21.201
8	14:13:37.241	1:05.411		21.255	22.947	21.209

Lap	Time of Day	Lap Tm	Diff	S1 Tm	S2 Tm	S3 Tm
(329) Marta Ariza						
1	14:05:54.977	1:09.722	+4.920	23.745	24.757	21.220
2	14:07:00.734	1:05.757	+0.955	21.030	23.375	21.352
3	14:08:06.125	1:05.391	+0.589	20.871	23.322	21.198
4	14:09:11.697	1:05.572	+0.770	21.608	22.947	21.017
5	14:10:16.499	1:04.802		20.930	22.939	20.933
6	14:11:21.353	1:04.854	+0.052	20.925	22.985	20.944
7	14:12:31.688	1:10.335	+5.533	25.192	23.780	21.363
8	14:13:36.986	1:05.298	+0.496	21.133	23.066	21.099

Lap	Time of Day	Lap Tm	Diff	S1 Tm	S2 Tm	S3 Tm
(296) Jose Sierra						
1	14:06:13.558	1:28.380	+22.588	43.199	23.616	21.565
2	14:07:20.003	1:06.445	+0.653	21.541	23.494	21.410
3	14:08:26.469	1:06.466	+0.674	21.654	23.449	21.363
4	14:09:32.834	1:06.365	+0.573	21.736	23.329	21.300
5	14:10:39.097	1:06.263	+0.471	21.529	23.307	21.427
6	14:11:45.005	1:05.908	+0.116	21.570	23.065	21.273
7	14:12:51.264	1:06.259	+0.467	21.597	23.331	21.331
8	14:13:57.056	1:05.792		21.427	23.113	21.252

Lap	Time of Day	Lap Tm	Diff	S1 Tm	S2 Tm	S3 Tm
(333) Sam Schippers						
1	14:06:01.407	1:16.759	+10.851	29.311	25.811	21.637
2	14:07:07.315	1:05.908		21.403	23.083	21.422



Rotax Euro Challenge 2014 Zuera/Spain

Rotax Seniors

Zuera 1,699 Km

RACE 9 Qualifying Heat 4 B-D

-NEW 4-

19.07.2014 14:20

Race (8 Laps) started at 14:22:45

Pos	No.	Name	Nat.	Chassis	Race Team	Laps	Total Tm	Diff	Best Tm	In Lap	km/h	Points
1	331	Oliver Hodgson	GBR	Tonykart	KR Sport	8	8:43.104		1:04.570	6	94,725	0
2	302	Zack Clamandemelo	CAN	Intrepid	Intrepid Driver Program	8	8:43.792	0.688	1:04.547	6	94,759	2
3	210	Luke Varley	GBR	Birel	KMS Birel Motorsport	8	8:43.836	0.732	1:04.886	4	94,264	3
4	307	Lukasz Bartoszek	POL	CRG	CRG S.P.A.	8	8:43.950	0.846	1:04.680	4	94,564	4
5	222	Lars Lamborelle	NLD	Tonykart	Strawberry Racing	8	8:43.992	0.888	1:04.580	2	94,710	5
6	204	Martin Mortensen	DNK	Tonykart	RS Competition	8	8:44.628	1.524	1:04.569	6	94,727	6
7	220	Abdullah Al Rawahi	OMN	DR	Msport	8	8:44.947	1.843	1:04.603	6	94,677	7
8	292	Benjamin Bailly	DNK	Tonykart	RS Competition	8	8:45.402	2.298	1:04.760	6	94,447	8
9	255	Michael Cool	BEL	Tonykart	Bouvin Power	8	8:45.461	2.357	1:04.529	6	94,785	9
10	319	Xavier Pozzoli	FRA	Kosmic	Sonic Racing Kart	8	8:46.456	3.352	1:04.656	5	94,599	10
11	289	Brett Ward	GBR	Alonso	Dan Holland Racing	8	8:47.840	4.736	1:04.690	6	94,549	11
12	267	Gavin Jonk	NLD	Gillard	PDB Racing Team	8	8:47.897	4.793	1:04.701	6	94,533	12
13	324	Antoni Ptak	POL	Birel	KMS Birel Motorsport	8	8:48.159	5.055	1:04.884	5	94,267	13
14	250	Joseph Reilly	GBR	Tonykart	Strawberry Racing	8	8:48.461	5.357	1:04.352	6	95,046	14
15	225	Constantin Schoell	AUT	FA Kart	Dan Holland Racing	8	8:48.642	5.538	1:04.889	5	94,259	15
16	283	Jonathan Aberdein	ZAF	Tonykart	KR Sport	8	8:49.112	6.008	1:04.743	6	94,472	16
17	256	Marc Gonzalez	ESP	Kosmic	Binakart	8	8:51.010	7.906	1:04.796	6	94,395	17
18	328	Taylor Greenfield	PER	Gillard	PDB Racing Team	8	8:52.239	9.135	1:05.135	3	93,903	18
19	234	Julien Falchero	FRA	Kosmic	Sonic Racing Kart	8	8:57.434	14.330	1:04.631	5	94,636	19
20	266	Christian Loft	DNK	Tonykart	RS Competition	8	9:01.996	18.892	1:05.102	3	93,951	20
21	330	Tomoki Takahasi	JPN	Intrepid	Intrepid Driver Program	8	9:04.758	21.654	1:05.058	8	94,015	21
22	219	Marie Bakken	NOR	Gillard	PDB Racing Team	8	9:05.322	22.218	1:05.381	3	93,550	22
23	335	Kezia Santoso	IDN	Gillard	PDB Racing Team	8	9:16.072	32.968	1:04.757	5	94,452	23
24	332	Jakub Kadlcak	CZE	Sodikart	Sodi Race Tech s.r.o.	8	9:17.397	34.293	1:04.530	5	94,784	24
25	334	Faisal Al Zubair	OMN	DR	Msport	5	5:59.414	3 Laps	1:06.591	4	91,850	25
26	246	Maksim Shtotland	RUS	FA Kart	Mayak Racing	2	2:18.801	6 Laps	1:06.443	2	92,055	26
Not classified												
DQ	223	Tom Grice	GBR	Tonykart	Coles Racing	8	8:43.141	DQ	1:04.825	4	94,352	30

Announcements

These results are provisional until the conclusion of any judicial and technical matters!

No. 330 + 266 warning board / time penalty 5 sec

No. 256 time penalty 3 sec / leaving corridor

No. 250 time penalty 10 sec. / unfair driving Steward Decision

No. 223 excluded from heat B-D / ignoring mechanical flag

No. 234 time penalty 10 sec. / unfair driving

Margin of Victory	Ø km/h	Best Lap Tm	km/h	Best Lap by
0.688	93,540	1:04.352	95,046	250 - Joseph Reilly

Official Timing www.rgmmc.com

Orbits

Timekeeping M. Wagner:

Clerk of the course Thomas Lainer:

www.mylaps.com

Steward Horst Seidel:

Chief Scrutineer Paul Klaassen:

Licensed to: Motorsport Events

Printed: 19.07.2014 18:53:26

posted at:

h



Rotax Euro Challenge 2014 Zuera/Spain

Rotax Seniors

Zuera 1,699 Km

RACE 9 Qualifying Heat 4 B-D

19.07.2014 14:20

Race (8 Laps) started at 14:22:45

Lap	Time of Day	Lap Tm	Diff	S1 Tm	S2 Tm	S3 Tm	Lap	Time of Day	Lap Tm	Diff	S1 Tm	S2 Tm	S3 Tm
(331) Oliver Hodgson													
1	14:23:51.151	1:05.826	+1.256	21.914	22.863	21.049	5	14:28:13.900	1:05.617	+1.037	21.874	22.845	20.898
2	14:24:57.136	1:05.985	+1.415	21.306	23.267	21.412	6	14:29:18.588	1:04.688	+0.108	20.841	22.898	20.949
3	14:26:02.308	1:05.172	+0.602	21.259	22.808	21.105	7	14:30:23.319	1:04.731	+0.151	20.959	22.909	20.863
4	14:27:07.848	1:05.540	+0.970	21.224	23.337	20.979	8	14:31:29.167	1:05.848	+1.268	21.474	22.959	21.415
5	14:28:13.420	1:05.572	+1.002	21.885	22.783	20.904	(204) Martin Mortensen						
6	14:29:17.990	1:04.570		20.917	22.721	20.932	1	14:23:53.322	1:07.489	+2.920	23.074	23.342	21.073
7	14:30:22.758	1:04.768	+0.198	21.135	22.755	20.878	2	14:24:58.002	1:04.680	+0.111	20.839	22.828	21.013
8	14:31:28.279	1:05.521	+0.951	21.359	23.105	21.057	3	14:26:04.475	1:06.473	+1.904	22.030	23.422	21.021
(223) Tom Grice							4	14:27:09.771	1:05.296	+0.727	21.359	22.877	21.060
1	14:23:51.040	1:05.790	+0.965	21.672	22.860	21.258	5	14:28:14.615	1:04.844	+0.275	20.977	22.797	21.070
2	14:24:56.940	1:05.900	+1.075	21.092	23.390	21.418	6	14:29:19.184	1:04.569		20.796	22.724	21.049
3	14:26:02.386	1:05.446	+0.621	21.608	22.866	20.972	7	14:30:24.597	1:05.413	+0.844	21.515	22.850	21.048
4	14:27:07.211	1:04.825		21.012	22.835	20.978	8	14:31:29.803	1:05.206	+0.637	21.303	22.888	21.015
5	14:28:12.355	1:05.144	+0.319	21.208	22.896	21.040	(220) Abdullah Al Rawahi						
6	14:29:17.490	1:05.135	+0.310	21.195	22.897	21.043	1	14:23:52.782	1:07.273	+2.670	23.106	23.025	21.142
7	14:30:22.557	1:05.067	+0.242	21.210	22.926	20.931	2	14:24:57.608	1:04.826	+0.223	20.770	22.944	21.112
8	14:31:28.316	1:05.759	+0.934	21.653	23.239	20.867	3	14:26:03.988	1:06.380	+1.777	22.133	23.146	21.101
(250) Joseph Reilly							4	14:27:09.929	1:05.941	+1.338	21.934	23.041	20.966
1	14:23:51.389	1:06.201	+1.849	22.418	22.900	20.883	5	14:28:14.728	1:04.799	+0.196	20.972	22.851	20.976
2	14:24:56.987	1:05.598	+1.246	20.980	23.264	21.354	6	14:29:19.331	1:04.603		20.780	22.839	20.984
3	14:26:01.621	1:04.634	+0.282	20.734	22.786	21.114	7	14:30:24.493	1:05.162	+0.559	21.166	22.955	21.041
4	14:27:06.069	1:04.448	+0.096	20.814	22.705	20.929	8	14:31:30.122	1:05.629	+1.026	21.526	23.094	21.009
5	14:28:10.572	1:04.503	+0.151	20.838	22.690	20.975	(292) Benjamin Bailly						
6	14:29:14.924	1:04.352		20.785	22.683	20.884	1	14:23:54.649	1:08.612	+3.852	23.693	23.759	21.160
7	14:30:19.282	1:04.358	+0.006	20.845	22.637	20.876	2	14:24:59.554	1:04.905	+0.145	20.868	22.938	21.099
8	14:31:23.636	1:04.354	+0.002	20.790	22.703	20.861	3	14:26:05.395	1:05.841	+1.081	20.970	23.734	21.137
(302) Zack Clamandemelo							4	14:27:10.552	1:05.155	+0.395	20.876	23.285	20.994
1	14:23:52.381	1:07.206	+2.659	23.095	23.038	21.073	5	14:28:15.385	1:04.835	+0.075	20.854	22.971	21.010
2	14:24:57.346	1:04.965	+0.418	20.652	22.962	21.351	6	14:29:20.145	1:04.760		20.816	22.887	21.057
3	14:26:02.439	1:05.093	+0.546	21.306	22.897	20.890	7	14:30:25.152	1:05.007	+0.247	21.047	22.922	21.038
4	14:27:08.124	1:05.685	+1.138	21.274	23.047	21.364	8	14:31:30.577	1:05.425	+0.665	20.956	23.285	21.184
5	14:28:13.261	1:05.137	+0.590	21.206	23.049	20.882	(255) Michael Cool						
6	14:29:17.808	1:04.547		20.847	22.786	20.914	1	14:23:53.843	1:08.424	+3.895	24.118	23.298	21.008
7	14:30:22.845	1:05.037	+0.490	21.515	22.738	20.784	2	14:24:58.569	1:04.726	+0.197	20.740	23.011	20.975
8	14:31:28.967	1:06.122	+1.575	21.499	23.217	21.406	3	14:26:04.927	1:06.358	+1.829	21.251	24.105	21.002
(210) Luke Varley							4	14:27:10.287	1:05.360	+0.831	21.138	23.271	20.951
1	14:23:52.867	1:07.551	+2.665	23.486	22.960	21.105	5	14:28:15.065	1:04.778	+0.249	20.787	22.931	21.060
2	14:24:57.937	1:05.070	+0.184	21.157	22.785	21.128	6	14:29:19.594	1:04.529		20.730	22.818	20.981
3	14:26:03.131	1:05.194	+0.308	21.382	22.891	20.921	7	14:30:24.777	1:05.183	+0.654	21.109	23.121	20.953
4	14:27:08.017	1:04.886		20.785	23.087	21.014	8	14:31:30.636	1:05.859	+1.330	21.538	23.170	21.151
5	14:28:13.205	1:05.188	+0.302	21.191	23.013	20.984	(319) Xavier Pozzoli						
6	14:29:18.233	1:05.028	+0.142	21.239	22.817	20.972	1	14:23:51.720	1:06.275	+1.619	22.005	23.190	21.080
7	14:30:23.234	1:05.001	+0.115	21.223	22.875	20.903	2	14:24:57.292	1:05.572	+0.916	20.911	23.303	21.358
8	14:31:29.011	1:05.777	+0.891	21.732	22.880	21.165	3	14:26:04.240	1:06.948	+2.292	22.629	23.330	20.989
(307) Lukasz Bartoszuk							4	14:27:11.040	1:06.800	+2.144	22.329	23.537	20.934
1	14:23:52.508	1:06.971	+2.291	22.537	23.310	21.124	5	14:28:15.696	1:04.656		20.858	22.801	20.997
2	14:24:57.550	1:05.042	+0.362	20.701	23.044	21.297	6	14:29:20.436	1:04.740	+0.084	20.883	22.833	21.024
3	14:26:04.067	1:06.517	+1.837	22.236	23.227	21.054	7	14:30:25.601	1:05.165	+0.509	21.334	22.875	20.956
4	14:27:08.747	1:04.680		20.799	22.873	21.008	8	14:31:31.631	1:06.030	+1.374	21.806	23.224	21.000
5	14:28:13.789	1:05.042	+0.362	21.155	22.831	21.056	(234) Julien Falchero						
6	14:29:18.532	1:04.743	+0.063	20.840	22.909	20.994	1	14:23:55.680	1:09.571	+4.940	24.245	24.125	21.201
7	14:30:23.665	1:05.133	+0.453	21.095	23.034	21.004	2	14:25:00.758	1:05.078	+0.447	21.154	23.072	20.852
8	14:31:29.125	1:05.460	+0.780	21.365	23.011	21.084	3	14:26:06.204	1:05.446	+0.815	21.236	23.156	21.054
(222) Lars Lamborelle							4	14:27:11.598	1:05.394	+0.763	21.272	23.108	21.014
1	14:23:53.084	1:07.278	+2.698	23.267	23.074	20.937	5	14:28:16.229	1:04.631		20.924	22.747	20.960
2	14:24:57.664	1:04.580		20.751	22.792	21.037	6	14:29:21.339	1:05.110	+0.479	20.965	23.110	21.035
3	14:26:02.962	1:05.298	+0.718	21.476	22.875	20.947	7	14:30:26.606	1:05.267	+0.636	21.349	22.983	20.935
4	14:27:08.283	1:05.321	+0.741	20.847	23.285	21.189	8	14:31:32.609	1:06.003	+1.372	20.960	24.105	20.938
(289) Brett Ward													

Timekeeping M. Wagner: Clerk of the course Thomas Lainer:



Rotax Euro Challenge 2014 Zuera/Spain

Rotax Seniors

Zuera 1,699 Km

RACE 9 Qualifying Heat 4 B-D

19.07.2014 14:20

Race (8 Laps) started at 14:22:45

Lap	Time of Day	Lap Tm	Diff	S1 Tm	S2 Tm	S3 Tm	Lap	Time of Day	Lap Tm	Diff	S1 Tm	S2 Tm	S3 Tm
1	14:23:55.973	1:09.631	+4.941	24.307	24.174	21.150	7	14:30:31.874	1:05.572	+0.437	21.463	22.949	21.160
2	14:25:00.968	1:04.995	+0.305	20.876	23.173	20.946	8	14:31:37.414	1:05.540	+0.405	21.412	22.856	21.272
3	14:26:06.439	1:05.471	+0.781	21.407	22.986	21.078	(266) Christian Loft						
4	14:27:12.081	1:05.642	+0.952	21.641	22.880	21.121	1	14:23:57.287	1:10.869	+5.767	24.768	24.904	21.197
5	14:28:17.014	1:04.933	+0.243	20.853	22.971	21.109	2	14:25:02.473	1:05.186	+0.084	20.999	23.076	21.111
6	14:29:21.704	1:04.690		20.837	22.770	21.083	3	14:26:07.575	1:05.102		21.026	22.912	21.164
7	14:30:27.103	1:05.399	+0.709	21.238	23.116	21.045	4	14:27:20.264	1:12.689	+7.587	21.285	29.966	21.438
8	14:31:33.015	1:05.912	+1.222	20.869	23.929	21.114	5	14:28:25.891	1:05.627	+0.525	21.217	23.173	21.237
(267) Gavin Jonk							6	14:29:31.309	1:05.418	+0.316	21.204	22.972	21.242
1	14:23:54.881	1:08.858	+4.157	23.768	23.956	21.134	7	14:30:36.610	1:05.301	+0.199	21.169	22.912	21.220
2	14:24:59.669	1:04.788	+0.087	20.916	22.830	21.042	8	14:31:42.171	1:05.561	+0.459	21.184	23.057	21.320
3	14:26:06.107	1:06.438	+1.737	21.151	24.074	21.213	(330) Tomoki Takahasi						
4	14:27:13.065	1:06.958	+2.257	22.478	23.445	21.035	1	14:23:56.225	1:10.436	+5.378	24.445	24.947	21.044
5	14:28:17.788	1:04.723	+0.022	20.907	22.790	21.026	2	14:25:13.230	1:17.005	+11.947	21.101	34.683	21.221
6	14:29:22.489	1:04.701		20.944	22.707	21.050	3	14:26:18.551	1:05.321	+0.263	21.297	22.944	21.080
7	14:30:27.416	1:04.927	+0.226	21.115	22.800	21.012	4	14:27:24.213	1:05.662	+0.604	21.237	23.097	21.328
8	14:31:33.072	1:05.656	+0.955	21.018	23.615	21.023	5	14:28:29.585	1:05.372	+0.314	21.105	23.075	21.192
(324) Antoni Ptak							6	14:29:34.797	1:05.212	+0.154	21.235	22.828	21.149
1	14:23:55.190	1:09.233	+4.349	24.192	24.018	21.023	7	14:30:39.875	1:05.078	+0.020	21.152	22.941	20.985
2	14:25:00.244	1:05.054	+0.170	21.180	22.865	21.009	8	14:31:44.933	1:05.058		21.039	22.840	21.179
3	14:26:06.345	1:06.101	+1.217	21.608	23.430	21.063	(219) Marie Bakken						
4	14:27:12.442	1:06.097	+1.213	21.811	23.239	21.047	1	14:23:55.898	1:09.686	+4.305	24.191	24.319	21.176
5	14:28:17.326	1:04.884		20.906	22.993	20.985	2	14:25:17.353	1:21.455	+16.074	21.280	38.485	21.690
6	14:29:22.282	1:04.956	+0.072	21.017	22.955	20.984	3	14:26:22.734	1:05.381		21.281	22.832	21.268
7	14:30:28.067	1:05.785	+0.901	21.793	23.058	20.934	4	14:27:28.191	1:05.457	+0.076	21.250	22.901	21.306
8	14:31:33.334	1:05.267	+0.383	21.088	23.175	21.004	5	14:28:33.772	1:05.581	+0.200	21.315	23.035	21.231
(225) Constantin Schoell							6	14:29:39.319	1:05.547	+0.166	21.341	23.029	21.177
1	14:23:55.080	1:09.477	+4.588	24.299	24.107	21.071	7	14:30:44.760	1:05.441	+0.060	21.388	22.922	21.131
2	14:25:00.644	1:05.564	+0.675	21.587	22.998	20.979	8	14:31:50.497	1:05.737	+0.356	21.418	23.119	21.200
3	14:26:06.610	1:05.966	+1.077	21.849	23.055	21.062	(332) Jakob Kadlcak						
4	14:27:12.706	1:06.096	+1.207	21.846	23.048	21.202	1	14:23:55.382	1:08.425	+3.895	23.285	24.118	21.022
5	14:28:17.595	1:04.889		20.976	22.869	21.044	2	14:25:00.329	1:04.947	+0.417	21.178	22.876	20.893
6	14:29:22.738	1:05.143	+0.254	21.270	22.867	21.006	3	14:26:06.028	1:05.699	+1.169	21.390	23.051	21.258
7	14:30:28.371	1:05.633	+0.744	21.628	22.991	21.014	4	14:27:11.461	1:05.433	+0.903	20.834	23.597	21.002
8	14:31:33.817	1:05.446	+0.557	21.519	22.989	20.938	5	14:28:15.991	1:04.530		20.785	22.774	20.971
(283) Jonathan Aberdein							6	14:29:20.662	1:04.671	+0.141	20.932	22.799	20.940
1	14:23:56.406	1:09.919	+5.176	24.452	24.360	21.107	7	14:30:25.823	1:05.161	+0.631	21.180	22.994	20.987
2	14:25:02.009	1:05.603	+0.860	21.354	23.185	21.064	8	14:32:02.572	1:36.749	+32.219	21.583	53.704	21.462
3	14:26:07.307	1:05.298	+0.555	21.151	23.040	21.107	(335) Kezia Santoso						
4	14:27:13.299	1:05.992	+1.249	21.267	23.766	20.959	1	14:23:53.699	1:08.076	+3.319	23.785	23.174	21.117
5	14:28:18.140	1:04.841	+0.098	20.812	22.994	21.035	2	14:24:58.784	1:05.085	+0.328	21.010	23.018	21.057
6	14:29:22.883	1:04.743		20.818	22.941	20.984	3	14:26:05.144	1:06.360	+1.603	21.329	24.014	21.017
7	14:30:28.525	1:05.642	+0.899	21.558	23.147	20.937	4	14:27:10.797	1:05.653	+0.896	21.195	23.448	21.010
8	14:31:34.287	1:05.762	+1.019	21.546	23.253	20.963	5	14:28:15.554	1:04.757		20.863	22.877	21.017
(256) Marc Gonzalez							6	14:29:21.074	1:05.520	+0.763	21.549	22.937	21.034
1	14:23:54.244	1:08.355	+3.559	23.569	23.632	21.154	7	14:30:26.015	1:04.941	+0.184	21.112	22.854	20.975
2	14:24:59.248	1:05.004	+0.208	21.033	22.942	21.029	8	14:32:01.247	1:35.232	+30.475	21.466	51.558	22.208
3	14:26:05.555	1:06.307	+1.511	21.661	23.604	21.042	(334) Faisal Al Zubair						
4	14:27:11.844	1:06.289	+1.493	20.963	24.277	21.049	1	14:23:58.300	1:11.278	+4.687	24.391	24.916	21.971
5	14:28:16.699	1:04.855	+0.059	21.014	22.870	20.971	2	14:25:05.678	1:07.378	+0.787	21.964	23.771	21.643
6	14:29:21.495	1:04.796		21.002	22.757	21.037	3	14:26:12.424	1:06.746	+0.155	21.908	23.519	21.319
7	14:30:26.872	1:05.377	+0.581	21.270	23.157	20.950	4	14:27:19.015	1:06.591		21.678	23.570	21.343
8	14:31:33.185	1:06.313	+1.517	21.008	24.317	20.988	5	14:28:44.589	1:25.574	+18.983	21.700	23.866	40.008
(328) Taylor Greenfield							(246) Maksim Shtotland						
1	14:23:56.065	1:09.659	+4.524	24.461	24.079	21.119	1	14:23:57.533	1:10.735	+4.292	24.654	24.565	21.516
2	14:25:02.124	1:06.059	+0.924	21.594	23.399	21.066	2	14:25:03.976	1:06.443		21.608	23.228	21.607
3	14:26:07.259	1:05.135		20.948	23.040	21.147							
4	14:27:15.451	1:08.192	+3.057	21.329	25.706	21.157							
5	14:28:20.986	1:05.535	+0.400	21.308	23.082	21.145							
6	14:29:26.302	1:05.316	+0.181	21.324	22.865	21.127							

Timekeeping M. Wagner:



Clerk of the course Thomas Lainer:

www.mylaps.com

Steward Horst Seidel:

Chief Scrutineer Paul Klaassen:

Licensed to: Motorsport Events



Rotax Euro Challenge 2014 Zuera/Spain

Rotax Seniors

Zuera 1,699 Km

RACE 13 Qualifying Heat 5 A-D

19.07.2014 16:20

Race (8 Laps) started at 16:22:48

Pos	No.	Name	Nat.	Chassis	Race Team	Laps	Total Tm	Diff	Best Tm	In Lap	km/h	Points
1	215	Harry Webb	GBR	Tonykart	Strawberry Racing	8	8:35.525		1:04.070	7	95,464	0
2	250	Joseph Reilly	GBR	Tonykart	Strawberry Racing	8	8:35.861	0.336	1:04.095	6	95,427	2
3	303	Guan Yu Zhou	GBR	Tonykart	Strawberry Racing	8	8:35.992	0.467	1:03.982	7	95,596	3
4	224	Josh Price	GBR	Tonykart	Strawberry Racing	8	8:37.003	1.478	1:04.150	6	95,345	4
5	227	Josh White	GBR	Tonykart	Coles Racing	8	8:37.543	2.018	1:04.164	4	95,324	5
6	226	Jessica Backman	SWE	Tonykart	Strawberry Racing	8	8:37.717	2.192	1:04.111	6	95,403	6
7	214	Bas De Laat	NLD	Gillard	PDB Racing Team	8	8:38.210	2.685	1:04.209	4	95,258	7
8	210	Luke Varley	GBR	Birel	KMS Birel Motorsport	8	8:38.657	3.132	1:04.247	4	95,201	8
9	286	Victor Oberg	SWE	Gillard	PDB Racing Team	8	8:39.482	3.957	1:04.323	8	95,089	9
10	327	Jack Aitken	GBR	OTK	KR Sport	8	8:40.490	4.965	1:04.428	6	94,934	10
11	255	Michael Cool	BEL	Tonykart	Bouvin Power	8	8:40.589	5.064	1:04.379	4	95,006	11
12	295	Joel Deputch	FRA	FA Kart	Race Evo	8	8:41.903	6.378	1:04.631	7	94,636	12
13	204	Martin Mortensen	DNK	Tonykart	RS Competition	8	8:42.088	6.563	1:04.383	4	95,000	13
14	225	Constantin Schoell	AUT	FA Kart	Dan Holland Racing	8	8:42.225	6.700	1:04.306	7	95,114	14
15	306	Max Aitken	GBR	OTK	KR Sport	8	8:45.936	10.411	1:04.325	5	95,086	15
16	228	Nicolas Picot	FRA	Sodikart	Kart Pro Racing	8	8:46.581	11.056	1:04.935	6	94,193	16
17	324	Antoni Ptak	POL	Birel	KMS Birel Motorsport	8	8:46.629	11.104	1:04.573	5	94,721	17
18	289	Brett Ward	GBR	Alonso	Dan Holland Racing	8	8:47.458	11.933	1:04.494	5	94,837	18
19	292	Benjamin Bailly	DNK	Tonykart	RS Competition	8	8:48.019	12.494	1:04.766	5	94,438	19
20	330	Tomoki Takahasi	JPN	Intrepid	Intrepid Driver Program	8	8:48.132	12.607	1:04.561	7	94,738	20
21	220	Abdullah Al Rawahi	OMN	DR	Msport	8	8:49.232	13.707	1:04.774	5	94,427	21
22	309	Maxence Laurent	FRA	Flandria Kart	Flandria Competition Kart	8	8:49.279	13.754	1:04.971	4	94,140	22
23	296	Jose Sierra	MEX	Tonykart	Kids to Win	8	8:49.693	14.168	1:05.166	4	93,859	23
24	256	Marc Gonzalez	ESP	Kosmic	Binakart	8	8:49.726	14.201	1:04.521	6	94,797	24
25	266	Christian Loft	DNK	Tonykart	RS Competition	8	8:50.964	15.439	1:05.027	6	94,059	25
26	246	Maksim Shtotland	RUS	FA Kart	Mayak Racing	8	8:51.136	15.611	1:05.041	5	94,039	26
27	241	Edward Tansley	GBR	Tonykart	Coles Racing	8	8:54.418	18.893	1:04.467	6	94,876	27

Announcements

These results are provisional until the conclusion of any judicial and technical matters!

Margin of Victory	Ø km/h	Best Lap Tm	km/h	Best Lap by
0.336	94,915	1:03.982	95,596	303 - Guan Yu Zhou

Official Timing www.rgmmc.com

Orbits

Timekeeping M. Wagner:

Clerk of the course Thomas Lainer:

www.mylaps.com

Steward Horst Seidel:

Chief Scrutineer Paul Klaassen:

Licensed to: Motorsport Events

Printed: 19.07.2014 16:34:03

posted at:

h



Rotax Euro Challenge 2014 Zuera/Spain

Rotax Seniors

Zuera 1,699 Km

RACE 13 Qualifying Heat 5 A-D

19.07.2014 16:20

Race (8 Laps) started at 16:22:48

Lap	Time of Day	Lap Tm	Diff	S1 Tm	S2 Tm	S3 Tm	Lap	Time of Day	Lap Tm	Diff	S1 Tm	S2 Tm	S3 Tm
(215) Harry Webb							5	16:28:14.339	1:05.286	+1.077	20.977	23.384	20.925
1	16:23:54.643	1:05.715	+1.645	21.641	23.022	21.052	6	16:29:18.549	1:04.210	+0.001	20.547	22.723	20.940
2	16:24:59.280	1:04.637	+0.567	20.775	22.860	21.002	7	16:30:22.781	1:04.232	+0.023	20.618	22.667	20.947
3	16:26:03.614	1:04.334	+0.264	20.738	22.720	20.876	8	16:31:27.138	1:04.357	+0.148	20.691	22.684	20.982
4	16:27:07.771	1:04.157	+0.087	20.776	22.554	20.827	(210) Luke Varley						
5	16:28:11.927	1:04.156	+0.086	20.734	22.529	20.893	1	16:23:55.546	1:06.449	+2.202	22.473	22.995	20.981
6	16:29:16.106	1:04.179	+0.109	20.744	22.575	20.860	2	16:25:00.301	1:04.755	+0.508	20.892	22.870	20.993
7	16:30:20.176	1:04.070		20.707	22.509	20.854	3	16:26:05.512	1:05.211	+0.964	21.441	22.844	20.926
8	16:31:24.453	1:04.277	+0.207	20.832	22.570	20.875	4	16:27:09.759	1:04.247		20.694	22.660	20.893
(250) Joseph Reilly							5	16:28:14.489	1:04.730	+0.483	20.851	22.919	20.960
1	16:23:55.200	1:06.173	+2.078	22.380	22.848	20.945	6	16:29:18.857	1:04.368	+0.121	20.829	22.699	20.840
2	16:24:59.910	1:04.710	+0.615	20.644	23.165	20.901	7	16:30:23.129	1:04.272	+0.025	20.694	22.729	20.849
3	16:26:04.088	1:04.178	+0.083	20.702	22.638	20.838	8	16:31:27.585	1:04.456	+0.209	20.731	22.827	20.898
4	16:27:08.208	1:04.120	+0.025	20.679	22.586	20.855	(286) Victor Oberg						
5	16:28:12.314	1:04.106	+0.011	20.646	22.598	20.862	1	16:23:56.790	1:07.453	+3.130	23.373	23.049	21.031
6	16:29:16.409	1:04.095		20.670	22.605	20.820	2	16:25:01.497	1:04.707	+0.384	20.701	22.882	21.124
7	16:30:20.542	1:04.133	+0.038	20.652	22.626	20.855	3	16:26:06.251	1:04.754	+0.431	20.820	22.864	21.070
8	16:31:24.789	1:04.247	+0.152	20.677	22.646	20.924	4	16:27:10.783	1:04.532	+0.209	20.725	22.756	21.051
(303) Guan Yu Zhou							5	16:28:15.305	1:04.522	+0.199	20.828	22.778	20.916
1	16:23:54.974	1:05.910	+1.928	22.118	22.881	20.911	6	16:29:19.657	1:04.352	+0.029	20.688	22.649	21.015
2	16:24:59.825	1:04.851	+0.869	20.707	23.197	20.947	7	16:30:24.087	1:04.430	+0.107	20.729	22.781	20.920
3	16:26:04.295	1:04.470	+0.488	20.875	22.760	20.835	8	16:31:28.410	1:04.323		20.731	22.706	20.886
4	16:27:08.450	1:04.155	+0.173	20.683	22.672	20.800	(327) Jack Aitken						
5	16:28:12.626	1:04.176	+0.194	20.527	22.671	20.978	1	16:23:57.235	1:07.698	+3.270	23.729	22.860	21.109
6	16:29:16.698	1:04.072	+0.090	20.545	22.667	20.860	2	16:25:02.217	1:04.982	+0.554	20.893	23.031	21.058
7	16:30:20.680	1:03.982		20.508	22.637	20.837	3	16:26:06.777	1:04.560	+0.132	20.773	22.781	21.006
8	16:31:24.920	1:04.240	+0.258	20.608	22.781	20.851	4	16:27:11.326	1:04.549	+0.121	20.815	22.769	20.965
(224) Josh Price							5	16:28:15.804	1:04.478	+0.050	20.754	22.758	20.966
1	16:23:54.921	1:05.922	+1.772	21.868	23.013	21.041	6	16:29:20.232	1:04.428		20.737	22.684	21.007
2	16:24:59.599	1:04.678	+0.528	20.670	22.950	21.058	7	16:30:24.791	1:04.559	+0.131	20.765	22.749	21.045
3	16:26:04.071	1:04.472	+0.322	20.667	22.789	21.016	8	16:31:29.418	1:04.627	+0.199	20.853	22.753	21.021
4	16:27:08.871	1:04.800	+0.650	21.082	22.805	20.913	(255) Michael Cool						
5	16:28:13.081	1:04.210	+0.060	20.592	22.699	20.919	1	16:23:58.077	1:08.901	+4.522	24.358	23.505	21.038
6	16:29:17.231	1:04.150		20.587	22.643	20.920	2	16:25:02.639	1:04.562	+0.183	20.727	22.905	20.930
7	16:30:21.454	1:04.223	+0.073	20.654	22.647	20.922	3	16:26:07.253	1:04.614	+0.235	20.649	22.904	21.061
8	16:31:25.931	1:04.477	+0.327	20.750	22.708	21.019	4	16:27:11.632	1:04.379		20.673	22.736	20.970
(227) Josh White							5	16:28:16.060	1:04.428	+0.049	20.607	22.865	20.956
1	16:23:56.144	1:06.942	+2.778	22.992	22.960	20.990	6	16:29:20.523	1:04.463	+0.084	20.616	22.891	20.956
2	16:25:00.630	1:04.486	+0.322	20.652	22.885	20.949	7	16:30:24.903	1:04.380	+0.001	20.664	22.767	20.949
3	16:26:05.109	1:04.479	+0.315	20.778	22.788	20.913	8	16:31:29.517	1:04.614	+0.235	20.811	22.836	20.967
4	16:27:09.273	1:04.164		20.602	22.670	20.892	(295) Joel Deputch						
5	16:28:13.524	1:04.251	+0.087	20.688	22.655	20.908	1	16:23:57.020	1:07.621	+2.990	23.509	23.056	21.056
6	16:29:17.857	1:04.333	+0.169	20.613	22.714	21.006	2	16:25:02.330	1:05.310	+0.679	20.900	23.418	20.992
7	16:30:22.155	1:04.298	+0.134	20.749	22.599	20.950	3	16:26:07.412	1:05.082	+0.451	20.955	23.185	20.942
8	16:31:26.471	1:04.316	+0.152	20.696	22.681	20.939	4	16:27:12.142	1:04.730	+0.099	20.870	22.866	20.994
(226) Jessica Backman							5	16:28:16.898	1:04.756	+0.125	20.889	22.839	21.028
1	16:23:56.408	1:07.139	+3.028	23.165	22.996	20.978	6	16:29:21.555	1:04.657	+0.026	20.923	22.840	20.894
2	16:25:00.797	1:04.389	+0.278	20.623	22.809	20.957	7	16:30:26.186	1:04.631		20.865	22.806	20.960
3	16:26:05.276	1:04.479	+0.368	20.813	22.775	20.891	8	16:31:30.831	1:04.645	+0.014	20.859	22.856	20.930
4	16:27:09.395	1:04.119	+0.008	20.568	22.714	20.837	(204) Martin Mortensen						
5	16:28:14.092	1:04.697	+0.586	20.780	23.013	20.904	1	16:23:59.250	1:09.613	+5.230	25.195	23.321	21.097
6	16:29:18.203	1:04.111		20.578	22.623	20.910	2	16:25:03.791	1:04.541	+0.158	20.722	22.839	20.980
7	16:30:22.349	1:04.146	+0.035	20.561	22.705	20.880	3	16:26:08.607	1:04.816	+0.433	20.783	22.920	21.113
8	16:31:26.645	1:04.296	+0.185	20.683	22.692	20.921	4	16:27:12.990	1:04.383		20.763	22.635	20.985
(214) Bas De Laet							5	16:28:17.459	1:04.469	+0.086	20.746	22.682	21.041
1	16:23:55.767	1:06.634	+2.425	22.616	22.963	21.055	6	16:29:21.914	1:04.455	+0.072	20.762	22.659	21.034
2	16:25:00.366	1:04.599	+0.390	20.816	22.876	20.907	7	16:30:26.430	1:04.516	+0.133	20.738	22.707	21.071
3	16:26:04.844	1:04.478	+0.269	20.689	22.823	20.966	8	16:31:31.016	1:04.586	+0.203	20.730	22.891	20.965
4	16:27:09.053	1:04.209		20.625	22.679	20.905	(225) Constantin Schoell						

Timekeeping M. Wagner:

Clerk of the course Thomas Lainer:

Steward Horst Seidel:

Chief Scrutineer Paul Klaassen:



Rotax Euro Challenge 2014 Zuera/Spain

Rotax Seniors

Zuera 1,699 Km

RACE 13 Qualifying Heat 5 A-D

19.07.2014 16:20

Race (8 Laps) started at 16:22:48

Lap	Time of Day	Lap Tm	Diff	S1 Tm	S2 Tm	S3 Tm	Lap	Time of Day	Lap Tm	Diff	S1 Tm	S2 Tm	S3 Tm
(306) Max Aitken													
1	16:24:00.620	1:10.603	+6.278	25.320	24.062	21.221	7	16:30:31.254	1:04.561		20.719	22.790	21.052
2	16:25:06.182	1:05.562	+1.237	21.209	23.357	20.996	8	16:31:37.060	1:05.806	+1.245	21.160	23.257	21.389
3	16:26:10.757	1:04.575	+0.250	20.766	22.850	20.959	(220) Abdullah Al Rawahi						
4	16:27:16.321	1:05.564	+1.239	21.129	23.416	21.019	1	16:24:00.214	1:10.948	+6.174	25.545	24.045	21.358
5	16:28:20.646	1:04.325		20.763	20.929	20.929	2	16:25:06.760	1:06.546	+1.772	21.528	23.966	21.052
6	16:29:25.564	1:04.918	+0.593	20.886	22.975	21.057	3	16:26:11.576	1:04.816	+0.042	20.777	23.008	21.031
7	16:30:30.135	1:04.571	+0.246	20.904	22.662	21.005	4	16:27:16.799	1:05.223	+0.449	20.995	23.207	21.021
8	16:31:34.864	1:04.729	+0.404	20.960	22.686	21.083	5	16:28:21.573	1:04.774		20.780	22.927	21.067
(228) Nicolas Picot													
1	16:23:58.577	1:09.109	+4.174	24.358	23.513	21.238	6	16:29:26.943	1:05.370	+0.596	21.346	22.925	21.099
2	16:25:03.583	1:05.006	+0.071	20.974	23.010	21.022	7	16:30:32.410	1:05.467	+0.693	21.442	22.944	21.081
3	16:26:08.791	1:05.208	+0.273	21.151	22.936	21.121	8	16:31:38.160	1:05.750	+0.976	21.334	23.220	21.196
4	16:27:13.828	1:05.037	+0.102	20.825	23.163	21.049	(309) Maxence Laurent						
5	16:28:18.901	1:05.073	+0.138	20.801	23.328	20.944	1	16:23:59.250	1:09.577	+4.606	24.778	23.574	21.225
6	16:29:23.836	1:04.935		20.994	22.898	21.043	2	16:25:04.589	1:05.339	+0.368	21.223	22.989	21.127
7	16:30:29.151	1:05.315	+0.380	21.325	22.933	21.057	3	16:26:09.779	1:05.190	+0.219	21.189	22.923	21.078
8	16:31:35.509	1:06.358	+1.423	22.229	23.050	21.079	4	16:27:14.750	1:04.971		21.138	22.822	21.011
(296) Jose Sierra													
1	16:24:00.841	1:11.023	+5.857	25.151	24.296	21.576	5	16:28:20.089	1:05.339	+0.368	21.171	22.979	21.189
2	16:25:07.021	1:06.180	+1.014	21.184	23.776	21.220	6	16:29:26.674	1:06.585	+1.614	22.405	22.902	21.278
3	16:26:12.449	1:05.428	+0.262	21.367	22.884	21.177	7	16:30:32.106	1:05.432	+0.461	21.463	22.957	21.012
4	16:27:17.615	1:05.166		21.083	22.845	21.238	8	16:31:38.207	1:06.101	+1.130	21.723	23.317	21.061
5	16:28:22.926	1:05.311	+0.145	21.328	23.042	20.941	(295) Marc Gonzalez						
6	16:29:28.161	1:05.235	+0.069	21.223	22.973	21.039	1	16:24:04.734	1:15.143	+10.622	30.521	23.377	21.245
7	16:30:33.406	1:05.245	+0.079	21.163	23.009	21.073	2	16:25:09.864	1:05.130	+0.609	21.217	22.834	21.079
8	16:31:38.621	1:05.215	+0.049	21.106	22.928	21.181	3	16:26:14.693	1:04.829	+0.308	21.039	22.775	21.015
(289) Brett Ward													
1	16:24:00.451	1:10.516	+6.022	25.324	23.878	21.314	4	16:27:19.545	1:04.852	+0.331	21.077	22.746	21.029
2	16:25:06.310	1:05.859	+1.365	21.448	23.399	21.012	5	16:28:24.180	1:04.635	+0.114	20.977	22.636	21.022
3	16:26:11.002	1:04.692	+0.198	20.883	22.803	21.006	6	16:29:28.701	1:04.521		20.914	22.672	20.935
4	16:27:16.475	1:05.473	+0.979	20.951	23.485	21.037	7	16:30:33.972	1:05.271	+0.750	20.982	23.172	21.117
5	16:28:20.969	1:04.494		20.897	22.636	20.961	8	16:31:38.654	1:04.682	+0.161	20.907	22.733	21.042
6	16:29:26.033	1:05.064	+0.570	21.213	22.790	21.061	(266) Christian Loft						
7	16:30:30.841	1:04.808	+0.314	20.981	22.864	20.963	1	16:24:01.056	1:11.020	+5.993	25.386	24.321	21.313
8	16:31:36.386	1:05.545	+1.051	21.370	23.159	21.016	2	16:25:07.690	1:06.634	+1.607	21.509	23.922	21.203
(292) Benjamin Bailly													
1	16:24:00.398	1:10.569	+5.803	25.354	23.828	21.387	3	16:26:12.952	1:05.262	+0.235	21.011	23.184	21.067
2	16:25:05.743	1:05.345	+0.579	21.240	23.077	21.028	4	16:27:18.125	1:05.173	+0.146	21.163	22.925	21.085
3	16:26:10.621	1:04.878	+0.112	20.943	22.946	20.989	5	16:28:23.549	1:05.424	+0.397	21.075	23.032	21.317
4	16:27:15.702	1:05.081	+0.315	21.191	22.940	20.950	6	16:29:28.576	1:05.027		21.087	22.903	21.037
5	16:28:20.468	1:04.766		20.893	22.939	20.934	7	16:30:34.581	1:06.005	+0.978	21.278	23.552	21.175
6	16:29:25.977	1:05.509	+0.743	20.880	23.364	21.265	8	16:31:39.892	1:05.311	+0.284	21.078	23.048	21.185
7	16:30:31.077	1:05.100	+0.334	20.895	23.215	20.990	(246) Maksim Shtotland						
8	16:31:36.947	1:05.870	+1.104	21.265	23.243	21.362	1	16:24:01.204	1:11.001	+5.960	25.041	24.431	21.529
(330) Tomoki Takahashi													
1	16:24:00.360	1:10.930	+6.369	24.735	24.600	21.595	2	16:25:07.439	1:06.235	+1.194	21.281	23.821	21.133
2	16:25:07.247	1:06.887	+2.326	22.277	23.299	21.311	3	16:26:12.633	1:05.194	+0.153	21.131	22.922	21.141
3	16:26:12.160	1:04.913	+0.352	20.930	22.823	21.160	4	16:27:17.836	1:05.203	+0.162	21.174	22.889	21.140
4	16:27:16.937	1:04.777	+0.216	20.937	22.808	21.032	5	16:28:22.877	1:05.041		21.020	22.867	21.154
5	16:28:21.705	1:04.768	+0.207	20.847	22.988	20.933	6	16:29:28.082	1:05.205	+0.164	21.116	22.998	21.091
6	16:29:26.693	1:04.988	+0.427	20.921	22.919	21.148	7	16:30:34.865	1:06.783	+1.742	21.182	24.388	21.213
							8	16:31:40.064	1:05.199	+0.158	20.996	23.004	21.199
(241) Edward Tansley													
1	16:24:09.496	1:19.897	+15.430	35.136	23.643	21.118							
2	16:25:14.720	1:05.224	+0.757	21.029	23.044	21.151							

Timekeeping M. Wagner:

Clerk of the course Thomas Lainer:

Steward Horst Seidel:

Chief Scrutineer Paul Klaassen:



Rotax Euro Challenge 2014 Zuera/Spain

Rotax Seniors

Zuera 1,699 Km

RACE 13 Qualifying Heat 5 A-D

19.07.2014 16:20

Race (8 Laps) started at 16:22:48

Lap	Time of Day	Lap Tm	Diff	S1 Tm	S2 Tm	S3 Tm	Lap	Time of Day	Lap Tm	Diff	S1 Tm	S2 Tm	S3 Tm
3	16:26:19.634	1:04.914	+0.447	21.071	22.798	21.045							
4	16:27:24.411	1:04.777	+0.310	21.056	22.714	21.007							
5	16:28:29.222	1:04.811	+0.344	20.976	22.830	21.005							
6	16:29:33.689	1:04.467		20.940	22.641	20.886							
7	16:30:38.597	1:04.908	+0.441	21.049	22.896	20.963							
8	16:31:43.346	1:04.749	+0.282	20.955	22.805	20.989							

Timekeeping M. Wagner:

Clerk of the course Thomas Lainer:

Steward Horst Seidel:

Chief Scrutineer Paul Klaassen:



Rotax Euro Challenge 2014 Zuera/Spain

Rotax Seniors

Zuera 1,699 Km

RACE 14 Qualifying Heat 6 B-C

19.07.2014 16:40

Race (8 Laps) started at 16:42:51

Pos	No.	Name	Nat.	Chassis	Race Team	Laps	Total Tm	Diff	Best Tm	In Lap	km/h	Points
1	302	Zack Clamandemelo	CAN	Intrepid	Intrepid Driver Program	8	8:42.277		1:04.696	7	94,541	0
2	331	Oliver Hodgson	GBR	Tonykart	KR Sport	8	8:42.838	0.561	1:04.422	7	94,943	2
3	205	Edward Brand	GBR	Intrepid	Intrepid Driver Program	8	8:42.854	0.577	1:04.630	7	94,637	3
4	223	Tom Grice	GBR	Tonykart	Coles Racing	8	8:43.103	0.826	1:04.733	4	94,487	4
5	222	Lars Lamborelle	NLD	Tonykart	Strawberry Racing	8	8:43.157	0.880	1:04.292	7	95,135	5
6	319	Xavier Pozzoli	FRA	Kosmic	Sonic Racing Kart	8	8:43.395	1.118	1:04.816	7	94,366	6
7	234	Julien Falchero	FRA	Kosmic	Sonic Racing Kart	8	8:44.230	1.953	1:04.469	5	94,874	7
8	212	Pierce Lehane	GBR	Alonso	Dan Holland Racing	8	8:44.867	2.590	1:04.379	7	95,006	8
9	307	Lukasz Bartoszek	POL	CRG	CRG S.P.A.	8	8:45.231	2.954	1:04.700	7	94,535	9
10	333	Sam Schippers	NLD	FA Kart	Team TKP	8	8:45.866	3.589	1:04.676	3	94,570	10
11	248	Philip Vollstedt	DNK	Tonykart	RS Competition	8	8:46.391	4.114	1:04.645	5	94,615	11
12	308	Dionisios Marcu	ROU	CRG	CRG S.P.A.	8	8:46.559	4.282	1:04.705	3	94,527	12
13	332	Jakub Kadlcak	CZE	Sodikart	Sodi Race Tech s.r.o.	8	8:47.650	5.373	1:04.766	3	94,438	13
14	277	Max Renberg	SWE	Tonykart	RS Competition	8	8:48.201	5.924	1:04.683	5	94,560	14
15	328	Taylor Greenfield	PER	Gillard	PDB Racing Team	8	8:48.258	5.981	1:04.733	5	94,487	15
16	283	Jonathan Aberdein	ZAF	Tonykart	KR Sport	8	8:48.664	6.387	1:04.857	6	94,306	16
17	326	Michael Buchholz	ZAF	Intrepid	Intrepid Driver Program	8	8:49.716	7.439	1:05.110	7	93,939	17
18	230	Alessandro Trombelli	ITA	Kosmic	Sinergy Motorsport	8	8:50.854	8.577	1:04.995	5	94,106	18
19	335	Kezia Santoso	IDN	Gillard	PDB Racing Team	8	8:50.938	8.661	1:05.084	7	93,977	19
20	329	Marta Ariza	ESP	Formula K	Team Ivan Racing	8	8:51.110	8.833	1:05.253	6	93,734	20
21	267	Gavin Jonk	NLD	Gillard	PDB Racing Team	8	8:51.473	9.196	1:04.892	6	94,255	21
22	218	Petr Bezel	CZE	MS Kart	MS Kart Racing Team	8	8:53.183	10.906	1:04.992	3	94,110	22
23	219	Marie Bakken	NOR	Gillard	PDB Racing Team	8	9:05.317	23.040	1:05.373	7	93,562	23
24	208	Glenn Van Parijs	BEL	Tonykart	Bouvin Power		0.361	8 Laps		0	-	24
25	260	Sam Smelt	GBR	Kosmic	Aim Motorsport		0.875	8 Laps		0	-	25
26	258	Vincent Fraise	FRA	Sodikart	Sodikart		1.004	8 Laps		0	-	26
27	334	Faisal Al Zubair	OMN	DR	Msport		1.730	8 Laps		0	-	27

Announcements

These results are provisional until the conclusion of any judicial and technical matters!

Margin of Victory	Ø km/h	Best Lap Tm	km/h	Best Lap by
0.561	93,688	1:04.292	95,135	222 - Lars Lamborelle

Official Timing www.rgmmc.com

Orbits

Timekeeping M. Wagner:

Clerk of the course Thomas Lainer:

www.mylaps.com

Steward Horst Seidel:

Chief Scrutineer Paul Klaassen:

Licensed to: Motorsport Events

Printed: 19.07.2014 16:52:54

posted at:

h



Rotax Euro Challenge 2014 Zuera/Spain

Rotax Seniors

Zuera 1,699 Km

RACE 14 Qualifying Heat 6 B-C

19.07.2014 16:40

Race (8 Laps) started at 16:42:51

Lap	Time of Day	Lap Tm	Diff	S1 Tm	S2 Tm	S3 Tm
(302) Zack Clamandemelo						
1	16:43:57.125	1:06.015	+1.319	21.644	23.147	21.224
2	16:45:02.967	1:05.842	+1.146	21.682	23.240	20.920
3	16:46:07.819	1:04.852	+0.156	20.907	22.866	21.079
4	16:47:13.370	1:05.551	+0.855	22.054	22.721	20.776
5	16:48:18.778	1:05.408	+0.712	21.487	22.954	20.967
6	16:49:23.848	1:05.070	+0.374	21.239	22.883	20.948
7	16:50:28.544	1:04.696		20.808	22.841	21.047
8	16:51:33.387	1:04.843	+0.147	21.127	22.775	20.941

(331) Oliver Hodgson						
1	16:43:57.519	1:06.280	+1.858	21.956	23.181	21.143
2	16:45:02.904	1:05.385	+0.963	21.111	23.229	21.045
3	16:46:08.181	1:05.277	+0.855	20.877	23.476	20.924
4	16:47:13.287	1:05.106	+0.684	21.239	22.926	20.941
5	16:48:19.020	1:05.733	+1.311	21.650	23.119	20.964
6	16:49:24.160	1:05.140	+0.718	20.838	22.853	21.449
7	16:50:28.582	1:04.422		20.826	22.687	20.909
8	16:51:33.948	1:05.366	+0.944	21.179	23.141	21.046

(205) Edward Brand						
1	16:43:57.564	1:06.314	+1.684	22.190	23.146	20.978
2	16:45:03.453	1:05.889	+1.259	21.025	23.616	21.248
3	16:46:08.132	1:04.679	+0.049	20.680	22.996	21.003
4	16:47:13.035	1:04.903	+0.273	21.068	22.902	20.933
5	16:48:18.452	1:05.417	+0.787	21.532	22.953	20.932
6	16:49:23.666	1:05.214	+0.584	21.370	22.991	20.853
7	16:50:28.296	1:04.630		20.909	22.785	20.936
8	16:51:33.964	1:05.668	+1.038	21.697	23.057	20.914

(223) Tom Grice						
1	16:43:57.837	1:06.660	+1.927	21.869	23.450	21.341
2	16:45:03.392	1:05.555	+0.822	21.213	23.193	21.149
3	16:46:09.248	1:05.856	+1.123	21.758	23.077	21.021
4	16:47:13.981	1:04.733		20.929	22.903	20.901
5	16:48:19.633	1:05.652	+0.919	21.078	23.602	20.972
6	16:49:24.538	1:04.905	+0.172	20.958	22.968	20.979
7	16:50:29.299	1:04.761	+0.028	20.910	22.856	20.995
8	16:51:34.213	1:04.914	+0.181	20.958	22.931	21.025

(222) Lars Lamborelle						
1	16:44:01.768	1:09.785	+5.493	24.591	24.103	21.091
2	16:45:06.580	1:04.812	+0.520	20.918	22.862	21.032
3	16:46:11.328	1:04.748	+0.456	20.957	22.895	20.896
4	16:47:15.810	1:04.482	+0.190	20.813	22.781	20.888
5	16:48:20.276	1:04.466	+0.174	20.711	22.809	20.946
6	16:49:25.270	1:04.994	+0.702	21.258	22.795	20.941
7	16:50:29.562	1:04.292		20.746	22.704	20.842
8	16:51:34.267	1:04.705	+0.413	20.900	22.871	20.934

(319) Xavier Pozzoli						
1	16:43:58.375	1:06.955	+2.139	22.652	23.212	21.091
2	16:45:03.849	1:05.474	+0.658	21.406	22.989	21.079
3	16:46:08.911	1:05.062	+0.246	21.158	22.902	21.002
4	16:47:13.847	1:04.936	+0.120	21.057	22.917	20.962
5	16:48:19.477	1:05.630	+0.814	21.422	23.253	20.955
6	16:49:24.649	1:05.172	+0.356	21.454	22.787	20.931
7	16:50:29.465	1:04.816		20.908	22.877	21.031
8	16:51:34.505	1:05.040	+0.224	21.174	22.831	21.035

(234) Julien Falchero						
1	16:44:01.646	1:09.352	+4.883	24.144	23.930	21.278
2	16:45:06.524	1:04.878	+0.409	20.949	22.832	21.097
3	16:46:11.194	1:04.670	+0.201	20.923	22.742	21.005
4	16:47:16.091	1:04.897	+0.428	21.020	22.949	20.928

Lap	Time of Day	Lap Tm	Diff	S1 Tm	S2 Tm	S3 Tm
5	16:48:20.560	1:04.469		20.756	22.780	20.933
6	16:49:25.662	1:05.102	+0.633	21.213	22.866	21.023
7	16:50:30.268	1:04.606	+0.137	20.859	22.682	21.065
8	16:51:35.340	1:05.072	+0.603	21.298	22.802	20.972

(212) Pierce Lehane						
1	16:43:58.529	1:06.893	+2.514	22.517	23.290	21.086
2	16:45:04.266	1:05.737	+1.358	21.420	23.235	21.082
3	16:46:09.696	1:05.430	+1.051	21.553	22.901	20.976
4	16:47:15.241	1:05.545	+1.166	21.035	23.564	20.946
5	16:48:19.878	1:04.637	+0.258	20.760	22.887	20.990
6	16:49:26.489	1:06.611	+2.232	22.021	23.647	20.943
7	16:50:30.868	1:04.379		20.761	22.707	20.911
8	16:51:35.977	1:05.109	+0.730	20.936	23.202	20.971

(307) Lukasz Bartoszuk						
1	16:43:58.317	1:06.826	+2.126	22.353	23.236	21.237
2	16:45:03.690	1:05.373	+0.673	21.076	23.074	21.223
3	16:46:09.496	1:05.806	+1.106	21.630	23.090	21.086
4	16:47:14.299	1:04.803	+0.103	20.797	22.973	21.033
5	16:48:19.802	1:05.503	+0.803	21.121	23.337	21.045
6	16:49:25.908	1:06.106	+1.406	21.919	23.185	21.002
7	16:50:30.608	1:04.700		20.721	22.861	21.118
8	16:51:36.341	1:05.733	+1.033	21.139	23.439	21.155

(333) Sam Schippers						
1	16:44:02.162	1:09.903	+5.227	24.423	24.256	21.224
2	16:45:07.599	1:05.437	+0.761	21.362	22.933	21.142
3	16:46:12.275	1:04.676		20.949	22.702	21.025
4	16:47:17.341	1:05.066	+0.390	21.131	22.873	21.062
5	16:48:22.368	1:05.027	+0.351	21.109	22.804	21.114
6	16:49:27.100	1:04.732	+0.056	20.917	22.815	21.000
7	16:50:31.933	1:04.833	+0.157	20.755	22.924	21.154
8	16:51:36.976	1:05.043	+0.367	21.028	22.874	21.141

(248) Philip Vollstedt						
1	16:43:58.187	1:06.871	+2.226	22.334	23.284	21.253
2	16:45:04.165	1:05.978	+1.333	21.670	23.228	21.080
3	16:46:09.610	1:05.445	+0.800	21.322	23.099	21.024
4	16:47:15.568	1:05.958	+1.313	21.019	23.823	21.116
5	16:48:20.213	1:04.645		20.772	22.864	21.009
6	16:49:26.901	1:06.688	+2.043	21.596	24.079	21.013
7	16:50:32.559	1:05.658	+1.013	20.869	23.757	21.032
8	16:51:37.501	1:04.942	+0.297	21.027	22.947	20.968

(308) Dionisio Marcu						
1	16:44:02.535	1:10.460	+5.755	24.937	24.120	21.403
2	16:45:07.804	1:05.269	+0.564	21.072	23.113	21.084
3	16:46:12.509	1:04.705		20.971	22.734	21.000
4	16:47:17.455	1:04.946	+0.241	20.986	23.030	20.930
5	16:48:22.295	1:04.840	+0.135	20.924	22.681	21.235
6	16:49:27.170	1:04.875	+0.170	21.166	22.788	20.921
7	16:50:32.367	1:05.197	+0.492	20.869	23.286	21.042
8	16:51:37.669	1:05.302	+0.597	21.323	22.986	20.993

(332) Jakub Kadlczak						
1	16:44:02.805	1:09.865	+5.099	24.292	24.390	21.183
2	16:45:08.278	1:05.473	+0.707	21.074	23.123	21.276
3	16:46:13.044	1:04.766		20.932	22.736	21.098
4	16:47:18.129	1:05.085	+0.319	20.814	23.287	20.984
5	16:48:23.065	1:04.936	+0.170	21.199	22.767	20.970
6	16:49:27.881	1:04.816	+0.050	20.755	23.052	21.009
7	16:50:33.209	1:05.328	+0.562	21.197	23.104	21.027
8	16:51:38.760	1:05.551	+0.785	21.571	22.944	21.036

(277) Max Renberg						
--------------------------	--	--	--	--	--	--

Timekeeping M. Wagner:



Clerk of the course Thomas Lainer:

Steward Horst Seidel:

Chief Scrutineer Paul Klaassen:

www.mylaps.com

Printed: 19.07.2014 16:54:06

posted at: h

Licensed to: Motorsport Events



Rotax Euro Challenge 2014 Zuera/Spain

Rotax Seniors

Zuera 1,699 Km

RACE 14 Qualifying Heat 6 B-C

19.07.2014 16:40

Race (8 Laps) started at 16:42:51

Lap	Time of Day	Lap Tm	Diff	S1 Tm	S2 Tm	S3 Tm	Lap	Time of Day	Lap Tm	Diff	S1 Tm	S2 Tm	S3 Tm	
1	16:44:02.189	1:09.449	+4.766	24.063	24.202	21.184	7	16:50:36.742	1:05.415	+0.162	21.209	23.138	21.068	
2	16:45:08.208	1:06.019	+1.336	21.389	23.325	21.305	8	16:51:42.220	1:05.478	+0.225	21.345	23.074	21.059	
3	16:46:13.432	1:05.224	+0.541	21.443	22.762	21.019	(267) Gavin Jonk							
4	16:47:18.318	1:04.886	+0.203	20.798	23.080	21.008	1	16:44:06.736	1:14.522	+9.630	30.119	23.120	21.283	
5	16:48:23.001	1:04.683		20.863	22.785	21.035	2	16:45:12.089	1:05.353	+0.461	21.394	22.832	21.127	
6	16:49:27.753	1:04.752	+0.069	20.741	22.951	21.060	3	16:46:17.257	1:05.168	+0.276	21.314	22.758	21.096	
7	16:50:33.122	1:05.369	+0.686	21.223	23.078	21.068	4	16:47:22.352	1:05.095	+0.203	21.224	22.734	21.137	
8	16:51:39.311	1:06.189	+1.506	21.737	23.321	21.131	5	16:48:27.556	1:05.204	+0.312	21.265	22.850	21.089	
(328) Taylor Greenfield							6	16:49:32.448	1:04.892		21.121	22.664	21.107	
1	16:44:02.611	1:10.172	+5.439	24.633	24.221	21.318	7	16:50:37.545	1:05.097	+0.205	21.194	22.793	21.110	
2	16:45:08.456	1:05.845	+1.112	21.471	23.239	21.135	8	16:51:42.583	1:05.038	+0.146	21.361	22.650	21.027	
3	16:46:13.855	1:05.399	+0.666	21.421	22.868	21.110	(218) Petr Bezel							
4	16:47:18.768	1:04.913	+0.180	20.980	22.883	21.050	1	16:44:07.999	1:15.790	+10.798	31.588	22.971	21.231	
5	16:48:23.501	1:04.733		20.908	22.737	21.088	2	16:45:13.174	1:05.175	+0.183	21.200	22.847	21.128	
6	16:49:28.270	1:04.769	+0.036	20.974	22.758	21.037	3	16:46:18.166	1:04.992		21.174	22.779	21.039	
7	16:50:33.444	1:05.174	+0.441	20.931	23.234	21.009	4	16:47:23.274	1:05.108	+0.116	21.136	22.839	21.133	
8	16:51:39.368	1:05.924	+1.191	21.536	23.304	21.084	5	16:48:28.415	1:05.141	+0.149	21.252	22.755	21.134	
(283) Jonathan Aberdein							6	16:49:33.489	1:05.074	+0.082	21.180	22.757	21.137	
1	16:44:04.457	1:11.925	+7.068	24.095	24.917	22.913	7	16:50:38.799	1:05.310	+0.318	21.252	22.884	21.174	
2	16:45:10.308	1:05.851	+0.994	21.627	22.891	21.333	8	16:51:44.293	1:05.494	+0.502	21.395	22.811	21.288	
3	16:46:15.210	1:04.902	+0.045	20.819	22.854	21.229	(219) Marie Bakken							
4	16:47:20.242	1:05.032	+0.175	20.823	22.831	21.378	1	16:44:17.127	1:24.756	+19.383	40.088	23.395	21.273	
5	16:48:25.119	1:04.877	+0.020	20.724	23.070	21.083	2	16:45:23.066	1:05.939	+0.566	21.459	23.275	21.205	
6	16:49:29.976	1:04.857		20.970	22.863	21.024	3	16:46:28.671	1:05.605	+0.232	21.442	22.885	21.278	
7	16:50:34.859	1:04.883	+0.026	20.949	22.905	21.029	4	16:47:34.340	1:05.669	+0.296	21.387	23.103	21.179	
8	16:51:39.774	1:04.915	+0.058	20.930	22.894	21.091	5	16:48:39.961	1:05.621	+0.248	21.468	23.068	21.085	
(326) Michael Buchholz							6	16:49:45.609	1:05.648	+0.275	21.416	23.160	21.072	
1	16:44:00.930	1:08.053	+2.943	23.350	23.340	21.363	7	16:50:50.982	1:05.373		21.367	22.844	21.162	
2	16:45:06.557	1:05.627	+0.517	21.336	22.944	21.347	8	16:51:56.427	1:05.445	+0.072	21.393	22.973	21.079	
3	16:46:11.969	1:05.412	+0.302	21.207	22.981	21.224	(230) Alessandro Trombelli							
4	16:47:19.482	1:07.513	+2.403	21.457	24.835	21.221	1	16:44:04.595	1:13.211	+8.216	28.605	23.351	21.255	
5	16:48:24.953	1:05.471	+0.361	21.160	23.039	21.272	2	16:45:09.907	1:05.312	+0.317	21.376	22.775	21.161	
6	16:49:30.455	1:05.502	+0.392	21.425	22.901	21.176	3	16:46:14.915	1:05.008	+0.013	20.848	23.002	21.158	
7	16:50:35.565	1:05.110		20.941	22.945	21.224	4	16:47:20.621	1:05.706	+0.711	20.816	22.800	22.090	
8	16:51:40.826	1:05.261	+0.151	21.162	22.828	21.271	5	16:48:25.616	1:04.995		20.947	22.855	21.193	
(335) Kezia Santoso							6	16:49:31.098	1:05.482	+0.487	21.318	22.841	21.323	
1	16:44:03.172	1:11.382	+6.298	25.309	24.747	21.326	7	16:50:36.142	1:05.044	+0.049	21.055	22.795	21.194	
2	16:45:08.678	1:05.506	+0.422	21.247	23.069	21.190	8	16:51:41.964	1:05.822	+0.827	21.584	22.999	21.239	
3	16:46:14.150	1:05.472	+0.388	21.263	23.169	21.040	(329) Marta Ariza							
4	16:47:19.599	1:05.449	+0.365	20.877	23.350	21.222	1	16:44:02.449	1:10.117	+4.864	23.967	24.628	21.522	
5	16:48:25.288	1:05.689	+0.605	21.160	23.307	21.222	2	16:45:08.992	1:06.543	+1.290	22.303	23.096	21.144	
6	16:49:30.586	1:05.298	+0.214	21.408	22.793	21.097	3	16:46:14.976	1:05.984	+0.731	21.518	23.349	21.117	
7	16:50:35.670	1:05.084		20.970	22.967	21.147	4	16:47:20.684	1:05.708	+0.455	21.058	23.342	21.308	
8	16:51:42.048	1:06.378	+1.294	22.141	23.143	21.094	5	16:48:26.074	1:05.390	+0.137	21.206	23.102	21.082	
(329) Marta Ariza							6	16:49:31.327	1:05.253			21.277	22.959	21.017

Timekeeping M. Wagner:



Clerk of the course Thomas Lainer:

Steward Horst Seidel:

Chief Scrutineer Paul Klaassen:

www.mylaps.com

Licensed to: Motorsport Events



Rotax Euro Challenge

Seniors Zuera / Spain


Ranking after Heats

Pos.	No.	Firstname	Lastname	Nat.	Chassis	Race Team	QP	Points	Diff.	A-B	C-D	A-C	B-D	A-D	B-C
1	215	Harry	Webb	GBR	Tonykart	Strawberry Racing	1	0		0	--	0	--	0	--
2	331	Oliver	Hodgson	GBR	Tonykart	KR Sport	10	5	-5	3	--	--	0	--	2
3	205	Edward	Brand	GBR	Intrepid	Intrepid Driver Program	3	6	-6	--	0	3	--	--	3
4	224	Josh	Price	GBR	Tonykart	Strawberry Racing	5	8	-8	2	--	2	--	4	--
5	303	Guan Yu	Zhou	GBR	Tonykart	Strawberry Racing	9	11	-11	4	--	4	--	3	--
6	210	Luke	Varley	GBR	Birel	KMS Birel Motorsport	8	15	-15	--	4	--	3	8	--
7	302	Zack	Clamandemelo	CAN	Intrepid	Intrepid Driver Program	2	17	-17	15	--	--	2	--	0
8	226	Jessica	Backman	SWE	Tonykart	Strawberry Racing	21	17	-17	6	--	5	--	6	--
9	222	Lars	Lamborelle	NLD	Tonykart	Strawberry Racing	26	17	-17	7	--	--	5	--	5
10	250	Joseph	Reilly	GBR	Tonykart	Strawberry Racing	4	18	-18	--	2	--	14	2	--
11	212	Pierce	Lehane	GBR	Alonso	Dan Holland Racing	19	19	-19	--	3	8	--	--	8
12	214	Bas	De Laat	NLD	Gillard	PDB Racing Team	13	22	-22	9	--	6	--	7	--
13	227	Josh	White	GBR	Tonykart	Coles Racing	17	22	-22	8	--	9	--	5	--
14	248	Philip	Vollstedt	DNK	Tonykart	RS Competition	7	23	-23	--	5	7	--	--	11
15	204	Martin	Mortensen	DNK	Tonykart	RS Competition	32	26	-26	--	7	--	6	13	--
16	319	Xavier	Pozzoli	FRA	Kosmic	Sonic Racing Kart	14	27	-27	11	--	--	10	--	6
17	307	Lukasz	Bartoszuk	POL	CRG	CRG S.P.A.	18	27	-27	14	--	--	4	--	9
18	286	Victor	Oberg	SWE	Gillard	PDB Racing Team	25	29	-29	10	--	10	--	9	--
19	255	Michael	Cool	BEL	Tonykart	Bouvin Power	12	34	-34	--	14	--	9	11	--
20	230	Alessandro	Trombelli	ITA	Kosmic	Sinergy Motorsport	11	38	-38	--	8	12	--	--	18
21	327	Jack	Aitken	GBR	OTK	KR Sport	37	38	-38	13	--	15	--	10	--
22	289	Brett	Ward	GBR	Alonso	Dan Holland Racing	44	38	-38	--	9	--	11	18	--
23	223	Tom	Grice	GBR	Tonykart	Coles Racing	6	39	-39	5	--	--	30	--	4
24	260	Sam	Smelt	GBR	Kosmic	Aim Motorsport	23	42	-42	--	6	11	--	--	25
25	308	Dionisios	Marcu	ROU	CRG	CRG S.P.A.	27	43	-43	--	10	21	--	--	12
26	225	Constantin	Schoell	AUT	FA Kart	Dan Holland Racing	20	44	-44	--	15	--	15	14	--
27	228	Nicolas	Picot	FRA	Sodikart	Kart Pro Racing	33	47	-47	18	--	13	--	16	--
28	292	Benjamin	Bailly	DNK	Tonykart	RS Competition	40	47	-47	--	20	--	8	19	--

Position 1 -28 qualified for Prefinal

29	306	Max	Aitken	GBR	OTK	KR Sport	53	47	-47	12	--	20	--	15	--
30	208	Glenn	Van Parijs	BEL	Tonykart	Bouvin Power	15	49	-49	--	11	14	--	--	24
31	324	Antoni	Ptak	POL	Birel	KMS Birel Motorsport	36	49	-49	--	19	--	13	17	--
32	277	Max	Renberg	SWE	Tonykart	RS Competition	47	49	-49	--	12	23	--	--	14
33	220	Abdullah	Al Rawahi	OMN	DR	Msport	16	50	-50	--	22	--	7	21	--
34	267	Gavin	Jonk	NLD	Gillard	PDB Racing Team	30	50	-50	17	--	--	12	--	21
35	295	Joel	Deputch	FRA	FA Kart	Race Evo	29	51	-51	20	--	19	--	12	--
36	283	Jonathan	Aberdein	ZAF	Tonykart	KR Sport	46	51	-51	19	--	--	16	--	16
37	330	Tomoki	Takahasi	JPN	Intrepid	Intrepid Driver Program	24	54	-54	--	13	--	21	20	--
38	234	Julien	Falchero	FRA	Kosmic	Sonic Racing Kart	34	54	-54	28	--	--	19	--	7
39	218	Petr	Bezel	CZE	MS Kart	MS Kart Racing Team	35	56	-56	--	16	18	--	--	22
40	256	Marc	Gonzalez	ESP	Kosmic	Binakart	28	59	-59	--	18	--	17	24	--
41	258	Vincent	Fraisse	FRA	Sodikart	Sodikart	31	59	-59	--	17	16	--	--	26
42	328	Taylor	Greenfield	PER	Gillard	PDB Racing Team	42	59	-59	26	--	--	18	--	15

Announcements:
----- These results are provisional until the conclusion of any judicial and technical matters -----

Clerk of the course Thomas Lainer: Stewards (Chairman) Horst Seidel:
Timekeeping M. Wagner:  Scrutineer Paul Klaassen:

Printed: 19.07.2014 19:03 Posted at: h



Rotax Euro Challenge


Seniors Zuera / Spain

Ranking after Heats

Pos.	No.	Firstname	Lastname	Nat.	Chassis	Race Team	QP	Points	Diff.	A-B	C-D	B-C	A-D	A-C	B-D
43	241	Edward	Tansley	GBR	Tonykart	Coles Racing	41	60	-60	16	--	17	--	27	--
44	326	Michael	Buchholz	ZAF	Intrepid	Intrepid Driver Program	51	60	-60	--	21	22	--	--	17
45	332	Jakub	Kadlcak	CZE	Sodikart	Sodi Race Tech s.r.o.	54	61	-61	24	--	--	24	--	13
46	333	Sam	Schippers	NLD	FA Kart	Team TKP	39	62	-62	--	25	27	--	--	10
47	335	Kezia	Santoso	IDN	Gillard	PDB Racing Team	22	67	-67	25	--	--	23	--	19
48	219	Marie	Bakken	NOR	Gillard	PDB Racing Team	38	67	-67	22	--	--	22	--	23
49	309	Maxence	Laurent	FRA	Flandria Kart	Flandria Competition Ka	45	67	-67	21	--	24	--	22	--
50	329	Marta	Ariza	ESP	Formula K	Team Ivan Racing	43	68	-68	--	23	25	--	--	20
51	266	Christian	Loft	DNK	Tonykart	RS Competition	48	69	-69	--	24	--	20	25	--
52	296	Jose	Sierra	MEX	Tonykart	Kids to Win	49	72	-72	23	--	26	--	23	--
53	246	Maksim	Shtotland	RUS	FA Kart	Mayak Racing	52	78	-78	--	26	--	26	26	--
54	334	Faisal	Al Zubair	OMN	DR	Msport	50	79	-79	27	--	--	25	--	27

Position 29-62 qualified for Second Chance Heat

Announcements:
----- These results are provisional until the conclusion of any judicial and technical matters -----

Clerk of the course Thomas Lainer: 

Stewards (Chairman) Horst Seidel:

Timekeeping M. Wagner: Scrutineer Paul Klaassen:

Printed: 19.07.2014 19:03 Posted at: h

Rotax Euro Challenge
 Class: Seniors
 Date/Time: 20.07.2014 10:30

Track: Zuera / Spain
 Heat: Second Chance Heat
 Laps: 8

Edition 1

	33	17		34
	31	16		32
	29	15		30
	27	14		28
Maksim Shtotland	246	13	Faisal Al Zubair	334
	25			26
Christian Loft	266	12	Jose Sierra	296
	23			24
Maxence Laurent	309	11	Marta Ariza	329
	21			22
Kezia Santoso	335	10	Marie Bakken	219
	19			20
Jakub Kadlcak	332	9	Sam Schippers	333
	17			18
Edward Tansley	241	8	Michael Buchholz	326
	15			16
Vincent Fraisse	258	7	Taylor Greenfield	328
	13			14
Petr Bezel	218	6	Marc Gonzalez	256
	11			12
Tomoki Takahasi	330	5	Julien Falchero	234
	9			10
Joel Deputch	295	4	Jonathan Aberdein	283
	7			8
Abdullah Al Rawahi	220	3	Gavin Jonk	267
	5			6
Antoni Ptak	324	2	Max Renberg	277
	3			4
Max Aitken	306	1	Glenn Van Parijs	208
	1	Row		2

Pole Position

Clerk of the course Thomas Lainer:
 Stewards (Chairman) Horst Seidel:

Scrutineer Paul Klaassen:
 Timekeeping M. Wagner:



Rotax Euro Challenge 2014 Zuera/Spain

Rotax Seniors

Zuera 1,699 Km

Warm up qualified 29-62

20.07.2014 09:10

Practice (5:00 Time) started at 9:10:00

Pos	No.	Name	Nat.	Chassis	Race Team	Laps	Best Tm	Diff	Gap	In Lap	km/h
1	241	Edward Tansley	GBR	Tonykart	Coles Racing	4	1:04.658			4	94,596
2	333	Sam Schippers	NLD	FA Kart	Team TKP	3	1:04.720	0.062	0.062	3	94,506
3	330	Tomoki Takahasi	JPN	Intrepid	Intrepid Driver Program	4	1:04.866	0.208	0.146	4	94,293
4	329	Marta Ariza	ESP	Formula K	Team Ivan Racing	4	1:04.895	0.237	0.029	4	94,251
5	306	Max Aitken	GBR	OTK	KR Sport	3	1:04.971	0.313	0.076	2	94,140
6	283	Jonathan Aberdein	ZAF	Tonykart	KR Sport	4	1:05.042	0.384	0.071	3	94,038
7	266	Christian Loft	DNK	Tonykart	RS Competition	4	1:05.070	0.412	0.028	4	93,997
8	267	Gavin Jonk	NLD	Gillard	PDB Racing Team	4	1:05.074	0.416	0.004	4	93,991
9	234	Julien Falchero	FRA	Kosmic	Sonic Racing Kart	4	1:05.084	0.426	0.010	3	93,977
10	256	Marc Gonzalez	ESP	Kosmic	Binakart	4	1:05.108	0.450	0.024	4	93,942
11	326	Michael Buchholz	ZAF	Intrepid	Intrepid Driver Program	4	1:05.183	0.525	0.075	4	93,834
12	324	Antoni Ptak	POL	Birel	KMS Birel Motorsport	4	1:05.191	0.533	0.008	2	93,823
13	335	Kezia Santoso	IDN	Gillard	PDB Racing Team	4	1:05.199	0.541	0.008	4	93,811
14	220	Abdullah Al Rawahi	OMN	DR	Msport	4	1:05.258	0.600	0.059	3	93,726
15	328	Taylor Greenfield	PER	Gillard	PDB Racing Team	4	1:05.276	0.618	0.018	3	93,701
16	208	Glenn Van Parijs	BEL	Tonykart	Bouvin Power	4	1:05.294	0.636	0.018	2	93,675
17	258	Vincent Fraise	FRA	Sodikart	Sodikart	4	1:05.452	0.794	0.158	3	93,449
18	277	Max Renberg	SWE	Tonykart	RS Competition	4	1:05.463	0.805	0.011	3	93,433
19	218	Petr Bezel	CZE	MS Kart	MS Kart Racing Team	4	1:05.466	0.808	0.003	4	93,429
20	332	Jakub Kadlcak	CZE	Sodikart	Sodi Race Tech s.r.o.	3	1:05.476	0.818	0.010	1	93,414
21	295	Joel Deputch	FRA	FA Kart	Race Evo	4	1:05.610	0.952	0.134	4	93,224
22	296	Jose Sierra	MEX	Tonykart	Kids to Win	4	1:05.748	1.090	0.138	4	93,028
23	219	Marie Bakken	NOR	Gillard	PDB Racing Team	4	1:05.813	1.155	0.065	4	92,936
24	246	Maksim Shtotland	RUS	FA Kart	Mayak Racing	4	1:05.897	1.239	0.084	3	92,818
25	309	Maxence Laurent	FRA	Flandria Kart	Flandria Competition Kart	4	1:05.900	1.242	0.003	4	92,813
26	334	Faisal Al Zubair	OMN	DR	Msport	4	1:06.341	1.683	0.441	4	92,196



Rotax Euro Challenge 2014 Zuera/Spain

Rotax Seniors

Zuera 1,699 Km

Warm up qualified 29-62

20.07.2014 09:10

Practice (5:00 Time) started at 9:10:00

Lap	Time of Day	Lap Tm	Diff	S1 Tm	S2 Tm	S3 Tm	Lap	Time of Day	Lap Tm	Diff	S1 Tm	S2 Tm	S3 Tm
(241) Edward Tansley													
1	9:12:31.332	1:05.752	+1.094	21.220	23.385	21.147	1	9:12:41.775	1:05.232	+0.041	21.082	23.076	21.074
2	9:13:36.538	1:05.206	+0.548	21.051	23.080	21.075	2	9:13:46.966	1:05.191		21.182	22.913	21.096
3	9:14:41.435	1:04.897	+0.239	20.883	23.017	20.997	3	9:14:52.324	1:05.358	+0.167	21.062	23.100	21.196
4	9:15:46.093	1:04.658		20.740	22.915	21.003	4	9:15:57.546	1:05.222	+0.031	21.067	22.903	21.252
(333) Sam Schippers													
1	9:12:37.077	1:05.259	+0.539	20.845	23.190	21.224							
2	9:13:42.258	1:05.181	+0.461	21.146	22.986	21.049							
3	9:14:46.978	1:04.720		20.828	22.775	21.117							
(330) Tomoki Takahasi													
1	9:12:26.916	1:05.439	+0.573	21.237	23.090	21.112							
2	9:13:32.003	1:05.087	+0.221	20.946	23.087	21.054							
3	9:14:37.071	1:05.068	+0.202	20.838	23.030	21.200							
4	9:15:41.937	1:04.866		20.846	23.003	21.017							
(329) Marta Ariza													
1	9:12:31.691	1:05.903	+1.008	21.353	23.405	21.145							
2	9:13:36.795	1:05.104	+0.209	20.925	23.175	21.004							
3	9:14:41.789	1:04.994	+0.099	20.938	23.047	21.009							
4	9:15:46.684	1:04.895		20.831	22.998	21.066							
(306) Max Aitken													
1	9:12:41.490	1:05.415	+0.444	21.064	23.111	21.240							
2	9:13:46.461	1:04.971		21.002	22.896	21.073							
3	9:14:51.616	1:05.155	+0.184	21.203	22.971	20.981							
(283) Jonathan Aberdein													
1	9:12:25.540	1:05.678	+0.636	21.427	23.224	21.027							
2	9:13:30.757	1:05.217	+0.175	21.041	23.050	21.126							
3	9:14:35.799	1:05.042		20.992	23.005	21.045							
4	9:15:41.067	1:05.268	+0.226	20.928	23.084	21.256							
(266) Christian Loft													
1	9:12:41.619	1:06.292	+1.222	21.209	23.432	21.651							
2	9:13:47.569	1:05.950	+0.880	21.401	23.361	21.188							
3	9:14:52.678	1:05.109	+0.039	21.006	23.051	21.052							
4	9:15:57.748	1:05.070		20.965	22.934	21.171							
(267) Gavin Jonk													
1	9:12:28.028	1:05.935	+0.861	21.354	23.306	21.275							
2	9:13:33.395	1:05.367	+0.293	21.196	22.986	21.185							
3	9:14:38.493	1:05.098	+0.024	21.063	22.871	21.164							
4	9:15:43.567	1:05.074		21.060	22.818	21.196							
(234) Julien Falchero													
1	9:12:35.857	1:05.346	+0.262	21.190	22.958	21.198							
2	9:13:41.156	1:05.299	+0.215	21.066	23.106	21.127							
3	9:14:46.240	1:05.084		21.005	23.078	21.001							
4	9:15:52.179	1:05.939	+0.855	21.538	23.324	21.077							
(256) Marc Gonzalez													
1	9:12:25.377	1:05.863	+0.755	21.401	23.218	21.244							
2	9:13:30.948	1:05.571	+0.463	21.386	23.137	21.048							
3	9:14:36.472	1:05.524	+0.416	21.121	23.283	21.120							
4	9:15:41.580	1:05.108		21.007	22.949	21.152							
(326) Michael Buchholz													
1	9:12:26.086	1:06.656	+1.473	21.990	23.314	21.352							
2	9:13:31.508	1:05.422	+0.239	21.029	23.172	21.221							
3	9:14:37.546	1:06.038	+0.855	21.055	23.639	21.344							
4	9:15:42.729	1:05.183		20.947	22.982	21.254							
(324) Antoni Ptak													
(335) Kezia Santoso													
1	9:12:28.548	1:06.035	+0.836	21.127	23.607	21.301							
2	9:13:34.312	1:05.764	+0.565	21.079	23.518	21.167							
3	9:14:39.929	1:05.617	+0.418	21.155	23.083	21.379							
4	9:15:45.128	1:05.199		20.999	23.073	21.127							
(220) Abdullah Al Rawahi													
1	9:12:35.636	1:05.776	+0.518	21.307	23.261	21.208							
2	9:13:40.904	1:05.268	+0.010	21.145	23.052	21.071							
3	9:14:46.162	1:05.258		20.985	23.141	21.132							
4	9:15:51.894	1:05.732	+0.474	21.426	23.109	21.197							
(328) Taylor Greenfield													
1	9:12:37.265	1:06.414	+1.138	21.257	23.903	21.254							
2	9:13:42.992	1:05.727	+0.451	21.355	23.270	21.102							
3	9:14:48.268	1:05.276		21.132	22.938	21.206							
4	9:15:53.885	1:05.617	+0.341	21.141	23.035	21.441							
(208) Glenn Van Parijs													
1	9:12:39.873	1:05.658	+0.364	21.279	23.265	21.114							
2	9:13:45.167	1:05.294		21.030	23.040	21.224							
3	9:14:51.242	1:06.075	+0.781	21.456	23.364	21.255							
4	9:15:57.279	1:06.037	+0.743	21.319	22.876	21.842							
(258) Vincent Fraisse													
1	9:12:24.155	1:06.398	+0.946	21.594	23.358	21.446							
2	9:13:30.094	1:05.939	+0.487	21.470	23.302	21.167							
3	9:14:35.546	1:05.452		21.144	23.194	21.114							
4	9:15:41.120	1:05.574	+0.122	20.986	23.084	21.504							
(277) Max Renberg													
1	9:12:24.304	1:05.681	+0.218	21.097	23.347	21.237							
2	9:13:29.906	1:05.602	+0.139	21.082	23.259	21.261							
3	9:14:35.369	1:05.463		21.091	23.132	21.240							
4	9:15:41.352	1:05.983	+0.520	21.464	23.154	21.365							
(218) Petr Bezel													
1	9:12:24.619	1:06.360	+0.894	21.701	23.448	21.211							
2	9:13:30.434	1:05.815	+0.349	21.367	23.245	21.203							
3	9:14:36.476	1:06.042	+0.576	21.592	23.222	21.228							
4	9:15:41.942	1:05.466		21.158	23.093	21.215							
(332) Jakub Kadlcak													
1	9:12:39.815	1:05.476		21.074	23.232	21.170							
2	9:13:45.301	1:05.486	+0.010	21.297	23.118	21.071							
3	9:14:51.388	1:06.087	+0.611	21.251	23.527	21.309							
(295) Joel Deputch													
1	9:12:46.490	1:06.541	+0.931	21.484	23.760	21.297							
2	9:13:52.498	1:06.008	+0.398	21.280	23.501	21.227							
3	9:14:58.327	1:05.829	+0.219	21.163	23.410	21.256							
4	9:16:03.937	1:05.610		21.122	23.283	21.205							
(296) Jose Sierra													
1	9:12:34.726	1:07.153	+1.405	21.952	23.482	21.719							
2	9:13:41.105	1:06.379	+0.631	21.666	23.351	21.362							
3	9:14:47.064	1:05.959	+0.211	21.331	23.235	21.393							
4	9:15:52.812	1:05.748		21.273	23.132	21.343							
(219) Marie Bakken													
1	9:12:34.753	1:06.155	+0.342	21.490	23.427	21.238							

Timekeeping M. Wagner:



Clerk of the course Thomas Lainer:

Steward Horst Seidel:

Chief Scrutineer Paul Klaassen:



Rotax Euro Challenge 2014 Zuera/Spain

Rotax Seniors

Zuera 1,699 Km

Warm up qualified 29-62

20.07.2014 09:10

Practice (5:00 Time) started at 9:10:00

Lap	Time of Day	Lap Tm	Diff	S1 Tm	S2 Tm	S3 Tm	Lap	Time of Day	Lap Tm	Diff	S1 Tm	S2 Tm	S3 Tm
2	9:13:40.570	1:05.817	+0.004	21.344	23.232	21.241							
3	9:14:46.667	1:06.097	+0.284	21.224	23.716	21.157							
4	9:15:52.480	1:05.813		21.252	23.407	21.154							
(246) Maksim Shtotland													
1	9:12:33.969	1:06.098	+0.201	21.244	23.444	21.410							
2	9:13:40.133	1:06.164	+0.267	21.268	23.388	21.508							
3	9:14:46.030	1:05.897		21.234	23.271	21.392							
4	9:15:52.478	1:06.448	+0.551	21.666	23.529	21.253							
(309) Maxence Laurent													
1	9:12:26.688	1:06.335	+0.435	21.479	23.430	21.426							
2	9:13:33.030	1:06.342	+0.442	21.509	23.415	21.418							
3	9:14:39.049	1:06.019	+0.119	21.542	23.244	21.233							
4	9:15:44.949	1:05.900		21.426	23.108	21.366							
(334) Faisal Al Zubair													
1	9:12:36.982	1:06.702	+0.361	21.738	23.545	21.419							
2	9:13:43.812	1:06.830	+0.489	21.905	23.640	21.285							
3	9:14:50.155	1:06.343	+0.002	21.320	23.657	21.366							
4	9:15:56.496	1:06.341		21.488	23.506	21.347							



Rotax Euro Challenge 2014 Zuera/Spain

Rotax Seniors

Zuera 1,699 Km

Warm up qualified 1-28

20.07.2014 09:30

Practice (5:00 Time) started at 9:30:00

Pos	No.	Name	Nat.	Chassis	Race Team	Laps	Best Tm	Diff	Gap	In Lap	km/h
1	224	Josh Price	GBR	Tonykart	Strawberry Racing	4	1:04.003			2	95,564
2	223	Tom Grice	GBR	Tonykart	Coles Racing	4	1:04.064	0.061	0.061	4	95,473
3	250	Joseph Reilly	GBR	Tonykart	Strawberry Racing	4	1:04.176	0.173	0.112	2	95,307
4	303	Guan Yu Zhou	GBR	Tonykart	Strawberry Racing	4	1:04.221	0.218	0.045	2	95,240
5	215	Harry Webb	GBR	Tonykart	Strawberry Racing	4	1:04.233	0.230	0.012	3	95,222
6	302	Zack Clamandemelo	CAN	Intrepid	Intrepid Driver Program	4	1:04.273	0.270	0.040	2	95,163
7	227	Josh White	GBR	Tonykart	Coles Racing	4	1:04.280	0.277	0.007	2	95,152
8	331	Oliver Hodgson	GBR	Tonykart	KR Sport	4	1:04.323	0.320	0.043	4	95,089
9	212	Pierce Lehane	GBR	Alonso	Dan Holland Racing	4	1:04.350	0.347	0.027	3	95,049
10	210	Luke Varley	GBR	Birel	KMS Birel Motorsport	4	1:04.395	0.392	0.045	3	94,983
11	286	Victor Oberg	SWE	Gillard	PDB Racing Team	4	1:04.458	0.455	0.063	4	94,890
12	226	Jessica Backman	SWE	Tonykart	Strawberry Racing	4	1:04.463	0.460	0.005	3	94,882
13	204	Martin Mortensen	DNK	Tonykart	RS Competition	4	1:04.480	0.477	0.017	2	94,857
14	222	Lars Lamborelle	NLD	Tonykart	Strawberry Racing	4	1:04.522	0.519	0.042	3	94,796
15	214	Bas De Laet	NLD	Gillard	PDB Racing Team	3	1:04.529	0.526	0.007	2	94,785
16	319	Xavier Pozzoli	FRA	Kosmic	Sonic Racing Kart	4	1:04.555	0.552	0.026	4	94,747
17	205	Edward Brand	GBR	Intrepid	Intrepid Driver Program	4	1:04.595	0.592	0.040	3	94,688
18	308	Dionisios Marcu	ROU	CRG	CRG S.P.A.	4	1:04.633	0.630	0.038	2	94,633
19	292	Benjamin Bailly	DNK	Tonykart	RS Competition	4	1:04.651	0.648	0.018	2	94,606
20	327	Jack Aitken	GBR	OTK	KR Sport	4	1:04.809	0.806	0.158	2	94,376
21	225	Constantin Schoell	AUT	FA Kart	Dan Holland Racing	4	1:04.828	0.825	0.019	3	94,348
22	289	Brett Ward	GBR	Alonso	Dan Holland Racing	4	1:04.833	0.830	0.005	4	94,341
23	248	Philip Vollstedt	DNK	Tonykart	RS Competition	4	1:04.845	0.842	0.012	3	94,323
24	307	Lukasz Bartoszek	POL	CRG	CRG S.P.A.	4	1:04.931	0.928	0.086	2	94,198
25	228	Nicolas Picot	FRA	Sodikart	Kart Pro Racing	4	1:04.999	0.996	0.068	2	94,100
26	230	Alessandro Trombelli	ITA	Kosmic	Sinergy Motorsport	4	1:05.104	1.101	0.105	4	93,948
27	260	Sam Smelt	GBR	Kosmic	Aim Motorsport	1	4:09.787	3:05.784	:04.683	1	24,486

Announcements

No 212 without transponder / timed by photocell

Timekeeping M. Wagner:

Clerk of the course Thomas Lainer:

Steward Horst Seidel:

Chief Scrutineer Paul Klaassen:

www.mylaps.com

Printed: 20.07.2014 09:36:35

posted at: h

Licensed to: Motorsport Events



Rotax Euro Challenge 2014 Zuera/Spain

Rotax Seniors

Zuera 1,699 Km

Warm up qualified 1-28

20.07.2014 09:30

Practice (5:00 Time) started at 9:30:00

Lap	Time of Day	Lap Tm	Diff	S1 Tm	S2 Tm	S3 Tm
(224) Josh Price						
1	9:32:31.177	1:04.355	+0.352	20.651	22.850	20.854
2	9:33:35.180	1:04.003		20.545	22.661	20.797
3	9:34:39.549	1:04.369	+0.366	20.615	22.937	20.817
4	9:35:44.072	1:04.523	+0.520	20.511	23.080	20.932

Lap	Time of Day	Lap Tm	Diff	S1 Tm	S2 Tm	S3 Tm
(226) Jessica Backman						
1	9:32:28.556	1:05.452	+0.989	20.955	23.000	21.497
2	9:33:33.111	1:04.555	+0.092	20.696	22.925	20.934
3	9:34:37.574	1:04.463		20.594	22.872	20.997
4	9:35:42.059	1:04.485	+0.022	20.593	22.887	21.005

Lap	Time of Day	Lap Tm	Diff	S1 Tm	S2 Tm	S3 Tm
(223) Tom Grice						
1	9:32:23.168	1:04.579	+0.515	20.769	22.961	20.849
2	9:33:27.312	1:04.144	+0.080	20.545	22.806	20.793
3	9:34:31.533	1:04.221	+0.157	20.507	22.936	20.778
4	9:35:35.597	1:04.064		20.570	22.744	20.750

Lap	Time of Day	Lap Tm	Diff	S1 Tm	S2 Tm	S3 Tm
(204) Martin Mortensen						
1	9:32:28.999	1:05.151	+0.671	21.029	23.007	21.115
2	9:33:33.479	1:04.480		20.741	22.846	20.893
3	9:34:37.969	1:04.490	+0.010	20.646	22.910	20.934
4	9:35:42.689	1:04.720	+0.240	20.760	22.810	21.150

Lap	Time of Day	Lap Tm	Diff	S1 Tm	S2 Tm	S3 Tm
(250) Joseph Reilly						
1	9:32:22.272	1:04.717	+0.541	20.639	23.081	20.997
2	9:33:26.448	1:04.176		20.599	22.772	20.805
3	9:34:30.749	1:04.301	+0.125	20.595	22.892	20.814
4	9:35:35.288	1:04.539	+0.363	20.599	22.886	21.054

Lap	Time of Day	Lap Tm	Diff	S1 Tm	S2 Tm	S3 Tm
(222) Lars Lamborelle						
1	9:32:28.249	1:05.031	+0.509	21.029	22.968	21.034
2	9:33:33.173	1:04.924	+0.402	21.243	22.780	20.901
3	9:34:37.695	1:04.522		20.716	22.879	20.927
4	9:35:42.289	1:04.594	+0.072	20.774	22.805	21.015

Lap	Time of Day	Lap Tm	Diff	S1 Tm	S2 Tm	S3 Tm
(303) Guan Yu Zhou						
1	9:32:21.197	1:04.454	+0.233	20.729	22.875	20.850
2	9:33:25.418	1:04.221		20.545	22.835	20.841
3	9:34:29.739	1:04.321	+0.100	20.570	22.858	20.893
4	9:35:34.188	1:04.449	+0.228	20.713	22.716	21.020

Lap	Time of Day	Lap Tm	Diff	S1 Tm	S2 Tm	S3 Tm
(214) Bas De Laat						
1	9:32:29.197	1:04.998	+0.469	21.012	22.906	21.080
2	9:33:33.726	1:04.529		20.709	22.881	20.939
3	9:34:38.354	1:04.628	+0.099	20.692	22.855	21.081

Lap	Time of Day	Lap Tm	Diff	S1 Tm	S2 Tm	S3 Tm
(215) Harry Webb						
1	9:32:15.999	1:04.660	+0.427	20.851	22.923	20.886
2	9:33:20.249	1:04.250	+0.017	20.609	22.783	20.858
3	9:34:24.482	1:04.233		20.665	22.746	20.822
4	9:35:28.772	1:04.290	+0.057	20.633	22.722	20.935

Lap	Time of Day	Lap Tm	Diff	S1 Tm	S2 Tm	S3 Tm
(319) Xavier Pozzoli						
1	9:32:21.111	1:05.053	+0.498	21.071	23.011	20.971
2	9:33:25.980	1:04.869	+0.314	20.909	22.977	20.983
3	9:34:31.024	1:05.044	+0.489	20.853	23.253	20.938
4	9:35:35.579	1:04.555		20.769	22.839	20.947

Lap	Time of Day	Lap Tm	Diff	S1 Tm	S2 Tm	S3 Tm
(302) Zack Clamandemelo						
1	9:32:20.829	1:04.839	+0.566	21.001	22.947	20.891
2	9:33:25.102	1:04.273		20.598	22.740	20.935
3	9:34:29.866	1:04.764	+0.491	20.584	23.254	20.926
4	9:35:34.448	1:04.582	+0.309	20.678	22.839	21.065

Lap	Time of Day	Lap Tm	Diff	S1 Tm	S2 Tm	S3 Tm
(205) Edward Brand						
1	9:32:17.978	1:05.144	+0.549	21.040	23.070	21.034
2	9:33:22.741	1:04.763	+0.168	20.880	22.895	20.988
3	9:34:27.336	1:04.595		20.786	22.809	21.000
4	9:35:32.127	1:04.791	+0.196	20.874	22.862	21.055

Lap	Time of Day	Lap Tm	Diff	S1 Tm	S2 Tm	S3 Tm
(227) Josh White						
1	9:32:28.448	1:05.000	+0.720	21.048	22.933	21.019
2	9:33:32.728	1:04.280		20.627	22.731	20.922
3	9:34:37.149	1:04.421	+0.141	20.739	22.692	20.990
4	9:35:41.752	1:04.603	+0.323	20.783	22.735	21.085

Lap	Time of Day	Lap Tm	Diff	S1 Tm	S2 Tm	S3 Tm
(308) Dionisio Marcu						
1	9:32:27.447	1:05.050	+0.417	21.297	22.835	20.918
2	9:33:32.080	1:04.633		20.967	22.686	20.980
3	9:34:39.075	1:06.995	+2.362	21.805	23.317	21.873
4	9:35:43.762	1:04.687	+0.054	20.728	23.023	20.936

Lap	Time of Day	Lap Tm	Diff	S1 Tm	S2 Tm	S3 Tm
(331) Oliver Hodgson						
1	9:32:23.349	1:04.710	+0.387	20.977	22.861	20.872
2	9:33:27.674	1:04.325	+0.002	20.639	22.889	20.797
3	9:34:32.022	1:04.348	+0.025	20.738	22.658	20.952
4	9:35:36.345	1:04.323		20.779	22.667	20.877

Lap	Time of Day	Lap Tm	Diff	S1 Tm	S2 Tm	S3 Tm
(292) Benjamin Bailly						
1	9:32:30.140	1:05.998	+1.347	21.463	23.111	21.424
2	9:33:34.791	1:04.651		20.754	22.868	21.029
3	9:34:39.501	1:04.710	+0.059	20.733	22.914	21.063
4	9:35:44.468	1:04.967	+0.316	20.757	23.114	21.096

Lap	Time of Day	Lap Tm	Diff	S1 Tm	S2 Tm	S3 Tm
(212) Pierce Lehane						
1	9:32:42.541	1:05.051	+0.701	21.971		
2	9:33:47.227	1:04.686	+0.336			
3	9:34:51.577	1:04.350				
4	9:35:56.119	1:04.542	+0.192			

Lap	Time of Day	Lap Tm	Diff	S1 Tm	S2 Tm	S3 Tm
(327) Jack Aitken						
1	9:32:24.363	1:05.275	+0.466	21.148	22.997	21.130
2	9:33:29.172	1:04.809		20.837	22.811	21.161
3	9:34:34.107	1:04.935	+0.126	20.892	22.752	21.291
4	9:35:43.795	1:09.688	+4.879	20.975	23.737	24.976

Lap	Time of Day	Lap Tm	Diff	S1 Tm	S2 Tm	S3 Tm
(210) Luke Varley						
1	9:32:23.810	1:04.657	+0.262	20.928	22.825	20.904
2	9:33:28.270	1:04.460	+0.065	20.764	22.771	20.925
3	9:34:32.665	1:04.395		20.753	22.761	20.881
4	9:35:37.314	1:04.649	+0.254	20.904	22.690	21.055

Lap	Time of Day	Lap Tm	Diff	S1 Tm	S2 Tm	S3 Tm
(225) Constantin Schoell						
1	9:32:28.807	1:08.008	+3.180	23.915	23.091	21.002
2	9:33:33.978	1:05.171	+0.343	21.065	23.174	20.932
3	9:34:38.806	1:04.828		20.788	22.987	21.053
4	9:35:44.488	1:05.682	+0.854	20.863	23.616	21.203

Lap	Time of Day	Lap Tm	Diff	S1 Tm	S2 Tm	S3 Tm
(286) Victor Oberg						
1	9:32:22.040	1:04.885	+0.427	20.817	22.980	21.088
2	9:33:26.933	1:04.893	+0.435	20.946	22.918	21.029
3	9:34:32.347	1:05.414	+0.956	20.712	23.319	21.383
4	9:35:36.805	1:04.458		20.684	22.766	21.008

Lap	Time of Day	Lap Tm	Diff	S1 Tm	S2 Tm	S3 Tm
(289) Brett Ward						
1	9:32:27.378	1:05.281	+0.448	21.196	22.912	21.173
2	9:33:32.469	1:05.091	+0.258	21.167	22.849	21.075
3	9:34:37.914	1:05.445	+0.612	21.079	23.390	20.976
4	9:35:42.747	1:04.833		20.925	22.828	21.080



Rotax Euro Challenge 2014 Zuera/Spain

Rotax Seniors

Zuera 1,699 Km

Warm up qualified 1-28

20.07.2014 09:30

Practice (5:00 Time) started at 9:30:00

Lap	Time of Day	Lap Tm	Diff	S1 Tm	S2 Tm	S3 Tm	Lap	Time of Day	Lap Tm	Diff	S1 Tm	S2 Tm	S3 Tm
(248) Philip Vollstedt													
1	9:32:22.669	1:05.201	+0.356	21.146	23.044	21.011							
2	9:33:27.684	1:05.015	+0.170	20.707	23.312	20.996							
3	9:34:32.529	1:04.845		21.069	22.837	20.939							
4	9:35:37.694	1:05.165	+0.320	21.177	22.931	21.057							
(307) Lukasz Bartoszuk													
1	9:32:20.030	1:05.370	+0.439	20.997	23.196	21.177							
2	9:33:24.961	1:04.931		20.806	23.020	21.105							
3	9:34:30.212	1:05.251	+0.320	20.958	23.238	21.055							
4	9:35:35.274	1:05.062	+0.131	20.835	23.042	21.185							
(228) Nicolas Picot													
1	9:32:19.367	1:05.585	+0.586	21.322	23.140	21.123							
2	9:33:24.366	1:04.999		21.034	22.921	21.044							
3	9:34:29.488	1:05.122	+0.123	21.028	23.009	21.085							
4	9:35:34.938	1:05.450	+0.451	21.382	22.923	21.145							
(230) Alessandro Trombelli													
1	9:32:29.640	1:07.562	+2.458	21.688	23.885	21.989							
2	9:33:34.783	1:05.143	+0.039	20.960	22.912	21.271							
3	9:34:40.193	1:05.410	+0.306	20.910	23.231	21.269							
4	9:35:45.297	1:05.104		20.852	22.938	21.314							
(260) Sam Smelt													
1	9:35:32.584	4:09.787		22.379	27.177	26.239							



Rotax Euro Challenge 2014 Zuera/Spain

Rotax Seniors

Zuera 1,699 Km

Second Chance Heat

-NEW 2-

20.07.2014 10:30

Race (8 Laps) started at 10:47:26

Pos	No.	Name	Nat.	Chassis	Race Team	Laps	Total Tm	Diff	Best Tm	In Lap	km/h	Points
1	208	Glenn Van Parijs	BEL	Tonykart	Bouvin Power	8	8:39.638		1:04.480	8	94,857	0
2	306	Max Aitken	GBR	OTK	KR Sport	8	8:40.188	0.550	1:04.571	4	94,724	0
3	220	Abdullah Al Rawahi	OMN	DR	Msport	8	8:40.338	0.700	1:04.582	8	94,708	0
4	277	Max Renberg	SWE	Tonykart	RS Competition	8	8:40.423	0.785	1:04.598	8	94,684	0
5	283	Jonathan Aberdein	ZAF	Tonykart	KR Sport	8	8:41.387	1.749	1:04.220	7	95,241	0
6	218	Petr Bezel	CZE	MS Kart	MS Kart Racing Team	8	8:44.520	4.882	1:04.577	4	94,715	0
7	241	Edward Tansley	GBR	Tonykart	Coles Racing	8	8:46.408	6.770	1:04.524	5	94,793	0
8	333	Sam Schippers	NLD	FA Kart	Team TKP	8	8:46.620	6.982	1:04.437	4	94,921	0
9	295	Joel Deputch	FRA	FA Kart	Race Evo	8	8:46.792	7.154	1:04.537	6	94,774	0
10	328	Taylor Greenfield	PER	Gillard	PDB Racing Team	8	8:50.122	10.484	1:04.744	5	94,471	0
11	266	Christian Loft	DNK	Tonykart	RS Competition	8	8:50.419	10.781	1:04.471	7	94,871	0
12	326	Michael Buchholz	ZAF	Intrepid	Intrepid Driver Program	8	8:50.620	10.982	1:04.932	3	94,197	0
13	256	Marc Gonzalez	ESP	Kosmic	Binakart	8	8:50.928	11.290	1:04.592	7	94,693	0
14	258	Vincent Fraise	FRA	Sodikart	Sodikart	8	8:51.127	11.489	1:04.784	5	94,412	0
15	267	Gavin Jonk	NLD	Gillard	PDB Racing Team	8	8:52.766	13.128	1:04.718	4	94,508	0
16	219	Marie Bakken	NOR	Gillard	PDB Racing Team	8	8:52.987	13.349	1:04.937	7	94,190	0
17	246	Maksim Shtotland	RUS	FA Kart	Mayak Racing	8	8:54.987	15.349	1:05.141	7	93,895	0
18	309	Maxence Laurent	FRA	Flandria Kart	Flandria Competition Kart	8	8:55.649	16.011	1:05.281	8	93,693	0
19	330	Tomoki Takahasi	JPN	Intrepid	Intrepid Driver Program	8	8:55.707	16.069	1:05.440	8	93,466	0
20	332	Jakub Kadlcak	CZE	Sodikart	Sodi Race Tech s.r.o.	8	8:56.356	16.718	1:04.554	5	94,749	0
21	334	Faisal Al Zubair	OMN	DR	Msport	8	8:56.461	16.823	1:05.452	3	93,449	0
22	234	Julien Falchero	FRA	Kosmic	Sonic Racing Kart		0.941	8 Laps		0	-	0
23	324	Antoni Ptak	POL	Birel	KMS Birel Motorsport					0	-	0
24	329	Marta Ariza	ESP	Formula K	Team Ivan Racing					0	-	0

Not classified

DQ	335	Kezia Santoso	IDN	Gillard	PDB Racing Team	8	8:51.289	DQ	1:04.759	6	94,449	0
DQ	296	Jose Sierra	MEX	Tonykart	Kids to Win	8	8:55.213	DQ	1:05.363	7	93,576	0

Announcements

These results are provisional until the conclusion of any judicial and technical matters!

No. 332 time penalty 10 sec. / unfair driving

No. 296 excluded from second chance heat / technical non conformity

No. 335 excluded from second chance heat / ignoring black flag

Margin of Victory	Ø km/h	Best Lap Tm	km/h	Best Lap by
0.550	94,164	1:04.220	95,241	283 - Jonathan Aberdein

Official Timing www.rgmmc.com

Orbits

Timekeeping M. Wagner:

Clerk of the course Thomas Lainer:

www.mylaps.com

Steward Horst Seidel:

Chief Scrutineer Paul Klaassen:

Licensed to: Motorsport Events

Printed: 20.07.2014 12:32:06

posted at:

h



Rotax Euro Challenge 2014 Zuera/Spain

Rotax Seniors

Zuera 1,699 Km

Second Chance Heat

20.07.2014 10:30

Race (8 Laps) started at 10:47:26

Lap	Time of Day	Lap Tm	Diff	S1 Tm	S2 Tm	S3 Tm	Lap	Time of Day	Lap Tm	Diff	S1 Tm	S2 Tm	S3 Tm							
(208) Glenn Van Parijs																				
1	10:48:33.676	1:06.716	+2.236	22.455	23.003	21.258	5	10:52:54.936	1:04.524		20.675	22.934	20.915							
2	10:49:38.735	1:05.059	+0.579	20.941	23.070	21.048	6	10:54:00.558	1:05.622	+1.098	20.954	23.520	21.148							
3	10:50:43.446	1:04.711	+0.231	20.899	22.830	20.982	7	10:55:07.819	1:07.261	+2.737	21.596	24.602	21.063							
4	10:51:48.003	1:04.557	+0.077	20.730	22.878	20.949	8	10:56:13.099	1:05.280	+0.756	20.747	23.091	21.442							
5	10:52:52.585	1:04.582	+0.102	20.790	22.890	20.902	(333) Sam Schippers													
6	10:53:57.350	1:04.765	+0.285	20.841	22.882	21.042	1	10:48:39.652	1:11.603	+7.166	23.586	26.797	21.220							
7	10:55:01.849	1:04.499	+0.019	20.721	22.746	21.032	2	10:49:45.584	1:05.932	+1.495	20.858	23.857	21.217							
8	10:56:06.329	1:04.480		20.798	22.659	21.023	3	10:50:50.112	1:04.528	+0.091	20.806	22.700	21.022							
(306) Max Aitken																				
1	10:48:33.286	1:06.595	+2.024	22.209	23.204	21.182	4	10:51:54.549	1:04.437		20.579	22.699	21.159							
2	10:49:38.245	1:04.959	+0.388	20.992	22.936	21.031	5	10:52:59.212	1:04.663	+0.226	20.779	22.815	21.069							
3	10:50:43.030	1:04.785	+0.214	20.964	22.807	21.014	6	10:54:03.924	1:04.712	+0.275	20.872	22.714	21.126							
4	10:51:47.601	1:04.571		20.822	22.801	20.948	7	10:55:08.709	1:04.785	+0.348	20.769	23.006	21.010							
5	10:52:52.476	1:04.875	+0.304	21.027	22.915	20.933	8	10:56:13.311	1:04.602	+0.165	20.768	22.711	21.123							
6	10:53:57.502	1:05.026	+0.455	20.937	23.145	20.944	(295) Joel Deputch													
7	10:55:02.212	1:04.710	+0.139	20.843	22.883	20.984	1	10:48:34.989	1:07.615	+3.078	23.132	23.518	20.965							
8	10:56:06.879	1:04.667	+0.096	20.815	22.846	21.006	2	10:49:40.668	1:05.679	+1.142	21.496	23.260	20.923							
(277) Max Renberg																				
1	10:48:33.532	1:06.465	+1.867	22.077	23.169	21.219	3	10:50:46.097	1:05.429	+0.892	21.116	23.478	20.835							
2	10:49:38.469	1:04.937	+0.339	20.979	23.000	20.958	4	10:51:51.677	1:05.580	+1.043	21.033	23.656	20.891							
3	10:50:43.298	1:04.829	+0.231	20.969	22.880	20.980	5	10:52:56.481	1:04.804	+0.267	20.941	22.960	20.903							
4	10:51:48.311	1:05.013	+0.415	21.051	22.870	21.092	6	10:54:01.018	1:04.537		20.744	22.956	20.837							
5	10:52:53.126	1:04.815	+0.217	20.800	23.039	20.976	7	10:55:07.549	1:06.531	+1.994	21.475	23.894	21.162							
6	10:53:57.868	1:04.742	+0.144	20.956	22.806	20.980	8	10:56:13.483	1:05.934	+1.397	20.964	23.290	21.680							
7	10:55:02.516	1:04.648	+0.050	20.933	22.782	20.933	(328) Taylor Greenfield													
8	10:56:07.114	1:04.598		20.774	22.851	20.973	1	10:48:39.321	1:11.427	+6.683	24.020	26.192	21.215							
(283) Jonathan Aberdein																				
1	10:48:34.610	1:07.199	+2.979	22.634	23.336	21.229	2	10:49:44.293	1:04.972	+0.228	21.022	23.001	20.949							
2	10:49:39.927	1:05.317	+1.097	21.378	22.983	20.956	3	10:50:49.156	1:04.863	+0.119	20.990	22.826	21.047							
3	10:50:45.633	1:05.706	+1.486	21.765	23.109	20.832	4	10:51:55.472	1:06.316	+1.572	20.803	23.883	21.630							
4	10:51:50.250	1:04.617	+0.397	21.028	22.759	20.830	5	10:53:00.216	1:04.744		20.913	22.763	21.068							
5	10:52:54.516	1:04.266	+0.046	20.723	22.797	20.746	6	10:54:05.052	1:04.836	+0.092	21.033	22.716	21.087							
6	10:53:59.627	1:05.111	+0.891	21.288	22.859	20.964	7	10:55:10.401	1:05.349	+0.605	21.000	23.255	21.094							
7	10:55:03.847	1:04.220		20.656	22.731	20.833	8	10:56:16.813	1:06.412	+1.668	21.031	23.298	22.083							
8	10:56:08.078	1:04.231	+0.011	20.615	22.658	20.958	(220) Abdullah Al Rawahi													
(218) Petr Bezel																				
1	10:48:34.586	1:07.054	+2.477	22.438	23.315	21.301	1	10:48:33.473	1:06.523	+1.941	22.018	23.249	21.256							
2	10:49:39.871	1:05.285	+0.708	21.275	22.973	21.037	2	10:49:38.349	1:04.876	+0.294	20.871	22.974	21.031							
3	10:50:44.886	1:05.015	+0.438	21.132	22.824	21.059	3	10:50:43.244	1:04.895	+0.313	20.944	22.938	21.013							
4	10:51:49.463	1:04.577		20.849	22.697	21.031	4	10:51:48.225	1:04.981	+0.399	20.790	23.107	21.084							
5	10:52:54.270	1:04.807	+0.230	20.898	22.847	21.062	5	10:52:53.070	1:04.845	+0.263	20.778	23.052	21.015							
6	10:54:00.390	1:06.120	+1.543	21.566	23.407	21.147	6	10:53:57.771	1:04.701	+0.119	20.847	22.887	20.967							
7	10:55:06.247	1:05.857	+1.280	21.693	23.083	21.081	7	10:55:02.447	1:04.676	+0.094	20.952	22.755	20.969							
8	10:56:11.211	1:04.964	+0.387	21.061	22.778	21.125	8	10:56:07.029	1:04.582		20.766	22.858	20.958							
(332) Jakub Kadlcak																				
1	10:48:36.789	1:09.014	+4.460	23.222	24.561	21.231	(266) Christian Loft													
2	10:49:41.677	1:04.888	+0.334	20.997	22.870	21.021	1	10:48:41.405	1:13.375	+8.904	24.222	27.593	21.560							
3	10:50:46.427	1:04.750	+0.196	20.866	22.824	21.060	2	10:49:46.978	1:05.573	+1.102	21.197	23.358	21.018							
4	10:51:51.608	1:05.181	+0.627	20.734	23.437	21.010	3	10:50:52.125	1:05.147	+0.676	21.055	22.964	21.128							
5	10:52:56.162	1:04.554		20.747	22.772	21.035	4	10:51:57.462	1:05.337	+0.866	20.943	23.483	20.911							
6	10:54:00.838	1:04.676	+0.122	20.809	22.744	21.123	5	10:53:02.226	1:04.764	+0.293	20.944	22.789	21.031							
7	10:55:07.093	1:06.255	+1.701	21.412	23.815	21.028	6	10:54:06.913	1:04.687	+0.216	20.888	22.782	21.017							
8	10:56:13.047	1:05.954	+1.400	20.848	22.844	22.262	7	10:55:11.384	1:04.471		20.725	22.768	20.978							
(241) Edward Tansley																				
1	10:48:35.212	1:07.535	+3.011	22.907	23.597	21.031	8	10:56:17.110	1:05.726	+1.255	20.685	23.376	21.665							
2	10:49:40.409	1:05.197	+0.673	21.262	23.068	20.867	(326) Michael Buchholz													
3	10:50:45.467	1:05.058	+0.534	21.185	23.084	20.789	1	10:48:39.147	1:11.093	+6.161	24.002	25.846	21.245							
4	10:51:50.412	1:04.945	+0.421	21.323	22.791	20.831	2	10:49:44.172	1:05.025	+0.093	20.936	22.889	21.200							
(256) Marc Gonzalez																				

Timekeeping M. Wagner:

Clerk of the course Thomas Lainer:

Steward Horst Seidel:

Chief Scrutineer Paul Klaassen:

www.mylaps.com

Printed: 20.07.2014 10:59:12

posted at: h

Licensed to: Motorsport Events



Rotax Euro Challenge 2014 Zuera/Spain

Rotax Seniors

Zuera 1,699 Km

Second Chance Heat

20.07.2014 10:30

Race (8 Laps) started at 10:47:26

Lap	Time of Day	Lap Tm	Diff	S1 Tm	S2 Tm	S3 Tm	Lap	Time of Day	Lap Tm	Diff	S1 Tm	S2 Tm	S3 Tm
1	10:48:40.690	1:12.931	+8.339	23.434	28.074	21.423	7	10:55:15.643	1:05.363		21.181	23.003	21.179
2	10:49:46.225	1:05.535	+0.943	21.360	23.113	21.062	8	10:56:21.904	1:06.261	+0.898	21.932	23.098	21.231
3	10:50:51.249	1:05.024	+0.432	21.009	23.002	21.013	(309) Maxence Laurent						
4	10:51:57.065	1:05.816	+1.224	21.406	23.247	21.163	1	10:48:39.995	1:12.026	+6.745	24.114	26.431	21.481
5	10:53:01.725	1:04.660	+0.068	20.995	22.652	21.013	2	10:49:45.957	1:05.962	+0.681	21.302	23.505	21.155
6	10:54:06.474	1:04.749	+0.157	21.017	22.662	21.070	3	10:50:51.448	1:05.491	+0.210	21.184	23.327	20.980
7	10:55:11.066	1:04.592		20.892	22.791	20.909	4	10:51:58.159	1:06.711	+1.430	21.674	23.638	21.399
8	10:56:17.619	1:06.553	+1.961	20.843	23.616	22.094	5	10:53:05.416	1:07.257	+1.976	21.900	24.228	21.129
(258) Vincent Fraisse							6	10:54:10.994	1:05.578	+0.297	21.328	22.938	21.312
1	10:48:40.000	1:12.399	+7.615	23.776	27.407	21.216	7	10:55:17.059	1:06.065	+0.784	21.523	23.095	21.447
2	10:49:45.527	1:05.527	+0.743	20.892	23.590	21.045	8	10:56:22.340	1:05.281		20.985	22.986	21.310
3	10:50:50.406	1:04.879	+0.095	21.069	22.858	20.952	(330) Tomoki Takahashi						
4	10:51:55.233	1:04.827	+0.043	20.710	22.950	21.167	1	10:48:38.964	1:11.470	+6.030	23.812	26.325	21.333
5	10:53:00.017	1:04.784		20.851	22.976	20.957	2	10:49:46.885	1:07.921	+2.481	21.461	25.300	21.160
6	10:54:04.984	1:04.967	+0.183	21.001	22.843	21.123	3	10:50:52.501	1:05.616	+0.176	21.520	23.173	20.923
7	10:55:10.441	1:05.457	+0.673	21.248	23.155	21.054	4	10:51:59.485	1:06.984	+1.544	21.850	23.927	21.207
8	10:56:17.818	1:07.377	+2.593	20.914	23.249	23.214	5	10:53:05.085	1:05.600	+0.160	20.876	23.705	21.019
(335) Kezia Santoso							6	10:54:11.197	1:06.112	+0.672	21.370	22.969	21.773
1	10:48:40.637	1:12.765	+8.006	24.309	26.775	21.681	7	10:55:16.958	1:05.761	+0.321	21.411	23.130	21.220
2	10:49:46.608	1:05.971	+1.212	21.116	23.861	20.994	8	10:56:22.398	1:05.440		20.892	22.971	21.577
3	10:50:51.672	1:05.064	+0.305	20.911	23.216	20.937	(334) Faisal Al Zubair						
4	10:51:57.156	1:05.484	+0.725	20.985	23.121	21.378	1	10:48:41.516	1:12.902	+7.450	23.847	26.232	22.823
5	10:53:02.525	1:05.369	+0.610	21.392	22.977	21.000	2	10:49:47.942	1:06.426	+0.974	21.632	23.339	21.455
6	10:54:07.284	1:04.759		20.937	22.745	21.077	3	10:50:53.394	1:05.452		21.083	23.242	21.127
7	10:55:12.204	1:04.920	+0.161	20.991	22.952	20.977	4	10:51:59.990	1:06.596	+1.144	21.045	24.056	21.495
8	10:56:17.980	1:05.776	+1.017	20.811	22.905	22.060	5	10:53:05.948	1:05.958	+0.506	21.117	23.494	21.347
(267) Gavin Jonk							6	10:54:11.593	1:05.645	+0.193	21.248	23.169	21.228
1	10:48:34.828	1:07.522	+2.804	22.493	23.607	21.422	7	10:55:17.506	1:05.913	+0.461	21.207	23.237	21.469
2	10:49:40.299	1:05.471	+0.753	21.518	22.904	21.049	8	10:56:23.152	1:05.646	+0.194	21.227	23.179	21.240
3	10:50:45.336	1:05.037	+0.319	21.236	22.818	20.983	(219) Marie Bakken						
4	10:51:50.054	1:04.718		20.954	22.703	21.061	1	10:48:41.531	1:13.246	+8.309	23.868	27.875	21.503
5	10:52:55.412	1:05.358	+0.640	21.484	22.890	20.984	2	10:49:47.495	1:05.964	+1.027	21.395	23.273	21.296
6	10:54:00.490	1:05.078	+0.360	20.940	23.021	21.117	3	10:50:52.801	1:05.306	+0.369	21.241	23.052	21.013
7	10:55:07.467	1:06.977	+2.259	21.894	24.059	21.024	4	10:51:58.262	1:05.461	+0.524	21.095	23.452	20.914
8	10:56:19.457	1:11.990	+7.272	20.848	22.737	28.405	5	10:53:04.616	1:06.354	+1.417	21.869	23.521	20.964
(246) Maksim Shtotland							6	10:54:09.752	1:05.136	+0.199	21.049	22.886	21.201
1	10:48:41.353	1:13.079	+7.938	23.780	27.639	21.660	7	10:55:14.689	1:04.937		20.955	22.993	20.989
2	10:49:47.168	1:05.815	+0.674	21.315	23.466	21.034	8	10:56:19.678	1:04.989	+0.052	20.834	23.050	21.105
3	10:50:52.439	1:05.271	+0.130	21.135	23.053	21.083	(296) Jose Sierra						
4	10:51:58.195	1:05.756	+0.615	21.292	23.193	21.271	1	10:48:40.848	1:12.327	+6.964	23.927	26.969	21.431
5	10:53:04.893	1:06.698	+1.557	21.923	23.706	21.069	2	10:49:46.543	1:05.695	+0.332	21.410	23.169	21.116
6	10:54:10.736	1:05.843	+0.702	21.437	22.908	21.498	3	10:50:52.334	1:05.791	+0.428	21.233	23.121	21.437
7	10:55:15.877	1:05.141		21.050	22.968	21.123	4	10:51:58.122	1:05.788	+0.425	20.926	23.393	21.469
8	10:56:21.678	1:05.801	+0.660	21.466	23.067	21.268	5	10:53:04.315	1:06.193	+0.830	21.623	23.248	21.322
(296) Jose Sierra							6	10:54:10.280	1:05.965	+0.602	21.648	23.059	21.258

Timekeeping M. Wagner:



Clerk of the course Thomas Lainer:

www.mylaps.com

Steward Horst Seidel:

Chief Scrutineer Paul Klaassen:

Licensed to: Motorsport Events

Rotax Euro Challenge
 Class: Seniors
 Date/Time: 20.07.2014 11:50

Track: Zuera / Spain
 Heat: Prefinal
 Laps: 10

Edition 1

Jonathan Aberdein	283	2nd Chance 5	17	Petr Bezel	218	2nd Chance 6
	33				34	
Abdullah Al Rawahi	220	2nd Chance 3	16	Max Renberg	277	2nd Chance 4
	31				32	
Glenn Van Parijs	208	2nd Chance 1	15	Max Aitken	306	2nd Chance 2
	29				30	
Nicolas Picot	228	Points 47 Quali Rank 33	14	Benjamin Bailly	292	Points 47 Quali Rank 40
	27				28	
Dionisios Marcu	308	Points 43 Quali Rank 27	13	Constantin Schoell	225	Points 44 Quali Rank 20
	25				26	
Tom Grice	223	Points 39 Quali Rank 6	12	Sam Smelt	260	Points 42 Quali Rank 23
	23				24	
Jack Aitken	327	Points 38 Quali Rank 37	11	Brett Ward	289	Points 38 Quali Rank 44
	21				22	
Michael Cool	255	Points 34 Quali Rank 12	10	Alessandro Trombelli	230	Points 38 Quali Rank 11
	19				20	
Lukasz Bartoszuk	307	Points 27 Quali Rank 18	9	Victor Oberg	286	Points 29 Quali Rank 25
	17				18	
Martin Mortensen	204	Points 26 Quali Rank 32	8	Xavier Pozzoli	319	Points 27 Quali Rank 14
	15				16	
Josh White	227	Points 22 Quali Rank 17	7	Philip Vollstedt	248	Points 23 Quali Rank 7
	13				14	
Pierce Lehane	212	Points 19 Quali Rank 19	6	Bas De Laat	214	Points 22 Quali Rank 13
	11				12	
Lars Lamborelle	222	Points 17 Quali Rank 26	5	Joseph Reilly	250	Points 18 Quali Rank 4
	9				10	
Zack Clamandemelo	302	Points 17 Quali Rank 2	4	Jessica Backman	226	Points 17 Quali Rank 21
	7				8	
Guan Yu Zhou	303	Points 11 Quali Rank 9	3	Luke Varley	210	Points 15 Quali Rank 8
	5				6	
Edward Brand	205	Points 6 Quali Rank 3	2	Josh Price	224	Points 8 Quali Rank 5
	3				4	
Harry Webb	215	Points 0 Quali Rank 1	1	Oliver Hodgson	331	Points 5 Quali Rank 10
	1		Row		2	

Pole Position

Clerk of the course Thomas Lainer:
 Stewards (Chairman) Horst Seidel:

Scrutineer Paul Klaassen:
 Timekeeping M. Wagner:



Rotax Euro Challenge 2014 Zuera/Spain

Rotax Seniors

Zuera 1,699 Km

Pre-Final **-NEW 2-**

20.07.2014 11:50

Race (10 Laps) started at 11:53:00

Pos	No.	Name	Nat.	Chassis	Race Team	Laps	Total Tm	Diff	Best Tm	In Lap	km/h	Points
1	215	Harry Webb	GBR	Tonykart	Strawberry Racing	10	10:40.958		1:03.682	9	96,046	34
2	303	Guan Yu Zhou	GBR	Tonykart	Strawberry Racing	10	10:42.375	1.417	1:03.679	9	96,051	33
3	302	Zack Clamandemelo	CAN	Intrepid	Intrepid Driver Program	10	10:43.063	2.105	1:03.796	8	95,874	32
4	205	Edward Brand	GBR	Intrepid	Intrepid Driver Program	10	10:45.376	4.418	1:04.040	9	95,509	31
5	222	Lars Lamborelle	NLD	Tonykart	Strawberry Racing	10	10:46.035	5.077	1:04.039	6	95,511	30
6	224	Josh Price	GBR	Tonykart	Strawberry Racing	10	10:46.457	5.499	1:04.178	8	95,304	29
7	331	Oliver Hodgson	GBR	Tonykart	KR Sport	10	10:46.721	5.763	1:04.038	9	95,512	28
8	210	Luke Varley	GBR	Birel	KMS Birel Motorsport	10	10:47.911	6.953	1:04.105	10	95,412	27
9	204	Martin Mortensen	DNK	Tonykart	RS Competition	10	10:49.226	8.268	1:04.216	9	95,247	26
10	319	Xavier Pozzoli	FRA	Kosmic	Sonic Racing Kart	10	10:51.633	10.675	1:04.207	9	95,261	25
11	214	Bas De Laat	NLD	Gillard	PDB Racing Team	10	10:52.079	11.121	1:04.295	4	95,130	24
12	223	Tom Grice	GBR	Tonykart	Coles Racing	10	10:52.288	11.330	1:04.116	8	95,396	23
13	307	Lukasz Bartoszuk	POL	CRG	CRG S.P.A.	10	10:52.432	11.474	1:04.294	8	95,132	22
14	327	Jack Aitken	GBR	OTK	KR Sport	10	10:53.139	12.181	1:04.173	4	95,311	21
15	225	Constantin Schoell	AUT	FA Kart	Dan Holland Racing	10	10:53.915	12.957	1:04.333	10	95,074	20
16	306	Max Aitken	GBR	OTK	KR Sport	10	10:55.448	14.490	1:04.471	10	94,871	19
17	220	Abdullah Al Rawahi	OMN	DR	Msport	10	10:56.392	15.434	1:04.578	9	94,713	18
18	218	Petr Bezel	CZE	MS Kart	MS Kart Racing Team	10	10:57.958	17.000	1:04.481	9	94,856	17
19	227	Josh White	GBR	Tonykart	Coles Racing	10	10:57.974	17.016	1:03.945	7	95,651	16
20	255	Michael Cool	BEL	Tonykart	Bouvin Power	10	10:58.227	17.269	1:04.962	4	94,154	15
21	208	Glenn Van Parijs	BEL	Tonykart	Bouvin Power	10	10:58.330	17.372	1:04.337	9	95,068	14
22	248	Philip Vollstedt	DNK	Tonykart	RS Competition	10	10:58.502	17.544	1:04.140	9	95,360	13
23	228	Nicolas Picot	FRA	Sodikart	Kart Pro Racing	10	10:59.571	18.613	1:04.559	9	94,741	12
24	292	Benjamin Bailly	DNK	Tonykart	RS Competition	10	11:00.207	19.249	1:04.491	10	94,841	11
25	289	Brett Ward	GBR	Alonso	Dan Holland Racing	10	11:02.697	21.739	1:04.716	5	94,511	10
26	260	Sam Smelt	GBR	Kosmic	Aim Motorsport	10	11:02.897	21.939	1:04.857	10	94,306	9
27	286	Victor Oberg	SWE	Gillard	PDB Racing Team	10	11:03.561	22.603	1:04.197	6	95,275	8
28	230	Alessandro Trombelli	ITA	Kosmic	Sinergy Motorsport	10	11:06.265	25.307	1:05.032	10	94,052	7
29	226	Jessica Backman	SWE	Tonykart	Strawberry Racing	10	11:07.073	26.115	1:05.035	8	94,048	6
30	283	Jonathan Aberdein	ZAF	Tonykart	KR Sport	10	11:07.237	26.279	1:04.391	8	94,988	5
31	277	Max Renberg	SWE	Tonykart	RS Competition	6	6:40.671	4 Laps	1:05.049	5	94,028	4
32	212	Pierce Lehane	GBR	Alonso	Dan Holland Racing	1	1:13.507	9 Laps	1:13.148	1	83,617	3
33	308	Dionisios Marcu	ROU	CRG	CRG S.P.A.		0.869	10 Laps		0	-	2


Not classified												
DQ	250	Joseph Reilly	GBR	Tonykart	Strawberry Racing	10	10:49.640	DQ	1:03.956	10	95,634	0

Announcements

These results are provisional until the conclusion of any judicial and technical matters!
 No. 250 + 283 warning board / time penalty 5 sec
 No. 250 excluded from prefinal / unfair driving

Margin of Victory	Ø km/h	Best Lap Tm	km/h	Best Lap by
1.417	95,426	1:03.679	96,051	303 - Guan Yu Zhou

Official Timing www.rgmmc.com Orbits

Timekeeping M. Wagner:  Clerk of the course Thomas Lainer: www.mylaps.com
 Steward Horst Seidel: Chief Scrutineer Paul Klaassen: Licensed to: Motorsport Events
 Printed: 20.07.2014 12:54:41 posted at: h



Rotax Euro Challenge 2014 Zuera/Spain

Rotax Seniors

Zuera 1,699 Km

Pre-Final

20.07.2014 11:50

Race (10 Laps) started at 11:53:00

Lap	Time of Day	Lap Tm	Diff	S1 Tm	S2 Tm	S3 Tm
(215) Harry Webb						
1	11:54:05.804	1:05.269	+1.587	21.326	22.858	21.085
2	11:55:10.268	1:04.464	+0.782	20.735	22.810	20.919
3	11:56:14.355	1:04.087	+0.405	20.632	22.605	20.850
4	11:57:18.203	1:03.848	+0.166	20.463	22.528	20.857
5	11:58:22.278	1:04.075	+0.393	20.604	22.584	20.887
6	11:59:26.189	1:03.911	+0.229	20.565	22.548	20.798
7	12:00:30.183	1:03.994	+0.312	20.522	22.569	20.903
8	12:01:34.073	1:03.890	+0.208	20.529	22.564	20.797
9	12:02:37.755	1:03.682		20.500	22.470	20.712
10	12:03:41.493	1:03.738	+0.056	20.465	22.511	20.762

Lap	Time of Day	Lap Tm	Diff	S1 Tm	S2 Tm	S3 Tm
(303) Guan Yu Zhou						
1	11:54:06.537	1:05.870	+2.191	21.924	22.939	21.007
2	11:55:11.214	1:04.677	+0.998	20.866	22.828	20.983
3	11:56:15.377	1:04.163	+0.484	20.633	22.613	20.917
4	11:57:19.451	1:04.074	+0.395	20.524	22.533	21.017
5	11:58:23.412	1:03.961	+0.282	20.602	22.531	20.828
6	11:59:27.400	1:03.988	+0.309	20.683	22.517	20.788
7	12:00:31.504	1:04.104	+0.425	20.562	22.701	20.841
8	12:01:35.386	1:03.882	+0.203	20.567	22.516	20.799
9	12:02:39.065	1:03.679		20.536	22.430	20.713
10	12:03:42.910	1:03.845	+0.166	20.517	22.572	20.756

Lap	Time of Day	Lap Tm	Diff	S1 Tm	S2 Tm	S3 Tm
(302) Zack Clamandemelo						
1	11:54:06.760	1:06.025	+2.229	21.984	22.927	21.114
2	11:55:11.448	1:04.688	+0.892	20.825	22.811	21.052
3	11:56:15.875	1:04.427	+0.631	20.828	22.723	20.876
4	11:57:20.315	1:04.440	+0.644	20.880	22.705	20.855
5	11:58:24.370	1:04.055	+0.259	20.523	22.679	20.853
6	11:59:28.279	1:03.909	+0.113	20.549	22.585	20.775
7	12:00:32.122	1:03.843	+0.047	20.479	22.566	20.798
8	12:01:35.918	1:03.796		20.495	22.569	20.732
9	12:02:39.788	1:03.870	+0.074	20.577	22.454	20.839
10	12:03:43.598	1:03.810	+0.014	20.457	22.564	20.789

Lap	Time of Day	Lap Tm	Diff	S1 Tm	S2 Tm	S3 Tm
(250) Joseph Reilly						
1	11:54:08.152	1:07.176	+3.220	19.769	22.959	21.014
2	11:55:12.413	1:04.261	+0.305	18.182	22.691	20.841
3	11:56:16.490	1:04.077	+0.121	20.666	22.576	20.835
4	11:57:20.776	1:04.286	+0.330	20.773	22.706	20.807
5	11:58:24.983	1:04.207	+0.251	20.741	22.656	20.810
6	11:59:29.095	1:04.112	+0.156	20.701	22.588	20.823
7	12:00:33.137	1:04.042	+0.086	20.595	22.627	20.820
8	12:01:37.241	1:04.104	+0.148	20.549	22.713	20.842
9	12:02:41.219	1:03.978	+0.022	20.607	22.524	20.847
10	12:03:45.175	1:03.956		20.551	22.624	20.781

Lap	Time of Day	Lap Tm	Diff	S1 Tm	S2 Tm	S3 Tm
(205) Edward Brand						
1	11:54:06.479	1:05.878	+1.838	21.910	22.920	21.048
2	11:55:12.020	1:05.541	+1.501	21.728	22.894	20.919
3	11:56:16.225	1:04.205	+0.165	20.618	22.680	20.907
4	11:57:21.156	1:04.931	+0.891	21.148	22.934	20.849
5	11:58:25.420	1:04.264	+0.224	20.601	22.871	20.792
6	11:59:29.487	1:04.067	+0.027	20.611	22.653	20.803
7	12:00:33.567	1:04.080	+0.040	20.609	22.692	20.779
8	12:01:37.751	1:04.184	+0.144	20.623	22.717	20.844
9	12:02:41.791	1:04.040		20.610	22.579	20.851
10	12:03:45.911	1:04.120	+0.080	20.624	22.670	20.826

Lap	Time of Day	Lap Tm	Diff	S1 Tm	S2 Tm	S3 Tm
(222) Lars Lamborelle						
1	11:54:08.355	1:07.529	+3.490	23.526	23.007	20.996
2	11:55:12.967	1:04.612	+0.573	20.815	22.861	20.936
3	11:56:17.279	1:04.312	+0.273	20.691	22.774	20.847
4	11:57:21.913	1:04.634	+0.595	20.634	22.624	21.376

Lap	Time of Day	Lap Tm	Diff	S1 Tm	S2 Tm	S3 Tm
5	11:58:26.060	1:04.147	+0.108	20.690	22.592	20.865
6	11:59:30.099	1:04.039		20.614	22.671	20.754
7	12:00:34.216	1:04.117	+0.078	20.535	22.774	20.808
8	12:01:38.405	1:04.189	+0.150	20.624	22.737	20.828
9	12:02:42.479	1:04.074	+0.035	20.672	22.566	20.836
10	12:03:46.570	1:04.091	+0.052	20.722	22.566	20.803

Lap	Time of Day	Lap Tm	Diff	S1 Tm	S2 Tm	S3 Tm
(224) Josh Price						
1	11:54:07.394	1:06.620	+2.442	22.648	22.909	21.063
2	11:55:11.869	1:04.475	+0.297	20.715	22.792	20.968
3	11:56:16.142	1:04.273	+0.095	20.614	22.721	20.938
4	11:57:20.694	1:04.552	+0.374	20.894	22.689	20.969
5	11:58:25.681	1:04.987	+0.809	20.907	23.142	20.938
6	11:59:29.891	1:04.210	+0.032	20.614	22.650	20.946
7	12:00:34.152	1:04.261	+0.083	20.650	22.722	20.889
8	12:01:38.330	1:04.178		20.558	22.681	20.939
9	12:02:42.752	1:04.422	+0.244	20.906	22.679	20.837
10	12:03:46.992	1:04.240	+0.062	20.606	22.727	20.907

Lap	Time of Day	Lap Tm	Diff	S1 Tm	S2 Tm	S3 Tm
(331) Oliver Hodgson						
1	11:54:06.866	1:06.208	+2.170	22.386	22.817	21.005
2	11:55:11.520	1:04.654	+0.616	20.831	22.845	20.978
3	11:56:15.816	1:04.296	+0.258	20.686	22.667	20.943
4	11:57:22.092	1:06.276	+2.238	21.655	22.956	21.665
5	11:58:26.274	1:04.182	+0.144	20.659	22.678	20.845
6	11:59:30.387	1:04.113	+0.075	20.657	22.614	20.842
7	12:00:34.580	1:04.193	+0.155	20.659	22.698	20.836
8	12:01:38.948	1:04.368	+0.330	20.857	22.626	20.885
9	12:02:42.986	1:04.038		20.665	22.560	20.813
10	12:03:47.256	1:04.270	+0.232	20.590	22.850	20.830

Lap	Time of Day	Lap Tm	Diff	S1 Tm	S2 Tm	S3 Tm
(210) Luke Varley						
1	11:54:09.328	1:08.493	+4.388	24.232	23.189	21.072
2	11:55:14.044	1:04.716	+0.611	20.855	22.904	20.957
3	11:56:18.444	1:04.400	+0.295	20.822	22.709	20.869
4	11:57:22.795	1:04.351	+0.246	20.800	22.720	20.831
5	11:58:27.348	1:04.553	+0.448	20.825	22.872	20.856
6	11:59:31.661	1:04.313	+0.208	20.773	22.660	20.880
7	12:00:35.938	1:04.277	+0.172	20.771	22.682	20.824
8	12:01:40.169	1:04.231	+0.126	20.731	22.664	20.836
9	12:02:44.341	1:04.172	+0.067	20.761	22.642	20.769
10	12:03:48.446	1:04.105		20.714	22.618	20.773

Lap	Time of Day	Lap Tm	Diff	S1 Tm	S2 Tm	S3 Tm
(204) Martin Mortensen						
1	11:54:10.199	1:09.175	+4.959	24.722	23.336	21.117
2	11:55:14.875	1:04.676	+0.460	20.775	22.817	21.084
3	11:56:19.228	1:04.353	+0.137	20.694	22.674	20.985
4	11:57:23.579	1:04.351	+0.135	20.652	22.703	20.996
5	11:58:27.947	1:04.368	+0.152	20.729	22.677	20.962
6	11:59:32.616	1:04.669	+0.453	20.751	22.805	21.113
7	12:00:36.911	1:04.295	+0.079	20.689	22.733	20.873
8	12:01:41.282	1:04.371	+0.155	20.690	22.704	20.977
9	12:02:45.498	1:04.216		20.707	22.611	20.898
10	12:03:49.761	1:04.263	+0.047	20.726	22.629	20.908

Lap	Time of Day	Lap Tm	Diff	S1 Tm	S2 Tm	S3 Tm
(319) Xavier Pozzoli						
1	11:54:11.470	1:10.299	+6.092	25.121	23.943	21.235
2	11:55:16.255	1:04.785	+0.578	21.077	22.691	21.017
3	11:56:21.070	1:04.815	+0.608	21.036	22.803	20.976
4	11:57:25.285	1:04.215	+0.008	20.665	22.649	20.901
5	11:58:29.803	1:04.518	+0.311	20.667	22.951	20.900
6	11:59:34.131	1:04.328	+0.121	20.764	22.700	20.864
7	12:00:38.448	1:04.317	+0.110	20.720	22.717	20.880
8	12:01:42.682	1:04.234	+0.027	20.672	22.650	20.912
9	12:02:46.889	1:04.207		20.680	22.669	20.858
10	12:03:51.168	1:05.279	+1.072	20.803	23.455	21.021



Rotax Euro Challenge 2014 Zuera/Spain

Rotax Seniors

Zuera 1,699 Km

Pre-Final

20.07.2014 11:50

Race (10 Laps) started at 11:53:00

Lap	Time of Day	Lap Tm	Diff	S1 Tm	S2 Tm	S3 Tm	Lap	Time of Day	Lap Tm	Diff	S1 Tm	S2 Tm	S3 Tm
(214) Bas De Laet													
1	11:54:09.486	1:08.441	+4.146	24.203	23.173	21.065	5	11:58:33.061	1:05.042	+0.571	21.235	22.831	20.976
2	11:55:14.666	1:05.180	+0.885	20.926	23.150	21.104	6	11:59:37.798	1:04.737	+0.266	20.938	22.746	21.053
3	11:56:19.598	1:04.932	+0.637	21.009	22.838	21.085	7	12:00:42.307	1:04.509	+0.038	20.863	22.713	20.933
4	11:57:23.893	1:04.295		20.651	22.771	20.873	8	12:01:46.985	1:04.678	+0.207	20.913	22.808	20.957
5	11:58:28.803	1:04.910	+0.615	20.985	22.949	20.976	9	12:02:51.512	1:04.527	+0.056	20.925	22.661	20.941
6	11:59:33.203	1:04.400	+0.105	20.788	22.760	20.852	10	12:03:55.983	1:04.471		20.806	22.706	20.959
7	12:00:37.623	1:04.420	+0.125	20.748	22.764	20.908	(220) Abdullah Al Rawahi						
8	12:01:41.981	1:04.358	+0.063	20.731	22.709	20.918	1	11:54:11.391	1:09.513	+4.935	24.626	23.655	21.232
9	12:02:46.516	1:04.535	+0.240	20.973	22.716	20.846	2	11:55:16.943	1:05.552	+0.974	21.226	23.165	21.161
10	12:03:52.614	1:06.098	+1.803	21.070	23.927	21.101	3	11:56:22.088	1:05.145	+0.567	20.968	23.122	21.055
(223) Tom Grice													
1	11:54:11.658	1:10.356	+6.240	25.477	23.749	21.130	4	11:57:26.916	1:04.828	+0.250	20.856	22.876	21.096
2	11:55:16.316	1:04.658	+0.542	21.047	22.776	20.835	5	11:58:32.290	1:05.374	+0.796	21.023	23.023	21.328
3	11:56:20.772	1:04.456	+0.340	20.811	22.750	20.895	6	11:59:37.310	1:05.020	+0.442	20.921	22.956	21.143
4	11:57:25.043	1:04.271	+0.155	20.579	22.716	20.976	7	12:00:42.479	1:05.169	+0.591	21.031	22.959	21.179
5	11:58:29.572	1:04.529	+0.413	20.717	23.014	20.798	8	12:01:47.206	1:04.727	+0.149	20.934	22.813	20.980
6	11:59:33.800	1:04.228	+0.112	20.728	22.716	20.784	9	12:02:51.784	1:04.578		20.923	22.726	20.929
7	12:00:37.971	1:04.171	+0.055	20.774	22.650	20.747	10	12:03:56.927	1:05.143	+0.565	20.992	22.920	21.231
8	12:01:42.087	1:04.116		20.618	22.688	20.810	(218) Petr Bezel						
9	12:02:46.272	1:04.185	+0.069	20.784	22.608	20.793	1	11:54:12.949	1:10.453	+5.972	24.498	24.661	21.294
10	12:03:52.823	1:06.551	+2.435	21.507	23.957	21.087	2	11:55:18.726	1:05.777	+1.296	21.387	23.174	21.216
(307) Lukasz Bartoszuk													
1	11:54:09.265	1:08.175	+3.881	23.856	23.194	21.125	3	11:56:23.865	1:05.139	+0.658	20.814	22.802	21.523
2	11:55:14.512	1:05.247	+0.953	21.235	22.970	21.042	4	11:57:29.407	1:05.542	+1.061	21.599	22.882	21.061
3	11:56:18.917	1:04.405	+0.111	20.645	22.810	20.950	5	11:58:34.137	1:04.730	+0.249	20.855	22.755	21.120
4	11:57:23.770	1:04.853	+0.559	20.752	22.786	21.315	6	11:59:38.810	1:04.673	+0.192	20.856	22.711	21.106
5	11:58:28.503	1:04.733	+0.439	21.042	22.758	20.933	7	12:00:43.477	1:04.667	+0.186	20.858	22.818	20.991
6	11:59:32.869	1:04.366	+0.072	20.668	22.759	20.939	8	12:01:48.461	1:04.984	+0.503	21.224	22.722	21.038
7	12:00:37.442	1:04.573	+0.279	20.660	22.917	20.996	9	12:02:52.942	1:04.481		20.813	22.672	20.996
8	12:01:41.736	1:04.294		20.687	22.705	20.902	10	12:03:58.493	1:05.551	+1.070	21.030	23.437	21.084
9	12:02:46.090	1:04.354	+0.060	20.831	22.629	20.894	(227) Josh White						
10	12:03:52.967	1:06.877	+2.583	21.583	24.059	21.235	1	11:54:16.752	1:15.796	+11.851	31.277	23.593	20.926
(327) Jack Aitken													
1	11:54:11.097	1:09.852	+5.679	24.697	24.075	21.080	2	11:55:20.844	1:04.092	+0.147	20.673	22.579	20.840
2	11:55:16.063	1:04.966	+0.793	20.736	23.141	21.089	3	11:56:24.835	1:03.991	+0.046	20.661	22.586	20.744
3	11:56:20.328	1:04.265	+0.092	20.708	22.581	20.976	4	11:57:31.144	1:06.309	+2.364	21.329	24.248	20.732
4	11:57:24.501	1:04.173		20.708	22.579	20.886	5	11:58:35.771	1:04.627	+0.682	20.815	23.100	20.712
5	11:58:29.112	1:04.611	+0.438	20.685	22.723	21.203	6	11:59:40.344	1:04.573	+0.628	21.069	22.690	20.814
6	11:59:33.529	1:04.417	+0.244	20.800	22.636	20.981	7	12:00:44.289	1:03.945		20.598	22.561	20.786
7	12:00:38.384	1:04.855	+0.682	21.137	22.763	20.955	8	12:01:49.068	1:04.779	+0.834	21.165	22.787	20.827
8	12:01:42.957	1:04.573	+0.400	20.890	22.750	20.933	9	12:02:53.307	1:04.239	+0.294	20.852	22.589	20.798
9	12:02:47.252	1:04.295	+0.122	20.758	22.648	20.889	10	12:03:58.509	1:05.202	+1.257	20.750	23.436	21.016
10	12:03:53.674	1:06.422	+2.249	20.829	24.087	21.506	(255) Michael Cool						
(225) Constantin Schoell													
1	11:54:12.058	1:10.443	+6.110	24.976	24.286	21.181	1	11:57:27.492	1:05.540	+0.578			
2	11:55:17.764	1:05.706	+1.373	21.356	23.164	21.186	2	11:58:32.626	1:05.134	+0.172			
3	11:56:22.913	1:05.149	+0.816	21.078	23.050	21.021	3	11:59:38.410	1:05.784	+0.822			
4	11:57:27.461	1:04.548	+0.215	20.807	22.660	21.081	4	12:00:43.372	1:04.962				
5	11:58:32.067	1:04.606	+0.273	20.877	22.746	20.983	5	12:01:48.952	1:05.580	+0.618			
6	11:59:36.680	1:04.613	+0.280	20.866	22.800	20.947	6	12:02:53.724	1:04.772	-0.190			
7	12:00:41.159	1:04.479	+0.146	20.823	22.772	20.884	7	12:03:58.762	1:05.038	+0.076			
8	12:01:45.681	1:04.522	+0.189	20.840	22.769	20.913	(208) Glenn Van Parijs						
9	12:02:50.117	1:04.436	+0.103	20.822	22.717	20.897	1	11:54:13.056	1:11.367	+7.030	25.758	24.377	21.232
10	12:03:54.450	1:04.333		20.747	22.691	20.895	2	11:55:19.099	1:06.043	+1.706	21.376	23.175	21.492
(306) Max Aitken													
1	11:54:11.911	1:10.146	+5.675	24.819	23.851	21.476	3	11:56:24.315	1:05.216	+0.879	20.907	23.272	21.037
2	11:55:18.173	1:06.262	+1.791	21.416	23.525	21.321	4	11:57:29.759	1:05.444	+1.107	21.291	23.139	21.014
3	11:56:23.469	1:05.296	+0.825	21.202	22.751	21.343	5	11:58:34.872	1:05.113	+0.776	21.282	22.805	21.026
4	11:57:28.019	1:04.550	+0.079	20.922	22.686	20.942	6	11:59:39.494	1:04.622	+0.285	20.931	22.644	21.047
(255) Michael Cool													
1	11:54:12.058	1:10.443	+6.110	24.976	24.286	21.181	7	12:00:43.956	1:04.462	+0.125	20.813	22.700	20.949
2	11:55:17.764	1:05.706	+1.373	21.356	23.164	21.186	8	12:01:49.512	1:05.556	+1.219	21.576	23.015	20.965
3	11:56:22.913	1:05.149	+0.816	21.078	23.050	21.021	9	12:02:53.849	1:04.337		20.734	22.797	20.806
4	11:57:27.461	1:04.548	+0.215	20.807	22.660	21.081	10	12:03:58.865	1:05.016	+0.679	20.908	22.946	21.162
5	11:58:32.067	1:04.606	+0.273	20.877	22.746	20.983	(248) Philip Vollstedt						
6	11:59:36.680	1:04.613	+0.280	20.866	22.800	20.947	1	11:54:11.964	1:10.856	+6.716	25.627	24.030	21.199
7	12:00:41.159	1:04.479	+0.146	20.823	22.772	20.884							
8	12:01:45.681	1:04.522	+0.189	20.840	22.769	20.913							
9	12:02:50.117	1:04.436	+0.103	20.822	22.717	20.897							
10	12:03:54.450	1:04.333		20.747	22.691	20.895							

Rotax Euro Challenge 2014 Zuera/Spain

Rotax Seniors

Zuera 1,699 Km

Pre-Final

20.07.2014 11:50

Race (10 Laps) started at 11:53:00

Lap	Time of Day	Lap Tm	Diff	S1 Tm	S2 Tm	S3 Tm	Lap	Time of Day	Lap Tm	Diff	S1 Tm	S2 Tm	S3 Tm
2	11:55:17.903	1:05.939	+1.799	21.683	23.071	21.185	8	12:01:53.703	1:04.964	+0.107	20.991	22.894	21.079
3	11:56:23.951	1:06.048	+1.908	20.850	23.272	21.926	9	12:02:58.575	1:04.872	+0.015	20.964	22.877	21.031
4	11:57:30.672	1:06.721	+2.581	22.190	23.581	20.950	10	12:04:03.432	1:04.857		20.884	22.927	21.046
5	11:58:36.338	1:05.666	+1.526	20.949	23.828	20.889	(286) Victor Oberg						
6	11:59:41.075	1:04.737	+0.597	20.822	22.930	20.985	1	11:54:25.083	1:23.842	+19.645	39.840	22.944	21.058
7	12:00:46.008	1:04.933	+0.793	21.108	22.925	20.900	2	11:55:29.617	1:04.534	+0.337	20.794	22.674	21.066
8	12:01:50.486	1:04.478	+0.338	20.923	22.659	20.896	3	11:56:33.978	1:04.361	+0.164	20.793	22.620	20.948
9	12:02:54.626	1:04.140		20.647	22.651	20.842	4	11:57:38.323	1:04.345	+0.148	20.750	22.624	20.971
10	12:03:59.037	1:04.411	+0.271	20.636	22.739	21.036	5	11:58:42.585	1:04.262	+0.065	20.781	22.604	20.877
(228) Nicolas Picot						6	11:59:46.782	1:04.197			20.718	22.599	20.880
1	11:54:13.134	1:11.589	+7.030	27.330	23.275	20.984	7	12:00:51.278	1:04.496	+0.299	20.709	22.687	21.100
2	11:55:18.436	1:05.302	+0.743	21.114	23.169	21.019	8	12:01:55.486	1:04.208	+0.011	20.754	22.546	20.908
3	11:56:24.011	1:05.575	+1.016	21.416	23.272	20.887	9	12:02:59.883	1:04.397	+0.200	20.835	22.714	20.848
4	11:57:29.822	1:05.811	+1.252	21.615	23.271	20.925	10	12:04:04.096	1:04.213	+0.016	20.703	22.640	20.870
5	11:58:35.455	1:05.633	+1.074	21.504	23.204	20.925	(230) Alessandro Trombelli						
6	11:59:41.328	1:05.873	+1.314	21.721	23.192	20.960	1	11:54:19.415	1:18.100	+13.068	33.763	23.161	21.176
7	12:00:46.147	1:04.819	+0.260	20.946	22.954	20.919	2	11:55:24.452	1:05.037	+0.005	20.909	22.944	21.184
8	12:01:50.858	1:04.711	+0.152	20.913	22.883	20.915	3	11:56:30.220	1:05.768	+0.736	21.034	23.597	21.137
9	12:02:55.417	1:04.559		20.893	22.811	20.855	4	11:57:35.430	1:05.210	+0.178	20.965	23.146	21.099
10	12:04:00.106	1:04.689	+0.130	20.848	22.907	20.934	5	11:58:40.985	1:05.555	+0.523	21.307	23.034	21.214
(292) Benjamin Bailly						6	11:59:46.213	1:05.228	+0.196		21.031	23.032	21.165
1	11:54:12.822	1:11.177	+6.686	25.227	24.674	21.276	7	12:00:51.651	1:05.438	+0.406	20.989	22.864	21.585
2	11:55:19.073	1:06.251	+1.760	21.220	23.295	21.736	8	12:01:56.728	1:05.077	+0.045	20.984	22.956	21.137
3	11:56:24.708	1:05.635	+1.144	21.300	23.125	21.210	9	12:03:01.768	1:05.040	+0.008	20.966	22.969	21.105
4	11:57:30.288	1:05.580	+1.089	21.362	23.229	20.989	10	12:04:06.800	1:05.032		20.945	22.954	21.133
5	11:58:35.698	1:05.410	+0.919	20.887	23.522	21.001	(226) Jessica Backman						
6	11:59:40.894	1:05.196	+0.705	21.268	22.922	21.006	1	11:54:18.907	1:18.005	+12.970	30.863	25.492	21.650
7	12:00:47.107	1:06.213	+1.722	21.374	23.764	21.075	2	11:55:24.256	1:05.349	+0.314	21.092	23.072	21.185
8	12:01:51.653	1:04.546	+0.055	20.853	22.812	20.881	3	11:56:29.884	1:05.628	+0.593	21.335	23.089	21.204
9	12:02:56.251	1:04.598	+0.107	20.703	22.912	20.983	4	11:57:35.320	1:05.436	+0.401	21.039	23.214	21.183
10	12:04:00.742	1:04.491		20.717	22.895	20.879	5	11:58:41.336	1:06.016	+0.981	21.507	23.163	21.346
(283) Jonathan Aberdein						6	11:59:46.556	1:05.220	+0.185		21.000	23.062	21.158
1	11:54:13.633	1:11.386	+6.995	25.984	24.231	21.171	7	12:00:52.225	1:05.669	+0.634	21.270	23.116	21.283
2	11:55:20.596	1:06.963	+2.572	21.051	24.747	21.165	8	12:01:57.260	1:05.035		20.927	23.015	21.093
3	11:56:25.551	1:04.955	+0.564	21.112	22.776	21.067	9	12:03:02.383	1:05.123	+0.088	20.855	23.134	21.134
4	11:57:31.947	1:06.396	+2.005	20.747	24.566	21.083	10	12:04:07.608	1:05.225	+0.190	20.935	23.221	21.069
5	11:58:36.709	1:04.762	+0.371	20.871	22.838	21.053	(277) Max Renberg						
6	11:59:41.585	1:04.876	+0.485	20.841	23.090	20.945	1	11:54:13.182	1:11.006	+5.957	25.272	24.537	21.197
7	12:00:47.973	1:06.388	+1.997	20.844	24.558	20.986	2	11:55:19.197	1:06.015	+0.966	21.118	23.807	21.090
8	12:01:52.364	1:04.391		20.867	22.649	20.875	3	11:56:24.377	1:05.180	+0.131	20.962	23.234	20.984
9	12:02:56.911	1:04.547	+0.156	20.690	22.924	20.933	4	11:57:30.968	1:06.591	+1.542	22.167	23.553	20.871
10	12:04:02.772	1:05.861	+1.470	21.559	23.366	20.936	5	11:58:36.017	1:05.049		21.063	23.092	20.894
(289) Brett Ward						6	11:59:41.206	1:05.189	+0.140		21.162	22.999	21.028
1	11:54:17.611	1:16.131	+11.415	31.967	23.088	21.076	(212) Pierce Lehane						
2	11:55:22.665	1:05.054	+0.338	21.143	22.793	21.118	1	11:54:14.042	1:13.148		28.815	23.461	20.872
3	11:56:27.603	1:04.938	+0.222	21.093	22.782	21.063	(260) Sam Smelt						
4	11:57:32.776	1:05.173	+0.457	21.411	22.770	20.992	1	11:54:18.823	1:17.281	+12.424	32.831	23.056	21.394
5	11:58:37.492	1:04.716		21.062	22.713	20.941	2	11:55:23.746	1:04.923	+0.066	20.913	22.901	21.109
6	11:59:42.346	1:04.854	+0.138	21.118	22.745	20.991	3	11:56:28.692	1:04.946	+0.089	20.985	22.839	21.122
7	12:00:47.215	1:04.869	+0.153	20.992	22.942	20.935	4	11:57:33.664	1:04.972	+0.115	20.964	22.887	21.121
8	12:01:51.983	1:04.768	+0.052	20.942	22.817	21.009	5	11:58:38.668	1:05.004	+0.147	21.004	22.893	21.107
9	12:02:56.731	1:04.748	+0.032	20.879	22.969	20.900	6	11:59:43.624	1:04.956	+0.099	20.938	22.901	21.117
10	12:04:03.232	1:06.501	+1.785	21.660	23.738	21.103	7	12:00:48.739	1:05.115	+0.258	21.015	23.055	21.045

Rotax Euro Challenge
 Class: Seniors
 Date/Time: 20.07.2014 14:15

Track: Zuera / Spain
 Heat: Final
 Laps: 14

Edition 1

Dionisios Marcu	308	Laps 0 Tm. 0.869	17	Joseph Reilly	250	Laps EXC Tm. EXC
	33				34	
Max Renberg	277	Laps 6 Tm. 6:40.671	16	Pierce Lehane	212	Laps 1 Tm. 1:13.507
	31				32	
Jessica Backman	226	Laps 10 Tm. 11:07.073	15	Jonathan Aberdein	283	Laps 10 Tm. 11:07.237
	29				30	
Victor Oberg	286	Laps 10 Tm. 11:03.561	14	Alessandro Trombelli	230	Laps 10 Tm. 11:06.265
	27				28	
Brett Ward	289	Laps 10 Tm. 11:02.697	13	Sam Smelt	260	Laps 10 Tm. 11:02.897
	25				26	
Nicolas Picot	228	Laps 10 Tm. 10:59.571	12	Benjamin Bailly	292	Laps 10 Tm. 11:00.207
	23				24	
Glenn Van Parijs	208	Laps 10 Tm. 10:58.330	11	Philip Vollstedt	248	Laps 10 Tm. 10:58.502
	21				22	
Josh White	227	Laps 10 Tm. 10:57.974	10	Michael Cool	255	Laps 10 Tm. 10:58.227
	19				20	
Abdullah Al Rawahi	220	Laps 10 Tm. 10:56.392	9	Petr Bezel	218	Laps 10 Tm. 10:57.958
	17				18	
Constantin Schoell	225	Laps 10 Tm. 10:53.915	8	Max Aitken	306	Laps 10 Tm. 10:55.448
	15				16	
Lukasz Bartoszuk	307	Laps 10 Tm. 10:52.432	7	Jack Aitken	327	Laps 10 Tm. 10:53.139
	13				14	
Bas De Laat	214	Laps 10 Tm. 10:52.079	6	Tom Grice	223	Laps 10 Tm. 10:52.288
	11				12	
Martin Mortensen	204	Laps 10 Tm. 10:49.226	5	Xavier Pozzoli	319	Laps 10 Tm. 10:51.633
	9				10	
Oliver Hodgson	331	Laps 10 Tm. 10:46.721	4	Luke Varley	210	Laps 10 Tm. 10:47.911
	7				8	
Lars Lamborelle	222	Laps 10 Tm. 10:46.035	3	Josh Price	224	Laps 10 Tm. 10:46.457
	5				6	
Zack Clamandemelo	302	Laps 10 Tm. 10:43.063	2	Edward Brand	205	Laps 10 Tm. 10:45.376
	3				4	
Harry Webb	215	Laps 10 Tm. 10:40.958	1	Guan Yu Zhou	303	Laps 10 Tm. 10:42.375
	1		Row		2	

Pole Position

Clerk of the course Thomas Lainer:
 Stewards (Chairman) Horst Seidel:

Scrutineer Paul Klaassen:
 Timekeeping M. Wagner:



Rotax Euro Challenge 2014 Zuera/Spain

Rotax Seniors

Zuera 1,699 Km

Final

20.07.2014 14:15

Race (14 Laps) started at 14:22:53

Pos	No.	Name	Nat.	Chassis	Race Team	Laps	Total Tm	Diff	Best Tm	In Lap	km/h	Points
1	215	Harry Webb	GBR	Tonykart	Strawberry Racing	14	14:57.120		1:03.849	9	95,795	55
2	303	Guan Yu Zhou	GBR	Tonykart	Strawberry Racing	14	15:02.337	5.217	1:03.934	2	95,667	52
3	302	Zack Clamandemelo	CAN	Intrepid	Intrepid Driver Program	14	15:02.442	5.322	1:04.040	6	95,509	50
4	222	Lars Lamborelle	NLD	Tonykart	Strawberry Racing	14	15:02.455	5.335	1:04.033	6	95,519	49
5	205	Edward Brand	GBR	Intrepid	Intrepid Driver Program	14	15:02.816	5.696	1:04.066	5	95,470	48
6	224	Josh Price	GBR	Tonykart	Strawberry Racing	14	15:03.838	6.718	1:04.163	7	95,326	47
7	250	Joseph Reilly	GBR	Tonykart	Strawberry Racing	14	15:05.705	8.585	1:03.891	7	95,732	46
8	331	Oliver Hodgson	GBR	Tonykart	KR Sport	14	15:06.476	9.356	1:04.336	5	95,070	45
9	223	Tom Grice	GBR	Tonykart	Coles Racing	14	15:07.296	10.176	1:04.153	9	95,341	44
10	227	Josh White	GBR	Tonykart	Coles Racing	14	15:07.872	10.752	1:04.179	10	95,302	43
11	212	Pierce Lehane	GBR	Alonso	Dan Holland Racing	14	15:11.797	14.677	1:04.196	5	95,277	42
12	307	Lukasz Bartoszek	POL	CRG	CRG S.P.A.	14	15:12.155	15.035	1:04.150	5	95,345	41
13	204	Martin Mortensen	DNK	Tonykart	RS Competition	14	15:12.265	15.145	1:04.353	5	95,045	40
14	214	Bas De Laat	NLD	Gillard	PDB Racing Team	14	15:13.396	16.276	1:04.509	6	94,815	39
15	277	Max Renberg	SWE	Tonykart	RS Competition	14	15:13.879	16.759	1:04.323	5	95,089	38
16	319	Xavier Pozzoli	FRA	Kosmic	Sonic Racing Kart	14	15:14.256	17.136	1:04.527	12	94,788	37
17	289	Brett Ward	GBR	Alonso	Dan Holland Racing	14	15:14.367	17.247	1:04.511	7	94,812	36
18	283	Jonathan Aberdein	ZAF	Tonykart	KR Sport	14	15:15.313	18.193	1:04.226	11	95,232	35
19	260	Sam Smelt	GBR	Kosmic	Aim Motorsport	14	15:15.796	18.676	1:04.454	5	94,896	34
20	225	Constantin Schoell	AUT	FA Kart	Dan Holland Racing	14	15:16.582	19.462	1:04.487	4	94,847	33
21	327	Jack Aitken	GBR	OTK	KR Sport	14	15:18.587	21.467	1:04.435	5	94,924	32
22	255	Michael Cool	BEL	Tonykart	Bouvin Power	14	15:20.946	23.826	1:04.737	9	94,481	31
23	230	Alessandro Trombelli	ITA	Kosmic	Sinergy Motorsport	14	15:21.105	23.985	1:04.459	2	94,888	30
24	286	Victor Oberg	SWE	Gillard	PDB Racing Team	14	15:21.506	24.386	1:04.700	12	94,535	29
25	228	Nicolas Picot	FRA	Sodikart	Kart Pro Racing	14	15:21.717	24.597	1:04.725	10	94,498	28
26	308	Dionisios Marcu	ROU	CRG	CRG S.P.A.	14	15:22.148	25.028	1:04.792	10	94,401	27
27	218	Petr Bezel	CZE	MS Kart	MS Kart Racing Team	14	15:22.851	25.731	1:04.737	8	94,481	26
28	248	Philip Vollstedt	DNK	Tonykart	RS Competition	14	15:26.062	28.942	1:04.441	6	94,915	25
29	306	Max Aitken	GBR	OTK	KR Sport	14	15:27.663	30.543	1:04.407	9	94,965	24
30	220	Abdullah Al Rawahi	OMN	DR	Msport	14	15:39.028	41.908	1:04.904	5	94,238	23
31	210	Luke Varley	GBR	Birel	KMS Birel Motorsport	10	10:53.072	4 Laps	1:04.358	8	95,037	22
32	226	Jessica Backman	SWE	Tonykart	Strawberry Racing	2	2:17.489	12 Laps	1:05.440	2	93,466	21
33	208	Glenn Van Parijs	BEL	Tonykart	Bouvin Power		0.794	14 Laps		0	-	20
34	292	Benjamin Bailly	DNK	Tonykart	RS Competition					0	-	19

Announcements

These results are provisional until the conclusion of any judicial and technical matters!
No. 230 time penalty 3 sec. / leaving corridor

Margin of Victory	Ø km/h	Best Lap Tm	km/h	Best Lap by
5.217	95,449	1:03.849	95,795	215 - Harry Webb

Official Timing www.rgmmc.com

Orbits

Timekeeping M. Wagner:

Clerk of the course Thomas Lainer:

www.mylaps.com

Steward Horst Seidel:

Chief Scrutineer Paul Klaassen:

Licensed to: Motorsport Events

Printed: 20.07.2014 14:41:28

posted at:

h



Rotax Euro Challenge 2014 Zuera/Spain

Rotax Seniors Zuera 1,699 Km

Final 20.07.2014 14:15

Race (14 Laps) started at 14:22:53

Lap	Time of Day	Lap Tm	Diff	S1 Tm	S2 Tm	S3 Tm	Lap	Time of Day	Lap Tm	Diff	S1 Tm	S2 Tm	S3 Tm
(215) Harry Webb													
1	14:23:58.793	1:05.009	+1.160	21.148	22.812	21.049	1	14:24:00.534	1:06.617	+2.551	22.698	22.989	20.930
2	14:25:02.886	1:04.093	+0.244	20.561	22.657	20.875	2	14:25:05.130	1:04.596	+0.530	20.755	22.867	20.974
3	14:26:06.781	1:03.895	+0.046	20.497	22.580	20.818	3	14:26:09.388	1:04.258	+0.192	20.665	22.776	20.817
4	14:27:10.690	1:03.909	+0.060	20.530	22.562	20.817	4	14:27:13.527	1:04.139	+0.073	20.692	22.612	20.835
5	14:28:14.563	1:03.873	+0.024	20.562	22.517	20.794	5	14:28:17.593	1:04.066		20.669	22.549	20.848
6	14:29:18.459	1:03.896	+0.047	20.534	22.521	20.841	6	14:29:21.693	1:04.100	+0.034	20.660	22.590	20.850
7	14:30:22.318	1:03.859	+0.010	20.543	22.498	20.818	7	14:30:25.908	1:04.215	+0.149	20.651	22.666	20.898
8	14:31:26.222	1:03.904	+0.055	20.483	22.559	20.862	8	14:31:30.208	1:04.300	+0.234	20.701	22.679	20.920
9	14:32:30.071	1:03.849		20.524	22.514	20.811	9	14:32:34.482	1:04.274	+0.208	20.690	22.687	20.897
10	14:33:33.937	1:03.866	+0.017	20.542	22.511	20.813	10	14:33:38.858	1:04.376	+0.310	20.773	22.701	20.902
11	14:34:37.859	1:03.922	+0.073	20.548	22.530	20.844	11	14:34:43.142	1:04.284	+0.218	20.737	22.691	20.856
12	14:35:41.776	1:03.917	+0.068	20.515	22.539	20.863	12	14:35:47.468	1:04.326	+0.260	20.741	22.656	20.929
13	14:36:46.022	1:04.246	+0.397	20.654	22.659	20.933	13	14:36:51.971	1:04.503	+0.437	20.823	22.746	20.934
14	14:37:50.904	1:04.882	+1.033	21.030	22.746	21.106	14	14:37:56.600	1:04.629	+0.563	20.855	22.804	20.970

(224) Josh Price													
1	14:24:00.735	1:06.720	+2.557	22.755	22.960	21.005	1	14:24:00.735	1:06.720	+2.557	22.755	22.960	21.005
2	14:25:05.365	1:04.630	+0.467	20.713	22.953	20.964	2	14:25:05.365	1:04.630	+0.467	20.713	22.953	20.964
3	14:26:10.107	1:04.742	+0.579	21.086	22.751	20.905	3	14:26:10.107	1:04.742	+0.579	21.086	22.751	20.905
4	14:27:14.434	1:04.327	+0.164	20.792	22.657	20.878	4	14:27:14.434	1:04.327	+0.164	20.792	22.657	20.878
5	14:28:18.810	1:04.376	+0.213	20.793	22.645	20.938	5	14:28:18.810	1:04.376	+0.213	20.793	22.645	20.938
6	14:29:23.126	1:04.316	+0.153	20.738	22.673	20.905	6	14:29:23.126	1:04.316	+0.153	20.738	22.673	20.905
7	14:30:27.289	1:04.163		20.664	22.560	20.939	7	14:30:27.289	1:04.163		20.664	22.560	20.939
8	14:31:31.606	1:04.317	+0.154	20.689	22.668	20.960	8	14:31:31.606	1:04.317	+0.154	20.689	22.668	20.960
9	14:32:35.883	1:04.277	+0.114	20.722	22.613	20.942	9	14:32:35.883	1:04.277	+0.114	20.722	22.613	20.942
10	14:33:40.277	1:04.394	+0.231	20.776	22.686	20.932	10	14:33:40.277	1:04.394	+0.231	20.776	22.686	20.932
11	14:34:44.584	1:04.307	+0.144	20.717	22.673	20.917	11	14:34:44.584	1:04.307	+0.144	20.717	22.673	20.917
12	14:35:48.839	1:04.255	+0.092	20.652	22.592	21.011	12	14:35:48.839	1:04.255	+0.092	20.652	22.592	21.011
13	14:36:53.248	1:04.409	+0.246	20.750	22.711	20.948	13	14:36:53.248	1:04.409	+0.246	20.750	22.711	20.948
14	14:37:57.622	1:04.374	+0.211	20.746	22.683	20.945	14	14:37:57.622	1:04.374	+0.211	20.746	22.683	20.945

(250) Joseph Reilly													
1	14:24:04.636	1:08.621	+4.730	23.901	23.565	21.155	1	14:24:04.636	1:08.621	+4.730	23.901	23.565	21.155
2	14:25:09.009	1:04.373	+0.482	20.893	22.751	20.729	2	14:25:09.009	1:04.373	+0.482	20.893	22.751	20.729
3	14:26:13.132	1:04.123	+0.232	20.741	22.658	20.724	3	14:26:13.132	1:04.123	+0.232	20.741	22.658	20.724
4	14:27:18.405	1:05.273	+1.382	21.575	22.916	20.782	4	14:27:18.405	1:05.273	+1.382	21.575	22.916	20.782
5	14:28:22.463	1:04.058	+0.167	20.681	22.548	20.829	5	14:28:22.463	1:04.058	+0.167	20.681	22.548	20.829
6	14:29:26.693	1:04.230	+0.339	20.702	22.807	20.721	6	14:29:26.693	1:04.230	+0.339	20.702	22.807	20.721
7	14:30:30.584	1:03.891		20.569	22.524	20.798	7	14:30:30.584	1:03.891		20.569	22.524	20.798
8	14:31:34.608	1:04.024	+0.133	20.606	22.643	20.775	8	14:31:34.608	1:04.024	+0.133	20.606	22.643	20.775
9	14:32:38.517	1:03.909	+0.018	20.581	22.505	20.823	9	14:32:38.517	1:03.909	+0.018	20.581	22.505	20.823
10	14:33:42.968	1:04.451	+0.560	20.652	22.558	21.241	10	14:33:42.968	1:04.451	+0.560	20.652	22.558	21.241
11	14:34:47.166	1:04.198	+0.307	20.634	22.730	20.834	11	14:34:47.166	1:04.198	+0.307	20.634	22.730	20.834
12	14:35:51.076	1:03.910	+0.019	20.519	22.532	20.859	12	14:35:51.076	1:03.910	+0.019	20.519	22.532	20.859
13	14:36:55.394	1:04.318	+0.427	20.630	22.523	21.165	13	14:36:55.394	1:04.318	+0.427	20.630	22.523	21.165
14	14:37:59.489	1:04.095	+0.204	20.566	22.570	20.959	14	14:37:59.489	1:04.095	+0.204	20.566	22.570	20.959

(331) Oliver Hodgson													
1	14:24:00.311	1:06.335	+1.999	22.373	23.031	20.931	1	14:24:00.311	1:06.335	+1.999	22.373	23.031	20.931
2	14:25:05.450	1:05.139	+0.803	21.055	23.188	20.896	2	14:25:05.450	1:05.139	+0.803	21.055	23.188	20.896
3	14:26:10.648	1:05.198	+0.862	21.499	22.808	20.891	3	14:26:10.648	1:05.198	+0.862	21.499	22.808	20.891
4	14:27:15.127	1:04.479	+0.143	20.812	22.698	20.969	4	14:27:15.127	1:04.479	+0.143	20.812	22.698	20.969
5	14:28:19.463	1:04.336		20.769	22.554	21.013	5	14:28:19.463	1:04.336		20.769	22.554	21.013
6	14:29:23.878	1:04.415	+0.079	20.783	22.617	21.015	6	14:29:23.878	1:04.415	+0.079	20.783	22.617	21.015
7	14:30:28.418	1:04.540	+0.204	20.922	22.620	20.998	7	14:30:28.418	1:04.540	+0.204	20.922	22.620	20.998
8	14:31:32.901	1:04.483	+0.147	20.865	22.664	20.954	8	14:31:32.901	1:04.483	+0.147	20.865	22.664	20.954
9	14:32:37.269	1:04.368	+0.032	20.763	22.614	20.991	9	14:32:37.269	1:04.368	+0.032	20.763	22.614	20.991
10	14:33:41.644	1:04.375	+0.039	20.829	22.573	20.973	10	14:33:41.644	1:04.375	+0.039	20.829	22.573	20.973
11	14:34:46.058	1:04.414	+0.078	20.867	22.578	20.969	11	14:34:46.058	1:04.414	+0.078	20.867	22.578	20.969
12	14:35:50.574	1:04.516	+0.180	20.904	22.604	21.008	12	14:35:50.574	1:04.516	+0.180	20.904	22.604	21.008
13	14:36:55.583	1:05.009	+0.673	20.875	22.644	21.490	13	14:36:55.583	1:05.009	+0.673	20.875	22.644	21.490
14	14:38:00.260	1:04.677	+0.341	20.954	22.690	21.033	14	14:38:00.260	1:04.677	+0.341	20.954	22.690	21.033

(223) Tom Grice													
1	14:24:02.939	1:08.591	+4.438	24.322	23.339	20.930	1	14:24:02.939	1:08.591	+4.438	24.322	23.339	20.930
2	14:25:07.418	1:04.479	+0.326	20.568	22.826	21.085	2	14:25:07.418	1:04.479	+0.326	20.568	22.826	21.085

(205) Edward Brand													
1	14:23:59.362	1:05.453	+1.420	21.690	22.897	20.866	1	14:23:59.362	1:05.453	+1.420	21.690	22.897	20.866
2	14:25:03.579	1:04.217	+0.184	20.653	22.739	20.825	2	14:25:03.579	1:04.217	+0.184	20.653	22.739	20.825
3	14:26:08.114	1:04.535	+0.502	20.989	22.725	20.821	3	14:26:08.114	1:04.535	+0.502	20.989	22.725	20.821
4	14:27:12.269	1:04.155	+0.122	20.655	22.705	20.795	4	14:27:12.269	1:04.155	+0.122	20.655	22.705	20.795
5	14:28:16.333	1:04.064	+0.031	20.704	22.566	20.794	5	14:28:16.333	1:04.064	+0.031	20.704	22.566	20.794
6	14:29:20.366	1:04.033		20.579	22.594	20.860	6	14:29:20.366	1:04.033		20.579	22.594	20.860
7	14:30:24.441	1:04.075	+0.042	20.584	22.639	20.852	7	14:30:24.441	1:04.075	+0.042	20.584	22.639	20.852
8	14:31:28.596	1:04.155	+0.122	20.594	22.650	20.911	8	14:31:28.596	1:04.155	+0.122	20.594	22.650	20.911
9	14:32:32.854	1:04.258	+0.225	20.647	22.742	20.869	9	14:32:32.854	1:04.258	+0.225	20.647	22.742	20.869
10	14:33:37.105	1:04.251	+0.218	20.724	22.708	20.819	10	14:33:37.105	1:04.251	+0.218	20.724	22.708	20.819
11	14:34:41.367	1:04.262	+0.229	20.748	22.700	20.814	11	14:34:41.367	1:04.262	+0.229	20.748	22.700	20.814
12	14:35:45.605	1:04.238	+0.205	20.737	22.621	20.880	12	14:35:45.605	1:04.238	+0.205	20.737	22.621	20.880
13	14:36:50.010	1:04.405	+0.372	20.783	22.703	20.919	13	14:36:50.010	1:04.405				



Rotax Euro Challenge 2014 Zuera/Spain

Rotax Seniors

Zuera 1,699 Km

Final

20.07.2014 14:15

Race (14 Laps) started at 14:22:53

Lap	Time of Day	Lap Tm	Diff	S1 Tm	S2 Tm	S3 Tm	Lap	Time of Day	Lap Tm	Diff	S1 Tm	S2 Tm	S3 Tm
3	14:26:11.956	1:04.538	+0.385	20.853	22.987	20.698	5	14:28:20.304	1:04.353		20.742	22.571	21.040
4	14:27:16.698	1:04.742	+0.589	20.913	23.075	20.754	6	14:29:24.710	1:04.406	+0.053	20.795	22.673	20.938
5	14:28:21.109	1:04.411	+0.258	20.776	22.857	20.778	7	14:30:29.168	1:04.458	+0.105	20.820	22.681	20.957
6	14:29:25.600	1:04.491	+0.338	20.836	22.817	20.838	8	14:31:33.622	1:04.454	+0.101	20.743	22.651	21.060
7	14:30:29.811	1:04.211	+0.058	20.660	22.773	20.778	9	14:32:38.093	1:04.471	+0.118	20.761	22.702	21.008
8	14:31:34.037	1:04.226	+0.073	20.628	22.816	20.782	10	14:33:43.126	1:05.033	+0.680	21.231	22.698	21.104
9	14:32:38.190	1:04.153		20.606	22.753	20.794	11	14:34:50.324	1:07.198	+2.845	22.771	23.379	21.048
10	14:33:42.676	1:04.486	+0.333	20.713	22.722	21.051	12	14:35:54.886	1:04.562	+0.209	20.827	22.701	21.034
11	14:34:47.304	1:04.628	+0.475	20.685	23.058	20.885	13	14:36:59.675	1:04.789	+0.436	20.834	22.788	21.167
12	14:35:51.608	1:04.304	+0.151	20.640	22.817	20.847	14	14:38:06.049	1:06.374	+2.021	21.766	23.155	21.453
13	14:36:56.014	1:04.406	+0.253	20.713	22.795	20.898							
14	14:38:01.080	1:05.066	+0.913	20.889	22.943	21.234							
(227) Josh White							(214) Bas De Laat						
1	14:24:02.570	1:08.086	+3.907	23.987	23.124	20.975	1	14:24:02.172	1:07.961	+3.452	23.883	23.078	21.000
2	14:25:07.252	1:04.682	+0.503	20.616	23.069	20.997	2	14:25:07.065	1:04.893	+0.384	20.620	23.386	20.887
3	14:26:11.620	1:04.368	+0.189	20.713	22.784	20.871	3	14:26:11.915	1:04.850	+0.341	20.973	22.995	20.882
4	14:27:16.948	1:05.328	+1.149	21.199	23.287	20.842	4	14:27:17.142	1:05.227	+0.718	21.075	23.297	20.855
5	14:28:21.597	1:04.649	+0.470	20.780	23.039	20.830	5	14:28:22.656	1:05.514	+1.005	20.700	23.493	21.321
6	14:29:26.098	1:04.501	+0.322	20.796	22.725	20.980	6	14:29:27.165	1:04.509		20.793	22.848	20.868
7	14:30:30.382	1:04.284	+0.105	20.718	22.666	20.900	7	14:30:32.068	1:04.903	+0.394	21.000	22.969	20.934
8	14:31:34.951	1:04.569	+0.390	20.665	22.995	20.909	8	14:31:36.608	1:04.540	+0.031	20.794	22.841	20.905
9	14:32:39.227	1:04.276	+0.097	20.683	22.693	20.900	9	14:32:41.531	1:04.923	+0.414	21.128	22.890	20.905
10	14:33:43.406	1:04.179		20.664	22.666	20.849	10	14:33:47.142	1:05.611	+1.102	21.178	23.440	20.993
11	14:34:47.876	1:04.470	+0.291	20.873	22.709	20.888	11	14:34:52.342	1:05.200	+0.691	21.279	22.955	20.966
12	14:35:52.183	1:04.307	+0.128	20.686	22.748	20.873	12	14:35:56.952	1:04.610	+0.101	20.725	22.870	21.015
13	14:36:56.489	1:04.306	+0.127	20.674	22.630	21.002	13	14:37:02.069	1:05.117	+0.608	21.118	22.998	21.001
14	14:38:01.656	1:05.167	+0.988	20.837	22.698	21.632	14	14:38:07.180	1:05.111	+0.602	20.870	23.102	21.139
(212) Pierce Lehane							(277) Max Renberg						
1	14:24:04.826	1:08.934	+4.738	24.101	23.637	21.196	1	14:24:04.001	1:08.437	+4.114	23.624	23.751	21.062
2	14:25:09.760	1:04.934	+0.738	21.177	22.954	20.803	2	14:25:08.830	1:04.829	+0.506	21.044	22.843	20.942
3	14:26:13.992	1:04.232	+0.036	20.769	22.704	20.759	3	14:26:13.878	1:05.048	+0.725	21.068	22.981	20.999
4	14:27:18.942	1:04.950	+0.754	20.849	23.293	20.808	4	14:27:19.186	1:05.308	+0.985	21.042	23.323	20.943
5	14:28:23.138	1:04.196		20.749	22.639	20.808	5	14:28:23.509	1:04.323		20.747	22.755	20.821
6	14:29:27.503	1:04.365	+0.169	20.695	22.731	20.939	6	14:29:28.024	1:04.515	+0.192	20.726	22.814	20.975
7	14:30:32.620	1:05.117	+0.921	21.175	23.021	20.921	7	14:30:32.976	1:04.952	+0.629	20.807	23.139	21.006
8	14:31:37.025	1:04.405	+0.209	20.751	22.683	20.971	8	14:31:37.494	1:04.518	+0.195	20.834	22.781	20.903
9	14:32:41.653	1:04.628	+0.432	20.800	22.915	20.913	9	14:32:42.020	1:04.526	+0.203	20.790	22.846	20.890
10	14:33:46.994	1:05.341	+1.145	20.988	22.999	21.354	10	14:33:47.078	1:05.058	+0.735	20.781	23.181	21.096
11	14:34:51.650	1:04.656	+0.460	20.908	22.811	20.937	11	14:34:52.644	1:05.566	+1.243	21.221	23.345	21.000
12	14:35:55.995	1:04.345	+0.149	20.768	22.659	20.918	12	14:35:57.070	1:04.426	+0.103	20.665	22.794	20.967
13	14:37:00.369	1:04.374	+0.178	20.747	22.663	20.964	13	14:37:02.187	1:05.117	+0.794	21.080	23.041	20.996
14	14:38:05.581	1:05.212	+1.016	20.928	23.121	21.163	14	14:38:07.663	1:05.476	+1.153	20.900	23.043	21.533
(307) Lukasz Bartoszuk							(319) Xavier Pozzoli						
1	14:24:04.083	1:09.808	+5.658	24.706	23.794	21.308	1	14:24:01.299	1:07.089	+2.562	22.970	23.169	20.950
2	14:25:08.446	1:04.363	+0.213	20.786	22.691	20.886	2	14:25:06.115	1:04.816	+0.289	21.110	22.797	20.909
3	14:26:12.836	1:04.390	+0.240	20.662	22.888	20.840	3	14:26:10.941	1:04.826	+0.299	21.029	22.791	21.006
4	14:27:18.732	1:05.896	+1.746	21.800	23.222	20.874	4	14:27:15.800	1:04.859	+0.332	21.193	22.744	20.922
5	14:28:22.882	1:04.150		20.712	22.657	20.781	5	14:28:20.886	1:05.086	+0.559	21.434	22.791	20.861
6	14:29:27.405	1:04.523	+0.373	20.815	22.738	20.970	6	14:29:27.730	1:06.844	+2.317	22.729	23.206	20.909
7	14:30:32.421	1:05.016	+0.866	21.191	22.765	21.060	7	14:30:32.864	1:05.134	+0.607	21.027	23.076	21.031
8	14:31:36.790	1:04.369	+0.219	20.743	22.735	20.891	8	14:31:37.645	1:04.781	+0.254	21.163	22.669	20.949
9	14:32:41.318	1:04.528	+0.378	20.858	22.735	20.935	9	14:32:42.419	1:04.774	+0.247	21.110	22.757	20.907
10	14:33:46.177	1:04.859	+0.709	20.824	23.053	20.982	10	14:33:47.603	1:05.184	+0.657	21.178	23.022	20.984
11	14:34:50.836	1:04.659	+0.509	20.874	22.869	20.916	11	14:34:53.002	1:05.399	+0.872	21.207	23.114	21.078
12	14:35:55.375	1:04.539	+0.389	20.930	22.678	20.931	12	14:35:57.529	1:04.527		20.912	22.675	20.940
13	14:36:59.915	1:04.540	+0.390	20.829	22.673	21.038	13	14:37:02.571	1:05.042	+0.515	21.262	22.832	20.948
14	14:38:05.939	1:06.024	+1.874	21.416	23.390	21.218	14	14:38:08.040	1:05.469	+0.942	21.250	22.983	21.236
(204) Martin Mortensen							(289) Brett Ward						
1	14:24:01.240	1:07.184	+2.831	22.859	23.344	20.981	1	14:24:04.249	1:09.207	+4.696	24.265	23.693	21.249
2	14:25:06.820	1:05.580	+1.227	21.502	23.138	20.940	2	14:25:09.357	1:05.108	+0.597	21.603	22.670	20.835
3	14:26:11.339	1:04.519	+0.166	20.772	22.750	20.997	3	14:26:14.344	1:04.987	+0.476	21.272	22.800	20.915
4	14:27:15.951	1:04.612	+0.259	20.973	22.713	20.926	4	14:27:19.496	1:05.152	+0.641	20.891	23.317	20.944
							5	14:28:24.173	1:04.677	+0.166	21.053	22.726	20.898
							6	14:29:28.920	1:04.747	+0.236	20.961	22.824	20.962

Timekeeping M. Wagner:



Clerk of the course Thomas Lainer:

www.mylaps.com

Steward Horst Seidel:

Chief Scrutineer Paul Klaassen:

Licensed to: Motorsport Events

Rotax Euro Challenge 2014 Zuera/Spain

Rotax Seniors

Zuera 1,699 Km

Final

20.07.2014 14:15

Race (14 Laps) started at 14:22:53

Lap	Time of Day	Lap Tm	Diff	S1 Tm	S2 Tm	S3 Tm	Lap	Time of Day	Lap Tm	Diff	S1 Tm	S2 Tm	S3 Tm
7	14:30:33.431	1:04.511		20.792	22.732	20.987	9	14:32:48.645	1:04.600	+0.165	20.886	22.697	21.017
8	14:31:38.048	1:04.617	+0.106	20.806	22.815	20.996	10	14:33:53.298	1:04.653	+0.218	20.864	22.695	21.094
9	14:32:42.828	1:04.780	+0.269	21.020	22.788	20.972	11	14:34:58.046	1:04.748	+0.313	20.927	22.695	21.126
10	14:33:47.505	1:04.677	+0.166	20.837	22.864	20.976	12	14:36:02.743	1:04.697	+0.262	20.939	22.661	21.097
11	14:34:52.900	1:05.395	+0.884	21.195	23.138	21.062	13	14:37:07.486	1:04.743	+0.308	21.021	22.675	21.047
12	14:35:57.991	1:05.091	+0.580	21.222	22.835	21.034	14	14:38:12.371	1:04.885	+0.450	21.050	22.685	21.150
13	14:37:02.974	1:04.983	+0.472	20.929	22.933	21.121	(255) Michael Cool						
14	14:38:08.151	1:05.177	+0.666	20.980	23.044	21.153	1	14:24:05.017	1:10.076	+5.339	25.202	23.645	21.229
(283) Jonathan Aberdein						2	14:25:11.014	1:05.997	+1.260	21.162	23.514	21.321	
1	14:24:04.995	1:09.468	+5.242	24.243	23.531	21.694	3	14:26:17.113	1:06.099	+1.362	21.606	23.299	21.194
2	14:25:10.957	1:05.962	+1.736	21.692	23.121	21.149	4	14:27:22.366	1:05.253	+0.516	20.898	22.993	21.362
3	14:26:17.260	1:06.303	+2.077	21.818	23.225	21.260	5	14:28:28.167	1:05.801	+1.064	21.246	23.121	21.434
4	14:27:23.296	1:06.036	+1.810	21.759	23.086	21.191	6	14:29:33.995	1:05.828	+1.091	21.601	23.202	21.025
5	14:28:27.896	1:04.600	+0.374	20.687	22.817	21.096	7	14:30:39.374	1:05.379	+0.642	20.868	23.264	21.247
6	14:29:32.405	1:04.509	+0.283	20.662	22.775	21.072	8	14:31:44.730	1:05.356	+0.619	21.343	22.907	21.106
7	14:30:36.689	1:04.284	+0.058	20.605	22.660	21.019	9	14:32:49.467	1:04.737		20.861	22.897	20.979
8	14:31:40.931	1:04.242	+0.016	20.669	22.635	20.938	10	14:33:54.229	1:04.762	+0.025	20.825	22.912	21.025
9	14:32:45.197	1:04.266	+0.040	20.658	22.644	20.964	11	14:34:59.297	1:05.068	+0.331	20.814	22.945	21.309
10	14:33:50.741	1:05.544	+1.318	21.409	23.098	21.037	12	14:36:04.822	1:05.525	+0.788	21.050	23.208	21.267
11	14:34:54.967	1:04.226		20.688	22.604	20.934	13	14:37:09.759	1:04.937	+0.200	20.800	22.931	21.206
12	14:35:59.221	1:04.254	+0.028	20.631	22.652	20.971	14	14:38:14.730	1:04.971	+0.234	20.923	22.864	21.184
13	14:37:03.598	1:04.377	+0.151	20.633	22.647	21.097	(230) Alessandro Trombelli						
14	14:38:09.097	1:05.499	+1.273	21.574	22.902	21.023	1	14:24:03.611		+4.160	23.990	23.520	21.109
(260) Sam Smelt						2	14:25:08.070	1:04.459		20.781	22.709	20.969	
1	14:24:05.109	1:08.973	+4.519	24.101	23.727	21.145	3	14:26:12.685	1:04.615	+0.156	20.801	22.786	21.028
2	14:25:10.489	1:05.380	+0.926	21.208	23.210	20.962	4	14:27:19.403	1:06.718	+2.259	22.025	23.685	21.008
3	14:26:15.144	1:04.655	+0.201	20.875	22.809	20.971	5	14:28:24.032	1:04.629	+0.170	20.886	22.731	21.012
4	14:27:19.932	1:04.788	+0.334	20.917	22.815	21.056	6	14:29:29.270	1:05.238	+0.779	21.242	22.859	21.137
5	14:28:24.386	1:04.454		20.789	22.735	20.930	7	14:30:33.986	1:04.716	+0.257	20.885	22.699	21.132
6	14:29:29.517	1:05.131	+0.677	21.298	22.854	20.979	8	14:31:39.934	1:05.948	+1.489	21.678	23.085	21.185
7	14:30:34.139	1:04.622	+0.168	20.836	22.738	21.048	9	14:32:44.967	1:05.033	+0.574	20.947	22.931	21.155
8	14:31:39.565	1:05.426	+0.972	21.520	22.835	21.071	10	14:33:51.021	1:06.054	+1.595	21.566	23.072	21.416
9	14:32:44.303	1:04.738	+0.284	20.850	22.815	21.073	11	14:34:56.009	1:04.988	+0.529	20.990	22.818	21.180
10	14:33:49.100	1:04.797	+0.343	20.883	22.807	21.107	12	14:36:01.402	1:05.393	+0.934	21.262	22.872	21.259
11	14:34:53.921	1:04.821	+0.367	20.881	22.798	21.142	13	14:37:06.589	1:05.187	+0.728	21.122	22.802	21.263
12	14:35:58.548	1:04.627	+0.173	20.817	22.735	21.075	14	14:38:11.889	1:05.300	+0.841	21.171	22.885	21.244
13	14:37:03.460	1:04.912	+0.458	20.880	22.906	21.126	(286) Victor Oberg						
14	14:38:09.580	1:06.120	+1.666	21.692	23.278	21.150	1	14:24:05.698	1:10.581	+5.881	25.523	24.009	21.049
(225) Constantin Schoell						2	14:25:11.169	1:05.471	+0.771	21.402	22.875	21.194	
1	14:24:09.546	1:15.193	+10.706	30.778	23.389	21.026	3	14:26:18.958	1:07.789	+3.089	23.324	23.503	20.962
2	14:25:14.265	1:04.719	+0.232	20.790	22.994	20.935	4	14:27:23.895	1:04.937	+0.237	21.253	22.778	20.906
3	14:26:18.981	1:04.716	+0.229	20.884	22.966	20.866	5	14:28:28.673	1:04.778	+0.078	21.082	22.777	20.919
4	14:27:23.468	1:04.487		20.778	22.785	20.924	6	14:29:34.130	1:05.457	+0.757	21.344	23.089	21.024
5	14:28:28.398	1:04.930	+0.443	20.825	23.166	20.939	7	14:30:41.031	1:06.901	+2.201	21.125	24.286	21.490
6	14:29:33.267	1:04.869	+0.382	21.050	22.894	20.925	8	14:31:45.868	1:04.837	+0.137	21.150	22.768	20.919
7	14:30:37.872	1:04.605	+0.118	20.726	22.915	20.964	9	14:32:50.661	1:04.793	+0.093	21.051	22.784	20.958
8	14:31:42.406	1:04.534	+0.047	20.757	22.835	20.942	10	14:33:55.641	1:04.980	+0.280	21.236	22.769	20.975
9	14:32:47.013	1:04.607	+0.120	20.781	22.859	20.967	11	14:35:00.560	1:04.919	+0.219	21.044	22.817	21.058
10	14:33:51.575	1:04.562	+0.075	20.827	22.819	20.916	12	14:36:05.260	1:04.700		20.997	22.760	20.943
11	14:34:56.070	1:04.495	+0.008	20.781	22.754	20.960	13	14:37:10.511	1:05.251	+0.551	21.300	22.902	21.049
12	14:36:00.835	1:04.765	+0.278	20.941	22.841	20.983	14	14:38:15.290	1:04.779	+0.079	20.942	22.816	21.021
13	14:37:05.585	1:04.750	+0.263	20.828	22.886	21.036	(228) Nicolas Picot						
14	14:38:10.366	1:04.781	+0.294	20.911	22.835	21.035	1	14:24:06.140	1:11.343	+6.618	25.366	24.787	21.190
(327) Jack Aitken						2	14:25:12.695	1:06.555	+1.830	21.950	23.523	21.082	
1	14:24:11.084	1:16.629	+12.194	32.506	22.900	21.223	3	14:26:18.135	1:05.440	+0.715	21.138	23.087	21.215
2	14:25:15.734	1:04.650	+0.215	20.844	22.756	21.050	4	14:27:23.386	1:05.251	+0.526	20.949	22.922	21.380
3	14:26:20.523	1:04.789	+0.354	20.963	22.729	21.097	5	14:28:28.530	1:05.144	+0.419	20.774	23.405	20.965
4	14:27:25.212	1:04.689	+0.254	20.931	22.741	21.017	6	14:29:33.733	1:05.203	+0.478	21.166	23.024	21.013
5	14:28:29.647	1:04.435		20.804	22.696	20.935	7	14:30:39.543	1:05.810	+1.085	21.183	23.534	21.093
6	14:29:34.413	1:04.766	+0.331	20.785	22.929	21.052	8	14:31:44.657	1:05.114	+0.389	21.091	22.921	21.102
7	14:30:39.430	1:05.017	+0.582	20.780	23.191	21.046	9	14:32:50.154	1:05.497	+0.772	21.490	23.068	20.939
8	14:31:44.045	1:04.615	+0.180	20.758	22.700	21.157	10	14:33:54.879	1:04.725		20.904	22.864	20.957





Rotax Euro Challenge 2014 Zuera/Spain

Rotax Seniors

Zuera 1,699 Km

Final

20.07.2014 14:15

Race (14 Laps) started at 14:22:53

Lap	Time of Day	Lap Tm	Diff	S1 Tm	S2 Tm	S3 Tm	Lap	Time of Day	Lap Tm	Diff	S1 Tm	S2 Tm	S3 Tm	
11	14:34:59.642	1:04.763	+0.038	20.874	22.857	21.032	13	14:37:15.994	1:05.026	+0.619	21.122	22.768	21.136	
12	14:36:04.963	1:05.321	+0.596	20.940	23.334	21.047	14	14:38:21.447	1:05.453	+1.046	21.014	23.136	21.303	
13	14:37:10.721	1:05.758	+1.033	21.726	23.010	21.022								
14	14:38:15.501	1:04.780	+0.055	20.897	22.839	21.044								
(308) Dionisios Marcu							(220) Abdullah Al Rawahi							
1	14:24:06.225	1:10.261	+5.469	24.541	24.608	21.112	1	14:24:25.843	1:31.423	+26.519	46.380	23.849	21.194	
2	14:25:11.927	1:05.702	+0.910	21.713	22.912	21.077	2	14:25:31.057	1:05.214	+0.310	21.083	22.926	21.205	
3	14:26:17.316	1:05.389	+0.597	21.454	22.944	20.991	3	14:26:36.077	1:05.020	+0.116	21.026	22.902	21.092	
4	14:27:22.478	1:05.162	+0.370	21.276	22.789	21.097	4	14:27:41.175	1:05.098	+0.194	21.247	22.794	21.057	
5	14:28:28.095	1:05.617	+0.825	21.052	23.237	21.328	5	14:28:46.079	1:04.904		21.122	22.744	21.038	
6	14:29:34.476	1:06.381	+1.589	22.037	23.371	20.973	6	14:29:51.023	1:04.944	+0.040	21.090	22.802	21.052	
7	14:30:39.827	1:05.351	+0.559	20.870	23.421	21.060	7	14:30:56.058	1:05.035	+0.131	21.055	22.834	21.146	
8	14:31:44.961	1:05.134	+0.342	20.997	23.026	21.111	8	14:32:01.120	1:05.062	+0.158	21.137	22.850	21.075	
9	14:32:49.807	1:04.846	+0.054	21.117	22.756	20.973	9	14:33:06.491	1:05.371	+0.467	21.151	23.113	21.107	
10	14:33:54.599	1:04.792		20.887	22.750	21.155	10	14:34:11.437	1:04.946	+0.042	21.050	22.848	21.048	
11	14:34:59.419	1:04.820	+0.028	20.865	22.808	21.147	11	14:35:16.548	1:05.111	+0.207	21.131	22.877	21.103	
12	14:36:04.907	1:05.488	+0.696	20.969	23.415	21.104	12	14:36:21.536	1:04.988	+0.084	21.108	22.686	21.194	
13	14:37:10.982	1:06.075	+1.283	21.867	23.089	21.119	13	14:37:27.198	1:05.662	+0.758	21.363	23.033	21.266	
14	14:38:15.932	1:04.950	+0.158	20.911	22.784	21.255	14	14:38:32.812	1:05.614	+0.710	21.340	22.982	21.292	
(218) Petr Bezel							(210) Luke Varley							
1	14:24:06.525	1:11.744	+7.007	27.174	23.507	21.063	1	14:24:01.054	1:06.924	+2.566	22.973	23.051	20.900	
2	14:25:12.428	1:05.903	+1.166	21.559	23.336	21.008	2	14:25:05.597	1:04.543	+0.185	20.715	22.965	20.863	
3	14:26:22.298	1:09.870	+5.133	24.253	24.349	21.268	3	14:26:11.051	1:05.454	+1.096	21.198	22.862	21.394	
4	14:27:27.482	1:05.184	+0.447	21.164	22.765	21.255	4	14:27:16.405	1:05.354	+0.996	21.704	22.809	20.841	
5	14:28:32.249	1:04.767	+0.030	20.928	22.686	21.153	5	14:28:21.841	1:05.436	+1.078	21.226	23.302	20.908	
6	14:29:37.087	1:04.838	+0.101	20.918	22.743	21.177	6	14:29:26.999	1:05.158	+0.800	21.228	23.071	20.859	
7	14:30:42.001	1:04.914	+0.177	20.958	22.810	21.146	7	14:30:31.657	1:04.658	+0.300	21.042	22.771	20.845	
8	14:31:46.738	1:04.737		20.881	22.689	21.167	8	14:31:36.015	1:04.358		20.818	22.675	20.865	
9	14:32:51.566	1:04.828	+0.091	20.941	22.733	21.154	9	14:32:40.948	1:04.933	+0.575	21.150	22.932	20.851	
10	14:33:56.451	1:04.885	+0.148	20.966	22.741	21.178	10	14:33:46.856	1:05.908	+1.550	21.131	23.711	21.066	
11	14:35:01.318	1:04.867	+0.130	20.911	22.752	21.204	(226) Jessica Backman							
12	14:36:06.373	1:05.055	+0.318	20.994	22.827	21.234	1	14:24:05.833	1:10.372	+4.932	24.956	24.412	21.004	
13	14:37:11.454	1:05.081	+0.344	21.114	22.777	21.190	2	14:25:11.273	1:05.440		21.352	22.888	21.200	
14	14:38:16.635	1:05.181	+0.444	21.107	22.787	21.287								
(248) Philip Vollstedt														
1	14:24:19.456	1:24.464	+20.023	39.715	23.647	21.102								
2	14:25:24.254	1:04.798	+0.357	20.839	22.863	21.096								
3	14:26:28.850	1:04.596	+0.155	20.777	22.826	20.993								
4	14:27:33.566	1:04.716	+0.275	20.954	22.778	20.984								
5	14:28:38.138	1:04.572	+0.131	20.801	22.767	21.004								
6	14:29:42.579	1:04.441		20.774	22.734	20.933								
7	14:30:47.236	1:04.657	+0.216	20.815	22.791	21.051								
8	14:31:52.131	1:04.895	+0.454	20.886	22.925	21.084								
9	14:32:56.716	1:04.585	+0.144	20.791	22.848	20.946								
10	14:34:01.269	1:04.553	+0.112	20.854	22.673	21.026								
11	14:35:05.831	1:04.562	+0.121	20.797	22.747	21.018								
12	14:36:10.422	1:04.591	+0.150	20.786	22.723	21.082								
13	14:37:15.198	1:04.776	+0.335	20.949	22.778	21.049								
14	14:38:19.846	1:04.648	+0.207	20.870	22.753	21.025								
(306) Max Aitken														
1	14:24:03.183	1:08.559	+4.152	23.931	23.579	21.049								
2	14:25:07.782	1:04.599	+0.192	20.738	22.836	21.025								
3	14:26:12.356	1:04.574	+0.167	20.821	22.841	20.912								
4	14:27:17.354	1:04.998	+0.591	20.889	23.120	20.989								
5	14:28:22.098	1:04.744	+0.337	20.871	22.931	20.942								
6	14:29:26.637	1:04.539	+0.132	20.776	22.740	21.023								
7	14:30:44.087	1:17.450	+13.043	21.687	22.928	32.835								
8	14:31:52.654	1:08.567	+4.160	21.655	25.931	20.981								
9	14:32:57.061	1:04.407		20.703	22.802	20.902								
10	14:34:01.694	1:04.633	+0.226	21.013	22.633	20.987								
11	14:35:06.364	1:04.670	+0.263	20.917	22.772	20.981								
12	14:36:10.968	1:04.604	+0.197	20.812	22.696	21.096								

Timekeeping M. Wagner:



Clerk of the course Thomas Lainer:

www.mylaps.com

Steward Horst Seidel:

Chief Scrutineer Paul Klaassen:

Licensed to: Motorsport Events



Rotax Euro Challenge 2014 Zuera/Spain

ROTAX DD2

Zuera 1,699 Km

Free Practice 1

18.07.2014 11:45

Practice (10:00 Time) started at 11:45:00

Pos	No.	Name	Nat.	Chassis	Race Team	Laps	Best Tm	Diff	Gap	In Lap	km/h
1	626	Anthony Abbasse	FRA	Sodikart	Sodikart	6	1:02.616			4	97,681
2	602	Sean Babington	GBR	Tonykart	Strawberry Racing	6	1:02.688	0.072	0.072	4	97,569
3	605	Xen De Ruwe	BEL	Intrepid	Intrepid Driver Program	9	1:02.870	0.254	0.182	3	97,286
4	611	Andreas Backman	SWE	Tonykart	Strawberry Racing	9	1:02.924	0.308	0.054	9	97,203
5	621	Haralds Garkaklis	LVA	Gillard	MRG Racing	9	1:02.943	0.327	0.019	8	97,174
6	639	Henrique Baptista	PRT	FA	Dan Holland Racing	8	1:03.027	0.411	0.084	5	97,044
7	661	Filippos Kalesis	GRC	DR	VPDR	8	1:03.124	0.508	0.097	5	96,895
8	660	Damien Vuillaume	FRA	Flandria Kart	Flandria Competition Kart	9	1:03.156	0.540	0.032	5	96,846
9	620	Joshua Collings	GBR	CRG	Msport Karting	9	1:03.159	0.543	0.003	8	96,841
10	608	Kevin Ludi	GBR	Kosmic	Spirit Karting	8	1:03.166	0.550	0.007	2	96,831
11	638	Michael E Christensen	DNK	Tonykart	RS Competition	9	1:03.181	0.565	0.015	8	96,808
12	616	Maxi Fleischmann	DEU	Praga	Praga Racing Team	4	1:03.204	0.588	0.023	2	96,772
13	641	Bryan Eerden	NLD	CRG	PSL Karting	8	1:03.223	0.607	0.019	8	96,743
14	604	Ferenc Kancsar	HUN	Birel	KMS Birel Motorsport	8	1:03.253	0.637	0.030	5	96,697
15	653	Julien Renaudin	FRA	Sodikart	KPR	9	1:03.315	0.699	0.062	8	96,603
16	651	Tamsin Germain (M)	GBR	Gillard	DG Racing	8	1:03.322	0.706	0.007	4	96,592
17	633	Martin Pierce (M)	IRL	Praga	Praga Racing Team	7	1:03.445	0.829	0.123	5	96,405
18	679	Fred Woodley	CAN	Maranello	Maranello Kart	8	1:03.482	0.866	0.037	7	96,349
19	623	Sanad Al Rawahi	OMN	DR	Msport Karting	9	1:03.591	0.975	0.109	8	96,183
20	650	Dario Santoro	ITA	Maranello	Maranello Kart	4	1:03.601	0.985	0.010	4	96,168
21	681	Milan Dontje	NLD	CRG	CRG SPA	8	1:03.616	1.000	0.015	8	96,146
22	601	Ben Cooper	CAN	Birel	KMS Birel Motorsport	1	1:03.748	1.132	0.132	1	95,947
23	655	Christophe Adams (M)	BEL	Kosmic	Sonic Racing Kart	5	1:03.860	1.244	0.112	5	95,778
24	665	Jordan Lennox Lamb	GBR	CRG	CRG S.P.A.	8	1:04.164	1.548	0.304	8	95,324
25	628	Franck Rouxel (M)	FRA	Sodikart	Sodi Shop	7	1:04.529	1.913	0.365	4	94,785
26	675	Alessandro Bizzotto	CAN	CRG	CRG S.P.A.	4	1:04.586	1.970	0.057	2	94,702
27	680	Sergey Zagumennov (M)	RUS	Art GP	Art GP Official Team	8	1:04.650	2.034	0.064	7	94,608
28	612	Patrick Pearce	GBR	Flandria Kart	Flandria Competition Kart	8	1:04.751	2.135	0.101	7	94,460
29	678	Senna Noor	IDN	CRG	PSL Karting/Riser Shadaff M					0	-
30	637	Cristobal Garcia Ramos	ESP	Kosmic	Binakart Competicion					0	-

Announcements

No. 616 without transponder / timed by photocell



Rotax Euro Challenge 2014 Zuera/Spain

ROTAX DD2

Zuera 1,699 Km

Free Practice 1

18.07.2014 11:45

Practice (10:00 Time) started at 11:45:00

Lap	Time of Day	Lap Tm	Diff	S1 Tm	S2 Tm	S3 Tm	Lap	Time of Day	Lap Tm	Diff	S1 Tm	S2 Tm	S3 Tm
(626) Anthony Abbasse													
1	11:47:53.776	1:03.393	+0.777	20.328	22.555	20.510	6	11:53:04.595	1:03.278	+0.154	20.222	22.472	20.584
2	11:48:56.504	1:02.728	+0.112	20.019	22.334	20.375	7	11:54:07.945	1:03.350	+0.226	20.343	22.415	20.592
3	11:49:59.158	1:02.654	+0.038	19.948	22.317	20.389	8	11:55:12.015	1:04.070	+0.946	21.072	22.344	20.654
4	11:51:01.774	1:02.616		19.980	22.243	20.393	(660) Damien Vuillaume						
5	11:52:22.018	1:20.244	+17.628	20.120	32.592	27.532	1	11:47:28.514	1:04.317	+1.161	21.080	22.696	20.541
6	11:55:24.929	3:02.911	+2:00.295	20.033	22.214	20.352	2	11:48:31.926	1:03.412	+0.256	20.305	22.502	20.605
(602) Sean Babington													
1	11:47:57.288	1:03.481	+0.793	20.309	22.677	20.495	3	11:49:35.383	1:03.457	+0.301	20.397	22.438	20.622
2	11:49:00.536	1:03.248	+0.560	20.399	22.392	20.457	4	11:50:38.675	1:03.292	+0.136	20.212	22.458	20.622
3	11:50:03.304	1:02.768	+0.080	19.993	22.297	20.478	5	11:51:41.831	1:03.156		20.189	22.393	20.574
4	11:51:05.992	1:02.688		19.957	22.289	20.442	6	11:52:45.056	1:03.225	+0.069	20.263	22.403	20.559
5	11:54:18.079	3:12.087	+2:09.399	20.000	22.354	20.455	7	11:53:48.740	1:03.684	+0.528	20.353	22.671	20.660
6	11:55:21.026	1:02.947	+0.259	19.936	22.232	20.779	8	11:54:51.993	1:03.253	+0.097	20.160	22.515	20.578
(605) Xen De Ruwe													
1	11:47:32.822	1:06.222	+3.352	21.634	23.707	20.881	9	11:55:55.286	1:03.293	+0.137	20.145	22.477	20.671
2	11:48:36.037	1:03.215	+0.345	20.200	22.531	20.484	(620) Joshua Collings						
3	11:49:38.907	1:02.870		20.054	22.358	20.458	1	11:47:30.219	1:04.455	+1.296	20.685	23.149	20.621
4	11:50:42.087	1:03.180	+0.310	20.099	22.554	20.527	2	11:48:33.718	1:03.499	+0.340	20.167	22.705	20.627
5	11:51:45.132	1:03.045	+0.175	20.145	22.425	20.475	3	11:49:37.401	1:03.683	+0.524	20.484	22.592	20.607
6	11:52:48.123	1:02.991	+0.121	19.978	22.408	20.605	4	11:50:40.792	1:03.391	+0.232	20.187	22.633	20.571
7	11:53:51.172	1:03.049	+0.179	20.030	22.466	20.553	5	11:51:44.589	1:03.797	+0.638	20.334	22.887	20.576
8	11:54:54.121	1:02.949	+0.079	19.994	22.362	20.593	6	11:52:48.189	1:03.600	+0.441	20.201	22.528	20.871
9	11:55:57.099	1:02.978	+0.108	20.036	22.315	20.627	7	11:53:51.669	1:03.480	+0.321	20.371	22.579	20.530
(611) Andreas Backman													
1	11:47:24.968	1:03.726	+0.802	20.319	22.708	20.699	8	11:54:54.828	1:03.159		20.133	22.512	20.514
2	11:48:28.478	1:03.510	+0.586	20.245	22.606	20.659	9	11:55:58.033	1:03.205	+0.046	20.122	22.547	20.536
3	11:49:32.200	1:03.722	+0.798	20.228	22.895	20.599	(608) Kevin Ludi						
4	11:50:35.276	1:03.076	+0.152	20.028	22.382	20.666	1	11:47:39.531	1:04.355	+1.189	20.973	22.729	20.653
5	11:51:38.338	1:03.062	+0.138	20.106	22.415	20.541	2	11:48:42.697	1:03.166		20.054	22.511	20.601
6	11:52:41.467	1:03.129	+0.205	20.094	22.443	20.592	3	11:49:45.901	1:03.204	+0.038	20.048	22.499	20.657
7	11:53:44.548	1:03.081	+0.157	20.147	22.384	20.550	4	11:50:50.593	1:04.692	+1.526	20.096	23.003	21.593
8	11:54:47.592	1:03.044	+0.120	20.032	22.387	20.625	5	11:51:57.129	1:06.536	+3.370	20.097	22.735	23.704
9	11:55:50.516	1:02.924		20.098	22.327	20.499	6	11:53:00.361	1:03.232	+0.066	20.148	22.480	20.604
(621) Haralds Garkaklis													
1	11:47:16.723	1:03.831	+0.888	20.313	22.776	20.742	7	11:54:03.950	1:03.589	+0.423	19.996	22.912	20.681
2	11:48:19.983	1:03.260	+0.317	20.138	22.533	20.589	8	11:55:07.166	1:03.216	+0.050	20.060	22.483	20.673
3	11:49:23.398	1:03.415	+0.472	20.105	22.678	20.632	(638) Michael E Christensen						
4	11:50:26.514	1:03.116	+0.173	20.045	22.512	20.559	1	11:47:26.131	1:04.455	+1.274	20.796	22.631	21.028
5	11:51:29.716	1:03.202	+0.259	20.131	22.472	20.599	2	11:48:30.054	1:03.923	+0.742	20.655	22.681	20.587
6	11:52:32.699	1:02.983	+0.040	20.088	22.396	20.499	3	11:49:34.108	1:04.054	+0.873	20.898	22.525	20.631
7	11:53:35.681	1:02.982	+0.039	20.051	22.427	20.504	4	11:50:37.372	1:03.264	+0.083	20.327	22.398	20.539
8	11:54:38.624	1:02.943		19.997	22.382	20.564	5	11:51:40.813	1:03.441	+0.260	20.297	22.486	20.658
9	11:55:41.650	1:03.026	+0.083	20.104	22.320	20.602	6	11:52:44.007	1:03.194	+0.013	20.170	22.401	20.623
(639) Henrique Baptista													
1	11:47:48.570	1:19.242	+16.215	30.923	27.177	21.142	7	11:53:47.265	1:03.258	+0.077	20.164	22.438	20.656
2	11:48:51.972	1:03.402	+0.375	20.136	22.680	20.586	8	11:54:50.446	1:03.181		20.103	22.436	20.642
3	11:49:55.328	1:03.356	+0.329	19.958	22.883	20.515	9	11:55:53.669	1:03.223	+0.042	20.151	22.396	20.676
4	11:50:58.631	1:03.303	+0.276	20.217	22.532	20.554	(616) Maxi Fleischmann						
5	11:52:01.658	1:03.027		19.981	22.340	20.706	1	11:48:43.425	1:03.254	+0.050			
6	11:53:05.046	1:03.388	+0.361	20.019	22.581	20.788	2	11:49:46.629	1:03.204				
7	11:54:08.230	1:03.184	+0.157	20.062	22.542	20.580	3	11:50:49.956	1:03.327	+0.123			
8	11:55:11.365	1:03.135	+0.108	20.061	22.414	20.660	4	11:51:56.455	1:06.499	+3.295			
(661) Filippos Kalesis													
1	11:47:47.527	1:04.013	+0.889	20.268	23.033	20.712	(641) Bryan Eerden						
2	11:48:50.874	1:03.347	+0.223	20.186	22.452	20.709	1	11:47:25.435	1:04.063	+0.840	20.351	22.758	20.954
3	11:49:54.809	1:03.935	+0.811	20.192	23.193	20.550	2	11:48:28.763	1:03.328	+0.105	20.066	22.636	20.626
4	11:50:58.193	1:03.384	+0.260	20.257	22.459	20.668	3	11:49:32.632	1:03.869	+0.646	20.039	22.680	21.150
5	11:52:01.317	1:03.124		20.177	22.372	20.575	4	11:50:36.017	1:03.385	+0.162	20.085	22.578	20.722
(604) Ferenc Kancsar													
1	11:47:28.376	1:04.228	+0.975	20.787	22.632	20.809	5	11:51:39.356	1:03.339	+0.116	20.113	22.563	20.663
2	11:48:32.399	1:04.023	+0.770	20.543	22.792	20.688	6	11:52:42.772	1:03.416	+0.193	20.107	22.558	20.751
							7	11:53:46.207	1:03.435	+0.212	20.122	22.647	20.666
							8	11:54:49.430	1:03.223		20.062	22.513	20.648

Timekeeping M. Wagner:



Clerk of the course Thomas Lainer:

www.mylaps.com

Steward Horst Seidel:

Chief Scrutineer Paul Klaassen:

Licensed to: Motorsport Events



Rotax Euro Challenge 2014 Zuera/Spain

ROTAX DD2

Zuera 1,699 Km

Free Practice 1

18.07.2014 11:45

Practice (10:00 Time) started at 11:45:00

Lap	Time of Day	Lap Tm	Diff	S1 Tm	S2 Tm	S3 Tm
3	11:49:35.975	1:03.576	+0.323	20.216	22.575	20.785
4	11:50:39.328	1:03.353	+0.100	20.172	22.467	20.714
5	11:51:42.581	1:03.253		20.125	22.436	20.692
6	11:52:45.888	1:03.307	+0.054	20.173	22.447	20.687
7	11:53:49.358	1:03.470	+0.217	20.213	22.590	20.667
8	11:54:52.692	1:03.334	+0.081	20.132	22.567	20.635

Lap	Time of Day	Lap Tm	Diff	S1 Tm	S2 Tm	S3 Tm
2	11:48:44.306	1:03.751	+0.135	20.276	22.711	20.764
3	11:49:48.475	1:04.169	+0.553	20.623	22.749	20.797
4	11:50:52.362	1:03.887	+0.271	20.285	22.762	20.840
5	11:51:56.046	1:03.684	+0.068	20.211	22.666	20.807
6	11:52:59.784	1:03.738	+0.122	20.335	22.681	20.722
7	11:54:04.319	1:04.535	+0.919	20.477	23.249	20.809
8	11:55:07.935	1:03.616		20.247	22.656	20.713

(653) Julien Renaudin

1	11:47:25.825	1:04.149	+0.834	20.422	22.896	20.831
2	11:48:29.639	1:03.814	+0.499	20.421	22.697	20.696
3	11:49:33.574	1:03.935	+0.620	20.340	22.843	20.752
4	11:50:37.267	1:03.693	+0.378	20.259	22.720	20.714
5	11:51:41.185	1:03.918	+0.603	20.530	22.741	20.647
6	11:52:44.755	1:03.570	+0.255	20.191	22.622	20.757
7	11:53:49.134	1:04.379	+1.064	20.814	22.909	20.656
8	11:54:52.449	1:03.315		20.142	22.544	20.629
9	11:55:55.948	1:03.499	+0.184	20.168	22.548	20.783

(601) Ben Cooper

1	11:47:44.405	1:03.748		20.263	22.792	20.693
---	--------------	----------	--	--------	--------	--------

(655) Christophe Adams (M)

1	11:47:29.705	1:05.372	+1.512	21.443	23.020	20.909
2	11:48:34.337	1:04.632	+0.772	20.432	23.503	20.697
3	11:49:38.496	1:04.159	+0.299	20.650	22.846	20.663
4	11:50:42.633	1:04.137	+0.277	20.372	23.037	20.728
5	11:51:46.493	1:03.860		20.447	22.640	20.773

(651) Tamsin Germain (M)

1	11:47:35.712	1:04.372	+1.050	20.580	23.052	20.740
2	11:48:39.643	1:03.931	+0.609	20.198	22.954	20.779
3	11:49:43.261	1:03.618	+0.296	20.108	22.681	20.829
4	11:50:46.583	1:03.322		20.142	22.485	20.695
5	11:51:50.828	1:04.245	+0.923	20.087	22.343	21.815
6	11:52:54.252	1:03.424	+0.102	20.203	22.502	20.719
7	11:53:57.586	1:03.334	+0.012	20.136	22.536	20.662
8	11:55:04.474	1:06.888	+3.566	21.854	24.184	20.850

(665) Jordan Lennox Lamb

1	11:47:52.415	1:19.600	+15.436	27.048	26.737	25.815
2	11:49:10.050	1:17.635	+13.471	26.044	26.663	24.928
3	11:50:21.597	1:11.547	+7.383	24.526	24.301	22.720
4	11:51:30.495	1:08.898	+4.734	22.872	23.332	22.694
5	11:52:36.948	1:06.453	+2.289	22.009	23.030	21.414
6	11:53:42.081	1:05.133	+0.969	21.519	22.632	20.982
7	11:54:46.520	1:04.439	+0.275	21.236	22.488	20.715
8	11:55:50.684	1:04.164		21.306	22.389	20.469

(633) Martin Pierce (M)

1	11:47:40.870	1:04.597	+1.152	20.984	23.032	20.581
2	11:48:44.548	1:03.678	+0.233	20.252	22.676	20.750
3	11:49:48.184	1:03.636	+0.191	20.134	22.662	20.840
4	11:50:51.872	1:03.688	+0.243	20.285	22.691	20.712
5	11:51:55.317	1:03.445		20.120	22.657	20.668
6	11:52:59.154	1:03.837	+0.392	20.243	22.804	20.790
7	11:54:04.560	1:05.406	+1.961	20.229	24.546	20.631

(628) Franck Rouxel (M)

1	11:47:31.183	1:06.175	+1.646	21.522	23.350	21.303
2	11:48:35.970	1:04.787	+0.258	20.641	23.060	21.086
3	11:49:40.638	1:04.668	+0.139	20.880	22.895	20.893
4	11:50:45.167	1:04.529		20.828	22.833	20.868
5	11:53:40.120	2:54.953	+1:50.424	20.685	23.287	21.118
6	11:54:45.123	1:05.003	+0.474	20.880	22.964	21.159
7	11:55:50.014	1:04.891	+0.362	20.714	23.064	21.113

(679) Fred Woodley

1	11:47:46.592	1:04.509	+1.027	20.465	23.216	20.828
2	11:48:50.383	1:03.791	+0.309	20.333	22.698	20.760
3	11:49:55.052	1:04.669	+1.187	20.338	23.432	20.899
4	11:50:59.198	1:04.146	+0.664	20.655	22.670	20.821
5	11:52:02.723	1:03.525	+0.043	20.196	22.596	20.733
6	11:53:06.322	1:03.599	+0.117	20.186	22.611	20.802
7	11:54:09.804	1:03.482		20.197	22.581	20.704
8	11:55:13.425	1:03.621	+0.139	20.222	22.688	20.711

(675) Alessandro Bizzotto

1	11:47:40.798	1:04.837	+0.251	21.020	23.005	20.812
2	11:48:45.384	1:04.586		20.928	22.704	20.954
3	11:49:50.238	1:04.854	+0.268	21.162	22.751	20.941
4	11:50:55.188	1:04.950	+0.364	21.067	22.796	21.087

(623) Sanad Al Rawahi

1	11:47:29.918	1:04.892	+1.301	21.206	22.947	20.739
2	11:48:33.621	1:03.703	+0.112	20.290	22.722	20.691
3	11:49:37.922	1:04.301	+0.710	20.958	22.664	20.679
4	11:50:41.622	1:03.700	+0.109	20.336	22.612	20.752
5	11:51:45.408	1:03.786	+0.195	20.356	22.587	20.843
6	11:52:49.945	1:04.537	+0.946	20.346	22.744	21.447
7	11:53:54.133	1:04.188	+0.597	20.204	23.174	20.810
8	11:54:57.724	1:03.591		20.238	22.573	20.780
9	11:56:01.729	1:04.005	+0.414	20.259	22.892	20.854

(680) Sergey Zagumenov (M)

1	11:47:44.390	1:06.600	+1.950	22.157	23.325	21.118
2	11:48:49.560	1:05.170	+0.520	20.924	23.258	20.988
3	11:49:56.269	1:06.709	+2.059	20.938	24.607	21.164
4	11:51:01.001	1:04.732	+0.082	20.466	23.215	21.051
5	11:52:05.820	1:04.819	+0.169	20.611	23.166	21.042
6	11:53:10.904	1:05.084	+0.434	20.634	23.245	21.205
7	11:54:15.554	1:04.650		20.461	23.181	21.008
8	11:55:21.562	1:06.008	+1.358	20.835	23.290	21.883

(650) Dario Santoro

1	11:47:31.250	1:08.690	+5.089	24.092	23.323	21.275
2	11:51:45.815	4:14.565	+3:10.964	23.377	22.864	20.708
3	11:52:49.494	1:03.679	+0.078	20.282	22.729	20.668
4	11:53:53.095	1:03.601		20.137	22.567	20.897

(612) Patrick Pearce

1	11:47:52.577	1:16.026	+11.275	25.343	26.236	24.447
2	11:49:04.597	1:12.020	+7.269	25.023	25.051	21.946
3	11:50:12.337	1:07.740	+2.989	21.971	24.101	21.668
4	11:51:19.763	1:07.426	+2.675	22.449	23.853	21.124
5	11:52:26.675	1:06.912	+2.161	21.900	23.722	21.290
6	11:53:32.160	1:05.485	+0.734	21.236	23.377	20.872
7	11:54:36.911	1:04.751		20.813	23.155	20.783
8	11:55:46.779	1:09.868	+5.117	21.703	26.169	21.996

(681) Milan Dontje

1	11:47:40.555	1:07.599	+3.983	23.539	23.298	20.762
---	--------------	----------	--------	--------	--------	--------

Timekeeping M. Wagner:

Clerk of the course Thomas Lainer:

www.mylaps.com

Steward Horst Seidel:

Chief Scrutineer Paul Klaassen:

Licensed to: Motorsport Events



Rotax Euro Challenge 2014 Zuera/Spain

ROTAX DD2

Zuera 1,699 Km

Free Practice 2

18.07.2014 13:45

Practice (10:00 Time) started at 13:45:02

Pos	No.	Name	Nat.	Chassis	Race Team	Laps	Best Tm	Diff	Gap	In Lap	km/h
1	626	Anthony Abbasse	FRA	Sodikart	Sodikart	5	1:02.707			3	97,539
2	602	Sean Babington	GBR	Tonykart	Strawberry Racing	7	1:02.776	0.069	0.069	4	97,432
3	660	Damien Vuillaume	FRA	Flandria Kart	Flandria Competition Kart	8	1:02.809	0.102	0.033	4	97,381
4	605	Xen De Ruwe	BEL	Intrepid	Intrepid Driver Program	7	1:02.862	0.155	0.053	3	97,299
5	665	Jordan Lennox Lamb	GBR	CRG	CRG S.P.A.	6	1:02.932	0.225	0.070	4	97,191
6	621	Haralds Garkaklis	LVA	Gillard	MRG Racing	8	1:02.932	0.225		6	97,191
7	661	Filippos Kalesis	GRC	DR	VPDR	7	1:02.934	0.227	0.002	4	97,188
8	604	Ferenc Kancsar	HUN	Birel	KMS Birel Motorsport	7	1:02.959	0.252	0.025	6	97,149
9	601	Ben Cooper	CAN	Birel	KMS Birel Motorsport	6	1:02.962	0.255	0.003	3	97,144
10	639	Henrique Baptista	PRT	FA	Dan Holland Racing	5	1:03.031	0.324	0.069	4	97,038
11	641	Bryan Eerden	NLD	CRG	PSL Karting	7	1:03.043	0.336	0.012	3	97,019
12	608	Kevin Ludi	GBR	Kosmic	Spirit Karting	6	1:03.110	0.403	0.067	2	96,916
13	638	Michael E Christensen	DNK	Tonykart	RS Competition	8	1:03.216	0.509	0.106	2	96,754
14	650	Dario Santoro	ITA	Maranello	Maranello Kart	8	1:03.293	0.586	0.077	5	96,636
15	611	Andreas Backman	SWE	Tonykart	Strawberry Racing	8	1:03.334	0.627	0.041	4	96,574
16	620	Joshua Collings	GBR	CRG	Msport Karting	8	1:03.358	0.651	0.024	8	96,537
17	651	Tamsin Germain (M)	GBR	Gillard	DG Racing	6	1:03.369	0.662	0.011	6	96,520
18	616	Maxi Fleischmann	DEU	Praga	Praga Racing Team	7	1:03.425	0.718	0.056	5	96,435
19	681	Milan Dontje	NLD	CRG	CRG SPA	6	1:03.456	0.749	0.031	4	96,388
20	679	Fred Woodley	CAN	Maranello	Maranello Kart	8	1:03.507	0.800	0.051	4	96,311
21	653	Julien Renaudin	FRA	Sodikart	KPR	7	1:03.514	0.807	0.007	3	96,300
22	623	Sanad Al Rawahi	OMN	DR	Msport Karting	8	1:03.590	0.883	0.076	3	96,185
23	655	Christophe Adams (M)	BEL	Kosmic	Sonic Racing Kart	8	1:03.592	0.885	0.002	8	96,182
24	675	Alessandro Bizzotto	CAN	CRG	CRG S.P.A.	5	1:03.605	0.898	0.013	5	96,162
25	633	Martin Pierce (M)	IRL	Praga	Praga Racing Team	7	1:03.704	0.997	0.099	6	96,013
26	637	Cristobal Garcia Ramos	ESP	Kosmic	Binakart Competicion	6	1:03.755	1.048	0.051	3	95,936
27	612	Patrick Pearce	GBR	Flandria Kart	Flandria Competition Kart	6	1:04.024	1.317	0.269	5	95,533
28	680	Sergey Zagumennov (M)	RUS	Art GP	Art GP Official Team	7	1:04.591	1.884	0.567	4	94,694
29	628	Franck Rouxel (M)	FRA	Sodikart	Sodi Shop	6	1:04.777	2.070	0.186	6	94,422
30	678	Senna Noor	IDN	CRG	PSL Karting/Riser Shadaff M					0	-



Rotax Euro Challenge 2014 Zuera/Spain

ROTEX DD2

Zuera 1,699 Km

Free Practice 2

18.07.2014 13:45

Practice (10:00 Time) started at 13:45:02

Lap	Time of Day	Lap Tm	Diff	S1 Tm	S2 Tm	S3 Tm	Lap	Time of Day	Lap Tm	Diff	S1 Tm	S2 Tm	S3 Tm
(626) Anthony Abbasse							(601) Ben Cooper						
1	13:48:34.383	1:03.252	+0.545	20.201	22.527	20.524	3	13:50:15.997	1:03.004	+0.045	20.029	22.396	20.579
2	13:49:37.398	1:03.015	+0.308	20.071	22.563	20.381	4	13:51:19.029	1:03.032	+0.073	20.052	22.391	20.589
3	13:50:40.105	1:02.707		20.002	22.283	20.422	5	13:52:22.158	1:03.129	+0.170	19.970	22.460	20.699
4	13:51:56.632	1:16.527	+13.820	20.292	33.005	23.230	6	13:53:25.117	1:02.959		20.013	22.376	20.570
5	13:52:59.716	1:03.084	+0.377	19.966	22.280	20.838	7	13:54:28.637	1:03.520	+0.561	19.999	22.687	20.834
(602) Sean Babington							(639) Henrique Baptista						
1	13:49:06.645	1:03.206	+0.430	20.156	22.458	20.592	1	13:48:08.757	1:04.023	+1.061	20.696	22.712	20.615
2	13:50:09.612	1:02.967	+0.191	20.014	22.468	20.485	2	13:49:11.806	1:03.049	+0.087	20.048	22.437	20.564
3	13:51:12.713	1:03.101	+0.325	20.089	22.450	20.562	3	13:50:14.768	1:02.962		20.065	22.319	20.578
4	13:52:15.489	1:02.776		19.901	22.320	20.555	4	13:51:17.825	1:03.057	+0.095	20.098	22.386	20.573
5	13:53:18.687	1:03.198	+0.422	20.294	22.332	20.572	5	13:52:20.817	1:02.992	+0.030	20.141	22.328	20.523
6	13:54:21.756	1:03.069	+0.293	20.071	22.384	20.614	6	13:53:23.819	1:03.002	+0.040	20.124	22.344	20.534
7	13:55:24.782	1:03.026	+0.250	19.995	22.435	20.596	(641) Bryan Eerden						
(660) Damien Vuillaume							(608) Kevin Ludi						
1	13:47:42.794	1:03.653	+0.844	20.340	22.693	20.620	1	13:49:13.459	1:03.267	+0.157	20.234	22.539	20.494
2	13:48:46.049	1:03.255	+0.446	20.118	22.546	20.591	2	13:50:16.569	1:03.110		20.051	22.484	20.575
3	13:49:49.014	1:02.965	+0.156	20.110	22.344	20.511	3	13:51:19.856	1:03.287	+0.177	20.060	22.547	20.680
4	13:50:51.823	1:02.809		20.031	22.322	20.456	4	13:52:23.242	1:03.386	+0.276	20.235	22.540	20.611
5	13:51:58.106	1:06.283	+3.474	20.680	24.912	20.691	5	13:53:26.449	1:03.207	+0.097	20.002	22.545	20.660
6	13:53:01.137	1:03.031	+0.222	20.099	22.322	20.610	6	13:54:29.773	1:03.324	+0.214	20.091	22.520	20.713
7	13:54:04.370	1:03.233	+0.424	20.198	22.392	20.643	(638) Michael E Christensen						
8	13:55:07.540	1:03.170	+0.361	20.216	22.403	20.551	1	13:47:53.672	1:03.469	+0.253	20.225	22.608	20.636
(605) Xen De Ruwe							(650) Dario Santoro						
1	13:48:38.951	1:03.402	+0.540	20.181	22.584	20.637	1	13:47:52.024	1:03.645	+0.352	20.384	22.641	20.620
2	13:49:42.050	1:03.099	+0.237	20.091	22.465	20.543	2	13:48:56.328	1:04.304	+1.011	20.843	22.884	20.577
3	13:50:44.912	1:02.862		19.928	22.371	20.563	3	13:49:59.685	1:03.357	+0.064	20.105	22.604	20.648
4	13:51:47.817	1:02.905	+0.043	19.898	22.375	20.632	4	13:51:03.802	1:03.535	+0.319	20.124	22.732	20.679
5	13:52:50.742	1:02.925	+0.063	19.958	22.391	20.576	5	13:52:07.150	1:03.348	+0.132	20.113	22.528	20.707
6	13:53:53.886	1:03.144	+0.282	19.996	22.450	20.698	6	13:53:10.840	1:03.690	+0.474	20.267	22.600	20.823
7	13:54:56.921	1:03.035	+0.173	20.058	22.386	20.591	7	13:54:14.905	1:04.065	+0.849	20.354	22.929	20.782
(665) Jordan Lennox Lamb							(611) Andreas Backman						
1	13:49:19.461	1:03.302	+0.370	20.184	22.542	20.576	1	13:47:51.635	1:03.746	+0.412	20.359	22.683	20.704
2	13:50:22.557	1:03.096	+0.164	20.128	22.388	20.580	2	13:48:55.154	1:03.519	+0.185	20.324	22.536	20.659
3	13:51:25.646	1:03.089	+0.157	20.173	22.351	20.565	3	13:49:58.638	1:03.484	+0.150	20.315	22.453	20.716
4	13:52:28.578	1:02.932		20.024	22.332	20.576	4	13:51:01.972	1:03.334		20.104	22.602	20.628
5	13:53:31.658	1:03.080	+0.148	20.138	22.335	20.607	5	13:52:05.316	1:03.344	+0.010	20.092	22.573	20.679
6	13:54:34.774	1:03.116	+0.184	20.172	22.345	20.599	6	13:53:08.727	1:03.411	+0.077	20.107	22.524	20.780
(621) Haralds Garkaklis							(650) Dario Santoro						
1	13:47:44.500	1:05.572	+2.640	20.931	23.863	20.778	1	13:47:52.024	1:03.645	+0.352	20.384	22.641	20.620
2	13:48:48.058	1:03.558	+0.626	20.316	22.548	20.694	2	13:48:56.328	1:04.304	+1.011	20.843	22.884	20.577
3	13:49:51.330	1:03.272	+0.340	20.175	22.535	20.562	3	13:49:59.685	1:03.357	+0.064	20.105	22.604	20.648
4	13:50:54.511	1:03.181	+0.249	20.123	22.448	20.610	4	13:51:03.257	1:03.572	+0.279	20.069	22.825	20.678
5	13:51:57.834	1:03.323	+0.391	20.201	22.494	20.628	5	13:52:06.550	1:03.293		19.985	22.619	20.689
6	13:53:00.766	1:02.932		20.011	22.363	20.558	6	13:53:10.001	1:03.451	+0.158	20.065	22.779	20.607
7	13:54:04.107	1:03.341	+0.409	20.156	22.461	20.724	7	13:54:13.463	1:03.462	+0.169	20.248	22.527	20.687
8	13:55:07.316	1:03.209	+0.277	20.146	22.384	20.679	8	13:55:16.933	1:03.470	+0.177	20.125	22.720	20.625
(661) Filippos Kalesis							(611) Andreas Backman						
1	13:48:22.219	1:03.210	+0.276	20.127	22.488	20.595	1	13:47:51.635	1:03.746	+0.412	20.359	22.683	20.704
2	13:49:25.258	1:03.039	+0.105	20.210	22.359	20.470	2	13:48:55.154	1:03.519	+0.185	20.324	22.536	20.659
3	13:50:28.338	1:03.080	+0.146	20.179	22.387	20.514	3	13:49:58.638	1:03.484	+0.150	20.315	22.453	20.716
4	13:51:31.272	1:02.934		20.053	22.348	20.533	4	13:51:01.972	1:03.334		20.104	22.602	20.628
5	13:52:34.475	1:03.203	+0.269	20.156	22.408	20.639	5	13:52:05.316	1:03.344	+0.010	20.092	22.573	20.679
6	13:53:45.027	1:10.552	+7.618	21.272	27.826	21.454	6	13:53:08.727	1:03.411	+0.077	20.107	22.524	20.780
7	13:54:48.013	1:02.986	+0.052	20.073	22.375	20.538	7	13:54:12.470	1:03.743	+0.409	20.248	22.679	20.816
(604) Ferenc Kancsar							(611) Andreas Backman						
1	13:48:09.628	1:03.549	+0.590	20.232	22.637	20.680	1	13:47:51.635	1:03.746	+0.412	20.359	22.683	20.704
2	13:49:12.993	1:03.365	+0.406	20.330	22.457	20.578	2	13:48:55.154	1:03.519	+0.185	20.324	22.536	20.659

Timekeeping M. Wagner:

Clerk of the course Thomas Lainer:

www.mylaps.com

Steward Horst Seidel:

Chief Scrutineer Paul Klaassen:

Licensed to: Motorsport Events



Rotax Euro Challenge 2014 Zuera/Spain

ROTAX DD2

Zuera 1,699 Km

Free Practice 2

18.07.2014 13:45

Practice (10:00 Time) started at 13:45:02

Lap	Time of Day	Lap Tm	Diff	S1 Tm	S2 Tm	S3 Tm	Lap	Time of Day	Lap Tm	Diff	S1 Tm	S2 Tm	S3 Tm
8	13:55:15.824	1:03.354	+0.020	20.134	22.496	20.724	(655) Christophe Adams (M)						
(620) Joshua Collings							1	13:47:54.249	1:04.951	+1.359	20.593	22.989	21.369
1	13:47:58.186	1:03.778	+0.420	20.323	22.768	20.687	2	13:49:00.182	1:05.933	+2.341	20.451	23.249	22.233
2	13:49:01.981	1:03.795	+0.437	20.406	22.765	20.624	3	13:50:03.981	1:03.799	+0.207	20.339	22.681	20.779
3	13:50:05.473	1:03.492	+0.134	20.308	22.587	20.597	4	13:51:08.004	1:04.023	+0.431	20.223	22.876	20.924
4	13:51:08.907	1:03.434	+0.076	20.255	22.565	20.614	5	13:52:13.996	1:05.992	+2.400	21.656	22.865	21.471
5	13:52:16.290	1:03.383	+4.025	20.419	22.600	24.364	6	13:53:20.250	1:06.254	+2.662	22.907	22.682	20.665
6	13:53:19.796	1:03.506	+0.148	20.391	22.511	20.604	7	13:54:24.085	1:03.835	+0.243	20.283	22.771	20.781
7	13:54:23.520	1:03.724	+0.366	20.349	22.634	20.741	8	13:55:27.677	1:03.592		20.245	22.663	20.684
8	13:55:26.878	1:03.358		20.166	22.570	20.622	(675) Alessandro Bizzotto						
(651) Tamsin Germain (M)							1	13:47:59.879	1:04.961	+1.356	20.980	23.062	20.919
1	13:47:51.495	1:04.340	+0.971	20.487	22.922	20.931	2	13:49:04.824	1:04.945	+1.340	21.205	22.935	20.805
2	13:48:56.596	1:05.101	+1.732	21.615	22.893	20.593	3	13:50:08.971	1:04.147	+0.542	20.580	22.611	20.956
3	13:50:00.446	1:03.850	+0.481	20.535	22.740	20.575	4	13:54:16.228	4:07.257	+3:03.652	20.333	22.541	20.884
4	13:51:04.371	1:03.925	+0.566	20.093	23.062	20.770	5	13:55:19.833	1:03.605		20.061	22.781	20.763
5	13:52:07.846	1:03.475	+0.106	20.173	22.602	20.700	(633) Martin Pierce (M)						
6	13:53:11.215	1:03.369		20.109	22.468	20.792	1	13:48:04.393	1:04.181	+0.477	20.383	23.092	20.706
(616) Maxi Fleischmann							2	13:49:08.267	1:03.874	+0.170	20.315	22.813	20.746
1	13:47:51.760	1:03.770	+0.345	20.467	22.675	20.628	3	13:50:12.030	1:03.763	+0.059	20.155	22.908	20.700
2	13:48:55.412	1:03.652	+0.227	20.370	22.585	20.697	4	13:51:15.950	1:03.920	+0.216	20.382	22.778	20.760
3	13:49:59.087	1:03.675	+0.250	20.355	22.552	20.768	5	13:52:19.655	1:03.705	+0.001	20.173	22.786	20.746
4	13:51:02.910	1:03.823	+0.398	20.455	22.720	20.648	6	13:53:23.359	1:03.704		20.205	22.690	20.809
5	13:52:06.335	1:03.425		20.109	22.590	20.726	7	13:54:28.924	1:05.565	+1.861	21.176	23.654	20.735
6	13:53:09.791	1:03.456	+0.031	20.115	22.571	20.770	(637) Cristobal Garcia Ramos						
7	13:54:13.783	1:03.992	+0.567	20.380	22.866	20.746	1	13:47:55.378	1:04.355	+0.600	20.511	22.882	20.962
(681) Milan Dontje							2	13:48:59.721	1:04.343	+0.588	20.565	22.912	20.866
1	13:48:12.049	1:04.160	+0.704	20.414	22.842	20.904	3	13:50:03.476	1:03.755		20.249	22.745	20.761
2	13:51:26.677	3:14.628	+2:11.172	20.197	2:31.303	23.128	4	13:53:03.512	3:00.036	+1:56.281	20.347	22.747	20.777
3	13:52:30.202	1:03.525	+0.069	20.134	22.557	20.834	5	13:54:07.434	1:03.922	+0.167	20.349	22.723	20.850
4	13:53:33.658	1:03.456		20.166	22.553	20.737	6	13:55:11.300	1:03.866	+0.111	20.194	22.803	20.869
5	13:54:37.344	1:03.686	+0.230	20.229	22.677	20.780	(612) Patrick Pearce						
6	13:55:40.831	1:03.487	+0.031	20.187	22.597	20.703	1	13:48:01.309	1:04.985	+0.961	20.684	23.358	20.943
(679) Fred Woodley							2	13:49:05.722	1:04.413	+0.389	20.452	23.134	20.827
1	13:48:00.160	1:04.430	+0.923	20.595	23.127	20.708	3	13:50:10.851	1:05.129	+1.105	20.410	23.610	21.109
2	13:49:04.441	1:04.281	+0.774	20.790	22.751	20.740	4	13:51:14.942	1:04.091	+0.067	20.281	22.916	20.894
3	13:50:08.029	1:03.588	+0.081	20.237	22.546	20.805	5	13:52:18.966	1:04.024		20.385	22.816	20.823
4	13:51:11.536	1:03.507		20.121	22.606	20.780	6	13:53:23.631	1:04.665	+0.641	20.350	23.384	20.931
5	13:52:15.126	1:03.590	+0.083	20.177	22.625	20.788	(680) Sergey Zagumennov (M)						
6	13:53:19.189	1:04.063	+0.556	20.850	22.543	20.670	1	13:48:14.283	1:04.808	+0.217	20.926	22.807	21.075
7	13:54:23.579	1:04.390	+0.883	20.656	22.691	21.043	2	13:49:19.187	1:04.904	+0.313	20.644	23.195	21.065
8	13:55:27.139	1:03.560	+0.053	20.224	22.651	20.685	3	13:50:24.075	1:04.888	+0.297	20.802	22.967	21.119
(653) Julien Renaudin							4	13:51:28.666	1:04.591		20.279	23.083	21.229
1	13:48:09.494	1:06.822	+3.308	22.967	23.062	20.793	5	13:52:33.537	1:04.871	+0.280	20.660	23.194	21.017
2	13:49:13.995	1:04.501	+0.987	20.873	22.908	20.720	6	13:53:38.451	1:04.914	+0.323	20.580	23.252	21.082
3	13:50:17.509	1:03.514		20.243	22.551	20.720	7	13:54:43.373	1:04.922	+0.331	20.826	23.034	21.062
4	13:51:21.173	1:03.664	+0.150	20.176	22.639	20.849	(628) Franck Rouxel (M)						
5	13:52:24.992	1:03.819	+0.305	20.124	22.795	20.900	1	13:48:01.673	1:05.421	+0.644	21.162	23.276	20.983
6	13:53:29.259	1:04.267	+0.753	20.375	22.833	21.059	2	13:49:06.646	1:04.973	+0.196	20.837	23.136	21.000
7	13:54:33.266	1:04.007	+0.493	20.317	22.803	20.887	3	13:50:11.886	1:05.240	+0.463	20.977	23.126	21.137
(623) Sanad Al Rawahi							4	13:51:17.286	1:05.400	+0.623	21.009	23.312	21.079
1	13:47:59.934	1:04.197	+0.607	20.474	23.012	20.711	5	13:54:15.358	2:58.072	+1:53.295	20.958	25.152	20.979
2	13:49:04.316	1:04.382	+0.792	20.865	22.713	20.804	6	13:55:20.135	1:04.777		20.648	23.272	20.857
3	13:50:07.906	1:03.590		20.107	22.584	20.899							
4	13:51:12.121	1:04.215	+0.625	20.809	22.626	20.780							
5	13:52:15.724	1:03.603	+0.013	20.140	22.594	20.869							
6	13:53:19.353	1:03.629	+0.039	20.447	22.601	20.581							
7	13:54:24.138	1:04.785	+1.195	21.149	22.934	20.702							
8	13:55:28.371	1:04.233	+0.643	20.901	22.636	20.696							

Timekeeping M. Wagner:

Clerk of the course Thomas Lainer:

www.mylaps.com

Steward Horst Seidel:

Chief Scrutineer Paul Klaassen:

Licensed to: Motorsport Events

Printed: 18.07.2014 13:57:50

posted at: h



Rotax Euro Challenge 2014 Zuera/Spain

ROTAX DD2

Zuera 1,699 Km

Qualifying Practice **-NEW-**

18.07.2014 15:40

Qualifying (10:00 Time) started at 15:40:00

Pos	No.	Name	Nat.	Chassis	Race Team	Laps	Best Tm	Diff	Gap	In Lap	km/h
1	601	Ben Cooper	CAN	Birel	KMS Birel Motorsport	7	1:03.142			6	96,867
2	611	Andreas Backman	SWE	Tonykart	Strawberry Racing	6	1:03.159	0.017	0.017	3	96,841
3	626	Anthony Abbasse	FRA	Sodikart	Sodikart	6	1:03.196	0.054	0.037	5	96,785
4	604	Ferenc Kancsar	HUN	Birel	KMS Birel Motorsport	6	1:03.277	0.135	0.081	5	96,661
5	665	Jordan Lennox Lamb	GBR	CRG	CRG S.P.A.	5	1:03.330	0.188	0.053	3	96,580
6	641	Bryan Eerden	NLD	CRG	PSL Karting	6	1:03.356	0.214	0.026	3	96,540
7	650	Dario Santoro	ITA	Maranello	Maranello Kart	6	1:03.375	0.233	0.019	3	96,511
8	638	Michael E Christensen	DNK	Tonykart	RS Competition	6	1:03.376	0.234	0.001	3	96,510
9	660	Damien Vuillaume	FRA	Flandria Kart	Flandria Competition Kart	8	1:03.426	0.284	0.050	1	96,434
10	639	Henrique Baptista	PRT	FA	Dan Holland Racing	6	1:03.429	0.287	0.003	4	96,429
11	605	Xen De Ruwe	BEL	Intrepid	Intrepid Driver Program	6	1:03.431	0.289	0.002	4	96,426
12	608	Kevin Ludi	GBR	Kosmic	Spirit Karting	6	1:03.509	0.367	0.078	5	96,308
13	651	Tamsin Germain (M)	GBR	Gillard	DG Racing	6	1:03.615	0.473	0.106	3	96,147
14	675	Alessandro Bizzotto	CAN	CRG	CRG S.P.A.	6	1:03.688	0.546	0.073	4	96,037
15	616	Maxi Fleischmann	DEU	Praga	Praga Racing Team	6	1:03.737	0.595	0.049	6	95,963
16	620	Joshua Collings	GBR	CRG	Msport Karting	7	1:03.912	0.770	0.175	6	95,700
17	655	Christophe Adams (M)	BEL	Kosmic	Sonic Racing Kart	6	1:03.924	0.782	0.012	6	95,682
18	621	Haralds Garkaklis	LVA	Gillard	MRG Racing	8	1:03.925	0.783	0.001	5	95,681
19	633	Martin Pierce (M)	IRL	Praga	Praga Racing Team	6	1:03.986	0.844	0.061	3	95,590
20	679	Fred Woodley	CAN	Maranello	Maranello Kart	6	1:04.061	0.919	0.075	4	95,478
21	681	Milan Dontje	NLD	CRG	CRG SPA	4	1:04.094	0.952	0.033	3	95,429
22	653	Julien Renaudin	FRA	Sodikart	KPR	8	1:04.215	1.073	0.121	4	95,249
23	678	Senna Noor	IDN	CRG	PSL Karting/Riser Shadaff M	6	1:04.271	1.129	0.056	4	95,166
24	637	Cristobal Garcia Ramos	ESP	Kosmic	Binakart Competicion	6	1:04.620	1.478	0.349	1	94,652
25	680	Sergey Zagumenov (M)	RUS	Art GP	Art GP Official Team	8	1:05.012	1.870	0.392	8	94,081
26	628	Franck Rouxel (M)	FRA	Sodikart	Sodi Shop	7	1:05.438	2.296	0.426	5	93,469
27	602	Sean Babington	GBR	Tonykart	Strawberry Racing	1	1:14.798	11.656	9.360	1	81,772

Not classified

DNS	661	Filippos Kalesis	GRC	DR	VPDR					0	-
DQ	612	Patrick Pearce	GBR	Flandria Kart	Flandria Competition Kart	6	1:03.911			4	95,702
DQ	623	Sanad Al Rawahi	OMN	DR	Msport Karting	7	1:04.020			4	95,539

Announcements

These results are provisional until the conclusion of any judicial and technical matters!
 No. 612 excluded from qualifying practice / technical non conformity
 No. 623 excluded from qualifying practice / technical non conformity



Rotax Euro Challenge 2014 Zuera/Spain

ROTAX DD2

Zuera 1,699 Km

Qualifying Practice

18.07.2014 15:40

Qualifying (10:00 Time) started at 15:40:00

Lap	Time of Day	Lap Tm	Diff	S1 Tm	S2 Tm	S3 Tm
(601) Ben Cooper						
1	15:44:29.856	1:03.691	+0.549	20.341	22.615	20.735
2	15:45:33.232	1:03.376	+0.234	20.139	22.458	20.779
3	15:46:36.459	1:03.227	+0.085	20.136	22.386	20.705
4	15:47:39.706	1:03.247	+0.105	20.068	22.462	20.717
5	15:48:53.730	1:14.024	+10.882	23.703	29.570	20.751
6	15:49:56.872	1:03.142		20.101	22.358	20.683
7	15:51:00.073	1:03.201	+0.059	20.099	22.393	20.709

(611) Andreas Backman						
1	15:45:00.389	1:10.180	+7.021	21.508	27.566	21.106
2	15:46:03.857	1:03.468	+0.309	20.188	22.574	20.706
3	15:47:07.016	1:03.159		20.088	22.404	20.667
4	15:48:10.478	1:03.462	+0.303	20.282	22.491	20.689
5	15:49:14.124	1:03.646	+0.487	20.198	22.609	20.839
6	15:50:17.721	1:03.597	+0.438	20.254	22.538	20.805

(626) Anthony Abbasse						
1	15:45:24.230	1:03.226	+0.030	20.079	22.548	20.599
2	15:46:27.692	1:03.462	+0.266	20.223	22.512	20.727
3	15:47:31.030	1:03.338	+0.142	20.227	22.462	20.649
4	15:48:51.639	1:20.609	+17.413	26.194	29.862	24.553
5	15:49:54.835	1:03.196		20.162	22.374	20.660
6	15:50:58.268	1:03.433	+0.237	20.286	22.463	20.684

(604) Ferenc Kancsar						
1	15:45:07.991	1:03.455	+0.178	20.267	22.552	20.636
2	15:46:21.496	1:13.505	+10.228	19.998	23.124	30.383
3	15:47:24.779	1:03.283	+0.006	20.010	22.485	20.788
4	15:48:39.494	1:14.715	+11.438	20.247	30.462	24.006
5	15:49:42.771	1:03.277		20.098	22.420	20.759
6	15:50:58.695	1:15.924	+12.647	22.843	29.786	23.295

(665) Jordan Lennox Lamb						
1	15:45:05.812	1:03.759	+0.429	20.308	22.694	20.757
2	15:46:16.506	1:10.694	+7.364	20.141	24.085	26.468
3	15:47:19.836	1:03.330		20.137	22.443	20.750
4	15:48:23.229	1:03.393	+0.063	20.203	22.553	20.637
5	15:49:26.575	1:03.346	+0.016	20.114	22.549	20.683

(641) Bryan Eerden						
1	15:45:00.834	1:10.488	+7.132	21.670	27.484	21.334
2	15:46:04.568	1:03.734	+0.378	20.176	22.784	20.774
3	15:47:07.924	1:03.356		20.170	22.505	20.681
4	15:48:11.465	1:03.541	+0.185	20.318	22.670	20.553
5	15:49:16.016	1:04.551	+1.195	20.495	23.239	20.817
6	15:50:19.709	1:03.693	+0.337	20.290	22.605	20.798

(650) Dario Santoro						
1	15:45:01.529	1:10.621	+7.246	22.465	26.860	21.296
2	15:46:05.428	1:03.899	+0.524	20.059	23.070	20.770
3	15:47:08.803	1:03.375		20.084	22.719	20.572
4	15:48:12.771	1:03.968	+0.593	20.151	22.716	21.101
5	15:49:17.725	1:04.954	+1.579	21.036	22.962	20.956
6	15:50:21.197	1:03.472	+0.097	20.106	22.684	20.682

(638) Michael E Christensen						
1	15:44:55.868	1:05.911	+2.535	21.078	23.711	21.122
2	15:45:59.442	1:03.574	+0.198	20.301	22.500	20.773
3	15:47:02.818	1:03.376		20.197	22.483	20.696
4	15:48:09.066	1:06.248	+2.872	20.410	23.977	21.861
5	15:49:16.270	1:07.204	+3.828	23.114	23.382	20.708
6	15:50:19.940	1:03.670	+0.294	20.510	22.540	20.630

(660) Damien Vuillaume						
-------------------------------	--	--	--	--	--	--

Lap	Time of Day	Lap Tm	Diff	S1 Tm	S2 Tm	S3 Tm
1	15:42:30.714	1:03.426		20.332	22.432	20.662
2	15:43:35.190	1:04.476	+1.050	20.511	23.110	20.855
3	15:44:39.431	1:04.241	+0.815	20.480	22.971	20.790
4	15:45:43.647	1:04.216	+0.790	20.661	22.739	20.816
5	15:46:47.446	1:03.799	+0.373	20.411	22.563	20.825
6	15:48:00.723	1:13.277	+9.851	21.681	30.554	21.042
7	15:49:04.416	1:03.693	+0.267	20.293	22.590	20.810
8	15:50:08.039	1:03.623	+0.197	20.375	22.528	20.720

(639) Henrique Baptista						
1	15:45:09.484	1:05.368	+1.939	21.404	23.323	20.641
2	15:46:16.964	1:07.480	+4.051	20.093	23.362	24.025
3	15:47:20.554	1:03.590	+0.161	20.234	22.594	20.762
4	15:48:23.983	1:03.429		20.154	22.628	20.647
5	15:49:27.666	1:03.683	+0.254	20.128	22.748	20.807
6	15:50:31.308	1:03.642	+0.213	20.179	22.724	20.739

(605) Xen De Ruwe						
1	15:45:03.280	1:03.757	+0.326	20.274	22.685	20.798
2	15:46:13.207	1:09.927	+6.496	20.531	28.393	21.003
3	15:47:16.715	1:03.508	+0.077	20.214	22.541	20.753
4	15:48:20.146	1:03.431		20.170	22.580	20.681
5	15:49:24.035	1:03.889	+0.458	20.224	22.841	20.824
6	15:50:27.625	1:03.590	+0.159	20.185	22.609	20.796

(608) Kevin Ludi						
1	15:45:03.966	1:03.862	+0.353	20.276	22.699	20.887
2	15:46:14.588	1:10.622	+7.113	20.238	27.320	23.064
3	15:47:18.189	1:03.601	+0.092	20.111	22.684	20.806
4	15:48:35.900	1:17.711	+14.202	20.254	30.742	26.715
5	15:49:39.409	1:03.509		20.152	22.502	20.855
6	15:50:43.202	1:03.793	+0.284	20.269	22.617	20.907

(651) Tamsin Germain (M)						
1	15:44:41.830	1:03.913	+0.298	20.287	22.880	20.746
2	15:45:45.665	1:03.835	+0.220	20.165	22.747	20.923
3	15:46:49.280	1:03.615		20.148	22.645	20.822
4	15:47:52.940	1:03.660	+0.045	20.270	22.672	20.718
5	15:49:01.977	1:09.037	+5.422	20.106	27.975	20.956
6	15:50:06.072	1:04.095	+0.480	20.291	22.892	20.912

(675) Alessandro Bizzotto						
1	15:45:06.490	1:04.109	+0.421	20.482	22.812	20.815
2	15:46:18.266	1:11.776	+8.088	20.311	23.441	28.024
3	15:47:22.230	1:03.964	+0.276	20.282	22.672	21.010
4	15:48:25.918	1:03.688		20.249	22.633	20.806
5	15:49:29.728	1:03.810	+0.122	20.241	22.658	20.911
6	15:50:34.598	1:04.870	+1.182	20.321	22.668	21.881

(616) Maxi Fleischmann						
1	15:44:56.993	1:04.932	+1.195	20.733	23.358	20.841
2	15:46:00.890	1:03.897	+0.160	20.347	22.588	20.962
3	15:47:04.763	1:03.873	+0.136	20.281	22.636	20.956
4	15:48:11.217	1:06.454	+2.717	23.035	22.693	20.726
5	15:49:16.550	1:05.333	+1.596	20.667	23.768	20.898
6	15:50:20.287	1:03.737		20.297	22.708	20.732

(612) Patrick Pearce						
1	15:44:59.860	1:06.450	+2.539	20.743	24.290	21.417
2	15:46:04.621	1:04.761	+0.850	20.660	23.088	21.013
3	15:47:08.843	1:04.222	+0.311	20.569	22.755	20.898
4	15:48:12.754	1:03.911		20.451	22.770	20.690
5	15:49:16.862	1:04.108	+0.197	20.366	22.955	20.787
6	15:50:21.139	1:04.277	+0.366	20.523	22.950	20.804

(620) Joshua Collings						
------------------------------	--	--	--	--	--	--

Timekeeping M. Wagner:

Clerk of the course Thomas Lainer:

www.mylaps.com

Steward Horst Seidel: posted at: h

Chief Scrutineer Paul Klaassen:

Licensed to: Motorsport Events



Rotax Euro Challenge 2014 Zuera/Spain

ROTAX DD2

Zuera 1,699 Km

Qualifying Practice

18.07.2014 15:40

Qualifying (10:00 Time) started at 15:40:00

Lap	Time of Day	Lap Tm	Diff	S1 Tm	S2 Tm	S3 Tm
1	15:44:31.524	1:04.513	+0.601	20.820	22.829	20.864
2	15:45:35.650	1:04.126	+0.214	20.372	22.917	20.837
3	15:46:39.791	1:04.141	+0.229	20.518	22.802	20.821
4	15:47:43.901	1:04.110	+0.198	20.268	22.958	20.884
5	15:48:49.568	1:05.667	+1.755	20.867	23.667	21.133
6	15:49:53.480	1:03.912		20.398	22.770	20.744
7	15:50:57.686	1:04.206	+0.294	20.363	22.863	20.980

(655) Christophe Adams (M)

Lap	Time of Day	Lap Tm	Diff	S1 Tm	S2 Tm	S3 Tm
1	15:44:40.108	1:04.747	+0.823	20.833	22.984	20.930
2	15:45:44.344	1:04.236	+0.312	20.307	23.179	20.750
3	15:46:48.451	1:04.107	+0.183	20.488	22.703	20.916
4	15:47:52.517	1:04.066	+0.142	20.426	22.807	20.833
5	15:48:56.518	1:04.001	+0.077	20.252	22.866	20.883
6	15:50:00.442	1:03.924		20.464	22.668	20.792

(621) Haralds Garkaklis

Lap	Time of Day	Lap Tm	Diff	S1 Tm	S2 Tm	S3 Tm
1	15:42:30.130	1:04.063	+0.138	20.442	22.732	20.889
2	15:43:35.189	1:05.059	+1.134	20.849	23.216	20.994
3	15:44:39.384	1:04.195	+0.270	20.603	22.704	20.888
4	15:45:44.073	1:04.689	+0.764	20.831	22.952	20.906
5	15:46:47.998	1:03.925		20.397	22.652	20.876
6	15:47:52.106	1:04.108	+0.183	20.594	22.705	20.809
7	15:48:56.214	1:04.108	+0.183	20.439	22.726	20.943
8	15:50:00.183	1:03.969	+0.044	20.437	22.650	20.882

(633) Martin Pierce (M)

Lap	Time of Day	Lap Tm	Diff	S1 Tm	S2 Tm	S3 Tm
1	15:44:59.602	1:08.823	+4.837	22.858	24.454	21.511
2	15:46:03.933	1:04.331	+0.345	20.339	22.919	21.073
3	15:47:07.919	1:03.986		20.367	22.752	20.867
4	15:48:12.018	1:04.099	+0.113	20.384	23.013	20.702
5	15:49:16.159	1:04.141	+0.155	20.204	23.134	20.803
6	15:50:20.639	1:04.480	+0.494	20.709	23.080	20.691

(623) Sanad Al Rawahi

Lap	Time of Day	Lap Tm	Diff	S1 Tm	S2 Tm	S3 Tm
1	15:44:32.025	1:04.411	+0.391	20.684	22.795	20.932
2	15:45:36.137	1:04.112	+0.092	20.407	22.849	20.856
3	15:46:40.174	1:04.037	+0.017	20.375	22.806	20.856
4	15:47:44.194	1:04.020		20.383	22.803	20.834
5	15:48:48.820	1:04.626	+0.606	20.369	23.073	21.184
6	15:49:53.450	1:04.630	+0.610	20.626	22.899	21.105
7	15:50:57.818	1:04.368	+0.348	20.636	22.829	20.903

(679) Fred Woodley

Lap	Time of Day	Lap Tm	Diff	S1 Tm	S2 Tm	S3 Tm
1	15:45:05.185	1:12.902	+8.841	23.061	28.646	21.195
2	15:46:14.139	1:08.954	+4.893	20.244	25.192	23.518
3	15:47:18.359	1:04.220	+0.159	20.426	23.070	20.724
4	15:48:22.420	1:04.061		20.272	22.753	21.036
5	15:49:26.546	1:04.126	+0.065	20.298	22.813	21.015
6	15:50:31.149	1:04.603	+0.542	20.493	22.990	21.120

(681) Milan Dontje

Lap	Time of Day	Lap Tm	Diff	S1 Tm	S2 Tm	S3 Tm
1	15:45:26.474	1:04.255	+0.161	20.443	22.826	20.986
2	15:46:30.630	1:04.156	+0.062	20.301	22.905	20.950
3	15:47:34.724	1:04.094		20.396	22.843	20.855
4	15:48:38.870	1:04.146	+0.052	20.339	22.825	20.982

(653) Julien Renaudin

Lap	Time of Day	Lap Tm	Diff	S1 Tm	S2 Tm	S3 Tm
1	15:42:41.768	1:09.173	+4.958	22.719	25.308	21.146
2	15:43:50.831	1:09.063	+4.848	20.951	26.643	21.469
3	15:44:57.841	1:07.010	+2.795	21.506	24.570	20.934
4	15:46:02.056	1:04.215		20.452	22.790	20.973
5	15:47:06.452	1:04.396	+0.181	20.452	22.869	21.075
6	15:48:12.400	1:05.948	+1.733	22.250	22.820	20.878
7	15:49:16.694	1:04.294	+0.079	20.280	23.114	20.900
8	15:50:21.119	1:04.425	+0.210	20.482	23.042	20.901

(678) Senna Noor

Lap	Time of Day	Lap Tm	Diff	S1 Tm	S2 Tm	S3 Tm
1	15:45:01.126	1:08.432	+4.161	20.774	24.446	23.212
2	15:46:05.860	1:04.734	+0.463	20.255	23.171	21.308
3	15:47:10.183	1:04.323	+0.052	20.284	22.901	21.138
4	15:48:14.454	1:04.271		20.354	23.023	20.894
5	15:49:18.768	1:04.314	+0.043	20.382	22.863	21.069
6	15:50:23.165	1:04.397	+0.126	20.345	22.881	21.171

(637) Cristobal Garcia Ramos

Lap	Time of Day	Lap Tm	Diff	S1 Tm	S2 Tm	S3 Tm
1	15:44:40.437	1:04.620		20.713	23.045	20.862
2	15:45:45.116	1:04.679	+0.059	20.447	23.063	21.169
3	15:46:50.049	1:04.933	+0.313	20.577	23.282	21.074
4	15:47:54.882	1:04.833	+0.213	20.707	23.051	21.075
5	15:48:59.737	1:04.855	+0.235	20.677	23.094	21.084
6	15:50:04.896	1:05.159	+0.539	20.938	23.012	21.209

(680) Sergey Zagumenov (M)

Lap	Time of Day	Lap Tm	Diff	S1 Tm	S2 Tm	S3 Tm
1	15:42:48.267	1:14.897	+9.885	23.150	27.288	24.459
2	15:43:55.040	1:06.773	+1.761	21.461	23.634	21.678
3	15:45:03.024	1:07.984	+2.972	20.744	25.096	22.144
4	15:46:08.146	1:05.122	+0.110	20.785	23.208	21.129
5	15:47:13.886	1:05.740	+0.728	20.853	23.610	21.277
6	15:48:19.324	1:05.438	+0.426	20.958	23.441	21.039
7	15:49:25.477	1:06.153	+1.141	20.598	24.152	21.403
8	15:50:30.489	1:05.012		20.895	23.119	20.998

(628) Franck Rouxel (M)

Lap	Time of Day	Lap Tm	Diff	S1 Tm	S2 Tm	S3 Tm
1	15:42:42.309	1:09.525	+4.087	22.802	25.403	21.320
2	15:43:51.366	1:09.057	+3.619	20.911	26.875	21.271
3	15:44:59.365	1:07.999	+2.561	21.493	24.922	21.584
4	15:46:06.184	1:06.819	+1.381	21.526	24.102	21.191
5	15:47:11.622	1:05.438		20.824	23.240	21.374
6	15:48:17.343	1:05.721	+0.283	20.993	23.335	21.393
7	15:49:28.329	1:10.986	+5.548	21.013	26.209	23.764

(602) Sean Babington

Lap	Time of Day	Lap Tm	Diff	S1 Tm	S2 Tm	S3 Tm
1	15:45:38.656	1:14.798		20.009	22.374	32.415

Timekeeping M. Wagner:

Clerk of the course Thomas Lainer:

www.mylaps.com

Steward Horst Seidel:

Chief Scrutineer Paul Klaassen:

Licensed to: Motorsport Events

Printed: 18.07.2014 15:52:56

posted at: h

Rotax Euro Challenge
Class: DD2
Date/Time: 19.07.2014 11:40

Track: Zuera / Spain
Heat: Race 5 Qualifying Heat 1
Laps: 8

Edition 1

			18			
			17			
			16			
Patrick Pearce	612	DQ	15	Sanad Al Rawahi	623	DQ
	DQ				DQ	
Sean Babington	602	1:14.798 11.656	14	Filippos Kalesis	661	DNS DNS
	27				DNS	
Sergey Zagumenov (M)	680	1:05.012 1.870	13	Franck Rouxel (M)	628	1:05.438 2.296
	25				26	
Senna Noor	678	1:04.271 1.129	12	Cristobal Garcia Ramos	637	1:04.620 1.478
	23				24	
Milan Dontje	681	1:04.094 0.952	11	Julien Renaudin	653	1:04.215 1.073
	21				22	
Martin Pierce (M)	633	1:03.986 0.844	10	Fred Woodley	679	1:04.061 0.919
	19				20	
Christophe Adams (M)	655	1:03.924 0.782	9	Haralds Garkaklis	621	1:03.925 0.783
	17				18	
Maxi Fleischmann	616	1:03.737 0.595	8	Joshua Collings	620	1:03.912 0.770
	15				16	
Tamsin Germain (M)	651	1:03.615 0.473	7	Alessandro Bizzotto	675	1:03.688 0.546
	13				14	
Xen De Ruwe	605	1:03.431 0.289	6	Kevin Ludi	608	1:03.509 0.367
	11				12	
Damien Vuillaume	660	1:03.426 0.284	5	Henrique Baptista	639	1:03.429 0.287
	9				10	
Dario Santoro	650	1:03.375 0.233	4	Michael E Christensen	638	1:03.376 0.234
	7				8	
Jordan Lennox Lamb	665	1:03.330 0.188	3	Bryan Eerden	641	1:03.356 0.214
	5				6	
Anthony Abbasse	626	1:03.196 0.054	2	Ferenc Kancsar	604	1:03.277 0.135
	3				4	
Ben Cooper	601	1:03.142	1	Andreas Backman	611	1:03.159 0.017
	1		Row		2	

Pole Position

Clerk of the course Thomas Lainer:
Stewards (Chairman) Horst Seidel:

Scrutineer Paul Klaassen:
Timekeeping M. Wagner:

Rotax Euro Challenge

Class: DD2

Date/Time: 19.07.2014 14:40

Track:

Heat:

Laps:

Zuera / Spain

Race 10 Qualifying Heat 2

8

Edition 1

			18	
			17	
			16	
Patrick Pearce	612	DQ	15	Sanad Al Rawahi
	DQ	DQ		
Sean Babington	602	1:14.798	14	Filippos Kalesis
	27	11.656		
Sergey Zagumenov (M)	680	1:05.012	13	Franck Rouxel (M)
	25	1.870		
Senna Noor	678	1:04.271	12	Cristobal Garcia Ramos
	23	1.129		
Milan Dontje	681	1:04.094	11	Julien Renaudin
	21	0.952		
Martin Pierce (M)	633	1:03.986	10	Fred Woodley
	19	0.844		
Christophe Adams (M)	655	1:03.924	9	Haralds Garkklis
	17	0.782		
Maxi Fleischmann	616	1:03.737	8	Joshua Collings
	15	0.595		
Tamsin Germain (M)	651	1:03.615	7	Alessandro Bizzotto
	13	0.473		
Xen De Ruwe	605	1:03.431	6	Kevin Ludi
	11	0.289		
Damien Vuillaume	660	1:03.426	5	Henrique Baptista
	9	0.284		
Dario Santoro	650	1:03.375	4	Michael E Christensen
	7	0.233		
Jordan Lennox Lamb	665	1:03.330	3	Bryan Eerden
	5	0.188		
Anthony Abbasse	626	1:03.196	2	Ferenc Kancsar
	3	0.054		
Ben Cooper	601	1:03.142	1	Andreas Backman
	1			

Pole Position

Row

2

Clerk of the course Thomas Lainer:

Stewards (Chairman) Horst Seidel:

Scrutineer Paul Klaassen:

Timekeeping M. Wagner:

Rotax Euro Challenge
Class: DD2
Date/Time: 19.07.2014 17:00

Track: Zuera / Spain
Heat: Race 15 Qualifying Heat 3
Laps: 8

Edition 1

			18	
			17	
			16	
Patrick Pearce	612	DQ	15	Sanad Al Rawahi
	DQ	DQ		
Sean Babington	602	1:14.798 11.656	14	Filippos Kalesis
	27			DNS
Sergey Zagumenov (M)	680	1:05.012 1.870	13	Franck Rouxel (M)
	25			1:05.438 2.296
Senna Noor	678	1:04.271 1.129	12	Cristobal Garcia Ramos
	23			1:04.620 1.478
Milan Dontje	681	1:04.094 0.952	11	Julien Renaudin
	21			1:04.215 1.073
Martin Pierce (M)	633	1:03.986 0.844	10	Fred Woodley
	19			1:04.061 0.919
Christophe Adams (M)	655	1:03.924 0.782	9	Haralds Garkaklis
	17			1:03.925 0.783
Maxi Fleischmann	616	1:03.737 0.595	8	Joshua Collings
	15			1:03.912 0.770
Tamsin Germain (M)	651	1:03.615 0.473	7	Alessandro Bizzotto
	13			1:03.688 0.546
Xen De Ruwe	605	1:03.431 0.289	6	Kevin Ludi
	11			1:03.509 0.367
Damien Vuillaume	660	1:03.426 0.284	5	Henrique Baptista
	9			1:03.429 0.287
Dario Santoro	650	1:03.375 0.233	4	Michael E Christensen
	7			1:03.376 0.234
Jordan Lennox Lamb	665	1:03.330 0.188	3	Bryan Eerden
	5			1:03.356 0.214
Anthony Abbasse	626	1:03.196 0.054	2	Ferenc Kancsar
	3			1:03.277 0.135
Ben Cooper	601	1:03.142	1	Andreas Backman
	1			1:03.159 0.017

Pole Position

Row

2

Clerk of the course Thomas Lainer:
Stewards (Chairman) Horst Seidel:

Scrutineer Paul Klaassen:
Timekeeping M. Wagner:



Rotax Euro Challenge 2014 Zuera/Spain

ROTAX DD2

Zuera 1,699 Km

Warm up Saturday

19.07.2014 09:45

Practice (10:00 Time) started at 9:45:01

Pos	No.	Name	Nat.	Chassis	Race Team	Laps	Best Tm	Diff	Gap	In Lap	km/h
1	626	Anthony Abbasse	FRA	Sodikart	Sodikart	5	1:02.263			5	98,235
2	602	Sean Babington	GBR	Tonykart	Strawberry Racing	8	1:02.370	0.107	0.107	6	98,066
3	611	Andreas Backman	SWE	Tonykart	Strawberry Racing	8	1:02.570	0.307	0.200	8	97,753
4	661	Filippos Kalesis	GRC	DR	VPDR	7	1:02.640	0.377	0.070	4	97,644
5	639	Henrique Baptista	PRT	FA	Dan Holland Racing	8	1:02.641	0.378	0.001	5	97,642
6	604	Ferenc Kancsar	HUN	Birel	KMS Birel Motorsport	7	1:02.665	0.402	0.024	7	97,605
7	605	Xen De Ruwe	BEL	Intrepid	Intrepid Driver Program	8	1:02.674	0.411	0.009	8	97,591
8	675	Alessandro Bizzotto	CAN	CRG	CRG S.P.A.	8	1:02.724	0.461	0.050	5	97,513
9	665	Jordan Lennox Lamb	GBR	CRG	CRG S.P.A.	8	1:02.775	0.512	0.051	5	97,434
10	679	Fred Woodley	CAN	Maranello	Maranello Kart	8	1:02.787	0.524	0.012	5	97,415
11	650	Dario Santoro	ITA	Maranello	Maranello Kart	8	1:02.792	0.529	0.005	8	97,407
12	621	Haralds Garkaklis	LVA	Gillard	MRG Racing	8	1:02.822	0.559	0.030	4	97,361
13	638	Michael E Christensen	DNK	Tonykart	RS Competition	9	1:02.823	0.560	0.001	5	97,359
14	641	Bryan Eerden	NLD	CRG	PSL Karting	6	1:02.846	0.583	0.023	6	97,324
15	601	Ben Cooper	CAN	Birel	KMS Birel Motorsport	5	1:02.937	0.674	0.091	5	97,183
16	633	Martin Pierce (M)	IRL	Praga	Praga Racing Team	6	1:02.977	0.714	0.040	5	97,121
17	608	Kevin Ludi	CHE	Kosmic	Spirit Karting	7	1:02.985	0.722	0.008	4	97,109
18	616	Maxi Fleischmann	DEU	Praga	Praga Racing Team	7	1:03.044	0.781	0.059	7	97,018
19	623	Sanad Al Rawahi	OMN	DR	Msport Karting	9	1:03.059	0.796	0.015	3	96,995
20	681	Milan Dontje	NLD	CRG	CRG SPA	6	1:03.061	0.798	0.002	5	96,992
21	620	Joshua Collings	GBR	CRG	Msport Karting	7	1:03.067	0.804	0.006	5	96,983
22	653	Julien Renaudin	FRA	Sodikart	KPR	8	1:03.089	0.826	0.022	5	96,949
23	612	Patrick Pearce	GBR	Flandria Kart	Flandria Competition Kart	6	1:03.234	0.971	0.145	4	96,726
24	651	Tamsin Germain (M)	GBR	Gillard	DG Racing	8	1:03.314	1.051	0.080	7	96,604
25	678	Senna Noor	IDN	CRG	PSL Karting/Riser Shadaff M	7	1:03.434	1.171	0.120	5	96,421
26	660	Damien Vuillaume	FRA	Flandria Kart	Flandria Competition Kart	1	1:03.494	1.231	0.060	1	96,330
27	628	Franck Rouxel (M)	FRA	Sodikart	Sodi Shop	6	1:04.600	2.337	1.106	6	94,681
28	680	Sergey Zagumennov (M)	RUS	Art GP	Art GP Official Team					0	-



Rotax Euro Challenge 2014 Zuera/Spain

ROTAX DD2

Zuera 1,699 Km

Warm up Saturday

19.07.2014 09:45

Practice (10:00 Time) started at 9:45:01

Lap	Time of Day	Lap Tm	Diff	S1 Tm	S2 Tm	S3 Tm	Lap	Time of Day	Lap Tm	Diff	S1 Tm	S2 Tm	S3 Tm
(626) Anthony Abbasse													
1	9:47:51.927	1:04.964	+2.701	21.937	22.581	20.446	1	9:48:03.047	1:03.842	+1.118	20.356	22.756	20.730
2	9:48:54.623	1:02.696	+0.433	20.003	22.311	20.382	2	9:49:06.399	1:03.352	+0.628	20.104	22.538	20.710
3	9:49:56.991	1:02.368	+0.105	19.913	22.173	20.282	3	9:50:09.722	1:03.323	+0.599	20.137	22.507	20.679
4	9:50:59.362	1:02.371	+0.108	19.891	22.181	20.299	4	9:51:13.305	1:03.583	+0.859	20.128	22.648	20.807
5	9:52:01.625	1:02.263		19.831	22.208	20.224	5	9:52:16.029	1:02.724		20.042	22.333	20.349
(602) Sean Babington													
1	9:47:46.437	1:03.075	+0.705	20.176	22.497	20.402	6	9:53:19.289	1:03.260	+0.536	20.136	22.554	20.570
2	9:48:49.229	1:02.792	+0.422	19.976	22.421	20.395	7	9:54:23.039	1:03.750	+1.026	20.243	22.684	20.823
3	9:49:51.680	1:02.451	+0.081	19.880	22.207	20.364	8	9:55:26.877	1:03.838	+1.114	20.698	22.657	20.483
4	9:50:54.134	1:02.454	+0.084	19.850	22.241	20.363	(665) Jordan Lennox Lamb						
5	9:51:56.526	1:02.392	+0.022	19.891	22.196	20.305	1	9:48:02.095	1:03.327	+0.552	20.252	22.514	20.561
6	9:52:58.896	1:02.370		19.817	22.245	20.308	2	9:49:05.121	1:03.026	+0.251	20.058	22.419	20.549
7	9:54:01.512	1:02.616	+0.246	19.763	22.299	20.554	3	9:50:09.777	1:04.656	+1.881	21.750	22.327	20.579
8	9:55:04.168	1:02.656	+0.286	20.108	22.232	20.316	4	9:51:13.085	1:03.308	+0.533	20.228	22.572	20.508
(611) Andreas Backman													
1	9:47:54.138	1:03.114	+0.544	20.077	22.576	20.461	5	9:52:15.860	1:02.775		20.015	22.326	20.434
2	9:48:56.944	1:02.806	+0.236	19.962	22.376	20.468	6	9:53:18.818	1:02.958	+0.183	20.154	22.335	20.469
3	9:49:59.757	1:02.813	+0.243	19.943	22.318	20.552	7	9:54:23.093	1:04.275	+1.500	20.801	22.696	20.778
4	9:51:02.610	1:02.853	+0.283	20.078	22.299	20.476	8	9:55:26.302	1:03.209	+0.434	20.519	22.266	20.424
5	9:52:05.216	1:02.606	+0.036	19.926	22.299	20.381	(679) Fred Woodley						
6	9:53:08.042	1:02.826	+0.256	20.005	22.356	20.465	1	9:47:31.055	1:04.636	+1.849	20.266	23.526	20.844
7	9:54:10.962	1:02.920	+0.350	20.043	22.399	20.478	2	9:48:34.694	1:03.639	+0.852	20.253	22.856	20.530
8	9:55:13.532	1:02.570		19.947	22.265	20.358	3	9:49:37.845	1:03.151	+0.364	20.150	22.607	20.394
(661) Filippos Kalesis													
1	9:47:39.577	1:03.299	+0.659	20.282	22.523	20.494	4	9:50:40.784	1:02.939	+0.152	20.042	22.453	20.444
2	9:48:42.584	1:03.007	+0.367	20.188	22.392	20.427	5	9:51:43.571	1:02.787		20.047	22.317	20.423
3	9:49:45.247	1:02.663	+0.023	20.005	22.256	20.402	6	9:52:46.800	1:03.229	+0.442	20.027	22.517	20.685
4	9:50:47.887	1:02.640		20.036	22.228	20.376	7	9:53:50.105	1:03.305	+0.518	20.127	22.466	20.712
5	9:51:50.648	1:02.761	+0.121	20.084	22.299	20.378	8	9:54:53.673	1:03.568	+0.781	20.525	22.392	20.651
6	9:52:53.332	1:02.684	+0.044	20.082	22.243	20.359	(650) Dario Santoro						
7	9:53:56.376	1:03.044	+0.404	20.086	22.535	20.423	1	9:47:34.397	1:03.910	+1.118	20.586	22.745	20.579
(639) Henrique Baptista													
1	9:47:33.286	1:03.756	+1.115	20.446	22.807	20.503	2	9:48:37.641	1:03.244	+0.452	20.248	22.559	20.437
2	9:48:37.074	1:03.788	+1.147	20.140	23.053	20.595	3	9:49:41.356	1:03.715	+0.923	20.461	22.632	20.622
3	9:49:40.391	1:03.317	+0.676	20.432	22.478	20.407	4	9:50:44.366	1:03.010	+0.218	20.015	22.475	20.520
4	9:50:43.167	1:02.776	+0.135	19.905	22.479	20.392	5	9:51:47.539	1:03.173	+0.381	20.089	22.505	20.579
5	9:51:45.808	1:02.641		19.916	22.365	20.360	6	9:52:50.464	1:02.925	+0.133	19.941	22.540	20.444
6	9:52:48.947	1:03.139	+0.498	19.947	22.766	20.426	7	9:53:53.461	1:02.997	+0.205	20.063	22.473	20.461
7	9:53:51.785	1:02.838	+0.197	20.012	22.402	20.424	8	9:54:56.253	1:02.792		20.053	22.281	20.458
8	9:54:54.561	1:02.776	+0.135	19.855	22.309	20.612	(621) Haralds Garkaklis						
(604) Ferenc Kancsar													
1	9:47:24.539	1:03.220	+0.555	20.221	22.481	20.518	1	9:47:16.516	1:03.464	+0.642	20.323	22.568	20.573
2	9:48:27.547	1:03.008	+0.343	20.087	22.413	20.508	2	9:48:19.767	1:03.251	+0.429	20.270	22.458	20.523
3	9:49:30.387	1:02.840	+0.175	19.990	22.365	20.485	3	9:49:22.819	1:03.052	+0.230	20.117	22.381	20.554
4	9:50:33.083	1:02.696	+0.031	19.976	22.296	20.424	4	9:50:25.641	1:02.822		20.023	22.365	20.434
5	9:51:35.866	1:02.783	+0.118	19.997	22.305	20.481	5	9:51:28.546	1:02.905	+0.083	20.086	22.361	20.458
6	9:52:38.678	1:02.812	+0.147	20.063	22.297	20.452	6	9:52:31.787	1:03.241	+0.419	20.095	22.695	20.451
7	9:53:41.343	1:02.665		19.919	22.290	20.456	7	9:53:34.709	1:02.922	+0.100	20.037	22.420	20.465
(605) Xen De Ruwe													
1	9:47:50.248	1:03.261	+0.587	20.296	22.520	20.445	8	9:54:37.911	1:03.202	+0.380	20.083	22.581	20.538
2	9:48:53.352	1:03.104	+0.430	20.213	22.397	20.494	(638) Michael E Christensen						
3	9:49:56.179	1:02.827	+0.153	20.062	22.339	20.426	1	9:47:28.834	1:03.466	+0.643	20.592	22.531	20.343
4	9:50:58.860	1:02.681	+0.007	19.926	22.296	20.459	2	9:48:32.055	1:03.221	+0.398	20.268	22.452	20.501
5	9:52:01.592	1:02.732	+0.058	19.939	22.362	20.431	3	9:49:34.906	1:02.851	+0.028	20.026	22.371	20.454
6	9:53:04.627	1:03.035	+0.361	20.172	22.386	20.477	4	9:50:38.008	1:03.102	+0.279	20.219	22.336	20.547
7	9:54:07.420	1:02.793	+0.119	19.969	22.345	20.479	5	9:51:40.831	1:02.823		20.058	22.298	20.467
8	9:55:10.094	1:02.674		19.860	22.356	20.458	6	9:52:43.925	1:03.094	+0.271	20.123	22.368	20.603
(641) Bryan Eerden													
1	9:47:19.708	1:03.227	+0.381	20.189	22.531	20.507	7	9:53:47.177	1:03.252	+0.429	20.078	22.425	20.749
2	9:48:22.856	1:03.148	+0.302	20.081	22.507	20.560	8	9:54:50.151	1:02.974	+0.151	20.123	22.351	20.500
3	9:49:25.934	1:03.078	+0.232	20.038	22.434	20.606	9	9:55:53.178	1:03.027	+0.204	20.095	22.332	20.600
4	9:50:28.992	1:03.058	+0.212	20.004	22.569	20.485							

Timekeeping M. Wagner:

Clerk of the course Thomas Lainer:

www.mylaps.com

Steward Horst Seidel:

Chief Scrutineer Paul Klaassen:

Licensed to: Motorsport Events



Rotax Euro Challenge 2014 Zuera/Spain

ROTAX DD2

Zuera 1,699 Km

Warm up Saturday

19.07.2014 09:45

Practice (10:00 Time) started at 9:45:01

Lap	Time of Day	Lap Tm	Diff	S1 Tm	S2 Tm	S3 Tm	Lap	Time of Day	Lap Tm	Diff	S1 Tm	S2 Tm	S3 Tm
5	9:51:31.916	1:02.924	+0.078	20.010	22.395	20.519	2	9:48:35.905	1:03.967	+0.878	20.560	22.884	20.523
6	9:52:34.762	1:02.846		19.958	22.408	20.480	3	9:49:39.286	1:03.381	+0.292	20.348	22.550	20.483
(601) Ben Cooper							4	9:50:42.452	1:03.166	+0.077	20.165	22.486	20.515
1	9:47:37.730	1:03.902	+0.965	20.310	22.547	21.045	5	9:51:45.541	1:03.089		20.127	22.429	20.533
2	9:48:40.941	1:03.211	+0.274	20.283	22.416	20.512	6	9:52:48.774	1:03.233	+0.144	20.105	22.563	20.565
3	9:49:43.880	1:02.939	+0.002	20.114	22.322	20.503	7	9:53:52.411	1:03.637	+0.548	20.427	22.756	20.454
4	9:50:46.955	1:03.075	+0.138	20.055	22.348	20.672	8	9:54:55.718	1:03.307	+0.218	20.083	22.615	20.609
5	9:51:49.892	1:02.937		20.172	22.392	20.373	(612) Patrick Pearce						
(633) Martin Pierce (M)							1	9:47:23.449	1:03.794	+0.560	20.400	22.756	20.638
1	9:47:30.402	1:04.213	+1.236	20.264	23.440	20.509	2	9:48:27.641	1:04.192	+0.958	20.603	22.761	20.828
2	9:48:33.572	1:03.170	+0.193	20.078	22.559	20.533	3	9:49:31.038	1:03.397	+0.163	20.256	22.564	20.577
3	9:49:37.121	1:03.549	+0.572	19.996	22.940	20.613	4	9:50:34.272	1:03.234		20.140	22.545	20.549
4	9:50:40.253	1:03.132	+0.155	20.048	22.485	20.599	5	9:51:37.789	1:03.517	+0.283	20.074	22.648	20.795
5	9:51:43.230	1:02.977		20.076	22.429	20.472	6	9:52:41.613	1:03.824	+0.590	20.173	22.667	20.984
6	9:55:37.760	3:54.530	+2:51.553	20.099	22.639	20.593	(651) Tamsin Germain (M)						
(608) Kevin Ludi							1	9:47:40.194	1:04.376	+1.062	20.849	22.914	20.613
1	9:47:21.361	1:03.298	+0.313	20.225	22.536	20.537	2	9:48:44.107	1:03.913	+0.599	20.175	22.768	20.970
2	9:48:24.465	1:03.104	+0.119	20.093	22.486	20.525	3	9:49:47.634	1:03.527	+0.213	20.150	22.784	20.593
3	9:49:27.540	1:03.075	+0.090	20.101	22.434	20.540	4	9:50:51.159	1:03.525	+0.211	20.067	22.836	20.622
4	9:50:30.525	1:02.985		20.062	22.406	20.517	5	9:51:54.630	1:03.471	+0.157	20.084	22.810	20.577
5	9:51:33.571	1:03.046	+0.061	20.034	22.424	20.588	6	9:52:58.137	1:03.507	+0.193	20.236	22.763	20.508
6	9:52:36.650	1:03.079	+0.094	20.088	22.439	20.552	7	9:54:01.451	1:03.314		20.129	22.522	20.663
7	9:53:39.802	1:03.152	+0.167	20.130	22.460	20.562	8	9:55:04.827	1:03.376	+0.062	20.412	22.579	20.385
(616) Maxi Fleischmann							(678) Senna Noor						
1	9:47:30.009	1:03.990	+0.946	20.293	23.022	20.675	1	9:47:32.417	1:04.820	+1.386	20.735	23.168	20.917
2	9:48:33.122	1:03.113	+0.069	20.169	22.494	20.450	2	9:48:37.018	1:04.601	+1.167	20.631	23.311	20.659
3	9:49:36.706	1:03.584	+0.540	20.068	22.952	20.564	3	9:49:41.576	1:04.558	+1.124	21.068	22.917	20.573
4	9:50:39.849	1:03.143	+0.099	20.128	22.390	20.625	4	9:50:45.124	1:03.548	+0.114	20.302	22.657	20.589
5	9:51:42.952	1:03.103	+0.059	20.043	22.505	20.555	5	9:51:48.558	1:03.434		20.215	22.622	20.597
6	9:52:47.228	1:04.276	+1.232	20.059	23.675	20.542	6	9:52:52.463	1:03.905	+0.471	20.555	22.755	20.595
7	9:53:50.272	1:03.044		20.131	22.440	20.473	7	9:53:55.907	1:03.444	+0.010	20.202	22.592	20.650
(623) Sanad Al Rawahi							(660) Damien Vuillaume						
1	9:47:35.475	1:04.632	+1.573	21.050	22.867	20.715	1	9:47:22.328	1:03.494		20.399	22.512	20.583
2	9:48:39.204	1:03.729	+0.670	20.446	22.629	20.654	(628) Franck Rouxel (M)						
3	9:49:42.263	1:03.059		20.111	22.523	20.425	1	9:47:31.638	1:07.040	+2.440	21.657	24.345	21.038
4	9:50:45.859	1:03.596	+0.537	20.336	22.536	20.724	2	9:48:36.894	1:05.256	+0.656	20.886	23.445	20.925
5	9:51:49.178	1:03.319	+0.260	20.193	22.625	20.501	3	9:49:42.168	1:05.274	+0.674	21.407	23.081	20.786
6	9:52:53.146	1:03.968	+0.909	20.091	22.963	20.914	4	9:50:47.005	1:04.837	+0.237	20.606	23.032	21.199
7	9:53:56.729	1:03.583	+0.524	20.080	23.025	20.478	5	9:51:51.696	1:04.691	+0.091	20.902	22.953	20.836
8	9:55:00.069	1:03.340	+0.281	20.172	22.672	20.496	6	9:52:56.296	1:04.600		20.506	22.998	21.096
9	9:56:03.596	1:03.527	+0.468	20.179	22.703	20.645	(681) Milan Dontje						
(620) Joshua Collings							1	9:47:25.090	1:03.832	+0.771	20.527	22.727	20.578
1	9:47:28.744	1:04.274	+1.207	20.561	22.906	20.807	2	9:48:28.480	1:03.390	+0.329	20.184	22.567	20.639
2	9:48:32.693	1:03.949	+0.882	20.566	22.685	20.698	3	9:49:31.840	1:03.360	+0.299	20.120	22.662	20.578
3	9:49:37.637	1:04.944	+1.877	20.232	24.006	20.706	4	9:50:35.058	1:03.218	+0.157	20.084	22.539	20.595
4	9:50:41.512	1:03.875	+0.808	20.147	23.096	20.632	5	9:51:38.119	1:03.061		20.053	22.506	20.502
5	9:51:44.579	1:03.067		20.104	22.539	20.424	6	9:52:41.428	1:03.309	+0.248	20.108	22.593	20.608
6	9:52:47.664	1:03.085	+0.018	20.081	22.519	20.485	(620) Joshua Collings						
7	9:53:50.845	1:03.181	+0.114	20.060	22.514	20.607	1	9:47:28.744	1:04.274	+1.207	20.561	22.906	20.807
(653) Julien Renaudin							2	9:48:32.693	1:03.949	+0.882	20.566	22.685	20.698
1	9:47:31.938	1:07.471	+4.382	21.687	24.835	20.949	3	9:49:37.637	1:04.944	+1.877	20.232	24.006	20.706

Timekeeping M. Wagner:



Clerk of the course Thomas Lainer:

www.mylaps.com

Steward Horst Seidel:

Chief Scrutineer Paul Klaassen:

Licensed to: Motorsport Events



Rotax Euro Challenge 2014 Zuera/Spain

ROTAX DD2 Zuera 1,699 Km

RACE 5 Qualifying Heat 1 -NEW- 19.07.2014 11:40

Race (8 Laps) started at 11:44:55

Pos	No.	Name	Nat.	Chassis	Race Team	Laps	Total Tm	Diff	Best Tm	In Lap	km/h	Points
1	601	Ben Cooper	CAN	Birel	KMS Birel Motorsport	8	8:29.642		1:02.868	6	97,290	0
2	604	Ferenc Kancsar	HUN	Birel	KMS Birel Motorsport	8	8:29.772	0.130	1:02.740	7	97,488	2
3	611	Andreas Backman	SWE	Tonykart	Strawberry Racing	8	8:30.708	1.066	1:02.790	7	97,410	3
4	641	Bryan Eerden	NLD	CRG	PSL Karting	8	8:31.408	1.766	1:02.838	8	97,336	4
5	602	Sean Babington	GBR	Tonykart	Strawberry Racing	8	8:34.039	4.397	1:02.587	5	97,726	5
6	605	Xen De Ruwe	BEL	Intrepid	Intrepid Driver Program	8	8:34.610	4.968	1:03.381	4	96,502	6
7	608	Kevin Ludi	CHE	Kosmic	Spirit Karting	8	8:34.845	5.203	1:03.226	4	96,739	7
8	621	Haralds Garkaklis	LVA	Gillard	MRG Racing	8	8:34.872	5.230	1:03.210	4	96,763	8
9	639	Henrique Baptista	PRT	FA	Dan Holland Racing	8	8:35.032	5.390	1:03.112	8	96,913	9
10	650	Dario Santoro	ITA	Maranello	Maranello Kart	8	8:35.205	5.563	1:02.851	5	97,316	10
11	620	Joshua Collings	GBR	CRG	Msport Karting	8	8:36.636	6.994	1:03.341	4	96,563	11
12	616	Maxi Fleischmann	DEU	Praga	Praga Racing Team	8	8:36.889	7.247	1:02.866	5	97,293	12
13	665	Jordan Lennox Lamb	GBR	CRG	CRG S.P.A.	8	8:37.084	7.442	1:02.985	6	97,109	13
14	633	Martin Pierce (M)	IRL	Praga	Praga Racing Team	8	8:37.418	7.776	1:03.210	5	96,763	14
15	681	Milan Dontje	NLD	CRG	CRG SPA	8	8:38.040	8.398	1:03.477	7	96,356	15
16	679	Fred Woodley	CAN	Maranello	Maranello Kart	8	8:38.261	8.619	1:03.200	5	96,778	16
17	651	Tamsin Germain (M)	GBR	Gillard	DG Racing	8	8:38.421	8.779	1:03.461	7	96,380	17
18	661	Filippos Kalesis	GRC	DR	VPDR	8	8:38.551	8.909	1:03.015	6	97,063	18
19	675	Alessandro Bizzotto	CAN	CRG	CRG S.P.A.	8	8:39.271	9.629	1:03.184	5	96,803	19
20	653	Julien Renaudin	FRA	Sodikart	KPR	8	8:39.523	9.881	1:03.356	5	96,540	20
21	655	Christophe Adams (M)	BEL	Kosmic	Sonic Racing Kart	8	8:40.324	10.682	1:03.585	5	96,192	21
22	623	Sanad Al Rawahi	OMN	DR	Msport Karting	8	8:40.401	10.759	1:03.435	5	96,420	22
23	612	Patrick Pearce	GBR	Flandria Kart	Flandria Competition Kart	8	8:40.599	10.957	1:03.473	5	96,362	23
24	660	Damien Vuillaume	FRA	Flandria Kart	Flandria Competition Kart	8	8:40.666	11.024	1:03.142	5	96,867	24
25	638	Michael E Christensen	DNK	Tonykart	RS Competition	8	8:40.693	11.051	1:03.075	5	96,970	25
26	678	Senna Noor	IDN	CRG	PSL Karting/Riser Shadaff M/Spr	8	8:42.015	12.373	1:03.783	5	95,894	26
27	628	Franck Rouxel (M)	FRA	Sodikart	Sodi Shop	8	8:44.132	14.490	1:04.224	8	95,235	27
28	626	Anthony Abbasse	FRA	Sodikart	Sodikart	8	8:44.569	14.927	1:02.667	5	97,602	28
Not classified												
DNS	637	Cristobal Garcia Ramos	ESP	Kosmic	Binakart Competicion			DNS		0	-	31
DNS	680	Sergey Zagumennov (M)	RUS	Art GP	Art GP Official Team			DNS		0	-	31

Announcements

These results are provisional until the conclusion of any judicial and technical matters!
 No. 626 + 638 + 660 warning board / time penalty 5 sec

Margin of Victory	Ø km/h	Best Lap Tm	km/h	Best Lap by
0.130	96,011	1:02.587	97,726	602 - Sean Babington

Official Timing www.rgmmc.com Orbits

Timekeeping M. Wagner: Clerk of the course Thomas Lainer: www.mylaps.com
 Steward Horst Seidel: Chief Scrutineer Paul Klaassen: Licensed to: Motorsport Events
 Printed: 19.07.2014 12:18:14 posted at: h



Rotax Euro Challenge 2014 Zuera/Spain

ROTAX DD2

Zuera 1,699 Km

RACE 5 Qualifying Heat 1

19.07.2014 11:40

Race (8 Laps) started at 11:44:55

Lap	Time of Day	Lap Tm	Diff	S1 Tm	S2 Tm	S3 Tm	Lap	Time of Day	Lap Tm	Diff	S1 Tm	S2 Tm	S3 Tm							
(601) Ben Cooper																				
1	11:46:01.952	1:06.024	+3.156	21.590	23.311	21.123	5	11:50:18.708	1:03.874	+0.648	20.359	22.874	20.641							
2	11:47:05.871	1:03.919	+1.051	20.501	22.725	20.693	6	11:51:23.090	1:04.382	+1.156	20.521	23.281	20.580							
3	11:48:10.472	1:04.601	+1.733	20.816	23.106	20.679	7	11:52:26.894	1:03.804	+0.578	20.638	22.774	20.392							
4	11:49:13.839	1:03.367	+0.499	20.077	22.601	20.689	8	11:53:30.773	1:03.879	+0.653	20.406	22.826	20.647							
5	11:50:16.880	1:03.041	+0.173	20.027	22.465	20.549	(621) Haralds Garkaklis													
6	11:51:19.748	1:02.868		19.932	22.411	20.525	1	11:46:04.724	1:07.354	+4.144	22.500	23.954	20.900							
7	11:52:22.619	1:02.871	+0.003	19.943	22.417	20.511	2	11:47:08.693	1:03.969	+0.759	20.291	23.026	20.652							
8	11:53:25.570	1:02.951	+0.083	19.959	22.477	20.515	3	11:48:12.317	1:03.624	+0.414	20.326	22.717	20.581							
(604) Ferenc Kancsar																				
1	11:46:02.238	1:06.071	+3.331	22.125	22.983	20.963	4	11:49:15.527	1:03.210		20.129	22.567	20.514							
2	11:47:06.338	1:04.100	+1.360	20.889	22.609	20.602	5	11:50:18.922	1:03.395	+0.185	20.094	22.814	20.487							
3	11:48:10.318	1:03.980	+1.240	20.545	22.841	20.594	6	11:51:23.968	1:05.046	+1.836	21.264	23.197	20.585							
4	11:49:14.243	1:03.925	+1.185	20.500	22.877	20.548	7	11:52:27.564	1:03.596	+0.386	20.115	23.009	20.472							
5	11:50:17.059	1:02.816	+0.076	19.995	22.396	20.425	8	11:53:30.800	1:03.236	+0.026	20.056	22.583	20.597							
6	11:51:19.928	1:02.869	+0.129	20.042	22.393	20.434	(639) Henrique Baptista													
7	11:52:22.668	1:02.740		19.963	22.402	20.375	1	11:46:03.757	1:07.073	+3.961	22.854	23.385	20.834							
8	11:53:25.700	1:03.032	+0.292	20.054	22.511	20.467	2	11:47:08.027	1:04.270	+1.158	20.388	23.235	20.647							
(611) Andreas Backman																				
1	11:46:02.142	1:06.051	+3.261	22.087	22.992	20.972	3	11:48:11.381	1:03.354	+0.242	20.156	22.633	20.565							
2	11:47:06.011	1:03.869	+1.079	20.623	22.636	20.610	4	11:49:14.670	1:03.289	+0.177	20.106	22.641	20.542							
3	11:48:10.226	1:04.215	+1.425	20.580	23.008	20.627	5	11:50:18.770	1:04.100	+0.988	20.563	22.979	20.558							
4	11:49:14.477	1:04.251	+1.461	20.422	23.231	20.598	6	11:51:23.706	1:04.936	+1.824	20.416	23.998	20.522							
5	11:50:18.064	1:03.587	+0.797	20.513	22.581	20.493	7	11:52:27.848	1:04.142	+1.030	20.112	23.516	20.514							
6	11:51:20.869	1:02.805	+0.015	19.976	22.398	20.431	8	11:53:30.960	1:03.112		20.009	22.477	20.626							
7	11:52:23.659	1:02.790		19.928	22.400	20.462	(650) Dario Santoro													
8	11:53:26.636	1:02.977	+0.187	19.962	22.380	20.635	1	11:46:02.690	1:06.189	+3.338	22.035	23.312	20.842							
(641) Bryan Eerden																				
1	11:46:02.387	1:05.928	+3.090	21.909	23.199	20.820	2	11:47:10.056	1:07.366	+4.515	20.750	26.097	20.519							
2	11:47:07.005	1:04.618	+1.780	20.873	23.082	20.663	3	11:48:13.618	1:03.562	+0.711	20.563	22.571	20.428							
3	11:48:10.676	1:03.671	+0.833	20.213	22.774	20.684	4	11:49:17.668	1:04.050	+1.199	20.787	22.730	20.533							
4	11:49:14.567	1:03.891	+1.053	20.216	23.089	20.586	5	11:50:20.519	1:02.851		19.968	22.414	20.469							
5	11:50:18.512	1:03.945	+1.107	20.495	22.926	20.524	6	11:51:24.152	1:03.633	+0.782	20.052	23.050	20.531							
6	11:51:21.548	1:03.036	+0.198	19.944	22.491	20.601	7	11:52:28.230	1:04.078	+1.227	20.454	23.016	20.608							
7	11:52:24.498	1:02.950	+0.112	20.011	22.409	20.530	8	11:53:31.133	1:02.903	+0.052	20.066	22.456	20.381							
8	11:53:27.336	1:02.838		19.939	22.448	20.451	(660) Damien Vuillaume													
(602) Sean Babington																				
1	11:46:06.581	1:08.157	+5.570	23.327	23.818	21.012	1	11:46:04.178	1:07.376	+4.234	22.883	23.805	20.688							
2	11:47:10.840	1:04.259	+1.672	20.785	22.693	20.781	2	11:47:08.381	1:04.203	+1.061	20.257	23.450	20.496							
3	11:48:14.056	1:03.216	+0.629	20.461	22.382	20.373	3	11:48:12.910	1:04.529	+1.387	20.665	23.390	20.474							
4	11:49:17.068	1:03.012	+0.425	20.337	22.381	20.294	4	11:49:16.326	1:03.416	+0.274	20.282	22.658	20.476							
5	11:50:19.655	1:02.587		19.834	22.504	20.249	5	11:50:19.468	1:03.142		20.279	22.453	20.410							
6	11:51:23.233	1:03.578	+0.991	20.343	22.715	20.520	6	11:51:23.538	1:04.070	+0.928	20.606	22.969	20.495							
7	11:52:27.094	1:03.861	+1.274	20.500	23.085	20.276	7	11:52:28.151	1:04.613	+1.471	21.171	22.902	20.540							
8	11:53:29.967	1:02.873	+0.286	19.985	22.421	20.467	8	11:53:31.594	1:03.443	+0.301	20.505	22.448	20.490							
(605) Xen De Ruwe																				
1	11:46:03.693	1:06.704	+3.323	22.455	23.369	20.880	(638) Michael E Christensen													
2	11:47:08.254	1:04.561	+1.180	20.622	23.331	20.608	1	11:46:02.953	1:06.376	+3.301	22.145	23.341	20.890							
3	11:48:12.570	1:04.316	+0.935	20.556	23.232	20.528	2	11:47:09.029	1:06.076	+3.001	20.596	24.845	20.635							
4	11:49:15.951	1:03.381		20.110	22.770	20.501	3	11:48:12.767	1:03.738	+0.663	20.153	23.113	20.472							
5	11:50:19.334	1:03.383	+0.002	20.310	22.620	20.453	4	11:49:16.106	1:03.339	+0.264	19.983	22.941	20.415							
6	11:51:23.186	1:03.852	+0.471	20.354	22.949	20.549	5	11:50:19.181	1:03.075		20.034	22.617	20.424							
7	11:52:26.830	1:03.644	+0.263	20.424	22.746	20.474	6	11:51:23.449	1:04.268	+1.193	20.270	23.436	20.562							
8	11:53:30.538	1:03.708	+0.327	20.247	22.818	20.643	7	11:52:28.482	1:05.033	+1.958	21.833	22.722	20.478							
(608) Kevin Ludi																				
1	11:46:03.878	1:07.011	+3.785	22.671	23.484	20.856	8	11:53:31.621	1:03.139	+0.064	20.303	22.448	20.388							
2	11:47:08.092	1:04.214	+0.988	20.258	23.341	20.615	(620) Joshua Collings													
3	11:48:11.608	1:03.516	+0.290	20.483	22.545	20.488	1	11:46:04.885	1:07.820	+4.479	22.611	24.066	21.143							
4	11:49:14.834	1:03.226		20.066	22.741	20.419	2	11:47:09.558	1:04.673	+1.332	20.866	23.011	20.796							
(616) Maxi Fleischmann																				
1	11:46:04.885	1:07.820	+4.479	22.611	24.066	21.143	3	11:48:13.147	1:03.589	+0.248	20.340	22.669	20.580							
2	11:47:09.558	1:04.673	+1.332	20.866	23.011	20.796	4	11:49:16.488	1:03.341		20.312	22.514	20.515							
3	11:48:13.147	1:03.589	+0.248	20.340	22.669	20.580	5	11:50:20.168	1:03.680	+0.339	20.286	22.829	20.565							
4	11:49:16.488	1:03.341		20.312	22.514	20.515	6	11:51:24.456	1:04.288	+0.947	20.467	23.072	20.749							
5	11:50:20.168	1:03.680	+0.339	20.286	22.829	20.565	7	11:52:28.851	1:04.395	+1.054	20.978	22.947	20.470							
6	11:51:24.456	1:04.288	+0.947	20.467	23.072	20.749	8	11:53:32.564	1:03.713	+0.372	20.667	22.515	20.531							
7	11:52:28.851	1:04.395	+1.054	20.978	22.947	20.470	(616) Maxi Fleischmann													
8	11:53:32.564	1:03.713	+0.372	20.667	22.515	20.531	(616) Maxi Fleischmann													



Rotax Euro Challenge 2014 Zuera/Spain

ROTAX DD2

Zuera 1,699 Km

RACE 5 Qualifying Heat 1

19.07.2014 11:40

Race (8 Laps) started at 11:44:55

Lap	Time of Day	Lap Tm	Diff	S1 Tm	S2 Tm	S3 Tm	Lap	Time of Day	Lap Tm	Diff	S1 Tm	S2 Tm	S3 Tm
1	11:46:05.580	1:08.211	+5.345	23.420	23.505	21.286	7	11:52:29.586	1:04.642	+1.627	21.279	22.817	20.546
2	11:47:10.000	1:04.420	+1.554	20.382	23.427	20.611	8	11:53:34.479	1:04.893	+1.878	21.633	22.809	20.451
3	11:48:14.392	1:04.392	+1.526	20.889	22.638	20.865	(675) Alessandro Bizzotto						
4	11:49:18.031	1:03.639	+0.773	20.200	22.908	20.531	1	11:46:05.216	1:08.261	+5.077	22.994	23.936	21.331
5	11:50:20.897	1:02.866		19.978	22.411	20.477	2	11:47:10.498	1:05.282	+2.098	20.640	23.897	20.745
6	11:51:24.607	1:03.710	+0.844	20.049	22.838	20.823	3	11:48:15.847	1:05.349	+2.165	21.422	23.254	20.673
7	11:52:29.009	1:04.402	+1.536	20.751	23.148	20.503	4	11:49:20.394	1:04.547	+1.363	20.819	22.872	20.856
8	11:53:32.817	1:03.808	+0.942	20.705	22.591	20.512	5	11:50:23.578	1:03.184		20.088	22.518	20.578
(665) Jordan Lennox Lamb						6	11:51:28.087	1:04.509	+1.325	20.309	23.601	20.599	
1	11:46:01.825	1:05.677	+2.692	21.499	23.351	20.827	7	11:52:31.762	1:03.675	+0.491	20.549	22.660	20.466
2	11:47:12.803	1:10.978	+7.993	26.871	23.641	20.466	8	11:53:35.199	1:03.437	+0.253	20.098	22.684	20.655
3	11:48:16.167	1:03.364	+0.379	20.245	22.657	20.462	(653) Julien Renaudin						
4	11:49:19.405	1:03.238	+0.253	20.272	22.523	20.443	1	11:46:06.526	1:08.523	+5.167	23.452	24.004	21.067
5	11:50:22.410	1:03.005	+0.020	20.009	22.609	20.387	2	11:47:11.299	1:04.773	+1.417	21.261	22.885	20.627
6	11:51:25.395	1:02.985		20.097	22.455	20.433	3	11:48:15.985	1:04.686	+1.330	21.119	22.903	20.664
7	11:52:29.456	1:04.061	+1.076	20.656	23.016	20.389	4	11:49:19.913	1:03.928	+0.572	20.495	22.825	20.608
8	11:53:33.012	1:03.556	+0.571	20.479	22.534	20.543	5	11:50:23.269	1:03.356		20.232	22.575	20.549
(633) Martin Pierce (M)						6	11:51:28.025	1:04.756	+1.400	20.698	23.397	20.661	
1	11:46:06.234	1:08.152	+4.942	23.281	23.783	21.088	7	11:52:31.634	1:03.609	+0.253	20.257	22.711	20.641
2	11:47:10.570	1:04.336	+1.126	20.422	23.172	20.742	8	11:53:35.451	1:03.817	+0.461	20.146	23.099	20.572
3	11:48:14.619	1:04.049	+0.839	20.844	22.634	20.571	(655) Christophe Adams (M)						
4	11:49:18.385	1:03.766	+0.556	20.131	23.117	20.518	1	11:46:06.311	1:08.970	+5.385	23.388	24.291	21.291
5	11:50:21.595	1:03.210		20.080	22.498	20.632	2	11:47:12.236	1:05.925	+2.340	21.957	23.138	20.830
6	11:51:24.827	1:03.232	+0.022	20.042	22.527	20.663	3	11:48:17.084	1:04.848	+1.263	20.736	23.272	20.840
7	11:52:29.300	1:04.473	+1.263	20.899	23.062	20.512	4	11:49:20.931	1:03.847	+0.262	20.567	22.681	20.599
8	11:53:33.346	1:04.046	+0.836	20.945	22.611	20.490	5	11:50:24.516	1:03.585		20.206	22.618	20.761
(681) Milan Dontje						6	11:51:28.423	1:03.907	+0.322	20.196	22.925	20.786	
1	11:46:05.941	1:07.841	+4.364	22.715	23.553	21.573	7	11:52:32.188	1:03.765	+0.180	20.164	23.091	20.510
2	11:47:10.817	1:04.876	+1.399	20.970	23.015	20.891	8	11:53:36.252	1:04.064	+0.479	20.382	23.055	20.627
3	11:48:15.348	1:04.531	+1.054	21.028	22.883	20.620	(623) Sanad Al Rawahi						
4	11:49:19.123	1:03.775	+0.298	20.413	22.773	20.589	1	11:46:06.765	1:08.080	+4.645	22.875	24.173	21.032
5	11:50:23.104	1:03.981	+0.504	20.403	22.796	20.782	2	11:47:12.794	1:06.029	+2.594	21.644	23.703	20.682
6	11:51:26.584	1:03.480	+0.003	20.297	22.627	20.556	3	11:48:17.320	1:04.526	+1.091	20.406	23.196	20.924
7	11:52:30.061	1:03.477		20.352	22.589	20.536	4	11:49:21.615	1:04.295	+0.860	21.100	22.594	20.601
8	11:53:33.968	1:03.907	+0.430	20.693	22.660	20.554	5	11:50:25.050	1:03.435		20.355	22.530	20.550
(679) Fred Woodley						6	11:51:28.680	1:03.630	+0.195	20.243	22.562	20.825	
1	11:46:05.880	1:08.312	+5.112	23.097	23.571	21.644	7	11:52:32.580	1:03.900	+0.465	20.525	22.862	20.513
2	11:47:12.370	1:06.490	+3.290	22.468	23.404	20.618	8	11:53:36.329	1:03.749	+0.314	20.208	22.944	20.597
3	11:48:17.128	1:04.758	+1.558	20.410	22.855	21.493	(612) Patrick Pearce						
4	11:49:20.693	1:03.565	+0.365	20.389	22.537	20.639	1	11:46:06.903	1:08.325	+4.852	23.230	24.021	21.074
5	11:50:23.893	1:03.200		20.166	22.532	20.502	2	11:47:13.221	1:06.318	+2.845	21.628	23.960	20.730
6	11:51:27.151	1:03.258	+0.058	20.077	22.596	20.585	3	11:48:17.503	1:04.282	+0.809	20.563	22.717	21.002
7	11:52:30.416	1:03.265	+0.065	20.145	22.595	20.525	4	11:49:21.226	1:03.723	+0.250	20.433	22.667	20.623
8	11:53:34.189	1:03.773	+0.573	20.361	22.886	20.526	5	11:50:24.699	1:03.473		20.216	22.515	20.742
(651) Tamsin Germain (M)						6	11:51:28.526	1:03.827	+0.354	20.145	22.894	20.788	
1	11:46:04.890	1:07.766	+4.305	23.133	23.746	20.887	7	11:52:32.944	1:04.418	+0.945	20.414	23.330	20.674
2	11:47:09.614	1:04.724	+1.263	20.777	23.203	20.744	8	11:53:36.527	1:03.583	+0.110	20.132	22.786	20.665
3	11:48:13.495	1:03.881	+0.420	20.661	22.700	20.520	(678) Senna Noor						
4	11:49:18.587	1:05.092	+1.631	21.033	23.594	20.465	1	11:46:07.446	1:08.382	+4.599	23.149	24.329	20.904
5	11:50:22.711	1:04.124	+0.663	20.516	23.121	20.487	2	11:47:13.360	1:05.914	+2.131	21.527	23.774	20.613
6	11:51:26.324	1:03.613	+0.152	20.191	22.839	20.583	3	11:48:17.828	1:04.468	+0.685	20.942	22.837	20.689
7	11:52:29.785	1:03.461		20.236	22.757	20.468	4	11:49:22.174	1:04.346	+0.563	20.841	22.805	20.700
8	11:53:34.349	1:04.564	+1.103	21.125	23.012	20.427	5	11:50:25.957	1:03.783		20.331	22.729	20.723
(661) Filippos Kalesis						6	11:51:30.263	1:04.306	+0.523	20.718	22.889	20.699	
1	11:46:06.380	1:07.987	+4.972	23.190	23.762	21.035	7	11:52:34.071	1:03.808	+0.025	20.416	22.750	20.642
2	11:47:11.075	1:04.695	+1.680	20.920	22.940	20.835	8	11:53:37.943	1:03.872	+0.089	20.361	22.802	20.709
3	11:48:15.493	1:04.418	+1.403	21.012	22.967	20.439	(628) Franck Rouxel (M)						
4	11:49:18.771	1:03.278	+0.263	20.182	22.539	20.557	1	11:46:07.393	1:08.923	+4.699	23.378	24.381	21.164
5	11:50:21.929	1:03.158	+0.143	20.271	22.465	20.422	2	11:47:13.645	1:06.252	+2.028	21.345	24.125	20.782
6	11:51:24.944	1:03.015		20.017	22.435	20.563							



Rotax Euro Challenge 2014 Zuera/Spain

ROTAX DD2

Zuera 1,699 Km

RACE 5 Qualifying Heat 1

19.07.2014 11:40

Race (8 Laps) started at 11:44:55

Lap	Time of Day	Lap Tm	Diff	S1 Tm	S2 Tm	S3 Tm	Lap	Time of Day	Lap Tm	Diff	S1 Tm	S2 Tm	S3 Tm
3	11:48:18.366	1:04.721	+0.497	20.721	23.158	20.842							
4	11:49:22.849	1:04.483	+0.259	20.571	23.068	20.844							
5	11:50:27.190	1:04.341	+0.117	20.470	23.100	20.771							
6	11:51:31.600	1:04.410	+0.186	20.487	23.138	20.785							
7	11:52:35.836	1:04.236	+0.012	20.427	22.943	20.866							
8	11:53:40.060	1:04.224		20.540	22.823	20.861							

(626) Anthony Abbasse

1	11:46:01.805	1:05.758	+3.091	21.537	23.316	20.905
2	11:47:17.365	1:15.560	+12.893	32.385	22.612	20.563
3	11:48:20.543	1:03.178	+0.511	20.090	22.457	20.631
4	11:49:23.448	1:02.905	+0.238	20.110	22.396	20.399
5	11:50:26.115	1:02.667		19.974	22.379	20.314
6	11:51:29.031	1:02.916	+0.249	20.174	22.383	20.359
7	11:52:32.229	1:03.198	+0.531	20.097	22.765	20.336
8	11:53:35.497	1:03.268	+0.601	20.214	22.585	20.469



Rotax Euro Challenge 2014 Zuera/Spain

ROTAX DD2

Zuera 1,699 Km

RACE 10 Qualifying Heat 2

19.07.2014 14:40

Race (8 Laps) started at 14:43:04

Pos	No.	Name	Nat.	Chassis	Race Team	Laps	Total Tm	Diff	Best Tm	In Lap	km/h	Points
1	626	Anthony Abbasse	FRA	Sodikart	Sodikart	8	8:27.213		1:02.997	6	97,090	0
2	601	Ben Cooper	CAN	Birel	KMS Birel Motorsport	8	8:27.232	0.019	1:03.029	4	97,041	2
3	611	Andreas Backman	SWE	Tonykart	Strawberry Racing	8	8:27.978	0.765	1:02.930	6	97,194	3
4	604	Ferenc Kancsar	HUN	Birel	KMS Birel Motorsport	8	8:28.119	0.906	1:02.812	6	97,376	4
5	638	Michael E Christensen	DNK	Tonykart	RS Competition	8	8:30.012	2.799	1:03.035	3	97,032	5
6	665	Jordan Lennox Lamb	GBR	CRG	CRG S.P.A.	8	8:30.767	3.554	1:03.036	8	97,030	6
7	605	Xen De Ruwe	BEL	Intrepid	Intrepid Driver Program	8	8:31.883	4.670	1:03.078	8	96,966	7
8	660	Damien Vuillaume	FRA	Flandria Kart	Flandria Competition Kart	8	8:32.643	5.430	1:02.998	8	97,089	8
9	641	Bryan Eerden	NLD	CRG	PSL Karting	8	8:32.925	5.712	1:02.936	8	97,184	9
10	639	Henrique Baptista	PRT	FA	Dan Holland Racing	8	8:35.213	8.000	1:03.555	8	96,238	10
11	621	Haralds Garkaklis	LVA	Gillard	MRG Racing	8	8:35.523	8.310	1:03.185	5	96,801	11
12	681	Milan Dontje	NLD	CRG	CRG SPA	8	8:35.795	8.582	1:03.527	6	96,280	12
13	602	Sean Babington	GBR	Tonykart	Strawberry Racing	8	8:37.839	10.626	1:02.755	5	97,465	13
14	650	Dario Santoro	ITA	Maranello	Maranello Kart	8	8:38.282	11.069	1:03.036	5	97,030	14
15	661	Filippos Kalesis	GRC	DR	VPDR	8	8:38.975	11.762	1:03.724	3	95,983	15
16	620	Joshua Collings	GBR	CRG	Msport Karting	8	8:39.262	12.049	1:03.455	7	96,390	16
17	616	Maxi Fleischmann	DEU	Praga	Praga Racing Team	8	8:39.607	12.394	1:03.549	8	96,247	17
18	675	Alessandro Bizzotto	CAN	CRG	CRG S.P.A.	8	8:40.104	12.891	1:03.583	8	96,196	18
19	633	Martin Pierce (M)	IRL	Praga	Praga Racing Team	8	8:40.235	13.022	1:03.498	8	96,324	19
20	679	Fred Woodley	CAN	Maranello	Maranello Kart	8	8:40.515	13.302	1:03.356	4	96,540	20
21	612	Patrick Pearce	GBR	Flandria Kart	Flandria Competition Kart	8	8:40.718	13.505	1:03.478	4	96,355	21
22	655	Christophe Adams (M)	BEL	Kosmic	Sonic Racing Kart	8	8:42.826	15.613	1:03.536	8	96,267	22
23	608	Kevin Ludi	CHE	Kosmic	Spirit Karting	8	8:43.916	16.703	1:03.063	8	96,989	23
24	653	Julien Renaudin	FRA	Sodikart	KPR	8	8:44.046	16.833	1:03.615	4	96,147	24
25	678	Senna Noor	IDN	CRG	PSL Karting/Riser Shadaff M/Spr	8	8:44.322	17.109	1:03.793	4	95,879	25
26	651	Tamsin Germain (M)	GBR	Gillard	DG Racing	8	8:44.386	17.173	1:03.525	6	96,283	26
27	623	Sanad Al Rawahi	OMN	DR	Msport Karting	8	8:44.905	17.692	1:03.737	4	95,963	27
28	628	Franck Rouxel (M)	FRA	Sodikart	Sodi Shop	2	2:16.010	6 Laps	1:05.789	2	92,970	28

Not classified

DNS	637	Cristobal Garcia Ramos	ESP	Kosmic	Binakart Competicion			DNS		0	-	31
DNS	680	Sergey Zagumennov (M)	RUS	Art GP	Art GP Official Team			DNS		0	-	31

Announcements

These results are provisional until the conclusion of any judicial and technical matters!

No. 608 + 655 time penalty 3 sec / leaving corridor

Margin of Victory	Ø km/h	Best Lap Tm	km/h	Best Lap by
0.019	96,471	1:02.755	97,465	602 - Sean Babington

Official Timing www.rgmmc.com

Orbits

Timekeeping M. Wagner:

Clerk of the course Thomas Lainer:

www.mylaps.com

Steward Horst Seidel:

Chief Scrutineer Paul Klaassen:

Licensed to: Motorsport Events

Printed: 19.07.2014 14:56:32

posted at:

h



Rotax Euro Challenge 2014 Zuera/Spain

ROTAX DD2

Zuera 1,699 Km

RACE 10 Qualifying Heat 2

19.07.2014 14:40

Race (8 Laps) started at 14:43:04

Lap	Time of Day	Lap Tm	Diff	S1 Tm	S2 Tm	S3 Tm	Lap	Time of Day	Lap Tm	Diff	S1 Tm	S2 Tm	S3 Tm
(626) Anthony Abbasse							5	14:48:26.141	1:04.765	+1.687	20.482	23.736	20.547
1	14:44:10.040	1:04.939	+1.942	21.449	22.891	20.599	6	14:49:29.740	1:03.599	+0.521	20.107	22.978	20.514
2	14:45:13.239	1:03.199	+0.202	20.186	22.587	20.426	7	14:50:33.769	1:04.029	+0.951	20.197	23.287	20.545
3	14:46:16.291	1:03.052	+0.055	20.131	22.486	20.435	8	14:51:36.847	1:03.078		20.019	22.529	20.530
4	14:47:19.483	1:03.192	+0.195	20.258	22.521	20.413	(660) Damien Vuillaume						
5	14:48:22.482	1:02.999	+0.002	20.169	22.387	20.443	1	14:44:11.880	1:06.324	+3.326	22.697	23.055	20.572
6	14:49:25.479	1:02.997		20.114	22.398	20.485	2	14:45:16.294	1:04.414	+1.416	20.968	23.057	20.389
7	14:50:28.529	1:03.050	+0.053	20.134	22.451	20.465	3	14:46:20.498	1:04.204	+1.206	20.712	23.028	20.464
8	14:51:32.177	1:03.648	+0.651	20.190	22.905	20.553	4	14:47:23.748	1:03.250	+0.252	20.193	22.545	20.512
(601) Ben Cooper							5	14:48:26.846	1:03.098	+0.100	20.125	22.521	20.452
1	14:44:09.539	1:04.575	+1.546	21.035	22.795	20.745	6	14:49:29.847	1:03.001	+0.003	20.148	22.428	20.425
2	14:45:12.999	1:03.460	+0.431	20.114	22.744	20.602	7	14:50:34.609	1:04.762	+1.764	20.183	24.101	20.478
3	14:46:16.190	1:03.191	+0.162	20.078	22.557	20.556	8	14:51:37.607	1:02.998		20.124	22.429	20.445
4	14:47:19.219	1:03.029		19.969	22.519	20.541	(641) Bryan Eerden						
5	14:48:22.251	1:03.032	+0.003	20.056	22.486	20.490	1	14:44:11.595	1:06.350	+3.414	22.428	23.220	20.702
6	14:49:25.323	1:03.072	+0.043	20.045	22.473	20.554	2	14:45:16.026	1:04.431	+1.495	20.900	23.006	20.525
7	14:50:28.357	1:03.034	+0.005	20.002	22.536	20.496	3	14:46:20.947	1:04.921	+1.985	21.107	23.207	20.607
8	14:51:32.196	1:03.839	+0.810	20.372	23.024	20.443	4	14:47:25.351	1:04.404	+1.468	20.815	23.000	20.589
(611) Andreas Backman							5	14:48:28.738	1:03.387	+0.451	20.162	22.623	20.602
1	14:44:10.193	1:05.176	+2.246	21.428	22.918	20.830	6	14:49:31.886	1:03.148	+0.212	20.012	22.573	20.563
2	14:45:13.949	1:03.756	+0.826	20.342	22.831	20.583	7	14:50:34.953	1:03.067	+0.131	20.050	22.583	20.434
3	14:46:17.173	1:03.224	+0.294	20.115	22.551	20.558	8	14:51:37.889	1:02.936		20.014	22.482	20.440
4	14:47:20.327	1:03.154	+0.224	20.066	22.567	20.521	(639) Henrique Baptista						
5	14:48:23.306	1:02.979	+0.049	20.021	22.458	20.500	1	14:44:12.207	1:06.351	+2.796	22.684	23.067	20.600
6	14:49:26.236	1:02.930		19.954	22.380	20.596	2	14:45:17.326	1:05.119	+1.564	20.767	23.749	20.603
7	14:50:29.244	1:03.008	+0.078	20.004	22.424	20.580	3	14:46:21.079	1:03.753	+0.198	20.132	23.023	20.598
8	14:51:32.942	1:03.698	+0.768	19.992	22.971	20.735	4	14:47:25.464	1:04.385	+0.830	20.639	22.858	20.888
(604) Ferenc Kancsar							5	14:48:29.243	1:03.779	+0.224	20.698	22.615	20.466
1	14:44:10.443	1:05.336	+2.524	21.890	22.751	20.695	6	14:49:32.860	1:03.617	+0.062	20.622	22.572	20.423
2	14:45:14.188	1:03.745	+0.933	20.284	22.929	20.532	7	14:50:36.622	1:03.762	+0.207	20.151	23.106	20.505
3	14:46:17.737	1:03.549	+0.737	20.357	22.783	20.409	8	14:51:40.177	1:03.555		20.359	22.634	20.562
4	14:47:21.111	1:03.374	+0.562	20.405	22.475	20.494	(621) Haralds Garkaklis						
5	14:48:23.928	1:02.817	+0.005	19.971	22.373	20.473	1	14:44:13.541	1:06.829	+3.644	22.692	23.413	20.724
6	14:49:26.740	1:02.812		19.996	22.374	20.442	2	14:45:17.537	1:03.996	+0.811	20.294	22.911	20.791
7	14:50:29.621	1:02.881	+0.069	20.069	22.365	20.447	3	14:46:21.226	1:03.689	+0.504	20.080	22.975	20.634
8	14:51:33.083	1:03.462	+0.650	19.944	22.732	20.786	4	14:47:26.638	1:05.412	+2.227	20.820	23.955	20.637
(638) Michael E Christensen							5	14:48:29.823	1:03.185		20.089	22.590	20.506
1	14:44:11.650	1:06.245	+3.210	22.363	23.295	20.587	6	14:49:33.338	1:03.515	+0.330	20.593	22.411	20.511
2	14:45:15.860	1:04.210	+1.175	20.741	22.978	20.491	7	14:50:36.849	1:03.511	+0.326	20.079	22.881	20.551
3	14:46:18.895	1:03.035		20.157	22.451	20.427	8	14:51:40.487	1:03.638	+0.453	20.466	22.620	20.552
4	14:47:21.991	1:03.096	+0.061	20.240	22.407	20.449	(681) Milan Dontje						
5	14:48:25.666	1:03.675	+0.640	20.089	23.120	20.466	1	14:44:13.474	1:06.411	+2.884	22.201	23.419	20.791
6	14:49:28.758	1:03.092	+0.057	20.138	22.476	20.478	2	14:45:17.816	1:04.342	+0.815	20.695	22.737	20.910
7	14:50:31.851	1:03.093	+0.058	20.122	22.438	20.533	3	14:46:21.447	1:03.631	+0.104	20.186	22.732	20.713
8	14:51:34.976	1:03.125	+0.090	20.115	22.556	20.454	4	14:47:25.646	1:04.199	+0.672	20.429	23.095	20.675
(665) Jordan Lennox Lamb							5	14:48:29.209	1:03.563	+0.036	20.281	22.733	20.549
1	14:44:10.240	1:05.043	+2.007	21.478	22.902	20.663	6	14:49:32.736	1:03.527		20.434	22.519	20.574
2	14:45:14.073	1:03.833	+0.797	20.202	23.110	20.521	7	14:50:36.728	1:03.992	+0.465	20.423	23.037	20.532
3	14:46:17.625	1:03.552	+0.516	20.449	22.625	20.478	8	14:51:40.759	1:04.031	+0.504	20.675	22.774	20.582
4	14:47:21.423	1:03.798	+0.762	20.749	22.635	20.414	(602) Sean Babington						
5	14:48:26.246	1:04.823	+1.787	20.363	23.937	20.523	1	14:44:15.980	1:08.741	+5.986	23.640	24.549	20.552
6	14:49:29.636	1:03.390	+0.354	20.072	22.811	20.507	2	14:45:19.899	1:03.919	+1.164	20.182	23.138	20.599
7	14:50:32.695	1:03.059	+0.023	20.157	22.489	20.413	3	14:46:23.078	1:03.179	+0.424	20.143	22.486	20.550
8	14:51:35.731	1:03.036		20.158	22.447	20.431	4	14:47:27.164	1:04.086	+1.331	20.527	23.134	20.425
(605) Xen De Ruwe							5	14:48:29.919	1:02.755		19.988	22.347	20.420
1	14:44:11.017	1:05.383	+2.305	21.937	22.838	20.608	6	14:49:36.081	1:06.162	+3.407	23.075	22.798	20.289
2	14:45:14.383	1:03.366	+0.288	20.106	22.748	20.512	7	14:50:39.710	1:03.629	+0.874	20.048	22.966	20.615
3	14:46:17.991	1:03.608	+0.530	20.419	22.678	20.511	8	14:51:42.803	1:03.093	+0.338	20.366	22.365	20.362
4	14:47:21.376	1:03.385	+0.307	20.291	22.588	20.506	(650) Dario Santoro						

Timekeeping M. Wagner:

Clerk of the course Thomas Lainer:

www.mylaps.com

Steward Horst Seidel:

Chief Scrutineer Paul Klaassen:

Licensed to: Motorsport Events



Rotax Euro Challenge 2014 Zuera/Spain

ROTAX DD2

Zuera 1,699 Km

RACE 10 Qualifying Heat 2

19.07.2014 14:40

Race (8 Laps) started at 14:43:04

Lap	Time of Day	Lap Tm	Diff	S1 Tm	S2 Tm	S3 Tm	Lap	Time of Day	Lap Tm	Diff	S1 Tm	S2 Tm	S3 Tm
1	14:44:11.767	1:06.496	+3.460	22.354	23.543	20.599	7	14:50:41.980	1:03.816	+0.460	20.392	22.870	20.554
2	14:45:16.084	1:04.317	+1.281	20.880	22.992	20.445	8	14:51:45.479	1:03.499	+0.143	20.141	22.783	20.575
3	14:46:20.861	1:04.777	+1.741	20.769	23.408	20.600	(612) Patrick Pearce						
4	14:47:26.406	1:05.545	+2.509	21.335	23.705	20.505	1	14:44:16.261	1:08.739	+5.261	23.075	24.737	20.927
5	14:48:29.442	1:03.036		19.992	22.611	20.433	2	14:45:21.034	1:04.773	+1.295	20.652	23.382	20.739
6	14:49:35.709	1:06.267	+3.231	23.166	22.653	20.448	3	14:46:25.036	1:04.002	+0.524	20.579	22.740	20.683
7	14:50:39.640	1:03.931	+0.895	20.317	23.001	20.613	4	14:47:28.514	1:03.478		20.388	22.548	20.542
8	14:51:43.246	1:03.606	+0.570	20.668	22.500	20.438	5	14:48:33.073	1:04.559	+1.081	20.797	22.846	20.916
(661) Filippos Kalesis							6	14:49:38.082	1:05.009	+1.531	20.540	23.830	20.639
1	14:44:15.244	1:07.727	+4.003	22.878	24.218	20.631	7	14:50:42.182	1:04.100	+0.622	20.539	22.924	20.637
2	14:45:19.248	1:04.004	+0.280	20.448	23.112	20.444	8	14:51:45.682	1:03.500	+0.022	20.213	22.682	20.605
3	14:46:22.972	1:03.724		20.532	22.644	20.548	(655) Christophe Adams (M)						
4	14:47:27.488	1:04.516	+0.792	20.662	23.397	20.457	1	14:44:14.552	1:08.268	+4.732	23.326	24.105	20.837
5	14:48:31.488	1:04.000	+0.276	20.574	22.846	20.580	2	14:45:19.188	1:04.636	+1.100	21.017	23.116	20.503
6	14:49:35.541	1:04.053	+0.329	20.946	22.524	20.583	3	14:46:23.428	1:04.240	+0.704	20.798	22.897	20.545
7	14:50:39.848	1:04.307	+0.583	20.702	22.936	20.669	4	14:47:27.726	1:04.298	+0.762	20.557	23.172	20.569
8	14:51:43.939	1:04.091	+0.367	20.790	22.807	20.494	5	14:48:32.766	1:05.040	+1.504	20.405	23.751	20.884
(620) Joshua Collings							6	14:49:36.925	1:04.159	+0.623	20.649	23.001	20.509
1	14:44:14.685	1:08.396	+4.941	22.718	24.875	20.803	7	14:50:41.254	1:04.329	+0.793	20.919	22.967	20.443
2	14:45:18.885	1:04.200	+0.745	20.496	23.076	20.628	8	14:51:44.790	1:03.536		20.276	22.823	20.437
3	14:46:22.916	1:04.031	+0.576	20.504	22.940	20.587	(608) Kevin Ludi						
4	14:47:27.431	1:04.515	+1.060	20.541	23.428	20.546	1	14:44:21.572	1:15.742	+12.679	22.858	32.130	20.754
5	14:48:31.580	1:04.149	+0.694	20.511	23.116	20.522	2	14:45:24.979	1:03.407	+0.344	20.165	22.631	20.611
6	14:49:36.588	1:05.008	+1.553	21.356	23.151	20.501	3	14:46:28.464	1:03.485	+0.422	20.097	22.770	20.618
7	14:50:40.043	1:03.455		20.045	22.694	20.716	4	14:47:31.681	1:03.217	+0.154	20.056	22.556	20.605
8	14:51:44.226	1:04.183	+0.728	20.584	23.011	20.588	5	14:48:34.974	1:03.293	+0.230	20.018	22.627	20.648
(616) Maxi Fleischmann							6	14:49:38.791	1:03.817	+0.754	19.990	23.298	20.529
1	14:44:14.749	1:08.446	+4.897	22.814	24.845	20.787	7	14:50:42.817	1:04.026	+0.963	20.159	23.361	20.506
2	14:45:19.044	1:04.295	+0.746	20.493	23.188	20.614	8	14:51:45.880	1:03.063		20.026	22.531	20.506
3	14:46:22.781	1:03.737	+0.188	20.338	22.837	20.562	(653) Julien Renaudin						
4	14:47:27.110	1:04.329	+0.780	20.747	23.062	20.520	1	14:44:17.481	1:10.288	+6.673	24.647	24.772	20.869
5	14:48:32.488	1:05.378	+1.829	21.226	23.315	20.837	2	14:45:21.425	1:03.944	+0.329	20.387	22.873	20.684
6	14:49:36.998	1:04.510	+0.961	21.158	22.932	20.420	3	14:46:26.706	1:05.281	+1.666	21.282	23.342	20.657
7	14:50:41.022	1:04.024	+0.475	20.784	22.676	20.564	4	14:47:30.321	1:03.615		20.197	22.690	20.728
8	14:51:44.571	1:03.549		20.339	22.754	20.456	5	14:48:34.211	1:03.890	+0.275	20.279	22.749	20.862
(675) Alessandro Bizzotto							6	14:49:39.288	1:05.077	+1.462	20.365	24.029	20.683
1	14:44:14.437	1:08.346	+4.763	22.768	24.735	20.843	7	14:50:45.066	1:05.778	+2.163	20.901	24.134	20.743
2	14:45:19.851	1:05.414	+1.831	21.331	23.436	20.647	8	14:51:49.010	1:03.944	+0.329	20.287	22.829	20.828
3	14:46:24.068	1:04.217	+0.634	20.535	22.875	20.807	(678) Senna Noor						
4	14:47:28.279	1:04.211	+0.628	20.167	23.094	20.950	1	14:44:17.824	1:10.344	+6.551	23.805	25.701	20.838
5	14:48:33.498	1:05.219	+1.636	21.220	23.280	20.719	2	14:45:21.748	1:03.924	+0.131	20.407	22.909	20.608
6	14:49:37.326	1:03.828	+0.245	20.222	23.080	20.526	3	14:46:26.117	1:04.369	+0.576	20.786	22.910	20.673
7	14:50:41.485	1:04.159	+0.576	20.593	23.128	20.438	4	14:47:29.910	1:03.793		20.300	22.767	20.726
8	14:51:45.068	1:03.583		20.190	22.895	20.498	5	14:48:33.803	1:03.893	+0.100	20.229	22.871	20.793
(633) Martin Pierce (M)							6	14:49:39.193	1:05.390	+1.597	20.461	24.265	20.664
1	14:44:15.648	1:08.660	+5.162	23.160	24.821	20.679	7	14:50:45.284	1:06.091	+2.298	21.005	24.314	20.772
2	14:45:20.577	1:04.929	+1.431	20.543	23.730	20.656	8	14:51:49.286	1:04.002	+0.209	20.482	22.810	20.710
3	14:46:24.513	1:03.936	+0.438	20.635	22.695	20.606	(651) Tamsin Germain (M)						
4	14:47:28.263	1:03.750	+0.252	20.220	22.815	20.715	1	14:44:22.976	1:16.986	+13.461	22.606	33.594	20.786
5	14:48:32.815	1:04.552	+1.054	20.418	23.155	20.979	2	14:45:26.970	1:03.994	+0.469	20.332	22.976	20.686
6	14:49:37.879	1:05.064	+1.566	20.787	23.709	20.568	3	14:46:30.628	1:03.658	+0.133	20.238	22.847	20.573
7	14:50:41.701	1:03.822	+0.324	20.199	23.122	20.501	4	14:47:34.244	1:03.616	+0.091	20.213	22.853	20.550
8	14:51:45.199	1:03.498		20.086	22.916	20.496	5	14:48:37.926	1:03.682	+0.157	20.201	22.904	20.577
(679) Fred Woodley							6	14:49:41.451	1:03.525		20.133	22.776	20.616
1	14:44:16.419	1:09.390	+6.034	23.663	24.918	20.809	7	14:50:45.322	1:03.871	+0.346	20.196	22.979	20.696
2	14:45:21.088	1:04.669	+1.313	20.729	23.255	20.685	8	14:51:49.350	1:04.028	+0.503	20.690	22.785	20.553
3	14:46:25.497	1:04.409	+1.053	20.892	22.819	20.698	(623) Sanad Al Rawahi						
4	14:47:28.853	1:03.356		20.156	22.678	20.522	1	14:44:17.121	1:09.514	+5.777	23.386	25.228	20.900
5	14:48:33.652	1:04.799	+1.443	20.794	23.271	20.734	2	14:45:21.265	1:04.144	+0.407	20.391	23.033	20.720
6	14:49:38.164	1:04.512	+1.156	20.409	23.469	20.634							



Rotax Euro Challenge 2014 Zuera/Spain

ROTAX DD2

Zuera 1,699 Km

RACE 10 Qualifying Heat 2

19.07.2014 14:40

Race (8 Laps) started at 14:43:04

Lap	Time of Day	Lap Tm	Diff	S1 Tm	S2 Tm	S3 Tm	Lap	Time of Day	Lap Tm	Diff	S1 Tm	S2 Tm	S3 Tm
3	14:46:26.830	1:05.565	+1.828	21.614	23.238	20.713							
4	14:47:30.567	1:03.737		20.246	22.694	20.797							
5	14:48:34.459	1:03.892	+0.155	20.250	22.939	20.703							
6	14:49:39.503	1:05.044	+1.307	20.260	24.139	20.645							
7	14:50:44.861	1:05.358	+1.621	20.712	23.871	20.775							
8	14:51:49.869	1:05.008	+1.271	21.395	22.891	20.722							

(628) Franck Rouxel (M)

1	14:44:15.185	1:07.802	+2.013	22.289	24.587	20.926
2	14:45:20.974	1:05.789		20.922	23.993	20.874



Rotax Euro Challenge 2014 Zuera/Spain

ROTAX DD2 Zuera 1,699 Km

RACE 15 Qualifying Heat 3 -NEW 2- 19.07.2014 17:00

Race (8 Laps) started at 17:03:07

Pos	No.	Name	Nat.	Chassis	Race Team	Laps	Total Tm	Diff	Best Tm	In Lap	km/h	Points
1	601	Ben Cooper	CAN	Birel	KMS Birel Motorsport	8	8:27.364		1:03.054	6	97,003	0
2	626	Anthony Abbasse	FRA	Sodikart	Sodikart	8	8:28.481	1.117	1:03.012	6	97,067	2
3	665	Jordan Lennox Lamb	GBR	CRG	CRG S.P.A.	8	8:28.762	1.398	1:02.708	8	97,538	3
4	611	Andreas Backman	SWE	Tonykart	Strawberry Racing	8	8:30.013	2.649	1:03.146	4	96,861	4
5	638	Michael E Christensen	DNK	Tonykart	RS Competition	8	8:30.058	2.694	1:02.875	7	97,279	5
6	604	Ferenc Kancsar	HUN	Birel	KMS Birel Motorsport	8	8:30.232	2.868	1:03.011	7	97,069	6
7	605	Xen De Ruwe	BEL	Intrepid	Intrepid Driver Program	8	8:30.717	3.353	1:02.977	7	97,121	7
8	650	Dario Santoro	ITA	Maranello	Maranello Kart	8	8:34.403	7.039	1:03.391	8	96,487	8
9	602	Sean Babington	GBR	Tonykart	Strawberry Racing	8	8:35.296	7.932	1:02.756	5	97,463	9
10	639	Henrique Baptista	PRT	FA	Dan Holland Racing	8	8:36.130	8.766	1:03.221	3	96,746	10
11	616	Maxi Fleischmann	DEU	Praga	Praga Racing Team	8	8:36.236	8.872	1:03.194	4	96,788	11
12	620	Joshua Collings	GBR	CRG	Msport Karting	8	8:36.764	9.400	1:03.198	4	96,782	12
13	641	Bryan Eerden	NLD	CRG	PSL Karting	8	8:36.807	9.443	1:03.738	3	95,962	13
14	679	Fred Woodley	CAN	Maranello	Maranello Kart	8	8:37.377	10.013	1:03.299	6	96,627	14
15	681	Milan Dontje	NLD	CRG	CRG SPA	8	8:38.290	10.926	1:03.389	6	96,490	15
16	608	Kevin Ludi	CHE	Kosmic	Spirit Karting	8	8:38.832	11.468	1:03.184	5	96,803	16
17	621	Haralds Garkaklis	LVA	Gillard	MRG Racing	8	8:39.052	11.688	1:03.214	5	96,757	17
18	661	Filippos Kalesis	GRC	DR	VPDR	8	8:39.122	11.758	1:03.240	5	96,717	18
19	651	Tamsin Germain (M)	GBR	Gillard	DG Racing	8	8:39.261	11.897	1:03.417	5	96,447	19
20	675	Alessandro Bizzotto	CAN	CRG	CRG S.P.A.	8	8:39.866	12.502	1:03.524	5	96,285	20
21	612	Patrick Pearce	GBR	Flandria Kart	Flandria Competition Kart	8	8:40.016	12.652	1:03.605	5	96,162	21
22	633	Martin Pierce (M)	IRL	Praga	Praga Racing Team	8	8:40.159	12.795	1:03.355	7	96,542	22
23	623	Sanad Al Rawahi	OMN	DR	Msport Karting	8	8:40.985	13.621	1:03.634	8	96,118	23
24	678	Senna Noor	IDN	CRG	PSL Karting/Riser Shadaff M/Spr	8	8:45.224	17.860	1:03.636	7	96,115	24
25	628	Franck Rouxel (M)	FRA	Sodikart	Sodi Shop	8	8:45.496	18.132	1:04.526	2	94,790	25
26	660	Damien Vuillaume	FRA	Flandria Kart	Flandria Competition Kart	1	1:06.898	7 Laps	1:05.936	1	92,763	26
27	655	Christophe Adams (M)	BEL	Kosmic	Sonic Racing Kart		1.838	8 Laps		0	-	27
28	653	Julien Renaudin	FRA	Sodikart	KPR		1.866	8 Laps		0	-	28
Not classified												
DNS	637	Cristobal Garcia Ramos	ESP	Kosmic	Binakart Competicion			DNS		0	-	31
DNS	680	Sergey Zagumennov (M)	RUS	Art GP	Art GP Official Team			DNS		0	-	31

Announcements

These results are provisional until the conclusion of any judicial and technical matters!

Margin of Victory	Ø km/h	Best Lap Tm	km/h	Best Lap by
1.117	96,442	1:02.708	97,538	665 - Jordan Lennox Lamb

Official Timing www.rgmmc.com Orbits

Timekeeping M. Wagner: Clerk of the course Thomas Lainer: www.mylaps.com
 Steward Horst Seidel: Chief Scrutineer Paul Klaassen: Licensed to: Motorsport Events
 Printed: 19.07.2014 18:56:35 posted at: h



Rotax Euro Challenge 2014 Zuera/Spain

ROTAX DD2

Zuera 1,699 Km

RACE 15 Qualifying Heat 3

19.07.2014 17:00

Race (8 Laps) started at 17:03:07

Lap	Time of Day	Lap Tm	Diff	S1 Tm	S2 Tm	S3 Tm	Lap	Time of Day	Lap Tm	Diff	S1 Tm	S2 Tm	S3 Tm
(601) Ben Cooper													
1	17:04:12.063	1:05.018	+1.964	21.349	22.874	20.795	5	17:08:28.549	1:03.278	+0.301	20.226	22.544	20.508
2	17:05:15.637	1:03.574	+0.520	20.138	22.764	20.672	6	17:09:31.735	1:03.186	+0.209	20.117	22.538	20.531
3	17:06:18.835	1:03.198	+0.144	20.008	22.630	20.560	7	17:10:34.712	1:02.977		20.059	22.476	20.442
4	17:07:21.955	1:03.120	+0.066	19.968	22.556	20.596	8	17:11:37.762	1:03.050	+0.073	20.106	22.509	20.435
5	17:08:25.133	1:03.178	+0.124	20.089	22.557	20.532	(650) Dario Santoro						
6	17:09:28.187	1:03.054		20.033	22.494	20.527	1	17:04:13.732	1:06.015	+2.624	22.146	23.193	20.676
7	17:10:31.246	1:03.059	+0.005	20.037	22.487	20.535	2	17:05:17.855	1:04.123	+0.732	20.675	22.865	20.583
8	17:11:34.409	1:03.163	+0.109	20.081	22.499	20.583	3	17:06:21.634	1:03.779	+0.388	20.452	22.690	20.637
(626) Anthony Abbasse													
1	17:04:12.564	1:05.255	+2.243	21.700	22.706	20.849	4	17:07:25.615	1:03.981	+0.590	20.875	22.642	20.464
2	17:05:15.877	1:03.313	+0.301	20.189	22.592	20.532	5	17:08:29.597	1:03.982	+0.591	20.815	22.727	20.440
3	17:06:19.057	1:03.180	+0.168	20.228	22.479	20.473	6	17:09:33.798	1:04.201	+0.810	20.618	23.133	20.450
4	17:07:22.231	1:03.174	+0.162	20.174	22.490	20.510	7	17:10:38.057	1:04.259	+0.868	20.635	23.046	20.578
5	17:08:26.302	1:04.071	+1.059	20.629	22.958	20.484	8	17:11:41.448	1:03.391		20.126	22.737	20.528
6	17:09:29.314	1:03.012		20.121	22.397	20.494	(602) Sean Babington						
7	17:10:32.413	1:03.099	+0.087	20.120	22.528	20.451	1	17:04:19.073	1:09.830	+7.074	26.431	22.828	20.571
8	17:11:35.526	1:03.113	+0.101	20.156	22.449	20.508	2	17:05:22.072	1:02.999	+0.243	19.971	22.383	20.645
(665) Jordan Lennox Lamb													
1	17:04:13.516	1:05.970	+3.262	22.230	23.142	20.598	3	17:06:25.927	1:03.855	+1.099	20.368	22.934	20.553
2	17:05:17.474	1:03.958	+1.250	20.817	22.619	20.522	4	17:07:29.135	1:03.208	+0.452	19.970	22.836	20.402
3	17:06:20.349	1:02.875	+0.167	20.020	22.411	20.444	5	17:08:31.891	1:02.756		20.013	22.406	20.337
4	17:07:23.272	1:02.923	+0.215	20.029	22.484	20.410	6	17:09:35.558	1:03.667	+0.911	19.986	23.156	20.525
5	17:08:26.607	1:03.335	+0.627	19.980	22.906	20.449	7	17:10:38.832	1:03.274	+0.518	20.234	22.520	20.520
6	17:09:30.228	1:03.621	+0.913	20.167	22.940	20.514	8	17:11:42.341	1:03.509	+0.753	20.570	22.547	20.392
7	17:10:33.099	1:02.871	+0.163	20.117	22.360	20.394	(639) Henrique Baptista						
8	17:11:35.807	1:02.708		20.000	22.320	20.388	1	17:04:14.402	1:06.556	+3.335	22.674	23.215	20.667
(611) Andreas Backman													
1	17:04:12.526	1:05.326	+2.180	21.594	22.834	20.898	2	17:05:19.326	1:04.924	+1.703	21.376	22.911	20.637
2	17:05:16.176	1:03.650	+0.504	20.455	22.639	20.556	3	17:06:22.547	1:03.221		20.121	22.555	20.545
3	17:06:19.402	1:03.226	+0.080	20.082	22.567	20.577	4	17:07:25.836	1:03.289	+0.068	20.059	22.677	20.553
4	17:07:22.548	1:03.146		20.022	22.613	20.511	5	17:08:29.497	1:03.661	+0.440	20.379	22.652	20.630
5	17:08:26.506	1:03.958	+0.812	20.240	23.241	20.477	6	17:09:34.098	1:04.601	+1.380	21.186	22.977	20.438
6	17:09:30.191	1:03.685	+0.539	20.296	22.826	20.563	7	17:10:38.673	1:04.575	+1.354	20.777	23.197	20.601
7	17:10:33.475	1:03.284	+0.138	20.316	22.519	20.449	8	17:11:43.175	1:04.502	+1.281	21.034	22.861	20.607
8	17:11:37.058	1:03.583	+0.437	20.050	22.865	20.668	(616) Maxi Fleischmann						
(638) Michael E Christensen													
1	17:04:13.399	1:05.889	+3.014	22.201	23.118	20.570	1	17:04:15.795	1:07.313	+4.119	23.126	23.354	20.833
2	17:05:17.231	1:03.832	+0.957	20.595	22.727	20.510	2	17:05:20.095	1:04.300	+1.106	20.436	23.397	20.467
3	17:06:20.470	1:03.239	+0.364	20.336	22.502	20.401	3	17:06:23.960	1:03.865	+0.671	20.637	22.715	20.513
4	17:07:23.444	1:02.974	+0.099	20.094	22.474	20.406	4	17:07:27.154	1:03.194		20.133	22.569	20.492
5	17:08:26.866	1:03.422	+0.547	19.967	22.968	20.487	5	17:08:30.423	1:03.269	+0.075	20.159	22.595	20.515
6	17:09:30.765	1:03.899	+1.024	20.410	23.001	20.488	6	17:09:34.311	1:03.888	+0.694	20.277	23.135	20.476
7	17:10:33.640	1:02.875		20.131	22.414	20.330	7	17:10:38.748	1:04.437	+1.243	20.733	23.161	20.543
8	17:11:37.103	1:03.463	+0.588	20.087	22.796	20.580	8	17:11:43.281	1:04.533	+1.339	21.165	22.797	20.571
(604) Ferenc Kancsar													
1	17:04:12.616	1:05.277	+2.266	21.751	22.770	20.756	(620) Joshua Collings						
2	17:05:16.377	1:03.761	+0.750	20.461	22.839	20.461	1	17:04:15.306	1:07.065	+3.867	22.964	23.399	20.702
3	17:06:19.450	1:03.073	+0.062	20.139	22.529	20.405	2	17:05:19.928	1:04.622	+1.424	20.760	23.232	20.630
4	17:07:22.675	1:03.225	+0.214	20.203	22.524	20.498	3	17:06:23.231	1:03.303	+0.105	20.250	22.539	20.514
5	17:08:26.753	1:04.078	+1.067	20.274	23.324	20.480	4	17:07:26.429	1:03.198		20.142	22.627	20.429
6	17:09:30.849	1:04.096	+1.085	20.540	23.133	20.423	5	17:08:29.865	1:03.436	+0.238	20.107	22.826	20.503
7	17:10:33.860	1:03.011		20.112	22.562	20.337	6	17:09:33.759	1:03.894	+0.696	20.444	22.875	20.575
8	17:11:37.277	1:03.417	+0.406	19.946	22.837	20.634	7	17:10:38.657	1:04.898	+1.700	20.929	23.303	20.666
(605) Xen De Ruwe													
1	17:04:14.536	1:06.365	+3.388	22.508	23.228	20.629	8	17:11:43.809	1:05.152	+1.954	21.354	23.151	20.647
2	17:05:18.766	1:04.230	+1.253	20.886	22.766	20.578	(641) Bryan Eerden						
3	17:06:21.812	1:03.046	+0.069	20.117	22.529	20.400	1	17:04:13.306	1:05.877	+2.139	22.178	23.075	20.624
4	17:07:25.271	1:03.459	+0.482	20.318	22.616	20.525	2	17:05:18.015	1:04.709	+0.971	21.218	22.857	20.634
(679) Fred Woodley													
1	17:04:13.306	1:05.877	+2.139	22.178	23.075	20.624	3	17:06:21.753	1:03.738		20.361	22.776	20.601
2	17:05:18.015	1:04.709	+0.971	21.218	22.857	20.634	4	17:07:25.564	1:03.811	+0.073	20.545	22.696	20.570
3	17:06:21.753	1:03.738		20.361	22.776	20.601	5	17:08:29.391	1:03.827	+0.089	20.280	22.906	20.641
4	17:07:25.564	1:03.811	+0.073	20.545	22.696	20.570	6	17:09:35.511	1:06.120	+2.382	22.211	23.363	20.546
5	17:08:29.391	1:03.827	+0.089	20.280	22.906	20.641	7	17:10:39.863	1:04.352	+0.614	20.997	22.776	20.579
6	17:09:35.511	1:06.120	+2.382	22.211	23.363	20.546	8	17:11:43.852	1:03.989	+0.251	20.472	22.914	20.603
7	17:10:39.863	1:04.352	+0.614	20.997	22.776	20.579							
8	17:11:43.852	1:03.989	+0.251	20.472	22.914	20.603							

Timekeeping M. Wagner:



Clerk of the course Thomas Lainer:

Steward Horst Seidel:

Chief Scrutineer Paul Klaassen:



Rotax Euro Challenge 2014 Zuera/Spain

ROTAX DD2

Zuera 1,699 Km

RACE 15 Qualifying Heat 3

19.07.2014 17:00

Race (8 Laps) started at 17:03:07

Lap	Time of Day	Lap Tm	Diff	S1 Tm	S2 Tm	S3 Tm	Lap	Time of Day	Lap Tm	Diff	S1 Tm	S2 Tm	S3 Tm
1	17:04:15.954	1:07.330	+4.031	23.114	23.350	20.866	7	17:10:42.995	1:04.949	+1.425	20.524	23.640	20.785
2	17:05:20.318	1:04.364	+1.065	20.464	23.359	20.541	8	17:11:46.911	1:03.916	+0.392	20.210	23.092	20.614
3	17:06:24.682	1:04.364	+1.065	20.845	22.915	20.604	(612) Patrick Pearce						
4	17:07:29.418	1:04.736	+1.437	20.828	23.353	20.555	1	17:04:18.301	1:08.671	+5.066	24.842	22.939	20.890
5	17:08:32.936	1:03.518	+0.219	20.141	22.786	20.591	2	17:05:22.035	1:03.734	+0.129	20.368	22.669	20.697
6	17:09:36.235	1:03.299		20.140	22.625	20.534	3	17:06:26.743	1:04.708	+1.103	20.618	23.141	20.949
7	17:10:40.772	1:04.537	+1.238	20.678	23.218	20.641	4	17:07:31.227	1:04.484	+0.879	20.626	23.196	20.662
8	17:11:44.422	1:03.650	+0.351	20.402	22.682	20.566	5	17:08:34.832	1:03.605		20.204	22.658	20.743
(681) Milan Dontje							6	17:09:38.570	1:03.738	+0.133	20.446	22.564	20.728
1	17:04:16.758	1:07.774	+4.385	22.737	23.654	21.383	7	17:10:43.252	1:04.682	+1.077	20.239	23.538	20.905
2	17:05:20.946	1:04.188	+0.799	20.327	23.323	20.538	8	17:11:47.061	1:03.809	+0.204	20.352	22.786	20.671
3	17:06:26.205	1:05.259	+1.870	20.682	23.929	20.648	(633) Martin Pierce (M)						
4	17:07:30.696	1:04.491	+1.102	20.288	23.341	20.862	1	17:04:22.048	1:13.128	+9.773	28.975	23.380	20.773
5	17:08:34.312	1:03.616	+0.227	20.346	22.678	20.592	2	17:05:25.824	1:03.776	+0.421	20.257	22.753	20.766
6	17:09:37.701	1:03.389		20.173	22.645	20.571	3	17:06:29.600	1:03.776	+0.421	20.194	22.806	20.776
7	17:10:41.188	1:03.487	+0.098	20.092	22.796	20.599	4	17:07:33.233	1:03.633	+0.278	20.252	22.613	20.768
8	17:11:45.335	1:04.147	+0.758	20.367	23.206	20.574	5	17:10:36.734	1:03.501	+0.146	20.159	22.707	20.635
(608) Kevin Ludi							6	17:09:40.407	1:03.673	+0.318	20.068	22.877	20.728
1	17:04:13.781	1:05.830	+2.646	22.156	23.125	20.549	7	17:10:43.762	1:03.355		20.167	22.578	20.610
2	17:05:20.728	1:06.947	+3.763	22.910	23.493	20.544	8	17:11:47.204	1:03.442	+0.087	20.104	22.718	20.620
3	17:06:25.096	1:04.368	+1.184	20.762	23.133	20.473	(623) Sanad Al Rawahi						
4	17:07:28.616	1:03.520	+0.336	20.247	22.640	20.633	1	17:04:19.612	1:09.715	+6.081	25.682	23.241	20.792
5	17:08:31.800	1:03.184		20.089	22.540	20.555	2	17:05:24.543	1:04.931	+1.297	20.301	23.834	20.796
6	17:09:35.664	1:03.864	+0.680	20.304	23.069	20.491	3	17:06:28.372	1:03.829	+0.195	20.284	22.710	20.835
7	17:10:41.005	1:05.341	+2.157	21.198	23.638	20.505	4	17:07:32.222	1:03.850	+0.216	20.329	22.912	20.609
8	17:11:45.877	1:04.872	+1.688	20.671	23.699	20.502	5	17:08:36.391	1:04.169	+0.535	20.654	22.709	20.806
(621) Haralds Garkakis							6	17:09:40.729	1:04.338	+0.704	20.292	23.203	20.843
1	17:04:14.688	1:06.298	+3.084	22.377	23.321	20.600	7	17:10:44.396	1:03.667	+0.033	20.302	22.711	20.654
2	17:05:20.542	1:05.854	+2.640	21.517	23.839	20.498	8	17:11:48.030	1:03.634		20.161	22.618	20.855
3	17:06:25.283	1:04.741	+1.527	20.650	23.565	20.526	(678) Senna Noor						
4	17:07:29.093	1:03.810	+0.596	20.284	23.035	20.491	1	17:04:23.820	1:14.480	+10.844	30.131	23.398	20.951
5	17:08:32.307	1:03.214		20.286	22.451	20.477	2	17:05:27.967	1:04.147	+0.511	20.353	22.893	20.901
6	17:09:35.872	1:03.565	+0.351	20.079	22.901	20.585	3	17:06:31.973	1:04.006	+0.370	20.289	22.864	20.853
7	17:10:41.547	1:05.675	+2.461	21.792	23.279	20.604	4	17:07:36.051	1:04.078	+0.442	20.349	22.827	20.902
8	17:11:46.097	1:04.550	+1.336	20.286	23.625	20.639	5	17:08:40.079	1:04.028	+0.392	20.299	22.866	20.863
(661) Filippos Kalesis							6	17:09:44.027	1:03.948	+0.312	20.307	22.800	20.841
1	17:04:17.614	1:07.914	+4.674	23.802	23.014	21.098	7	17:10:47.663	1:03.636		20.256	22.700	20.680
2	17:05:21.475	1:03.861	+0.621	20.558	22.630	20.673	8	17:11:52.269	1:04.606	+0.970	20.509	23.226	20.871
3	17:06:25.887	1:04.412	+1.172	20.219	23.546	20.647	(628) Franck Rouxel (M)						
4	17:07:30.587	1:04.700	+1.460	20.665	23.378	20.657	1	17:04:16.929	1:07.608	+3.082	22.735	23.530	21.343
5	17:08:33.827	1:03.240		20.192	22.506	20.542	2	17:05:21.455	1:04.526		20.451	23.290	20.785
6	17:09:37.075	1:03.248	+0.008	20.206	22.530	20.512	3	17:06:27.083	1:05.628	+1.102	21.186	23.457	20.985
7	17:10:41.395	1:04.320	+1.080	20.149	23.429	20.742	4	17:07:31.939	1:04.856	+0.330	20.479	23.443	20.934
8	17:11:46.167	1:04.772	+1.532	20.503	23.698	20.571	5	17:08:37.796	1:05.857	+1.331	21.018	23.108	21.731
(651) Tamsin Germain (M)							6	17:09:42.664	1:04.868	+0.342	20.660	23.073	21.135
1	17:04:17.535	1:09.206	+5.789	23.029	23.507	22.670	7	17:10:47.256	1:04.592	+0.066	20.542	22.954	21.096
2	17:05:21.778	1:04.243	+0.826	20.731	22.901	20.611	8	17:11:52.541	1:05.285	+0.759	20.833	23.453	20.999
3	17:06:26.534	1:04.756	+1.339	20.724	23.218	20.814	(660) Damien Vuillaume						
4	17:07:31.453	1:04.919	+1.502	20.674	23.659	20.586	1	17:04:13.943	1:05.936		22.431	22.915	20.590
5	17:08:34.870	1:03.417		20.210	22.623	20.584	(675) Alessandro Bizzotto						
6	17:09:38.310	1:03.440	+0.023	20.203	22.647	20.590	1	17:04:15.228	1:07.125	+3.601	22.825	23.482	20.818
7	17:10:41.860	1:03.550	+0.133	20.177	22.862	20.511	2	17:05:20.046	1:04.818	+1.294	20.745	23.463	20.610
8	17:11:46.306	1:04.446	+1.029	20.169	23.717	20.560	3	17:06:26.333	1:06.287	+2.763	21.440	23.989	20.858
(651) Tamsin Germain (M)							4	17:07:30.906	1:04.573	+1.049	20.675	23.121	20.777
1	17:04:15.228	1:07.125	+3.601	22.825	23.482	20.818	5	17:08:34.430	1:03.524		20.242	22.721	20.561
2	17:05:20.046	1:04.818	+1.294	20.745	23.463	20.610	6	17:09:38.046	1:03.616	+0.092	20.159	22.787	20.670
3	17:06:26.333	1:06.287	+2.763	21.440	23.989	20.858							
4	17:07:30.906	1:04.573	+1.049	20.675	23.121	20.777							
5	17:08:34.430	1:03.524		20.242	22.721	20.561							
6	17:09:38.046	1:03.616	+0.092	20.159	22.787	20.670							

Timekeeping M. Wagner:



Clerk of the course Thomas Lainer:

www.mylaps.com

Steward Horst Seidel:

Chief Scrutineer Paul Klaassen:

Licensed to: Motorsport Events



Rotax Euro Challenge

DD2

Zuera / Spain

Ranking after Heats

Pos.	No.	Firstname	Lastname	Nat.	Chassis	Race Team	QP	Points	Diff.	QH1	QH2	QH3
1	601	Ben	Cooper	CAN	Birel	KMS Birel Motorsport	1	2		0	2	0
2	611	Andreas	Backman	SWE	Tonykart	Strawberry Racing	2	10	-8	3	3	4
3	604	Ferenc	Kancsar	HUN	Birel	KMS Birel Motorsport	4	12	-10	2	4	6
4	605	Xen	De Ruwe	BEL	Intrepid	Intrepid Driver Program	11	20	-18	6	7	7
5	665	Jordan	Lennox Lamb	GBR	CRG	CRG S.P.A.	5	22	-20	13	6	3
6	641	Bryan	Eerden	NLD	CRG	PSL Karting	6	26	-24	4	9	13
7	602	Sean	Babington	GBR	Tonykart	Strawberry Racing	27	27	-25	5	13	9
8	639	Henrique	Baptista	PRT	FA	Dan Holland Racing	10	29	-27	9	10	10
9	626	Anthony	Abbase	FRA	Sodikart	Sodikart	3	30	-28	28	0	2
10	650	Dario	Santoro	ITA	Maranello	Maranello Kart	7	32	-30	10	14	8
11	638	Michael E	Christensen	DNK	Tonykart	RS Competition	8	35	-33	25	5	5
12	621	Haralds	Garkaklis	LVA	Gillard	MRG Racing	18	36	-34	8	11	17
13	620	Joshua	Collings	GBR	CRG	Msport Karting	16	39	-37	11	16	12
14	616	Maxi	Fleischmann	DEU	Praga	Praga Racing Team	15	40	-38	12	17	11
15	681	Milan	Dontje	NLD	CRG	CRG SPA	21	42	-40	15	12	15
16	608	Kevin	Ludi	CHE	Kosmic	Spirit Karting	12	46	-44	7	23	16
17	679	Fred	Woodley	CAN	Maranello	Maranello Kart	20	50	-48	16	20	14
18	661	Filippos	Kalesis	GRC	DR	VPDR	DNS	51	-49	18	15	18
19	633	Martin	Pierce (M)	IRL	Praga	Praga Racing Team	19	55	-53	14	19	22
20	675	Alessandro	Bizzotto	CAN	CRG	CRG S.P.A.	14	57	-55	19	18	20
21	660	Damien	Vuillaume	FRA	Flandria Kart	Flandria Competition Kart	9	58	-56	24	8	26
22	651	Tamsin	Germain (M)	GBR	Gillard	DG Racing	13	62	-60	17	26	19
23	612	Patrick	Pearce	GBR	Flandria Kart	Flandria Competition Kart	DQ	65	-63	23	21	21
24	655	Christophe	Adams (M)	BEL	Kosmic	Sonic Racing Kart	17	70	-68	21	22	27
25	653	Julien	Renaudin	FRA	Sodikart	KPR	22	72	-70	20	24	28
26	623	Sanad	Al Rawahi	OMN	DR	Msport Karting	DQ	72	-70	22	27	23
27	678	Senna	Noor	IDN	CRG	PSL Karting/Riser Shadaff M/Sr	23	75	-73	26	25	24
28	628	Franck	Rouxel (M)	FRA	Sodikart	Sodi Shop	26	80	-78	27	28	25
DNS	637	Cristobal	Garcia Ramos	ESP	Kosmic	Binakart Competicion	24	93	-91	31	31	31
DNS	680	Sergey	Zagumennov (M)	RUS	Art GP	Art GP Official Team	25	93	-91	31	31	31

Pos. 1 - 34 qualified for Prefinal

Announcements:

These results are provisional until the conclusion of any judicial and technical matters

Clerk of the course Thomas Lainer:

Stewards (Chairman) Horst Seidel:

Timekeeping M. Wagner:

Scrutineer Paul Klaassen:

Printed: 19.07.2014 19:23

Posted at: h

Rotax Euro Challenge
 Class: DD2
 Date/Time: 20.07.2014 11:10

Track: Zuera / Spain
 Heat: Prefinal
 Laps: 10

Edition 1

	33	Quali Rank 0	17		34	Quali Rank 0
	31	Quali Rank 0	16		32	Quali Rank 0
Cristobal Garcia Ramos	637	Points 93 Quali Rank 24	15	Sergey Zagumenov (M)	680	Points 93 Quali Rank 25
	29				30	
Senna Noor	678	Points 75 Quali Rank 23	14	Franck Rouxel (M)	628	Points 80 Quali Rank 26
	27				28	
Julien Renaudin	653	Points 72 Quali Rank 22	13	Sanad Al Rawahi	623	Points 72 Quali Rank DQ
	25				26	
Patrick Pearce	612	Points 65 Quali Rank DQ	12	Christophe Adams (M)	655	Points 70 Quali Rank 17
	23				24	
Damien Vuillaume	660	Points 58 Quali Rank 9	11	Tamsin Germain (M)	651	Points 62 Quali Rank 13
	21				22	
Martin Pierce (M)	633	Points 55 Quali Rank 19	10	Alessandro Bizzotto	675	Points 57 Quali Rank 14
	19				20	
Fred Woodley	679	Points 50 Quali Rank 20	9	Filippos Kalesis	661	Points 51 Quali Rank DNS
	17				18	
Milan Dontje	681	Points 42 Quali Rank 21	8	Kevin Ludi	608	Points 46 Quali Rank 12
	15				16	
Joshua Collings	620	Points 39 Quali Rank 16	7	Maxi Fleischmann	616	Points 40 Quali Rank 15
	13				14	
Michael E Christensen	638	Points 35 Quali Rank 8	6	Haralds Garkaklis	621	Points 36 Quali Rank 18
	11				12	
Anthony Abbasse	626	Points 30 Quali Rank 3	5	Dario Santoro	650	Points 32 Quali Rank 7
	9				10	
Sean Babington	602	Points 27 Quali Rank 27	4	Henrique Baptista	639	Points 29 Quali Rank 10
	7				8	
Jordan Lennox Lamb	665	Points 22 Quali Rank 5	3	Bryan Eerden	641	Points 26 Quali Rank 6
	5				6	
Ferenc Kancsar	604	Points 12 Quali Rank 4	2	Xen De Ruwe	605	Points 20 Quali Rank 11
	3				4	
Ben Cooper	601	Points 2 Quali Rank 1	1	Andreas Backman	611	Points 10 Quali Rank 2
	1		Row		2	

Pole Position



Clerk of the course Thomas Lainer:
 Stewards (Chairman) Horst Seidel:

Scrutineer Paul Klaassen:
 Timekeeping M. Wagner:



Rotax Euro Challenge 2014 Zuera/Spain

ROTAX DD2

Zuera 1,699 Km

Warm up Sunday

20.07.2014 09:40

Practice (5:00 Time) started at 9:40:00

Pos	No.	Name	Nat.	Chassis	Race Team	Laps	Best Tm	Diff	Gap	In Lap	km/h
1	602	Sean Babington	GBR	Tonykart	Strawberry Racing	4	1:02.422			3	97,985
2	601	Ben Cooper	CAN	Birel	KMS Birel Motorsport	4	1:02.640	0.218	0.218	4	97,644
3	661	Filippos Kalesis	GRC	DR	VPDR	4	1:02.692	0.270	0.052	2	97,563
4	626	Anthony Abbasse	FRA	Sodikart	Sodikart	4	1:02.798	0.376	0.106	3	97,398
5	608	Kevin Ludi	CHE	Kosmic	Spirit Karting	4	1:02.818	0.396	0.020	4	97,367
6	604	Ferenc Kancsar	HUN	Birel	KMS Birel Motorsport	4	1:02.908	0.486	0.090	3	97,228
7	660	Damien Vuillaume	FRA	Flandria Kart	Flandria Competition Kart	4	1:02.986	0.564	0.078	4	97,107
8	605	Xen De Ruwe	BEL	Intrepid	Intrepid Driver Program	4	1:03.051	0.629	0.065	3	97,007
9	650	Dario Santoro	ITA	Maranello	Maranello Kart	4	1:03.076	0.654	0.025	3	96,969
10	665	Jordan Lennox Lamb	GBR	CRG	CRG S.P.A.	3	1:03.092	0.670	0.016	3	96,944
11	611	Andreas Backman	SWE	Tonykart	Strawberry Racing	4	1:03.163	0.741	0.071	4	96,835
12	638	Michael E Christensen	DNK	Tonykart	RS Competition	4	1:03.222	0.800	0.059	2	96,745
13	641	Bryan Eerden	NLD	CRG	PSL Karting	4	1:03.225	0.803	0.003	4	96,740
14	616	Maxi Fleischmann	DEU	Praga	Praga Racing Team	4	1:03.236	0.814	0.011	3	96,723
15	621	Haralds Garkaklis	LVA	Gillard	MRG Racing	4	1:03.261	0.839	0.025	2	96,685
16	620	Joshua Collings	GBR	CRG	Msport Karting	4	1:03.289	0.867	0.028	4	96,642
17	679	Fred Woodley	CAN	Maranello	Maranello Kart	4	1:03.297	0.875	0.008	4	96,630
18	653	Julien Renaudin	FRA	Sodikart	KPR	4	1:03.368	0.946	0.071	4	96,522
19	681	Milan Dontje	NLD	CRG	CRG SPA	4	1:03.416	0.994	0.048	4	96,449
20	639	Henrique Baptista	PRT	FA	Dan Holland Racing	4	1:03.459	1.037	0.043	2	96,383
21	623	Sanad Al Rawahi	OMN	DR	Msport Karting	4	1:03.511	1.089	0.052	4	96,305
22	675	Alessandro Bizzotto	CAN	CRG	CRG S.P.A.	3	1:03.556	1.134	0.045	3	96,236
23	651	Tamsin Germain (M)	GBR	Gillard	DG Racing	4	1:03.661	1.239	0.105	4	96,078
24	633	Martin Pierce (M)	IRL	Praga	Praga Racing Team	4	1:03.753	1.331	0.092	2	95,939
25	612	Patrick Pearce	GBR	Flandria Kart	Flandria Competition Kart	4	1:03.781	1.359	0.028	2	95,897
26	678	Senna Noor	IDN	CRG	PSL Karting/Riser Shadaff M	4	1:03.817	1.395	0.036	3	95,843
27	628	Franck Rouxel (M)	FRA	Sodikart	Sodi Shop	4	1:04.869	2.447	1.052	4	94,288



Rotax Euro Challenge 2014 Zuera/Spain

ROTAX DD2

Zuera 1,699 Km

Warm up Sunday

20.07.2014 09:40

Practice (5:00 Time) started at 9:40:00

Lap	Time of Day	Lap Tm	Diff	S1 Tm	S2 Tm	S3 Tm
(602) Sean Babington						
1	9:42:32.313	1:03.045	+0.623	20.126	22.528	20.391
2	9:43:34.940	1:02.627	+0.205	19.951	22.361	20.315
3	9:44:37.362	1:02.422		19.837	22.288	20.297
4	9:45:39.862	1:02.500	+0.078	19.852	22.348	20.300

(601) Ben Cooper						
1	9:42:34.925	1:03.390	+0.750	20.179	22.672	20.539
2	9:43:37.699	1:02.774	+0.134	19.926	22.448	20.400
3	9:44:40.585	1:02.886	+0.246	19.982	22.485	20.419
4	9:45:43.225	1:02.640		19.955	22.356	20.329

(661) Filippos Kalesis						
1	9:42:34.096	1:03.128	+0.436	20.098	22.546	20.484
2	9:43:36.788	1:02.692		20.042	22.335	20.315
3	9:44:39.775	1:02.987	+0.295	20.039	22.481	20.467
4	9:45:42.589	1:02.814	+0.122	20.002	22.291	20.521

(626) Anthony Abbasse						
1	9:42:42.627	1:03.671	+0.873	20.282	22.685	20.704
2	9:43:45.664	1:03.037	+0.239	20.055	22.523	20.459
3	9:44:48.462	1:02.798		19.984	22.380	20.434
4	9:45:51.323	1:02.861	+0.063	19.962	22.428	20.471

(608) Kevin Ludi						
1	9:42:33.708	1:03.281	+0.463	20.189	22.545	20.547
2	9:43:36.655	1:02.947	+0.129	20.003	22.422	20.522
3	9:44:40.182	1:03.527	+0.709	19.965	23.132	20.430
4	9:45:43.000	1:02.818		19.835	22.426	20.557

(604) Ferenc Kancsar						
1	9:42:36.377	1:03.771	+0.863	20.252	22.923	20.596
2	9:43:39.391	1:03.014	+0.106	20.057	22.394	20.563
3	9:44:42.299	1:02.908		19.997	22.413	20.498
4	9:45:45.234	1:02.935	+0.027	19.982	22.380	20.573

(660) Damien Vuillaume						
1	9:42:17.258	1:03.569	+0.583	20.356	22.688	20.525
2	9:43:20.768	1:03.510	+0.524	20.439	22.518	20.553
3	9:44:24.014	1:03.246	+0.260	20.168	22.569	20.509
4	9:45:27.000	1:02.986		20.191	22.343	20.452

(605) Xen De Ruwe						
1	9:42:45.249	1:03.460	+0.409	20.238	22.679	20.543
2	9:43:48.354	1:03.105	+0.054	20.088	22.483	20.534
3	9:44:51.405	1:03.051		20.031	22.478	20.542
4	9:45:54.617	1:03.212	+0.161	20.105	22.472	20.635

(650) Dario Santoro						
1	9:42:23.432	1:04.009	+0.933	20.498	22.842	20.669
2	9:43:26.817	1:03.385	+0.309	20.202	22.584	20.599
3	9:44:29.893	1:03.076		19.973	22.657	20.446
4	9:45:33.013	1:03.120	+0.044	20.016	22.590	20.514

(665) Jordan Lennox Lamb						
1	9:43:06.382	1:03.637	+0.545	20.355	22.695	20.587
2	9:44:09.726	1:03.344	+0.252	20.193	22.619	20.532
3	9:45:12.818	1:03.092		20.075	22.467	20.550

(611) Andreas Backman						
1	9:42:16.835	1:03.858	+0.695	20.319	22.809	20.730
2	9:43:20.254	1:03.419	+0.256	20.166	22.679	20.574
3	9:44:23.522	1:03.268	+0.105	20.097	22.601	20.570
4	9:45:26.685	1:03.163		20.026	22.496	20.641

Lap	Time of Day	Lap Tm	Diff	S1 Tm	S2 Tm	S3 Tm
(638) Michael E Christensen						
1	9:42:25.345	1:03.827	+0.605	20.289	22.926	20.612
2	9:43:28.567	1:03.222		20.236	22.600	20.386
3	9:44:32.425	1:03.858	+0.636	20.471	22.764	20.623
4	9:45:35.649	1:03.224	+0.002	20.181	22.514	20.529

(641) Bryan Eerden						
1	9:42:22.540	1:03.759	+0.534	20.285	22.858	20.616
2	9:43:25.823	1:03.283	+0.058	20.067	22.627	20.589
3	9:44:29.100	1:03.277	+0.052	20.079	22.666	20.532
4	9:45:32.325	1:03.225		20.040	22.644	20.541

(616) Maxi Fleischmann						
1	9:42:19.837	1:03.916	+0.680	20.422	22.755	20.739
2	9:43:26.205	1:06.368	+3.132	22.073	23.748	20.547
3	9:44:29.441	1:03.236		20.038	22.576	20.622
4	9:45:32.791	1:03.350	+0.114	20.262	22.583	20.505

(621) Haralds Garkaklis						
1	9:42:17.858	1:03.964	+0.703	20.319	22.943	20.702
2	9:43:21.119	1:03.261		20.132	22.595	20.534
3	9:44:24.460	1:03.341	+0.080	20.091	22.721	20.529
4	9:45:28.274	1:03.814	+0.553	20.249	23.005	20.560

(620) Joshua Collings						
1	9:42:25.676	1:04.447	+1.158	20.352	23.382	20.713
2	9:43:29.034	1:03.358	+0.069	20.052	22.728	20.578
3	9:44:32.856	1:03.822	+0.533	20.245	22.998	20.579
4	9:45:36.145	1:03.289		20.141	22.592	20.556

(679) Fred Woodley						
1	9:42:21.842	1:04.020	+0.723	20.353	22.926	20.741
2	9:43:25.483	1:03.641	+0.344	20.133	22.799	20.709
3	9:44:29.099	1:03.616	+0.319	20.170	22.687	20.759
4	9:45:32.396	1:03.297		20.213	22.591	20.493

(653) Julien Renaudin						
1	9:42:26.256	1:03.926	+0.558	20.324	22.879	20.723
2	9:43:30.049	1:03.793	+0.425	20.443	22.730	20.620
3	9:44:33.490	1:03.441	+0.073	20.270	22.592	20.579
4	9:45:36.858	1:03.368		20.131	22.573	20.664

(681) Milan Dontje						
1	9:42:24.687	1:04.829	+1.413	20.512	23.410	20.907
2	9:43:28.438	1:03.751	+0.335	20.218	22.713	20.820
3	9:44:34.677	1:06.239	+2.823	21.034	24.535	20.670
4	9:45:38.093	1:03.416		20.083	22.740	20.593

(639) Henrique Baptista						
1	9:42:17.073	1:04.047	+0.588	20.473	22.882	20.692
2	9:43:20.532	1:03.459		20.140	22.731	20.588
3	9:44:24.303	1:03.771	+0.312	20.171	23.016	20.584
4	9:45:28.046	1:03.743	+0.284	20.469	22.770	20.504

(623) Sanad Al Rawahi						
1	9:42:28.631	1:04.794	+1.283	20.645	23.265	20.884
2	9:43:32.481	1:03.850	+0.339	20.240	22.784	20.826
3	9:44:36.035	1:03.554	+0.043	20.162	22.642	20.750
4	9:45:39.546	1:03.511		20.087	22.702	20.722

(675) Alessandro Bizzotto						
1	9:43:06.983	1:03.829	+0.273	20.270	22.868	20.691
2	9:44:10.660	1:03.677	+0.121	20.140	22.769	20.768
3	9:45:14.216	1:03.556		20.164	22.660	20.732

(651) Tamsin Germain (M)



Rotax Euro Challenge 2014 Zuera/Spain

ROTAX DD2

Zuera 1,699 Km

Warm up Sunday

20.07.2014 09:40

Practice (5:00 Time) started at 9:40:00

Lap	Time of Day	Lap Tm	Diff	S1 Tm	S2 Tm	S3 Tm	Lap	Time of Day	Lap Tm	Diff	S1 Tm	S2 Tm	S3 Tm
1	9:42:24.766	1:05.193	+1.532	20.745	23.661	20.787							
2	9:43:28.449	1:03.683	+0.022	20.366	22.765	20.552							
3	9:44:32.912	1:04.463	+0.802	20.650	23.302	20.511							
4	9:45:36.573	1:03.661		20.213	22.802	20.646							

(633) Martin Pierce (M)

1	9:42:27.563	1:04.799	+1.046	20.642	23.108	21.049
2	9:43:31.316	1:03.753		20.312	22.814	20.627
3	9:44:35.514	1:04.198	+0.445	20.200	22.776	21.222
4	9:45:44.104	1:08.590	+4.837	20.256	22.782	25.552

(612) Patrick Pearce

1	9:42:27.861	1:05.150	+1.369	20.687	23.387	21.076
2	9:43:31.642	1:03.781		20.281	22.818	20.682
3	9:44:35.448	1:03.806	+0.025	20.232	22.816	20.758
4	9:45:39.324	1:03.876	+0.095	20.456	22.724	20.696

(678) Senna Noor

1	9:42:26.325	1:04.233	+0.416	20.338	22.930	20.965
2	9:43:30.318	1:03.993	+0.176	20.296	23.017	20.680
3	9:44:34.135	1:03.817		20.201	22.850	20.766
4	9:45:37.989	1:03.854	+0.037	20.217	22.771	20.866

(628) Franck Rouxel (M)

1	9:42:37.440	1:05.949	+1.080	20.995	23.728	21.226
2	9:43:42.509	1:05.069	+0.200	20.811	23.140	21.118
3	9:44:47.640	1:05.131	+0.262	20.777	23.241	21.113
4	9:45:52.509	1:04.869		20.733	23.097	21.039



Rotax Euro Challenge 2014 Zuera/Spain

ROTAX DD2

Zuera 1,699 Km

Pre-Final **-NEW-**

20.07.2014 11:10

Race (10 Laps) started at 11:15:01


Pos	No.	Name	Nat.	Chassis	Race Team	Laps	Total Tm	Diff	Best Tm	In Lap	km/h	Points
1	602	Sean Babington	GBR	Tonykart	Strawberry Racing	10	10:31.984		1:02.719	9	97,521	34
2	665	Jordan Lennox Lamb	GBR	CRG	CRG S.P.A.	10	10:33.351	1.367	1:02.840	10	97,333	33
3	611	Andreas Backman	SWE	Tonykart	Strawberry Racing	10	10:36.768	4.784	1:02.938	10	97,181	32
4	601	Ben Cooper	CAN	Birel	KMS Birel Motorsport	10	10:37.564	5.580	1:03.187	9	96,798	31
5	626	Anthony Abbasse	FRA	Sodikart	Sodikart	10	10:37.721	5.737	1:03.118	5	96,904	30
6	604	Ferenc Kancsar	HUN	Birel	KMS Birel Motorsport	10	10:37.767	5.783	1:03.177	9	96,814	29
7	639	Henrique Baptista	PRT	FA	Dan Holland Racing	10	10:39.838	7.854	1:03.309	10	96,612	28
8	605	Xen De Ruwe	BEL	Intrepid	Intrepid Driver Program	10	10:43.534	11.550	1:03.666	6	96,070	27
9	650	Dario Santoro	ITA	Maranello	Maranello Kart	10	10:43.936	11.952	1:03.035	9	97,032	26
10	661	Filippos Kalesis	GRC	DR	VPDR	10	10:44.145	12.161	1:03.192	4	96,791	25
11	608	Kevin Ludi	CHE	Kosmic	Spirit Karting	10	10:44.178	12.194	1:02.908	8	97,228	24
12	660	Damien Vuillaume	FRA	Flandria Kart	Flandria Competition Kart	10	10:44.245	12.261	1:03.043	9	97,019	23
13	621	Haralds Garkaklis	LVA	Gillard	MRG Racing	10	10:44.725	12.741	1:03.129	7	96,887	22
14	641	Bryan Eerden	NLD	CRG	PSL Karting	10	10:44.928	12.944	1:03.089	9	96,949	21
15	638	Michael E Christensen	DNK	Tonykart	RS Competition	10	10:44.951	12.967	1:02.884	9	97,265	20
16	681	Milan Dontje	NLD	CRG	CRG SPA	10	10:48.098	16.114	1:03.442	6	96,409	19
17	653	Julien Renaudin	FRA	Sodikart	KPR	10	10:50.568	18.584	1:03.352	7	96,546	18
18	616	Maxi Fleischmann	DEU	Praga	Praga Racing Team	10	10:50.852	18.868	1:03.814	9	95,847	17
19	612	Patrick Pearce	GBR	Flandria Kart	Flandria Competition Kart	10	10:51.013	19.029	1:03.591	6	96,183	16
20	655	Christophe Adams (M)	BEL	Kosmic	Sonic Racing Kart	10	10:51.223	19.239	1:03.671	7	96,063	15
21	678	Senna Noor	IDN	CRG	PSL Karting/Riser Shadaff M/Spr	10	10:51.451	19.467	1:03.694	9	96,028	14
22	651	Tamsin Germain (M)	GBR	Gillard	DG Racing	10	10:51.564	19.580	1:03.807	7	95,858	13
23	675	Alessandro Bizzotto	CAN	CRG	CRG S.P.A.	10	10:52.640	20.656	1:03.806	9	95,859	12
24	633	Martin Pierce (M)	IRL	Praga	Praga Racing Team	10	10:53.452	21.468	1:03.750	6	95,944	11
25	623	Sanad Al Rawahi	OMN	DR	Msport Karting	10	10:54.951	22.967	1:04.106	4	95,411	10
26	628	Franck Rouxel (M)	FRA	Sodikart	Sodi Shop	10	10:55.589	23.605	1:04.064	4	95,473	9
27	620	Joshua Collings	GBR	CRG	Msport Karting		0.653	10 Laps		0	-	8
Not classified												
DNS	637	Cristobal Garcia Ramos	ESP	Kosmic	Binakart Competicion			DNS		0	-	0
DNS	680	Sergey Zagumennov (M)	RUS	Art GP	Art GP Official Team			DNS		0	-	0
DQ	679	Fred Woodley	CAN	Maranello	Maranello Kart	10	10:43.891	DQ	1:03.348	5	96,552	0

Announcements

These results are provisional until the conclusion of any judicial and technical matters!
 No. 679 excluded from prefinal / technical non conformity

Margin of Victory	Ø km/h	Best Lap Tm	km/h	Best Lap by
1.367	96,781	1:02.719	97,521	602 - Sean Babington

Official Timing www.rgmmc.com Orbits

Timekeeping M. Wagner:  Clerk of the course Thomas Lainer: www.mylaps.com
 Steward Horst Seidel: Chief Scrutineer Paul Klaassen: Licensed to: Motorsport Events
 Printed: 20.07.2014 12:38:45 posted at: h



Rotax Euro Challenge 2014 Zuera/Spain

ROTAX DD2

Zuera 1,699 Km

Pre-Final

20.07.2014 11:10

Race (10 Laps) started at 11:15:01

Lap	Time of Day	Lap Tm	Diff	S1 Tm	S2 Tm	S3 Tm	Lap	Time of Day	Lap Tm	Diff	S1 Tm	S2 Tm	S3 Tm
(602) Sean Babington													
1	11:16:06.597	1:04.736	+2.017	21.348	22.783	20.605	5	11:20:21.771	1:03.228	+0.051	20.271	22.504	20.453
2	11:17:10.346	1:03.749	+1.030	20.329	22.809	20.611	6	11:21:25.674	1:03.903	+0.726	20.164	23.188	20.551
3	11:18:13.628	1:03.282	+0.563	20.238	22.588	20.456	7	11:22:29.213	1:03.539	+0.362	20.094	22.913	20.532
4	11:19:16.596	1:02.968	+0.249	20.005	22.461	20.502	8	11:23:32.719	1:03.506	+0.329	20.637	22.437	20.432
5	11:20:19.475	1:02.879	+0.160	20.037	22.404	20.438	9	11:24:35.896	1:03.177		20.145	22.580	20.452
6	11:21:22.333	1:02.858	+0.139	19.961	22.458	20.439	10	11:25:39.338	1:03.442	+0.265	20.231	22.565	20.646
7	11:22:25.269	1:02.936	+0.217	20.004	22.380	20.552	(639) Henrique Baptista						
8	11:23:28.057	1:02.788	+0.069	19.958	22.395	20.435	1	11:16:09.210	1:06.666	+3.357	22.610	22.917	21.139
9	11:24:30.776	1:02.719		19.905	22.365	20.449	2	11:17:13.082	1:03.872	+0.563	20.380	22.792	20.700
10	11:25:33.555	1:02.779	+0.060	19.966	22.360	20.453	3	11:18:17.008	1:03.926	+0.617	20.532	22.819	20.575
(665) Jordan Lennox Lamb													
1	11:16:06.550	1:04.762	+1.922	21.347	22.716	20.699	4	11:19:20.815	1:03.807	+0.498	20.249	22.995	20.563
2	11:17:10.469	1:03.919	+1.079	20.276	23.018	20.625	5	11:20:24.320	1:03.505	+0.196	20.161	22.672	20.672
3	11:18:13.932	1:03.463	+0.623	20.268	22.685	20.510	6	11:21:27.831	1:03.511	+0.202	20.226	22.709	20.576
4	11:19:16.998	1:03.066	+0.226	20.072	22.487	20.507	7	11:22:31.217	1:03.386	+0.077	20.189	22.620	20.577
5	11:20:20.079	1:03.081	+0.241	20.135	22.447	20.499	8	11:23:34.615	1:03.398	+0.089	20.084	22.681	20.633
6	11:21:23.223	1:03.144	+0.304	20.114	22.484	20.546	9	11:24:38.100	1:03.485	+0.176	20.200	22.677	20.608
7	11:22:26.138	1:02.915	+0.075	20.067	22.367	20.481	10	11:25:41.409	1:03.309		20.135	22.632	20.542
8	11:23:29.100	1:02.962	+0.122	20.084	22.400	20.478	(605) Xen De Ruwe						
9	11:24:32.082	1:02.982	+0.142	20.059	22.376	20.547	1	11:16:08.180	1:06.337	+2.671	22.381	23.019	20.937
10	11:25:34.922	1:02.840		20.042	22.349	20.449	2	11:17:12.653	1:04.473	+0.807	20.712	22.956	20.805
(611) Andreas Backman													
1	11:16:07.671	1:05.902	+2.964	22.226	22.977	20.699	3	11:18:16.825	1:04.172	+0.506	20.543	22.894	20.735
2	11:17:11.080	1:03.409	+0.471	20.218	22.622	20.569	4	11:19:20.988	1:04.163	+0.497	20.468	23.052	20.643
3	11:18:14.573	1:03.493	+0.555	20.354	22.681	20.458	5	11:20:24.752	1:03.764	+0.098	20.337	22.834	20.593
4	11:19:18.043	1:03.470	+0.532	20.427	22.589	20.454	6	11:21:28.418	1:03.666		20.329	22.711	20.626
5	11:20:21.238	1:03.195	+0.257	20.028	22.676	20.491	7	11:22:32.797	1:04.379	+0.713	20.256	23.381	20.742
6	11:21:25.533	1:04.295	+1.357	20.535	23.271	20.489	8	11:23:36.783	1:03.986	+0.320	20.246	23.094	20.646
7	11:22:29.081	1:03.548	+0.610	20.032	23.012	20.504	9	11:24:40.729	1:03.946	+0.280	20.248	23.073	20.625
8	11:23:32.056	1:02.975	+0.037	19.986	22.460	20.529	10	11:25:45.105	1:04.376	+0.710	20.438	23.235	20.703
9	11:24:35.401	1:03.345	+0.407	20.311	22.551	20.483	(679) Fred Woodley						
10	11:25:38.339	1:02.938		20.043	22.433	20.462	1	11:16:08.440	1:06.059	+2.711	22.121	23.081	20.857
(601) Ben Cooper													
1	11:16:06.279	1:04.708	+1.521	20.934	22.917	20.857	2	11:17:12.807	1:04.367	+1.019	20.510	23.148	20.709
2	11:17:10.516	1:04.237	+1.050	20.729	22.926	20.582	3	11:18:18.686	1:05.879	+2.531	22.482	22.733	20.664
3	11:18:14.238	1:03.722	+0.535	20.339	22.970	20.413	4	11:19:22.041	1:03.355	+0.007	20.158	22.588	20.609
4	11:19:17.727	1:03.489	+0.302	20.422	22.587	20.480	5	11:20:25.389	1:03.348		20.143	22.618	20.587
5	11:20:21.306	1:03.579	+0.392	20.168	22.976	20.435	6	11:21:28.794	1:03.405	+0.057	19.982	22.859	20.564
6	11:21:25.439	1:04.133	+0.946	20.386	23.167	20.580	7	11:22:32.628	1:03.834	+0.486	20.070	23.043	20.721
7	11:22:29.264	1:03.825	+0.638	20.053	23.285	20.487	8	11:23:36.916	1:04.288	+0.940	20.594	23.022	20.672
8	11:23:32.454	1:03.190	+0.003	20.319	22.446	20.425	9	11:24:40.855	1:03.939	+0.591	20.301	23.026	20.612
9	11:24:35.641	1:03.187		20.123	22.558	20.506	10	11:25:45.462	1:04.607	+1.259	20.894	22.993	20.720
10	11:25:39.135	1:03.494	+0.307	20.163	22.715	20.616	(650) Dario Santoro						
(626) Anthony Abbasse													
1	11:16:06.923	1:04.995	+1.877	21.383	22.901	20.711	1	11:16:10.976	1:08.245	+5.210	23.000	24.226	21.019
2	11:17:10.795	1:03.872	+0.754	20.324	22.772	20.776	2	11:17:15.654	1:04.678	+1.643	21.148	22.855	20.675
3	11:18:14.189	1:03.394	+0.276	20.270	22.658	20.466	3	11:18:20.595	1:04.941	+1.906	20.814	23.153	20.974
4	11:19:18.408	1:04.219	+1.101	20.842	22.824	20.553	4	11:19:24.483	1:03.888	+0.853	20.293	22.829	20.766
5	11:20:21.526	1:03.118		20.149	22.446	20.523	5	11:20:28.121	1:03.638	+0.603	20.273	22.652	20.713
6	11:21:26.070	1:04.544	+1.426	20.266	23.292	20.986	6	11:21:31.487	1:03.366	+0.331	20.097	22.676	20.593
7	11:22:29.491	1:03.421	+0.303	20.046	22.763	20.612	7	11:22:34.628	1:03.141	+0.106	20.036	22.594	20.511
8	11:23:32.667	1:03.176	+0.058	20.273	22.399	20.504	8	11:23:38.875	1:04.247	+1.212	20.708	23.052	20.487
9	11:24:35.808	1:03.141	+0.023	20.083	22.570	20.488	9	11:24:41.910	1:03.035		20.017	22.471	20.547
10	11:25:39.292	1:03.484	+0.366	20.156	22.615	20.713	10	11:25:45.507	1:03.597	+0.562	20.159	22.858	20.580
(604) Ferenc Kancsar													
1	11:16:07.580	1:05.939	+2.762	22.203	22.992	20.744	(661) Filippos Kalesis						
2	11:17:10.946	1:03.366	+0.189	20.129	22.675	20.562	1	11:16:10.727	1:07.358	+4.166	22.387	23.880	21.091
3	11:18:14.450	1:03.504	+0.327	20.294	22.748	20.462	2	11:17:14.303	1:03.576	+0.384	20.342	22.618	20.616
4	11:19:18.543	1:04.093	+0.916	20.383	22.944	20.766	3	11:18:18.056	1:03.753	+0.561	20.578	22.627	20.548
(604) Ferenc Kancsar													
1	11:16:07.580	1:05.939	+2.762	22.203	22.992	20.744	4	11:19:21.248	1:03.192		20.152	22.582	20.458
2	11:17:10.946	1:03.366	+0.189	20.129	22.675	20.562	5	11:20:25.080	1:03.832	+0.640	20.193	23.128	20.511
3	11:18:14.450	1:03.504	+0.327	20.294	22.748	20.462	6	11:21:28.843	1:03.763	+0.571	20.118	23.151	20.494
4	11:19:18.543	1:04.093	+0.916	20.383	22.944	20.766	7	11:22:32.679	1:03.836	+0.644	20.253	22.883	20.700
(604) Ferenc Kancsar													
1	11:16:07.580	1:05.939	+2.762	22.203	22.992	20.744	8	11:23:37.156	1:04.477	+1.285	20.430	23.355	20.692
2	11:17:10.946	1:03.366	+0.189	20.129	22.675	20.562	9	11:24:40.920	1:03.764	+0.572	20.250	22.943	20.571
3	11:18:14.450	1:03.504	+0.327	20.294	22.748	20.462	10	11:25:45.716	1:04.796	+1.604	20.585	23.023	21.188
4	11:19:18.543	1:04.093	+0.916	20.383	22.944	20.766							



Rotax Euro Challenge 2014 Zuera/Spain

ROTAX DD2

Zuera 1,699 Km

Pre-Final

20.07.2014 11:10

Race (10 Laps) started at 11:15:01

Lap	Time of Day	Lap Tm	Diff	S1 Tm	S2 Tm	S3 Tm	Lap	Time of Day	Lap Tm	Diff	S1 Tm	S2 Tm	S3 Tm
(608) Kevin Ludi							(653) Julien Renaudin						
1	11:16:13.145	1:09.965	+7.057	24.529	24.627	20.809	5	11:20:30.990	1:04.146	+1.262	20.170	23.499	20.477
2	11:17:17.612	1:04.467	+1.559	21.057	22.738	20.672	6	11:21:34.099	1:03.109	+0.225	20.055	22.540	20.514
3	11:18:21.434	1:03.822	+0.914	20.125	22.857	20.840	7	11:22:37.706	1:03.607	+0.723	20.194	22.850	20.563
4	11:19:25.330	1:03.896	+0.988	20.373	23.034	20.489	8	11:23:40.651	1:02.945	+0.061	20.009	22.512	20.424
5	11:20:28.709	1:03.379	+0.471	20.411	22.519	20.449	9	11:24:43.535	1:02.884		19.928	22.444	20.512
6	11:21:32.452	1:03.743	+0.835	20.170	23.078	20.495	10	11:25:46.522	1:02.987	+0.103	20.091	22.501	20.395
7	11:22:35.401	1:02.949	+0.041	20.082	22.407	20.460	(656) Damien Vuillaume						
8	11:23:38.309	1:02.908		20.066	22.452	20.390	1	11:16:11.208	1:08.347	+5.304	23.214	23.947	21.186
9	11:24:41.249	1:02.940	+0.032	19.990	22.466	20.484	2	11:17:15.706	1:04.498	+1.455	21.240	22.693	20.565
10	11:25:45.749	1:04.500	+1.592	20.852	23.034	20.614	3	11:18:20.455	1:04.749	+1.706	20.967	23.036	20.746
(660) Damien Vuillaume							(616) Maxi Fleischmann						
1	11:16:11.208	1:08.347	+5.304	23.214	23.947	21.186	1	11:16:11.174	1:08.204	+4.390	23.174	23.967	21.063
2	11:17:15.706	1:04.498	+1.455	21.240	22.693	20.565	2	11:17:16.250	1:05.076	+1.262	21.343	23.067	20.666
3	11:18:20.455	1:04.749	+1.706	20.967	23.036	20.746	3	11:18:21.111	1:04.861	+1.047	20.620	23.419	20.822
4	11:19:24.831	1:04.376	+1.333	20.834	23.190	20.352	4	11:19:25.286	1:04.175	+0.361	20.283	23.371	20.521
5	11:20:28.470	1:03.639	+0.596	20.226	22.829	20.584	5	11:20:29.553	1:04.267	+0.453	21.061	22.646	20.560
6	11:21:31.721	1:03.251	+0.208	20.254	22.511	20.486	6	11:21:33.452	1:03.899	+0.085	20.623	22.731	20.545
7	11:22:34.813	1:03.092	+0.049	20.174	22.434	20.484	7	11:22:38.047	1:04.595	+0.781	20.590	23.333	20.672
8	11:23:38.004	1:03.191	+0.148	20.255	22.452	20.484	8	11:23:43.905	1:05.858	+2.044	21.269	23.893	20.696
9	11:24:41.047	1:03.043		20.083	22.419	20.541	9	11:24:47.719	1:03.814		20.246	22.935	20.633
10	11:25:45.816	1:04.769	+1.726	20.986	23.297	20.486	10	11:25:52.423	1:04.704	+0.890	20.689	23.461	20.554
(621) Haralds Garkaklis							(612) Patrick Pearce						
1	11:16:11.619	1:08.780	+5.651	24.010	23.509	21.261	1	11:16:11.568	1:08.589	+4.998	23.340	23.949	21.300
2	11:17:16.066	1:04.447	+1.318	20.972	22.843	20.632	2	11:17:16.785	1:05.217	+1.626	21.141	23.285	20.791
3	11:18:20.989	1:04.923	+1.794	20.851	23.322	20.750	3	11:18:22.420	1:05.635	+2.044	20.377	24.212	21.046
4	11:19:24.623	1:03.634	+0.505	20.205	22.821	20.608	4	11:19:26.385	1:03.965	+0.374	20.408	22.914	20.643
5	11:20:28.277	1:03.654	+0.525	20.281	22.900	20.473	5	11:20:30.481	1:04.096	+0.505	20.275	23.243	20.578
6	11:21:32.642	1:04.365	+1.236	20.569	23.246	20.550	6	11:21:34.072	1:03.591		20.240	22.768	20.583
7	11:22:35.771	1:03.129		20.088	22.547	20.494	7	11:22:38.174	1:04.102	+0.511	20.416	22.989	20.697
8	11:23:39.145	1:03.374	+0.245	20.083	22.777	20.514	8	11:23:43.537	1:05.363	+1.772	21.186	23.454	20.723
9	11:24:42.557	1:03.412	+0.283	20.199	22.660	20.553	9	11:24:47.655	1:04.118	+0.527	20.283	23.120	20.715
10	11:25:46.296	1:03.739	+0.610	20.311	22.833	20.595	10	11:25:52.584	1:04.929	+1.338	20.985	23.309	20.635
(641) Bryan Eerden							(655) Christophe Adams (M)						
1	11:16:12.285	1:10.385	+7.296	25.022	24.468	20.895	1	11:16:12.485	1:09.036	+5.365	23.747	24.387	20.902
2	11:17:17.067	1:04.782	+1.693	21.007	22.857	20.918	2	11:17:17.644	1:05.159	+1.488	20.961	23.157	21.041
3	11:18:21.574	1:04.507	+1.418	20.190	23.485	20.832	3	11:18:22.181	1:04.537	+0.866	20.670	23.124	20.743
4	11:19:25.565	1:03.991	+0.902	20.537	22.855	20.599	4	11:19:26.563	1:04.382	+0.711	20.715	23.008	20.659
5	11:20:29.808	1:04.243	+1.154	20.836	22.834	20.573	5	11:20:31.874	1:05.311	+1.640	20.397	24.265	20.649
6	11:21:33.295	1:03.487	+0.398	20.197	22.779	20.511	6	11:21:35.911	1:04.037	+0.366	20.475	22.875	20.687
7	11:22:36.395	1:03.100	+0.011	20.104	22.506	20.490	7	11:22:39.582	1:03.671		20.232	22.738	20.701
8	11:23:39.752	1:03.357	+0.268	20.037	22.766	20.554	8	11:23:43.611	1:04.029	+0.358	20.246	23.202	20.581
9	11:24:42.841	1:03.089		20.022	22.542	20.525	9	11:24:48.096	1:04.485	+0.814	20.351	23.640	20.494
10	11:25:46.499	1:03.658	+0.569	20.146	22.837	20.675	10	11:25:52.794	1:04.698	+1.027	20.550	23.492	20.656
(681) Milan Dontje							(678) Senna Noor						
1	11:16:10.979	1:08.757	+5.315	23.467	24.077	21.213	1	11:16:13.686	1:09.582	+5.888	23.533	24.877	21.172
2	11:17:15.692	1:04.713	+1.271	20.871	22.983	20.859	2	11:17:19.239	1:05.553	+1.859	21.078	23.595	20.880
3	11:18:21.381	1:05.689	+2.247	21.087	23.346	21.256	3	11:18:23.537	1:04.298	+0.604	20.382	23.098	20.818
4	11:19:25.759	1:04.378	+0.936	20.836	22.887	20.655	4	11:19:28.061	1:04.524	+0.830	21.006	22.890	20.628
5	11:20:30.169	1:04.410	+0.968	20.833	22.989	20.588	5	11:20:32.407	1:04.346	+0.652	20.364	23.170	20.812
6	11:21:33.611	1:03.442		20.220	22.719	20.503	6	11:21:37.166	1:04.759	+1.065	20.729	23.094	20.936
7	11:22:38.273	1:04.662	+1.220	20.394	23.348	20.920	7	11:22:41.132	1:03.966	+0.272	20.354	22.781	20.831
8	11:23:42.601	1:04.328	+0.886	20.622	22.997	20.709	8	11:23:44.955	1:03.823	+0.129	20.249	22.776	20.798
9	11:24:46.172	1:03.571	+0.129	20.137	22.729	20.705	9	11:24:48.649	1:03.694		20.183	22.908	20.603
10	11:25:49.669	1:03.497	+0.055	20.221	22.610	20.666	10	11:25:53.022	1:04.373	+0.679	20.190	23.582	20.601
(638) Michael E Christensen													
1	11:16:14.123	1:12.081	+9.197	28.353	22.860	20.868							
2	11:17:18.971	1:04.848	+1.964	21.041	23.309	20.498							
3	11:18:23.016	1:04.045	+1.161	20.369	22.929	20.747							
4	11:19:26.844	1:03.828	+0.944	20.312	23.081	20.435							

Timekeeping M. Wagner:

Clerk of the course Thomas Lainer:

Steward Horst Seidel:

Chief Scrutineer Paul Klaassen:



Rotax Euro Challenge 2014 Zuera/Spain

ROTAX DD2

Zuera 1,699 Km

Pre-Final

20.07.2014 11:10

Race (10 Laps) started at 11:15:01

Lap	Time of Day	Lap Tm	Diff	S1 Tm	S2 Tm	S3 Tm	Lap	Time of Day	Lap Tm	Diff	S1 Tm	S2 Tm	S3 Tm
(651) Tamsin Germain (M)													
1	11:16:12.679	1:09.336	+5.529	23.931	24.512	20.893							
2	11:17:18.163	1:05.484	+1.677	21.499	23.268	20.717							
3	11:18:22.889	1:04.726	+0.919	20.318	23.631	20.777							
4	11:19:27.603	1:04.714	+0.907	21.163	22.860	20.691							
5	11:20:32.048	1:04.445	+0.638	20.180	23.550	20.715							
6	11:21:36.006	1:03.958	+0.151	20.410	22.954	20.594							
7	11:22:39.813	1:03.807		20.483	22.750	20.574							
8	11:23:44.163	1:04.350	+0.543	20.261	23.412	20.677							
9	11:24:48.321	1:04.158	+0.351	20.593	22.988	20.577							
10	11:25:53.135	1:04.814	+1.007	20.432	23.749	20.633							
(675) Alessandro Bizzotto													
1	11:16:13.751	1:10.287	+6.481	24.343	24.602	21.342							
2	11:17:19.471	1:05.720	+1.914	21.586	23.249	20.885							
3	11:18:23.665	1:04.194	+0.388	20.442	22.883	20.869							
4	11:19:27.817	1:04.152	+0.346	20.758	22.735	20.659							
5	11:20:32.349	1:04.532	+0.726	20.280	23.400	20.852							
6	11:21:37.127	1:04.778	+0.972	20.683	23.077	21.018							
7	11:22:42.357	1:05.230	+1.424	20.841	23.510	20.879							
8	11:23:46.530	1:04.173	+0.367	20.397	23.013	20.763							
9	11:24:50.336	1:03.806		20.192	22.718	20.896							
10	11:25:54.211	1:03.875	+0.069	20.137	22.967	20.771							
(633) Martin Pierce (M)													
1	11:16:17.759	1:15.248	+11.498	22.230	22.989	30.029							
2	11:17:21.928	1:04.169	+0.419	20.523	22.690	20.956							
3	11:18:25.750	1:03.822	+0.072	20.457	22.660	20.705							
4	11:19:29.506	1:03.756	+0.006	20.235	22.573	20.948							
5	11:20:33.589	1:04.083	+0.333	20.193	22.685	21.205							
6	11:21:37.339	1:03.750		20.190	22.666	20.894							
7	11:22:42.184	1:04.845	+1.095	20.551	23.480	20.814							
8	11:23:47.120	1:04.936	+1.186	20.583	23.072	21.281							
9	11:24:50.961	1:03.841	+0.091	20.469	22.620	20.752							
10	11:25:55.023	1:04.062	+0.312	20.254	22.582	21.226							
(623) Sanad Al Rawahi													
1	11:16:13.077	1:09.006	+4.900	23.671	24.290	21.045							
2	11:17:18.726	1:05.649	+1.543	21.278	23.607	20.764							
3	11:18:23.118	1:04.392	+0.286	20.692	23.007	20.693							
4	11:19:27.224	1:04.106		20.472	23.001	20.633							
5	11:20:31.670	1:04.446	+0.340	20.295	23.356	20.795							
6	11:21:37.501	1:05.831	+1.725	21.212	23.146	21.473							
7	11:22:42.436	1:04.935	+0.829	20.663	23.509	20.763							
8	11:23:47.252	1:04.816	+0.710	20.633	23.141	21.042							
9	11:24:51.630	1:04.378	+0.272	20.715	22.853	20.810							
10	11:25:56.522	1:04.892	+0.786	20.827	23.105	20.960							
(628) Franck Rouxel (M)													
1	11:16:12.998	1:08.887	+4.823	23.066	24.523	21.298							
2	11:17:20.356	1:07.358	+3.294	22.716	23.787	20.855							
3	11:18:24.981	1:04.625	+0.561	20.644	23.131	20.850							
4	11:19:29.045	1:04.064		20.440	22.785	20.839							
5	11:20:33.714	1:04.669	+0.605	20.738	22.968	20.963							
6	11:21:38.201	1:04.487	+0.423	20.559	22.949	20.979							
7	11:22:42.621	1:04.420	+0.356	20.581	23.022	20.817							
8	11:23:47.006	1:04.385	+0.321	20.513	22.839	21.033							
9	11:24:51.416	1:04.410	+0.346	20.793	22.865	20.752							
10	11:25:57.160	1:05.744	+1.680	20.853	23.633	21.258							

Rotax Euro Challenge
 Class: DD2
 Date/Time: 20.07.2014 13:05

Track: Zuera / Spain
 Heat: Final
 Laps: 14

Edition 1

	Laps 0 Tm. 0	17		Laps 0 Tm. 0
33			34	
	Laps 0 Tm. 0	16		Laps 0 Tm. 0
31			32	
		15		
29			30	
Joshua Collings	620 Laps 0 Tm. 0.653	14	Fred Woodley	679 Laps EXC Tm. EXC
27			28	
Sanad Al Rawahi	623 Laps 10 Tm. 10:54.951	13	Franck Rouxel (M)	628 Laps 10 Tm. 10:55.589
25			26	
Alessandro Bizzotto	675 Laps 10 Tm. 10:52.640	12	Martin Pierce (M)	633 Laps 10 Tm. 10:53.452
23			24	
Senna Noor	678 Laps 10 Tm. 10:51.451	11	Tamsin Germain (M)	651 Laps 10 Tm. 10:51.564
21			22	
Patrick Pearce	612 Laps 10 Tm. 10:51.013	10	Christophe Adams (M)	655 Laps 10 Tm. 10:51.223
19			20	
Julien Renaudin	653 Laps 10 Tm. 10:50.568	9	Maxi Fleischmann	616 Laps 10 Tm. 10:50.852
17			18	
Michael E Christensen	638 Laps 10 Tm. 10:44.951	8	Milan Dontje	681 Laps 10 Tm. 10:48.098
15			16	
Haralds Garkaklis	621 Laps 10 Tm. 10:44.725	7	Bryan Eerden	641 Laps 10 Tm. 10:44.928
13			14	
Kevin Ludi	608 Laps 10 Tm. 10:44.178	6	Damien Vuillaume	660 Laps 10 Tm. 10:44.245
11			12	
Dario Santoro	650 Laps 10 Tm. 10:43.936	5	Filippos Kalesis	661 Laps 10 Tm. 10:44.145
9			10	
Henrique Baptista	639 Laps 10 Tm. 10:39.838	4	Xen De Ruwe	605 Laps 10 Tm. 10:43.534
7			8	
Anthony Abbasse	626 Laps 10 Tm. 10:37.721	3	Ferenc Kancsar	604 Laps 10 Tm. 10:37.767
5			6	
Andreas Backman	611 Laps 10 Tm. 10:36.768	2	Ben Cooper	601 Laps 10 Tm. 10:37.564
3			4	
Sean Babington	602 Laps 10 Tm. 10:31.984	1	Jordan Lennox Lamb	665 Laps 10 Tm. 10:33.351
1		Row	2	
Pole Position				

Clerk of the course Thomas Lainer:
 Stewards (Chairman) Horst Seidel:

Scrutineer Paul Klaassen:
 Timekeeping M. Wagner:



Rotax Euro Challenge 2014 Zuera/Spain

ROTAX DD2

Zuera 1,699 Km

Final

-NEW 2-

20.07.2014 13:05

Race (14 Laps) started at 13:10:25

Pos	No.	Name	Nat.	Chassis	Race Team	Laps	Total Tm	Diff	Best Tm	In Lap	km/h	Points
1	602	Sean Babington	GBR	Tonykart	Strawberry Racing	14	14:45.079		1:02.651	10	97,627	55
2	601	Ben Cooper	CAN	Birel	KMS Birel Motorsport	14	14:46.288	1.209	1:02.590	10	97,722	52
3	665	Jordan Lennox Lamb	GBR	CRG	CRG S.P.A.	14	14:46.331	1.252	1:02.720	10	97,519	50
4	611	Andreas Backman	SWE	Tonykart	Strawberry Racing	14	14:47.278	2.199	1:02.667	10	97,602	49
5	639	Henrique Baptista	PRT	FA	Dan Holland Racing	14	14:48.348	3.269	1:02.931	10	97,192	48
6	638	Michael E Christensen	DNK	Tonykart	RS Competition	14	14:51.163	6.084	1:02.878	5	97,274	47
7	604	Ferenc Kancsar	HUN	Birel	KMS Birel Motorsport	14	14:51.479	6.400	1:02.775	12	97,434	46
8	608	Kevin Ludi	CHE	Kosmic	Spirit Karting	14	14:54.155	9.076	1:03.150	5	96,855	45
9	626	Anthony Abbasse	FRA	Sodikart	Sodikart	14	14:54.544	9.465	1:03.239	10	96,719	44
10	641	Bryan Eerden	NLD	CRG	PSL Karting	14	14:56.462	11.383	1:02.921	10	97,208	43
11	621	Haralds Garkaklis	LVA	Gillard	MRG Racing	14	14:56.908	11.829	1:03.000	10	97,086	42
12	681	Milan Dontje	NLD	CRG	CRG SPA	14	14:57.010	11.931	1:03.183	10	96,805	41
13	661	Filippos Kalesis	GRC	DR	VPDR	14	14:57.132	12.053	1:03.150	7	96,855	40
14	650	Dario Santoro	ITA	Maranello	Maranello Kart	14	14:57.490	12.411	1:02.825	8	97,356	39
15	678	Senna Noor	IDN	CRG	PSL Karting/Riser Shadaff M/Spr	14	14:57.860	12.781	1:03.357	6	96,539	38
16	660	Damien Vuillaume	FRA	Flandria Kart	Flandria Competition Kart	14	14:59.335	14.256	1:02.746	7	97,479	37
17	633	Martin Pierce (M)	IRL	Praga	Praga Racing Team	14	15:01.619	16.540	1:03.392	7	96,485	36
18	616	Maxi Fleischmann	DEU	Praga	Praga Racing Team	14	15:02.244	17.165	1:03.286	5	96,647	35
19	653	Julien Renaudin	FRA	Sodikart	KPR	14	15:02.473	17.394	1:03.350	8	96,549	34
20	651	Tamsin Germain (M)	GBR	Gillard	DG Racing	14	15:03.019	17.940	1:03.476	8	96,358	33
21	623	Sanad Al Rawahi	OMN	DR	Msport Karting	14	15:09.072	23.993	1:03.661	9	96,078	32
22	628	Franck Rouxel (M)	FRA	Sodikart	Sodi Shop	14	15:10.001	24.922	1:03.841	5	95,807	31
23	675	Alessandro Bizzotto	CAN	CRG	CRG S.P.A.	14	15:11.316	26.237	1:03.495	9	96,329	30
24	655	Christophe Adams (M)	BEL	Kosmic	Sonic Racing Kart	14	15:14.166	29.087	1:03.535	9	96,268	29
25	605	Xen De Ruwe	BEL	Intrepid	Intrepid Driver Program	1	1:06.875	13 Laps	1:06.008	1	92,661	28
26	620	Joshua Collings	GBR	CRG	Msport Karting					0	-	27
27	679	Fred Woodley	CAN	Maranello	Maranello Kart					0	-	26

Not classified


DNS	637	Cristobal Garcia Ramos	ESP	Kosmic	Binakart Competicion			DNS		0	-	0
DNS	680	Sergey Zagumennov (M)	RUS	Art GP	Art GP Official Team			DNS		0	-	0
DQ	612	Patrick Pearce	GBR	Flandria Kart	Flandria Competition Kart	9	9:56.309	DQ	1:03.380	5	96,504	0

Announcements

These results are provisional until the conclusion of any judicial and technical matters!
 No. 660 + 655 warning board / time penalty 5 sec
 No. 612 excluded from final / breaking with parc fermé rules

Margin of Victory	Ø km/h	Best Lap Tm	km/h	Best Lap by
1.209	96,748	1:02.590	97,722	601 - Ben Cooper

Official Timing www.rgmmc.com Orbits

Timekeeping M. Wagner:  Clerk of the course Thomas Lainer: www.mylaps.com
 Steward Horst Seidel: Chief Scrutineer Paul Klaassen: Licensed to: Motorsport Events
 Printed: 20.07.2014 14:44:54 posted at: h



Rotax Euro Challenge 2014 Zuera/Spain

ROTAX DD2

Zuera 1,699 Km

Final

20.07.2014 13:05

Race (14 Laps) started at 13:10:25

Lap	Time of Day	Lap Tm	Diff	S1 Tm	S2 Tm	S3 Tm	Lap	Time of Day	Lap Tm	Diff	S1 Tm	S2 Tm	S3 Tm
(602) Sean Babington							(638) Michael E Christensen						
1	13:11:29.936	1:04.697	+2.046	20.973	22.857	20.867	1	13:11:31.368	1:05.345	+2.414	21.643	22.996	20.706
2	13:12:33.271	1:03.335	+0.684	20.166	22.578	20.591	2	13:12:34.715	1:03.347	+0.416	20.126	22.632	20.589
3	13:13:36.389	1:03.118	+0.467	20.130	22.471	20.517	3	13:13:37.989	1:03.274	+0.343	20.067	22.557	20.650
4	13:14:39.509	1:03.120	+0.469	20.057	22.532	20.531	4	13:14:41.853	1:03.864	+0.933	20.237	23.008	20.619
5	13:15:42.473	1:02.964	+0.313	20.118	22.388	20.458	5	13:15:45.062	1:03.209	+0.278	20.100	22.588	20.521
6	13:16:45.359	1:02.886	+0.235	20.104	22.383	20.399	6	13:16:48.506	1:03.444	+0.513	20.138	22.579	20.727
7	13:17:48.520	1:03.161	+0.510	20.031	22.427	20.703	7	13:17:51.686	1:03.180	+0.249	20.041	22.516	20.623
8	13:18:52.792	1:04.272	+1.621	20.162	23.437	20.673	8	13:18:55.201	1:03.515	+0.584	20.442	22.486	20.587
9	13:19:56.735	1:03.943	+1.292	20.338	23.179	20.426	9	13:19:58.349	1:03.148	+0.217	20.026	22.538	20.584
10	13:20:59.386	1:02.651		19.966	22.323	20.362	10	13:21:01.280	1:02.931		19.978	22.482	20.471
11	13:22:02.140	1:02.754	+0.103	20.004	22.377	20.373	11	13:22:04.294	1:03.014	+0.083	19.975	22.546	20.493
12	13:23:04.840	1:02.700	+0.049	19.960	22.340	20.400	12	13:23:07.365	1:03.071	+0.140	20.019	22.541	20.511
13	13:24:07.521	1:02.681	+0.030	19.945	22.344	20.392	13	13:24:10.467	1:03.102	+0.171	20.024	22.589	20.489
14	13:25:10.318	1:02.797	+0.146	19.982	22.331	20.484	14	13:25:13.587	1:03.120	+0.189	19.930	22.585	20.605
(601) Ben Cooper							(639) Michael E Christensen						
1	13:11:30.793	1:04.928	+2.338	21.331	22.912	20.685	1	13:11:32.780	1:05.803	+2.925	22.210	22.941	20.652
2	13:12:33.789	1:02.996	+0.406	19.949	22.499	20.548	2	13:12:36.672	1:03.892	+1.014	20.670	22.682	20.540
3	13:13:36.896	1:03.107	+0.517	20.086	22.449	20.572	3	13:13:40.507	1:03.835	+0.957	20.542	22.890	20.403
4	13:14:39.905	1:03.009	+0.419	19.979	22.503	20.527	4	13:14:44.074	1:03.567	+0.689	20.228	22.813	20.526
5	13:15:42.801	1:02.896	+0.306	20.057	22.372	20.467	5	13:15:46.952	1:02.878		20.064	22.370	20.444
6	13:16:45.652	1:02.851	+0.261	20.018	22.342	20.491	6	13:16:50.159	1:03.207	+0.329	20.089	22.581	20.537
7	13:17:48.407	1:02.755	+0.165	19.932	22.301	20.522	7	13:17:53.254	1:03.095	+0.217	20.125	22.526	20.444
8	13:18:52.705	1:04.298	+1.708	20.345	23.311	20.642	8	13:18:56.902	1:03.648	+0.770	20.735	22.489	20.424
9	13:19:57.155	1:04.450	+1.860	20.332	23.744	20.374	9	13:20:00.456	1:03.554	+0.676	20.107	22.953	20.494
10	13:20:59.745	1:02.590		19.923	22.268	20.399	10	13:21:03.905	1:03.449	+0.571	20.435	22.569	20.445
11	13:22:02.538	1:02.793	+0.203	20.083	22.318	20.392	11	13:22:07.246	1:03.341	+0.463	20.378	22.489	20.474
12	13:23:05.295	1:02.757	+0.167	19.935	22.429	20.393	12	13:23:10.365	1:03.119	+0.241	20.191	22.439	20.489
13	13:24:08.222	1:02.927	+0.337	20.027	22.407	20.493	13	13:24:13.305	1:02.940	+0.062	20.108	22.381	20.451
14	13:25:11.527	1:03.305	+0.715	19.994	22.693	20.618	14	13:25:16.402	1:03.097	+0.219	20.115	22.461	20.521
(665) Jordan Lennox Lamb							(604) Ferenc Kancsar						
1	13:11:30.576	1:04.916	+2.196	21.484	22.735	20.697	1	13:11:32.569	1:06.553	+3.778	22.128	23.575	20.850
2	13:12:34.015	1:03.439	+0.719	20.073	22.755	20.611	2	13:12:36.440	1:03.871	+1.096	20.547	22.761	20.563
3	13:13:36.999	1:02.984	+0.264	20.037	22.472	20.475	3	13:13:40.031	1:03.591	+0.816	20.451	22.519	20.621
4	13:14:40.116	1:03.117	+0.397	20.084	22.482	20.551	4	13:14:43.142	1:03.111	+0.336	20.160	22.419	20.532
5	13:15:43.094	1:02.978	+0.258	20.110	22.382	20.486	5	13:15:46.017	1:02.875	+0.100	20.084	22.324	20.467
6	13:16:46.102	1:03.008	+0.288	20.153	22.361	20.494	6	13:16:49.416	1:03.399	+0.624	19.980	22.779	20.640
7	13:17:48.851	1:02.749	+0.029	20.059	22.297	20.393	7	13:17:53.536	1:04.120	+1.345	20.211	23.391	20.518
8	13:18:52.915	1:04.064	+1.344	20.103	23.274	20.687	8	13:18:57.596	1:04.060	+1.285	20.660	22.851	20.549
9	13:19:56.871	1:03.956	+1.236	20.260	23.251	20.445	9	13:20:00.908	1:03.312	+0.537	20.116	22.518	20.678
10	13:20:59.591	1:02.720		19.977	22.313	20.430	10	13:21:04.126	1:03.218	+0.443	20.291	22.425	20.502
11	13:22:02.349	1:02.758	+0.038	19.998	22.347	20.413	11	13:22:07.927	1:03.801	+1.026	20.465	22.820	20.516
12	13:23:05.151	1:02.802	+0.082	20.049	22.270	20.483	12	13:23:10.702	1:02.775		20.020	22.325	20.430
13	13:24:08.403	1:03.252	+0.532	20.244	22.508	20.500	13	13:24:13.628	1:02.926	+0.151	20.132	22.386	20.408
14	13:25:11.570	1:03.167	+0.447	19.925	22.697	20.545	14	13:25:16.718	1:03.090	+0.315	20.061	22.458	20.571
(611) Andreas Backman							(608) Kevin Ludi						
1	13:11:30.234	1:04.757	+2.090	21.033	22.875	20.849	1	13:11:32.686	1:05.833	+2.683	22.007	23.111	20.715
2	13:12:33.673	1:03.439	+0.772	20.204	22.619	20.616	2	13:12:36.914	1:04.228	+1.078	21.107	22.622	20.499
3	13:13:37.575	1:03.902	+1.235	20.472	22.513	20.917	3	13:13:40.390	1:03.476	+0.326	20.291	22.630	20.555
4	13:14:42.439	1:04.864	+2.197	20.764	23.456	20.644	4	13:14:43.576	1:03.186	+0.036	20.039	22.543	20.604
5	13:15:45.634	1:03.195	+0.528	20.101	22.639	20.455	5	13:15:46.726	1:03.150		20.067	22.493	20.590
6	13:16:48.887	1:03.253	+0.586	20.054	22.703	20.496	6	13:16:50.422	1:03.696	+0.546	20.115	22.923	20.658
7	13:17:51.780	1:02.893	+0.226	19.954	22.389	20.550	7	13:17:53.764	1:03.342	+0.192	20.050	22.638	20.654
8	13:18:54.980	1:03.200	+0.533	20.185	22.483	20.532	8	13:18:57.205	1:03.441	+0.291	20.298	22.588	20.555
9	13:19:58.067	1:03.087	+0.420	20.035	22.613	20.439	9	13:20:00.724	1:03.519	+0.369	20.093	22.839	20.587
10	13:21:00.734	1:02.667		19.956	22.347	20.364	10	13:21:04.451	1:03.727	+0.577	20.467	22.649	20.611
11	13:22:03.626	1:02.892	+0.225	20.055	22.389	20.448	11	13:22:08.154	1:03.703	+0.553	20.364	22.848	20.491
12	13:23:06.403	1:02.777	+0.110	20.011	22.350	20.416	12	13:23:11.921	1:03.767	+0.617	20.593	22.565	20.609
13	13:24:09.459	1:03.056	+0.389	19.990	22.489	20.577	13	13:24:15.482	1:03.561	+0.411	20.076	22.819	20.666
14	13:25:12.517	1:03.058	+0.391	20.075	22.512	20.471	14	13:25:19.394	1:03.912	+0.762	20.616	22.683	20.613
(639) Henrique Baptista							(626) Anthony Abbasse						
1	13:11:30.891	1:05.033	+1.794	21.585	22.823	20.625	1	13:11:30.891	1:05.033	+1.794	21.585	22.823	20.625
2	13:12:34.255	1:03.364	+0.125	20.294	22.495	20.575	2	13:12:34.255	1:03.364	+0.125	20.294	22.495	20.575





Rotax Euro Challenge 2014 Zuera/Spain

ROTAX DD2

Zuera 1,699 Km

Final

20.07.2014 13:05

Race (14 Laps) started at 13:10:25

Lap	Time of Day	Lap Tm	Diff	S1 Tm	S2 Tm	S3 Tm	Lap	Time of Day	Lap Tm	Diff	S1 Tm	S2 Tm	S3 Tm
3	13:13:37.631	1:03.376	+0.137	20.306	22.502	20.568	5	13:15:47.545	1:03.303	+0.153	20.295	22.399	20.609
4	13:14:41.431	1:03.800	+0.561	20.499	22.577	20.724	6	13:16:50.797	1:03.252	+0.102	20.223	22.449	20.580
5	13:15:44.907	1:03.476	+0.237	20.377	22.516	20.583	7	13:17:53.947	1:03.150		20.201	22.488	20.461
6	13:16:49.199	1:04.292	+1.053	20.642	22.932	20.718	8	13:18:57.875	1:03.928	+0.778	20.452	22.927	20.549
7	13:17:53.052	1:03.853	+0.614	20.321	22.961	20.571	9	13:20:01.268	1:03.393	+0.243	20.390	22.477	20.526
8	13:18:56.669	1:03.617	+0.378	20.425	22.563	20.629	10	13:21:04.936	1:03.668	+0.518	20.591	22.632	20.445
9	13:20:00.619	1:03.950	+0.711	20.293	23.079	20.578	11	13:22:08.650	1:03.714	+0.564	20.383	22.711	20.620
10	13:21:03.858	1:03.239		20.163	22.556	20.520	12	13:23:14.038	1:05.388	+2.238	20.696	23.953	20.739
11	13:22:08.292	1:04.434	+1.195	20.655	23.228	20.551	13	13:24:18.264	1:04.226	+1.076	20.595	23.091	20.540
12	13:23:12.845	1:04.553	+1.314	20.653	23.371	20.529	14	13:25:22.371	1:04.107	+0.957	20.411	23.130	20.566
13	13:24:16.216	1:03.371	+0.132	20.274	22.600	20.497	(650) Dario Santoro						
14	13:25:19.783	1:03.567	+0.328	20.325	22.681	20.561	1	13:11:32.263	1:05.561	+2.736	21.861	23.029	20.671
(641) Bryan Eerden							2	13:12:36.342	1:04.079	+1.254	20.625	22.748	20.706
1	13:11:34.336	1:07.243	+4.322	23.229	23.278	20.736	3	13:13:41.013	1:04.671	+1.846	21.203	22.975	20.493
2	13:12:37.986	1:03.650	+0.729	20.409	22.623	20.618	4	13:14:45.327	1:04.314	+1.489	20.361	23.538	20.415
3	13:13:41.484	1:03.498	+0.577	20.224	22.780	20.494	5	13:15:48.674	1:03.347	+0.522	20.375	22.492	20.480
4	13:14:45.389	1:03.905	+0.984	20.175	22.954	20.776	6	13:16:52.265	1:03.591	+0.766	20.029	22.963	20.599
5	13:15:49.521	1:04.132	+1.211	20.802	22.820	20.510	7	13:17:55.434	1:03.169	+0.344	20.016	22.666	20.487
6	13:16:52.739	1:03.218	+0.297	20.065	22.545	20.608	8	13:18:58.259	1:02.825		19.948	22.497	20.380
7	13:17:55.883	1:03.144	+0.223	20.145	22.542	20.457	9	13:20:01.830	1:03.571	+0.746	20.317	22.841	20.413
8	13:18:58.871	1:02.988	+0.067	20.021	22.495	20.472	10	13:21:05.147	1:03.317	+0.492	20.016	22.856	20.445
9	13:20:02.755	1:03.884	+0.963	20.031	23.284	20.569	11	13:22:08.421	1:03.274	+0.449	20.084	22.673	20.517
10	13:21:05.676	1:02.921		19.976	22.493	20.452	12	13:23:15.376	1:06.955	+4.130	20.670	24.681	21.604
11	13:22:08.900	1:03.224	+0.303	20.020	22.635	20.569	13	13:24:18.428	1:03.052	+0.227	20.002	22.531	20.519
12	13:23:13.672	1:04.772	+1.851	20.582	23.618	20.572	14	13:25:22.729	1:04.301	+1.476	20.252	23.193	20.856
13	13:24:17.504	1:03.832	+0.911	20.546	22.785	20.501	(678) Senna Noor						
14	13:25:21.701	1:04.197	+1.276	20.404	23.199	20.594	1	13:11:35.204	1:07.702	+4.345	23.030	23.885	20.787
(621) Haralds Garkakis							2	13:12:39.837	1:04.633	+1.276	20.619	23.338	20.676
1	13:11:31.948	1:05.197	+2.197	21.195	23.250	20.752	3	13:13:44.128	1:04.291	+0.934	20.679	22.892	20.720
2	13:12:35.231	1:03.283	+0.283	20.134	22.591	20.558	4	13:14:47.664	1:03.536	+0.179	20.248	22.613	20.675
3	13:13:38.235	1:03.004	+0.004	20.183	22.387	20.434	5	13:15:51.117	1:03.453	+0.096	20.160	22.616	20.677
4	13:14:42.256	1:04.021	+1.021	20.276	23.116	20.629	6	13:16:54.474	1:03.357		20.131	22.564	20.662
5	13:15:45.421	1:03.165	+0.165	20.202	22.462	20.501	7	13:17:57.994	1:03.520	+0.163	20.192	22.696	20.632
6	13:16:49.244	1:03.823	+0.823	20.161	23.092	20.570	8	13:19:01.543	1:03.549	+0.192	20.141	22.703	20.705
7	13:17:53.221	1:03.977	+0.977	20.272	23.142	20.563	9	13:20:05.167	1:03.624	+0.267	20.289	22.669	20.666
8	13:18:57.752	1:04.531	+1.531	21.080	22.864	20.587	10	13:21:08.776	1:03.609	+0.252	20.177	22.674	20.758
9	13:20:02.894	1:05.142	+2.142	20.915	23.725	20.502	11	13:22:12.249	1:03.473	+0.116	20.121	22.716	20.636
10	13:21:05.894	1:03.000		20.003	22.483	20.514	12	13:23:15.972	1:03.723	+0.366	20.200	22.819	20.704
11	13:22:09.028	1:03.134	+0.134	20.143	22.534	20.457	13	13:24:19.444	1:03.472	+0.115	20.152	22.695	20.625
12	13:23:13.782	1:04.754	+1.754	20.529	23.484	20.741	14	13:25:23.099	1:03.655	+0.298	20.160	22.838	20.657
13	13:24:17.674	1:03.892	+0.892	20.595	22.798	20.499	(660) Damien Vuillaume						
14	13:25:22.147	1:04.473	+1.473	20.263	23.319	20.891	1	13:11:33.193	1:06.112	+3.366	22.886	22.714	20.512
(681) Milan Dontje							2	13:12:37.511	1:04.318	+1.572	20.937	22.930	20.451
1	13:11:33.084	1:05.754	+2.571	21.961	23.099	20.694	3	13:13:41.139	1:03.628	+0.882	20.141	22.949	20.538
2	13:12:37.917	1:04.833	+1.650	20.936	23.203	20.694	4	13:14:45.631	1:04.492	+1.746	20.384	23.583	20.525
3	13:13:41.767	1:03.850	+0.667	20.454	22.742	20.654	5	13:15:48.821	1:03.190	+0.444	20.371	22.416	20.403
4	13:14:45.601	1:03.834	+0.651	20.255	22.986	20.593	6	13:16:52.071	1:03.250	+0.504	20.110	22.607	20.533
5	13:15:49.381	1:03.780	+0.597	20.526	22.640	20.614	7	13:17:54.817	1:02.746		20.139	22.216	20.391
6	13:16:52.600	1:03.219	+0.036	20.095	22.510	20.614	8	13:18:57.927	1:03.110	+0.364	20.148	22.474	20.488
7	13:17:56.181	1:03.581	+0.398	20.421	22.577	20.583	9	13:20:01.552	1:03.625	+0.879	20.622	22.580	20.423
8	13:18:59.564	1:03.383	+0.200	20.151	22.530	20.702	10	13:21:04.599	1:03.047	+0.301	20.231	22.418	20.398
9	13:20:03.119	1:03.555	+0.372	20.188	22.776	20.591	11	13:22:08.340	1:03.741	+0.995	20.262	22.943	20.536
10	13:21:06.302	1:03.183		20.117	22.502	20.564	12	13:23:12.502	1:04.162	+1.416	20.681	23.065	20.416
11	13:22:09.557	1:03.255	+0.072	20.149	22.564	20.542	13	13:24:15.522	1:03.020	+0.274	20.100	22.383	20.537
12	13:23:13.931	1:04.374	+1.191	20.077	23.590	20.707	14	13:25:19.574	1:04.052	+1.306	20.729	22.817	20.506
13	13:24:17.970	1:04.039	+0.856	20.513	23.034	20.492	(633) Martin Pierce (M)						
14	13:25:22.249	1:04.279	+1.096	20.403	22.942	20.934	1	13:11:34.796	1:07.296	+3.904	23.146	23.561	20.589
(661) Filippos Kalesis							2	13:12:39.630	1:04.834	+1.442	20.865	23.267	20.702
1	13:11:32.622	1:05.721	+2.571	21.890	23.071	20.760	3	13:13:45.865	1:06.235	+2.843	21.720	23.777	20.738
2	13:12:36.489	1:03.867	+0.717	20.696	22.677	20.494	4	13:14:51.053	1:05.188	+1.796	21.056	23.424	20.708
3	13:13:40.676	1:04.187	+1.037	20.936	22.832	20.419	5	13:15:54.508	1:03.455	+0.063	20.218	22.618	20.619
4	13:14:44.242	1:03.566	+0.416	20.485	22.517	20.564	6	13:16:57.947	1:03.439	+0.047	20.257	22.613	20.569

Timekeeping M. Wagner:



Clerk of the course Thomas Lainer:

www.mylaps.com

Steward Horst Seidel:

Chief Scrutineer Paul Klaassen:

Licensed to: Motorsport Events



Rotax Euro Challenge 2014 Zuera/Spain

ROTAX DD2

Zuera 1,699 Km

Final

20.07.2014 13:05

Race (14 Laps) started at 13:10:25

Lap	Time of Day	Lap Tm	Diff	S1 Tm	S2 Tm	S3 Tm	Lap	Time of Day	Lap Tm	Diff	S1 Tm	S2 Tm	S3 Tm
7	13:18:01.339	1:03.392		20.280	22.529	20.583	9	13:20:13.172	1:03.661		20.457	22.622	20.582
8	13:19:04.740	1:03.401	+0.009	20.152	22.603	20.646	10	13:21:16.971	1:03.799	+0.138	20.559	22.593	20.647
9	13:20:08.393	1:03.653	+0.261	20.182	22.645	20.826	11	13:22:20.923	1:03.952	+0.291	20.418	22.956	20.578
10	13:21:12.550	1:04.157	+0.765	20.636	22.970	20.551	12	13:23:25.129	1:04.206	+0.545	20.670	22.972	20.564
11	13:22:16.291	1:03.741	+0.349	20.298	22.868	20.575	13	13:24:29.688	1:04.559	+0.898	20.752	23.230	20.577
12	13:23:19.874	1:03.583	+0.191	20.271	22.676	20.636	14	13:25:34.311	1:04.623	+0.962	20.652	23.173	20.798
13	13:24:23.376	1:03.502	+0.110	20.260	22.668	20.574							
14	13:25:26.858	1:03.482	+0.090	20.114	22.684	20.684							
(616) Maxi Fleischmann							(655) Christophe Adams (M)						
1	13:11:34.588	1:07.185	+3.899	23.143	23.448	20.594	1	13:11:35.637	1:08.121	+4.586	23.226	24.160	20.735
2	13:12:39.702	1:05.114	+1.828	20.993	23.289	20.832	2	13:12:40.179	1:04.542	+1.007	20.359	23.453	20.730
3	13:13:43.366	1:03.664	+0.378	20.345	22.705	20.614	3	13:13:45.447	1:05.268	+1.733	20.931	23.662	20.675
4	13:14:46.859	1:03.493	+0.207	20.419	22.563	20.511	4	13:14:51.965	1:06.518	+2.983	21.673	24.188	20.657
5	13:15:50.145	1:03.286		20.224	22.473	20.589	5	13:15:56.157	1:04.192	+0.657	20.924	22.712	20.556
6	13:16:53.488	1:03.343	+0.057	20.177	22.617	20.549	6	13:17:00.288	1:04.131	+0.596	20.284	23.183	20.664
7	13:17:59.840	1:06.352	+3.066	22.949	22.845	20.558	7	13:18:04.689	1:04.401	+0.866	21.208	22.686	20.507
8	13:19:03.437	1:03.597	+0.311	20.247	22.635	20.715	8	13:19:08.896	1:04.207	+0.672	20.743	22.884	20.580
9	13:20:07.816	1:04.379	+1.093	20.796	22.956	20.627	9	13:20:12.431	1:03.535		20.300	22.670	20.565
10	13:21:12.523	1:04.707	+1.421	20.443	23.638	20.626	10	13:21:16.586	1:04.155	+0.620	20.777	22.655	20.723
11	13:22:16.846	1:04.323	+1.037	20.430	23.379	20.514	11	13:22:20.723	1:04.137	+0.602	20.602	23.006	20.529
12	13:23:20.384	1:03.538	+0.252	20.279	22.631	20.628	12	13:23:25.030	1:04.307	+0.772	20.769	22.920	20.618
13	13:24:23.966	1:03.582	+0.296	20.352	22.574	20.656	13	13:24:29.599	1:04.569	+1.034	20.768	23.116	20.685
14	13:25:27.483	1:03.517	+0.231	20.200	22.665	20.652	14	13:25:34.405	1:04.806	+1.271	20.711	23.187	20.908
(653) Julien Renaudin							(628) Franck Rouxel (M)						
1	13:11:34.120	1:07.058	+3.708	23.143	23.195	20.720	1	13:11:36.156	1:08.403	+4.562	23.072	24.203	21.128
2	13:12:40.586	1:06.466	+3.116	21.168	23.573	21.725	2	13:12:41.336	1:05.180	+1.339	21.375	22.916	20.889
3	13:13:45.278	1:04.692	+1.342	20.590	23.304	20.798	3	13:13:46.311	1:04.975	+1.134	20.657	23.415	20.903
4	13:14:48.879	1:03.601	+0.251	20.415	22.512	20.674	4	13:14:51.332	1:05.021	+1.180	20.728	23.468	20.825
5	13:15:52.449	1:03.570	+0.220	20.271	22.469	20.830	5	13:15:55.173	1:03.841		20.469	22.642	20.730
6	13:16:56.162	1:03.713	+0.363	20.138	22.533	21.042	6	13:17:01.341	1:06.168	+2.327	20.672	24.429	21.067
7	13:18:00.453	1:04.291	+0.941	20.892	22.667	20.732	7	13:18:05.269	1:03.928	+0.087	20.448	22.701	20.779
8	13:19:03.803	1:03.350		20.260	22.426	20.664	8	13:19:09.237	1:03.968	+0.127	20.498	22.784	20.686
9	13:20:08.324	1:04.521	+1.171	20.512	23.122	20.887	9	13:20:13.598	1:04.361	+0.520	20.453	22.742	21.166
10	13:21:12.768	1:04.444	+1.094	20.770	23.011	20.663	10	13:21:17.809	1:04.211	+0.370	20.452	22.787	20.972
11	13:22:17.076	1:04.308	+0.958	20.450	23.214	20.644	11	13:22:22.041	1:04.232	+0.391	20.580	22.851	20.801
12	13:23:20.585	1:03.509	+0.159	20.247	22.643	20.619	12	13:23:26.093	1:04.052	+0.211	20.519	22.740	20.793
13	13:24:24.151	1:03.566	+0.216	20.383	22.616	20.567	13	13:24:30.676	1:04.583	+0.742	20.713	23.019	20.851
14	13:25:27.712	1:03.561	+0.211	20.302	22.533	20.726	14	13:25:35.240	1:04.564	+0.723	20.534	23.075	20.955
(651) Tamsin Germain (M)							(675) Alessandro Bizzotto						
1	13:11:36.160	1:08.539	+5.063	23.504	24.049	20.986	1	13:11:36.293	1:08.631	+5.136	23.548	24.079	21.004
2	13:12:40.286	1:04.126	+0.650	20.624	22.808	20.694	2	13:12:40.816	1:04.523	+1.028	20.786	22.770	20.967
3	13:13:44.706	1:04.420	+0.944	20.767	22.838	20.815	3	13:13:46.234	1:05.418	+1.923	20.457	24.089	20.872
4	13:14:48.416	1:03.710	+0.234	20.210	22.706	20.794	4	13:14:51.678	1:05.444	+1.949	20.885	23.754	20.805
5	13:15:52.084	1:03.668	+0.192	20.282	22.700	20.686	5	13:15:55.878	1:04.200	+0.705	20.788	22.648	20.764
6	13:16:56.014	1:03.930	+0.454	20.166	22.700	21.064	6	13:17:00.269	1:04.391	+0.896	20.305	23.277	20.809
7	13:18:00.090	1:04.076	+0.600	20.884	22.611	20.581	7	13:18:04.553	1:04.284	+0.789	20.785	22.654	20.845
8	13:19:03.566	1:03.476		20.198	22.618	20.660	8	13:19:08.659	1:04.106	+0.611	20.597	22.770	20.739
9	13:20:07.941	1:04.375	+0.899	20.568	23.208	20.599	9	13:20:12.154	1:03.495		20.227	22.548	20.720
10	13:21:12.255	1:04.314	+0.838	20.261	23.416	20.637	10	13:21:16.670	1:04.516	+1.021	21.366	22.531	20.619
11	13:22:16.526	1:04.271	+0.795	20.355	23.201	20.715	11	13:22:20.608	1:03.938	+0.443	20.492	22.719	20.727
12	13:23:20.088	1:03.562	+0.086	20.308	22.689	20.565	12	13:23:24.621	1:04.013	+0.518	20.786	22.626	20.601
13	13:24:23.763	1:03.675	+0.199	20.230	22.753	20.692	13	13:24:32.900	1:08.279	+4.784	24.446	22.958	20.875
14	13:25:28.258	1:04.495	+1.019	20.259	22.652	21.584	14	13:25:36.555	1:03.655	+0.160	20.205	22.739	20.711
(623) Sanad Al Rawahi							(612) Patrick Pearce						
1	13:11:36.410	1:08.582	+4.921	23.481	24.096	21.005	1	13:11:34.402	1:07.109	+3.729	23.121	23.326	20.662
2	13:12:40.898	1:04.488	+0.827	20.831	22.778	20.879	2	13:12:39.369	1:04.967	+1.587	20.641	23.490	20.836
3	13:13:45.688	1:04.790	+1.129	20.542	23.698	20.550	3	13:13:42.928	1:03.559	+0.179	20.286	22.627	20.646
4	13:14:51.730	1:06.042	+2.381	21.339	24.157	20.546	4	13:14:46.582	1:03.654	+0.274	20.364	22.652	20.638
5	13:15:56.482	1:04.752	+1.091	21.232	22.842	20.678	5	13:15:49.962	1:03.380		20.243	22.521	20.616
6	13:17:00.511	1:04.029	+0.368	20.245	23.070	20.714	6	13:16:53.397	1:03.435	+0.055	20.203	22.543	20.689
7	13:18:04.594	1:04.083	+0.422	20.806	22.674	20.603	7	13:18:08.072	1:14.675	+11.295	31.049	22.791	20.835
8	13:19:09.511	1:04.917	+1.256	21.282	22.872	20.763	8	13:19:13.044	1:04.972	+1.592	20.405	23.000	21.567
							9	13:20:21.548	1:08.504	+5.124	20.940	23.472	24.092

Timekeeping M. Wagner:

Clerk of the course Thomas Lainer:

www.mylaps.com

Steward Horst Seidel:

Chief Scrutineer Paul Klaassen:

Licensed to: Motorsport Events



Rotax Euro Challenge 2014 Zuera/Spain

ROTAX DD2

Zuera 1,699 Km

Final

20.07.2014 13:05

Race (14 Laps) started at 13:10:25

Lap	Time of Day	Lap Tm	Diff	S1 Tm	S2 Tm	S3 Tm	Lap	Time of Day	Lap Tm	Diff	S1 Tm	S2 Tm	S3 Tm
(605) Xen De Ruwe													
1	13:11:32.114	1:06.008		21.747	23.568	20.693							

Timekeeping M. Wagner:

Clerk of the course Thomas Lainer:

Steward Horst Seidel:

Chief Scrutineer Paul Klaassen: