



Rotax Euro Challenge 2013 Laghi / Italy

Rotax Juniors

Laghi / Italy 1,256 Km

Non Qualifying Practice Odd Numbers

2013-05-24 11:20

Practice (7:00 Time) started at 11:20:40

Pos	No.	Name	Nat.	Chassis	Race Team	Laps	Best Tm	Diff	Gap In Lap	km/h
1	31	Juri VIPS	EST	Tonykart	Strawberry Racing	6	51.105		6	88,477
2	27	Josh PRICE	GBR	Tonykart	Coles Racing	7	51.333	0.228	0.228	6 88,084
3	55	Thomas ISSA	JAM	Tonykart	Strawberry Racing	7	51.335	0.230	0.002	6 88,080
4	39	Philip HAMPRECHT	DEU	Kosmic	Paul Carr Racing	7	51.376	0.271	0.041	5 88,010
5	47	Deniz BECKERS	NLD	Topkart	Slangen Karting	8	51.376	0.271		7 88,010
6	19	Christopher DREYSPRING	DEU	CRG	TAD Racing	7	51.393	0.288	0.017	7 87,981
7	45	Darren KEANE	USA	Tonykart	Strawberry Racing	6	51.438	0.333	0.045	6 87,904
8	25	Mark MOOR	EST	Tonykart	Aix Racing Team	7	51.512	0.407	0.074	6 87,778
9	85	Marino SATO	JPN	Praga	Praga Racing Team	8	51.540	0.435	0.028	7 87,730
10	79	Shanaka CLAY	LKA	Tonykart		7	51.569	0.464	0.029	5 87,681
11	21	Dries VANTHOOR	BEL	Maranello	Maranello Kart	8	51.679	0.574	0.110	7 87,494
12	77	Max TIMMERMANS	BEL	Maranello	Team TKP	5	51.794	0.689	0.115	5 87,300
13	33	Berkay BESLER	TUR	Tonykart	DNR Racing/Bouvin	7	51.957	0.852	0.163	5 87,026
14	67	Eric STAHL	NLD	Zanardi	G-Star Raw Racing	7	51.993	0.888	0.036	6 86,966
15	17	Jai NIIJAR	GBR	Tonykart	Chris Rogers M/Sport	7	52.016	0.911	0.023	5 86,927
16	43	Dominik MUSIATOWICZ	POL	CRG	Wyrzykowski M/Sport	6	52.072	0.967	0.056	5 86,834
17	49	Lorenzo VAN RIET	NLD	Tonykart	Torenvliet M/S	7	52.076	0.971	0.004	6 86,827
18	71	Edward TANSLEY	GBR	Tonykart	Paul Carr Racing	7	52.142	1.037	0.066	6 86,717
19	59	Dzianis SLAVINSKI	BLR	Zanardi	M Racing	7	52.156	1.051	0.014	7 86,694
20	41	Damian WISNICKI	POL	Praga	Uniq Racing	7	52.423	1.318	0.267	6 86,252
21	57	Maxim SHTOTLAND	RUS	Tonykart	Mayak Rotax	5	52.459	1.354	0.036	4 86,193
22	51	Daniel LOUKO	FIN	Formula K	Fk Racing Team AB Ltd	7	52.530	1.425	0.071	5 86,077
23	87	Denis MAVLANOV	RUS		Emilia Kart	7	52.613	1.508	0.083	6 85,941
24	81	Nicolas DAPERO	ARG	Praga	Uniq Racing	7	52.626	1.521	0.013	6 85,920
25	53	Teodor MORIN	SWE	Kosmic	Morin Racing	4	53.019	1.914	0.393	2 85,283
26	83	Michele CANDELA	ITA	RK	Laudato Racing	5	53.273	2.168	0.254	5 84,876
27	73	Antonin TRAMONTIN	FRA	Kosmic	Sonic Racing Kart				0	-

Timekeeping Ingrid and Meik Wagner:

Clerk of the course Nigel Edwards:

www.mylaps.com

Steward (Chairman) Ian Watson:

Chief Scrutineer Paul Klaassen:

Licensed to: Motorsport Events



Rotax Euro Challenge 2013 Laghi / Italy

Rotax Juniors

Laghi / Italy 1,256 Km

Non Qualifying Practice Even Numbers

2013-05-24 11:30

Practice (7:00 Time) started at 11:33:35

Pos	No.	Name	Nat.	Chassis	Race Team	Laps	Best Tm	Diff	Gap In Lap	km/h
1	52	Lando NORRIS	GBR	Tonykart	RL Racing Dept UK	7	50.284			7 89,921
2	32	Rinus VAN KALMTHOUT	NLD	FA Kart	Team TKP	6	50.524	0.240	0.240	6 89,494
3	28	Leonard HOOGENBOOM	NLD	FA Kart	Team TKP	7	50.765	0.481	0.241	7 89,069
4	22	Connor HALL	GBR	Tonykart	Strawberry Racing	6	50.765	0.481		4 89,069
5	34	David WOODER	GBR	Alonso	Dan Holland Racing	7	50.815	0.531	0.050	7 88,982
6	14	Ralf ARON	EST	Tonykart	Aix Racing Team	7	50.860	0.576	0.045	7 88,903
7	40	Jack BARTHOLOMEW	GBR	Tonykart	Coles Racing	8	50.882	0.598	0.022	8 88,864
8	38	Dennis TIJS	NLD	FA Kart	Team TKP	8	50.918	0.634	0.036	7 88,802
9	16	Tomas SALVA	CZE	MS Kart	MS Kart Racing Team	7	50.923	0.639	0.005	6 88,793
10	8	Guan Yu ZHOU	GBR	Tonykart	Strawberry Racing	7	50.941	0.657	0.018	6 88,762
11	46	Mathias S KRISTENSEN	DNK	Tonykart	RS Competition	7	50.994	0.710	0.053	6 88,669
12	44	Jack MCCARTHY	GBR	Tonykart	RL Racing Dept UK	7	51.109	0.825	0.115	7 88,470
13	78	Lars LAMBORELLE	NLD	Gillard	DFK	7	51.132	0.848	0.023	7 88,430
14	18	Clement NOVALAK	CHE	Tonykart	TK Racing	7	51.156	0.872	0.024	7 88,388
15	86	Juan Manuel CORREA	USA	Praga	Josh Hart Racing	7	51.221	0.937	0.065	7 88,276
16	80	Richard VERSCHOOR	NLD	FA Kart	Team TKP	7	51.375	1.091	0.154	6 88,012
17	20	Omar ISMAIL	GBR	Tonykart	Strawberry Racing	7	51.408	1.124	0.033	7 87,955
18	12	Thomas PREINING	AUT	Formula K	Protrain Racing	5	51.639	1.355	0.231	3 87,562
19	68	Yannik BRANDT	CHE	Birel	Spirit Racing	7	51.697	1.413	0.058	6 87,463
20	24	Denise DE ROOIJ	NLD	Expirit	Van Galen Racing	7	51.784	1.500	0.087	7 87,317
21	76	Rokas BACIUSKA	LTU	Energy	Energy Racing It	7	51.906	1.622	0.122	7 87,111
22	84	Gianfranco MAZZAFERRO	CAN	FA Kart	Team TKP	6	51.983	1.699	0.077	5 86,982



Rotax Euro Challenge 2013 Laghi / Italy

Rotax Juniors

Laghi / Italy 1,256 Km

Non Qualifying Practice Even Numbers

2013-05-24 11:30

Practice (7:00 Time) started at 11:33:35

Lap	Time of Day	Lap Tm	Diff	S1 Tm	S2 Tm	S3 Tm	Lap	Time of Day	Lap Tm	Diff	S1 Tm	S2 Tm	S3 Tm
5	11:39:12.315	52.754	+1.533	18.825	13.827	20.102							
6	11:40:03.545	51.230	+0.009	17.676	13.660	19.894							
7	11:40:54.766	51.221		17.670	13.698	19.853							
(80) Richard VERSCHOOR													
1	11:35:25.753	51.965	+0.590	17.916	13.874	20.175							
2	11:36:17.727	51.974	+0.599	17.727	13.719	20.528							
3	11:37:09.562	51.835	+0.460	18.016	13.573	20.246							
4	11:38:03.101	53.539	+2.164	17.720	13.778	22.041							
5	11:38:54.902	51.801	+0.426	17.909	13.716	20.176							
6	11:39:46.277	51.375		17.629	13.640	20.106							
7	11:40:37.764	51.487	+0.112	17.542	13.863	20.082							
(20) Omar ISMAIL													
1	11:35:44.011	53.949	+2.541	18.810	14.158	20.981							
2	11:36:36.600	52.589	+1.181	18.370	13.946	20.273							
3	11:37:28.296	51.696	+0.288	17.924	13.826	19.946							
4	11:38:20.397	52.101	+0.693	17.810	13.767	20.524							
5	11:39:13.271	52.874	+1.466	19.063	13.876	19.935							
6	11:40:04.895	51.624	+0.216	17.935	13.773	19.916							
7	11:40:56.303	51.408		17.784	13.805	19.819							
(12) Thomas PREINING													
1	11:35:27.124	52.039	+0.400	18.030	13.931	20.078							
2	11:36:19.089	51.965	+0.326	17.863	13.706	20.396							
3	11:37:10.728	51.639		17.940	13.710	19.989							
4	11:38:07.946	57.218	+5.579	17.669	13.724	25.825							
5	11:39:05.193	57.247	+5.608	21.654	14.516	21.077							
(68) Yannik BRANDT													
1	11:35:45.252	54.491	+2.794	18.818	14.670	21.003							
2	11:36:38.165	52.913	+1.216	18.220	14.100	20.593							
3	11:37:30.229	52.064	+0.367	18.055	13.799	20.210							
4	11:38:22.390	52.161	+0.464	17.896	14.080	20.185							
5	11:39:14.656	52.266	+0.569	18.407	13.666	20.193							
6	11:40:06.353	51.697		18.068	13.653	19.976							
7	11:40:58.065	51.712	+0.015	17.753	13.691	20.268							
(24) Denise DE ROOIJ													
1	11:35:44.488	56.851	+5.067	20.617	14.502	21.732							
2	11:36:37.880	53.392	+1.608	18.813	13.891	20.688							
3	11:37:30.757	52.877	+1.093	18.551	13.859	20.467							
4	11:38:22.919	52.162	+0.378	17.904	13.865	20.393							
5	11:39:26.016	1:03.097	+11.313	28.735	14.036	20.326							
6	11:40:18.363	52.347	+0.563	18.240	13.827	20.280							
7	11:41:10.147	51.784		18.032	13.807	19.945							
(76) Rokas BACIUSKA													
1	11:35:35.542	52.824	+0.918	18.253	14.076	20.495							
2	11:36:27.737	52.195	+0.289	17.959	13.920	20.316							
3	11:37:19.730	51.993	+0.087	17.952	13.838	20.203							
4	11:38:11.723	51.993	+0.087	17.940	13.760	20.293							
5	11:39:05.495	53.772	+1.866	19.027	14.450	20.295							
6	11:39:57.522	52.027	+0.121	18.104	13.810	20.113							
7	11:40:49.428	51.906		17.819	13.972	20.115							
(84) Gianfranco MAZZAFERRO													
1	11:36:14.087	56.506	+4.523	20.142	14.822	21.542							
2	11:37:08.742	54.655	+2.672	19.127	14.743	20.785							
3	11:38:01.819	53.077	+1.094	18.067	14.176	20.834							
4	11:38:54.067	52.248	+0.265	17.870	13.920	20.458							
5	11:39:46.050	51.983		17.918	13.885	20.180							
6	11:40:38.632	52.582	+0.599	17.698	14.227	20.657							



Rotax Euro Challenge 2013 Laghi / Italy

Rotax Juniors

Laghi / Italy 1,256 Km

Qualifying Practice Group J1

2013-05-24 15:00

Qualifying (15:00 Time) started at 15:00:01

Pos	No.	Name	Nat.	Chassis	Race Team	Laps	Best Tm	Diff	Gap In Lap	km/h
1	12	Thomas PREINING	AUT	Formula K	Protrain Racing	8	49.804			7 90,788
2	27	Josh PRICE	GBR	Tonykart	Coles Racing	9	49.856	0.052	0.052	8 90,693
3	52	Lando NORRIS	GBR	Tonykart	RL Racing Dept UK	9	49.961	0.157	0.105	4 90,503
4	31	Juri VIPS	EST	Tonykart	Strawberry Racing	8	49.972	0.168	0.011	6 90,483
5	32	Rinus VAN KALMTHOUT	NLD	FA Kart	Team TKP	8	50.008	0.204	0.036	7 90,418
6	28	Leonard HOOGENBOOM	NLD	FA Kart	Team TKP	8	50.048	0.244	0.040	5 90,345
7	17	Jai NIIJAR	GBR	Tonykart	Chris Rogers M/Sport	8	50.141	0.337	0.093	4 90,178
8	14	Ralf ARON	EST	Tonykart	Aix Racing Team	8	50.180	0.376	0.039	3 90,108
9	46	Mathias S KRISTENSEN	DNK	Tonykart	RS Competition	8	50.239	0.435	0.059	5 90,002
10	77	Max TIMMERMANS	BEL	Maranello	Team TKP	8	50.294	0.490	0.055	2 89,903
11	21	Dries VANTHOOR	BEL	Maranello	Maranello Kart	9	50.297	0.493	0.003	8 89,898
12	86	Juan Manuel CORREA	USA	Praga	Josh Hart Racing	8	50.308	0.504	0.011	6 89,878
13	19	Christopher DREYSPRING	DEU	CRG	TAD Racing	9	50.309	0.505	0.001	4 89,877
14	49	Lorenzo VAN RIET	NLD	Tonykart	Torenvliet M/S	9	50.314	0.510	0.005	3 89,868
15	45	Darren KEANE	USA	Tonykart	Strawberry Racing	8	50.360	0.556	0.046	6 89,786
16	71	Edward TANSLEY	GBR	Tonykart	Paul Carr Racing	8	50.433	0.629	0.073	4 89,656
17	41	Damian WISNICKI	POL	Praga	Uniq Racing	10	50.469	0.665	0.036	9 89,592
18	67	Eric STAHL	NLD	Zanardi	G-Star Raw Racing	8	50.497	0.693	0.028	6 89,542
19	25	Mark MOOR	EST	Tonykart	Aix Racing Team	8	50.505	0.701	0.008	4 89,528
20	24	Denise DE ROOIJ	NLD	Tonykart	Torenvliet Motorsport	9	50.613	0.809	0.108	6 89,337
21	59	Dzianis SLAVINSKI	BLR	Zanardi	M Racing	9	50.623	0.819	0.010	2 89,319
22	51	Daniel LOUKO	FIN	Formula K	Fk Racing Team AB Ltd	10	50.705	0.901	0.082	10 89,175
23	81	Nicolas DAPERO	ARG	Praga	Uniq Racing	9	50.729	0.925	0.024	7 89,132
24	83	Michele CANDELA	ITA	RK	Laudato Racing	9	50.762	0.958	0.033	9 89,075

Announcements

These results are provisional until the conclusion of any judicial and technical matters

Timekeeping Ingrid and Meik Wagner:

Clerk of the course Nigel Edwards:

www.mylaps.com

Steward (Chairman) Ian Watson:

Chief Scrutineer Paul Klaassen:

Licensed to: Motorsport Events



Rotax Euro Challenge 2013 Laghi / Italy

Rotax Juniors

Laghi / Italy 1,256 Km

Qualifying Practice Group J1

2013-05-24 15:00

Qualifying (15:00 Time) started at 15:00:01

Lap	Time of Day	Lap Tm	Diff	S1 Tm	S2 Tm	S3 Tm
8	15:15:00.428	50.384	+0.075	17.287	13.497	19.600
9	15:15:50.886	50.458	+0.149	17.394	13.477	19.587

(49) Lorenzo VAN RIET

1	15:09:00.178	50.717	+0.403	17.552	13.551	19.614
2	15:09:50.696	50.518	+0.204	17.405	13.522	19.591
3	15:10:41.010	50.314		17.322	13.517	19.475
4	15:11:31.660	50.650	+0.336	17.506	13.633	19.511
5	15:12:22.146	50.486	+0.172	17.368	13.554	19.564
6	15:13:12.800	50.654	+0.340	17.414	13.646	19.594
7	15:14:03.520	50.720	+0.406	17.547	13.554	19.619
8	15:14:53.968	50.448	+0.134	17.434	13.501	19.513
9	15:15:44.605	50.637	+0.323	17.516	13.495	19.626

(45) Darren KEANE

1	15:09:13.327	58.090	+7.730	21.117	17.063	19.910
2	15:10:03.976	50.649	+0.289	17.438	13.602	19.609
3	15:10:54.461	50.485	+0.125	17.428	13.572	19.485
4	15:11:44.948	50.487	+0.127	17.379	13.573	19.535
5	15:12:36.689	51.741	+1.381	17.438	14.742	19.561
6	15:13:27.049	50.360		17.346	13.527	19.487
7	15:14:17.816	50.767	+0.407	17.518	13.655	19.594
8	15:15:08.218	50.402	+0.042	17.318	13.467	19.617

(71) Edward TANSLEY

1	15:09:12.616	52.304	+1.871	18.566	14.036	19.702
2	15:10:03.411	50.795	+0.362	17.576	13.567	19.652
3	15:10:55.226	51.815	+1.382	17.411	13.668	20.736
4	15:11:45.659	50.433		17.414	13.535	19.484
5	15:12:36.256	50.597	+0.164	17.374	13.649	19.574
6	15:13:26.835	50.579	+0.146	17.452	13.530	19.597
7	15:14:17.369	50.534	+0.101	17.426	13.500	19.608
8	15:15:08.000	50.631	+0.198	17.439	13.535	19.657

(41) Damian WISNICKI

1	15:07:57.472	52.639	+2.170	18.919	13.907	19.813
2	15:08:48.555	51.083	+0.614	17.738	13.759	19.586
3	15:09:39.370	50.815	+0.346	17.517	13.667	19.631
4	15:10:30.114	50.744	+0.275	17.451	13.667	19.626
5	15:11:20.772	50.658	+0.189	17.460	13.659	19.539
6	15:12:11.438	50.666	+0.197	17.504	13.629	19.533
7	15:13:02.784	51.346	+0.877	17.533	14.073	19.740
8	15:13:53.314	50.530	+0.061	17.438	13.548	19.544
9	15:14:43.783	50.469		17.438	13.552	19.479
10	15:15:34.502	50.719	+0.250	17.558	13.556	19.605

(67) Eric STAHL

1	15:09:29.719	51.705	+1.208	18.278	13.683	19.744
2	15:10:21.079	51.360	+0.863	17.694	13.729	19.937
3	15:11:12.617	51.538	+1.041	17.607	14.254	19.677
4	15:12:03.429	50.812	+0.315	17.541	13.724	19.547
5	15:12:54.313	50.884	+0.387	17.488	13.824	19.572
6	15:13:44.810	50.497		17.414	13.462	19.621
7	15:14:35.351	50.541	+0.044	17.466	13.568	19.507
8	15:15:25.966	50.615	+0.118	17.612	13.523	19.480

(25) Mark MOOR

1	15:09:14.976	51.534	+1.029	18.113	13.743	19.678
2	15:10:05.591	50.615	+0.110	17.468	13.570	19.577
3	15:10:56.376	50.785	+0.280	17.605	13.580	19.600
4	15:11:46.881	50.505		17.492	13.502	19.511
5	15:12:37.819	50.938	+0.433	17.524	13.565	19.849
6	15:13:28.858	51.039	+0.534	17.467	13.950	19.622
7	15:14:19.621	50.763	+0.258	17.536	13.545	19.682
8	15:15:10.728	51.107	+0.602	17.613	13.809	19.685

Lap	Time of Day	Lap Tm	Diff	S1 Tm	S2 Tm	S3 Tm
(24) Denise DE ROOIJ						
1	15:09:02.725	51.756	+1.143	18.035	13.859	19.862
2	15:09:54.348	51.623	+1.010	17.748	14.142	19.733
3	15:10:45.103	50.755	+0.142	17.531	13.699	19.525
4	15:11:35.986	50.883	+0.270	17.676	13.665	19.542
5	15:12:26.778	50.792	+0.179	17.506	13.733	19.553
6	15:13:17.391	50.613		17.544	13.569	19.500
7	15:14:08.058	50.667	+0.054	17.618	13.568	19.481
8	15:14:58.925	50.867	+0.254	17.611	13.698	19.558
9	15:15:49.825	50.900	+0.287	17.678	13.658	19.564

(59) Dzianis SLAVINSKI

1	15:08:51.483	51.008	+0.385	17.734	13.646	19.628
2	15:09:42.106	50.623		17.414	13.548	19.661
3	15:10:32.729	50.623		17.435	13.583	19.605
4	15:11:23.374	50.645	+0.022	17.451	13.579	19.615
5	15:12:14.521	51.147	+0.524	17.489	13.984	19.674
6	15:13:05.173	50.652	+0.029	17.485	13.547	19.620
7	15:13:55.877	50.704	+0.081	17.434	13.577	19.693
8	15:14:46.689	50.812	+0.189	17.544	13.601	19.667
9	15:15:39.300	52.611	+1.988	17.562	14.429	20.620

(51) Daniel LOUKO

1	15:06:37.984	51.977	+1.272	17.946	13.964	20.067
2	15:07:29.726	51.742	+1.037	17.977	13.962	19.802
3	15:08:21.432	51.706	+1.001	18.227	13.789	19.690
4	15:09:13.505	52.073	+1.368	18.221	14.090	19.762
5	15:10:04.409	50.904	+0.199	17.618	13.676	19.610
6	15:10:55.462	51.053	+0.348	17.598	13.615	19.840
7	15:11:46.331	50.869	+0.164	17.712	13.632	19.525
8	15:12:37.142	50.811	+0.106	17.520	13.647	19.644
9	15:13:27.923	50.781	+0.076	17.561	13.655	19.565
10	15:14:18.628	50.705		17.535	13.571	19.599

(81) Nicolas DAPERO

1	15:08:24.450	52.353	+1.624	18.614	13.803	19.936
2	15:09:16.040	51.590	+0.861	18.048	13.764	19.778
3	15:10:07.206	51.166	+0.437	17.730	13.698	19.738
4	15:10:58.336	51.130	+0.401	17.644	13.839	19.647
5	15:11:49.260	50.924	+0.195	17.493	13.565	19.866
6	15:12:40.428	51.168	+0.439	17.555	13.710	19.903
7	15:13:31.157	50.729		17.512	13.529	19.688
8	15:14:22.402	51.245	+0.516	17.922	13.614	19.709
9	15:15:13.354	50.952	+0.223	17.625	13.704	19.623

(83) Michele CANDELA

1	15:08:12.709	52.408	+1.646	18.271	14.122	20.015
2	15:09:04.099	51.390	+0.628	17.751	13.756	19.883
3	15:09:56.210	52.111	+1.349	18.059	14.098	19.954
4	15:10:47.693	51.483	+0.721	17.909	13.847	19.727
5	15:11:38.857	51.164	+0.402	17.740	13.809	19.615
6	15:12:30.120	51.263	+0.501	17.959	13.616	19.688
7	15:13:21.043	50.923	+0.161	17.634	13.664	19.625
8	15:14:12.420	51.377	+0.615	17.962	13.770	19.645
9	15:15:03.182	50.762		17.542	13.662	19.558



Rotax Euro Challenge 2013 Laghi / Italy

Rotax Juniors

Laghi / Italy 1,256 Km

Qualifying Practice Group J2

2013-05-24 15:30

Qualifying (15:00 Time) started at 15:30:01

Pos	No.	Name	Nat.	Chassis	Race Team	Laps	Best Tm	Diff	Gap In Lap	km/h	
1	40	Jack BARTHOLOMEW	GBR	Tonykart	Coles Racing	9	49.747		9	90,892	
2	22	Connor HALL	GBR	Tonykart	Strawberry Racing	9	49.849	0.102	0.102	7	90,706
3	8	Guan Yu ZHOU	GBR	Tonykart	Strawberry Racing	9	49.906	0.159	0.057	9	90,602
4	85	Marino SATO	JPN	Praga	Praga Racing Team	8	50.011	0.264	0.105	7	90,412
5	44	Jack MCCARTHY	GBR	Tonykart	RL Racing Dept UK	9	50.043	0.296	0.032	2	90,354
6	34	David WOODER	GBR	Alonso	Dan Holland Racing	9	50.091	0.344	0.048	4	90,268
7	80	Richard VERSCHOOR	NLD	FA Kart	Team TKP	8	50.097	0.350	0.006	3	90,257
8	33	Berkay BESLER	TUR	Tonykart	DNR Racing/Bouvin	9	50.102	0.355	0.005	6	90,248
9	55	Thomas ISSA	JAM	Tonykart	Strawberry Racing	9	50.115	0.368	0.013	9	90,224
10	39	Philip HAMPRECHT	DEU	Kosmic	Paul Carr Racing	9	50.124	0.377	0.009	8	90,208
11	78	Lars LAMBORELLE	NLD	Gillard	DFK	9	50.138	0.391	0.014	4	90,183
12	79	Shanaka CLAY	LKA	Tonykart		9	50.220	0.473	0.082	6	90,036
13	47	Deniz BECKERS	NLD	Topkart	Slangen Karting	9	50.245	0.498	0.025	6	89,991
14	18	Clement NOVALAK	CHE	Tonykart	TK Racing	9	50.268	0.521	0.023	9	89,950
15	20	Omar ISMAIL	GBR	Tonykart	Strawberry Racing	9	50.272	0.525	0.004	9	89,943
16	38	Dennis TIJS	NLD	FA Kart	Team TKP	9	50.292	0.545	0.020	7	89,907
17	53	Teodor MORIN	SWE	Kosmic	Morin Racing	9	50.310	0.563	0.018	7	89,875
18	84	Gianfranco MAZZAFERRO	CAN	FA Kart	Team TKP	8	50.449	0.702	0.139	7	89,627
19	16	Tomas SALVA	CZE	MS Kart	MS Kart Racing Team	8	50.478	0.731	0.029	8	89,576
20	87	Denis MAVLANOV	RUS		Emilia Kart	9	50.578	0.831	0.100	9	89,399
21	57	Maxim SHTOTLAND	RUS	Tonykart	Mayak Rotax	9	50.648	0.901	0.070	9	89,275
22	76	Rokas BACIUSKA	LTU	Energy	Energy Racing It	9	50.671	0.924	0.023	3	89,234
23	43	Dominik MUSIATOWICZ	POL	CRG	Wyrzykowski M/Sport	10	50.688	0.941	0.017	8	89,205
24	68	Yannik BRANDT	CHE	Birel	Spirit Racing	9	50.837	1.090	0.149	9	88,943
25	73	Antonin TRAMONTIN	FRA	Kosmic	Sonic Racing Kart	8	50.955	1.208	0.118	5	88,737

Announcements

These results are provisional until the conclusion of any judicial and technical matters

Timekeeping Ingrid and Meik Wagner:

Clerk of the course Nigel Edwards:

www.mylaps.com

Steward (Chairman) Ian Watson:

Chief Scrutineer Paul Klaassen:

Licensed to: Motorsport Events



Rotax Euro Challenge 2013 Laghi / Italy

Rotax Juniors

Laghi / Italy 1,256 Km

Qualifying Practice Group J2

2013-05-24 15:30

Qualifying (15:00 Time) started at 15:30:01

Lap	Time of Day	Lap Tm	Diff	S1 Tm	S2 Tm	S3 Tm	Lap	Time of Day	Lap Tm	Diff	S1 Tm	S2 Tm	S3 Tm
2	15:39:57.167	51.283	+0.328	17.510	14.036	19.737							
3	15:40:48.241	51.074	+0.119	17.627	13.592	19.855							
4	15:41:39.320	51.079	+0.124	17.723	13.658	19.698							
5	15:42:30.275	50.955		17.568	13.666	19.721							
6	15:43:22.071	51.796	+0.841	18.023	13.963	19.810							
7	15:44:13.078	51.007	+0.052	17.669	13.660	19.678							
8	15:45:04.168	51.090	+0.135	17.653	13.720	19.717							

Timekeeping Ingrid and Meik Wagner:

Clerk of the course Nigel Edwards:

Steward (Chairman) Ian Watson:

Chief Scrutineer Paul Klaassen:

www.mylaps.com

Licensed to: Motorsport Events



Rotax Euro Challenge 2013 Laghi / Italy

Rotax Juniors

Laghi / Italy 1,256 Km

Total result Qualifying Group J1 / J2

Pos	No.	Name	Nat.	Chassis	Race Team	Total Best Tm	Diff	QJ1 Best Tm	QJ2 Best Tm
1	40	Jack BARTHOLOMEW	GBR	Tonykart	Coles Racing	49.747			49.747
2	12	Thomas PREINING	AUT	Tonykart	Protrain Racing	49.804	0.057	49.804	
3	22	Connor HALL	GBR	Tonykart	Strawberry Racing	49.849	0.102		49.849
4	27	Josh PRICE	GBR	Tonykart	Coles Racing	49.856	0.109	49.856	
5	8	Guan Yu ZHOU	GBR	Tonykart	Strawberry Racing	49.906	0.159		49.906
6	52	Lando NORRIS	GBR	Tonykart	RL Racing Dept UK	49.961	0.214	49.961	
7	31	Juri VIPS	EST	Tonykart	Strawberry Racing	49.972	0.225	49.972	
8	32	Rinus VAN KALMTHOUT	NLD	FA Kart	Team TKP	50.008	0.261	50.008	
9	85	Marino SATO	JPN	Praga	Praga Racing Team	50.011	0.264		50.011
10	44	Jack MCCARTHY	GBR	Tonykart	RL Racing Dept UK	50.043	0.296		50.043
11	28	Leonard HOOGENBOOM	NLD	FA Kart	Team TKP	50.048	0.301	50.048	
12	34	David WOODER	GBR	Alonso	Dan Holland Racing	50.091	0.344		50.091
13	80	Richard VERSCHOOR	NLD	FA Kart	Team TKP	50.097	0.350		50.097
14	33	Berkay BESLER	TUR	Tonykart	DNR Racing/Bouvin	50.102	0.355		50.102
15	55	Thomas ISSA	JAM	Tonykart	Strawberry Racing	50.115	0.368		50.115
16	39	Philip HAMPRECHT	DEU	Kosmic	Paul Carr Racing	50.124	0.377		50.124
17	78	Lars LAMBORELLE	NLD	Gillard	DFK	50.138	0.391		50.138
18	17	Jai NIIJAR	GBR	Tonykart	Chris Rogers M/Sport	50.141	0.394	50.141	
19	14	Ralf ARON	EST	Tonykart	Aix Racing Team	50.180	0.433	50.180	
20	79	Shanaka CLAY	LKA	Tonykart		50.220	0.473		50.220
21	46	Mathias S KRISTENSEN	DNK	Tonykart	RS Competition	50.239	0.492	50.239	
22	47	Deniz BECKERS	NLD	Topkart	Slangen Karting	50.245	0.498		50.245
23	18	Clement NOVALAK	CHE	Tonykart	TK Racing	50.268	0.521		50.268
24	20	Omar ISMAIL	GBR	Tonykart	Strawberry Racing	50.272	0.525		50.272
25	38	Dennis TIJS	NLD	FA Kart	Team TKP	50.292	0.545		50.292
26	77	Max TIMMERMANS	BEL	FA Kart	Team TKP	50.294	0.547	50.294	
27	21	Dries VANTHOOR	BEL	Maranello	Maranello Kart	50.297	0.550	50.297	
28	86	Juan Manuel CORREA	USA	Praga	Josh Hart Racing	50.308	0.561	50.308	
29	19	Christopher DREYSPRING	DEU	CRG	TAD Racing	50.309	0.562	50.309	
30	53	Teodor MORIN	SWE	Kosmic	Morin Racing	50.310	0.563		50.310
31	49	Lorenzo VAN RIET	NLD	Tonykart	Torenvliet M/S	50.314	0.567	50.314	
32	45	Darren KEANE	USA	Tonykart	Strawberry Racing	50.360	0.613	50.360	
33	71	Edward TANSLEY	GBR	Tonykart	Paul Carr Racing	50.433	0.686	50.433	
34	84	Gianfranco MAZZAFERRO	CAN	FA Kart	Team TKP	50.449	0.702		50.449
35	41	Damian WISNICKI	POL	Praga	Uniq Racing	50.469	0.722	50.469	
36	16	Tomas SALVA	CZE	MS Kart	MS Kart Racing Team	50.478	0.731		50.478
37	67	Eric STAHL	NLD	Zanardi	G-Star Raw Racing	50.497	0.750	50.497	
38	25	Mark MOOR	EST	Tonykart	Aix Racing Team	50.505	0.758	50.505	
39	87	Denis MAVLANOV	RUS		Emilia Kart	50.578	0.831		50.578
40	24	Denise DE ROOIJ	NLD	Tonykart	Torenvliet Motorsport	50.613	0.866	50.613	
41	59	Dzianis SLAVINSKI	BLR	Zanardi	M Racing	50.623	0.876	50.623	
42	57	Maxim SHTOTLAND	RUS	Tonykart	Mayak Rotax	50.648	0.901		50.648
43	76	Rokas BACIUSKA	LTU	Energy	Energy Racing It	50.671	0.924		50.671
44	43	Dominik MUSIATOWICZ	POL	CRG	Wyrzykowski M/Sport	50.688	0.941		50.688
45	51	Daniel LOUKO	FIN	Formula K	Fk Racing Team AB Ltd	50.705	0.958	50.705	

Announcements

These results are provisional until the conclusion of any judicial and technical matters



Rotax Euro Challenge 2013 Laghi / Italy

Rotax Juniors

Laghi / Italy 1,256 Km

Total result Qualifying Group J1 / J2

Pos	No.	Name	Nat.	Chassis	Race Team	Total Best Tm	Diff	QJ1 Best Tm	QJ2 Best Tm
46	81	Nicolas DAPERO	ARG	Praga	Uniq Racing	50.729	0.982	50.729	
47	83	Michele CANDELA	ITA	RK	Laudato Racing	50.762	1.015	50.762	
48	68	Yannik BRANDT	CHE	Birel	Spirit Racing	50.837	1.090		50.837
49	73	Antonin TRAMONTIN	FRA	Kosmic	Sonic Racing Kart	50.955	1.208		50.955

Announcements

These results are provisional until the conclusion of any judicial and technical matters

**Heat organization
Rotax Euro Challenge 2013
Laghi / Italy
Rotax Max Juniors Group A**

Group	Pos	No.	Firstname	Lastname	Class	Overall BestTm
Group A	1	40	Jack	BARTHOLOMEW	Junior	49 747
Group A	5	8	Guan Yu	ZHOU	Junior	49 906
Group A	9	85	Marino	SATO	Junior	50 011
Group A	13	80	Richard	VERSCHOOR	Junior	50 097
Group A	17	78	Lars	LAMBORELLE	Junior	50 138
Group A	21	46	Mathias S	KRISTENSEN	Junior	50 239
Group A	25	38	Dennis	TIJS	Junior	50 292
Group A	29	19	Christopher	DREYSPRING	Junior	50 309
Group A	33	71	Edward	TANSLEY	Junior	50 433
Group A	37	67	Eric	STAHL	Junior	50 497
Group A	41	59	Dzianis	SLAVINSKI	Junior	50 623
Group A	45	51	Daniel	LOUKO	Junior	50 705
Group A	49	73	Antonin	TRAMONTIN	Junior	50 955



Clerk of the course Nigel Edwards:

Stewards (Chairman) Ian Watson:

Scrutineer Paul Klaassen:

Timekeeping Ingrid/Meik Wagner:

Printed: 2013-05-24 17:08

Posted at: h

**Heat organization
Rotax Euro Challenge 2013
Laghi / Italy
Rotax Max Juniors Group B**

Group	Pos	No.	Firstname	Lastname	Class	Overall BestTm
Group B	2	12	Thomas	PREINING	Junior	49 804
Group B	6	52	Lando	NORRIS	Junior	49 961
Group B	10	44	Jack	MCCARTHY	Junior	50 043
Group B	14	33	Berkay	BESLER	Junior	50 102
Group B	18	17	Jai	NIIJAR	Junior	50 141
Group B	22	47	Deniz	BECKERS	Junior	50 245
Group B	26	77	Max	TIMMERMANS	Junior	50 294
Group B	30	53	Teodor	MORIN	Junior	50 310
Group B	34	84	Gianfranco	MAZZAFERRO	Junior	50 449
Group B	38	25	Mark	MOOR	Junior	50 505
Group B	42	57	Maxim	SHTOTLAND	Junior	50 648
Group B	46	81	Nicolas	DAPERO	Junior	50 729



Clerk of the course Nigel Edwards:

Stewards (Chairman) Ian Watson:

Scrutineer Paul Klaassen:

Timekeeping Ingrid/Meik Wagner:

Printed: 2013-05-24 17:08

Posted at: h

**Heat organization
Rotax Euro Challenge 2013
Laghi / Italy
Rotax Max Juniors Group C**

Group	Pos	No.	Firstname	Lastname	Class	Overall BestTm
Group C	3	22	Connor	HALL	Junior	49 849
Group C	7	31	Juri	VIPS	Junior	49 972
Group C	11	28	Leonard	HOOGENBOOM	Junior	50 048
Group C	15	55	Thomas	ISSA	Junior	50 115
Group C	19	14	Ralf	ARON	Junior	50 180
Group C	23	18	Clement	NOVALAK	Junior	50 268
Group C	27	21	Dries	VANTHOOR	Junior	50 297
Group C	31	49	Lorenzo	VAN RIET	Junior	50 314
Group C	35	41	Damian	WISNICKI	Junior	50 469
Group C	39	87	Denis	MAVLANOV	Junior	50 578
Group C	43	76	Rokas	BACIUSKA	Junior	50 671
Group C	47	83	Michele	CANDELA	Junior	50 762



Clerk of the course Nigel Edwards:

Stewards (Chairman) Ian Watson:

Scrutineer Paul Klaassen:

Timekeeping Ingrid/Meik Wagner:

Printed: 2013-05-24 17:08

posted at: h

**Heat organization
Rotax Euro Challenge 2013
Laghi / Italy
Rotax Max Juniors Group D**

Group	Pos	No.	Firstname	Lastname	Class	Overall BestTm
Group D	4	27	Josh	PRICE	Junior	49 856
Group D	8	32	Rinus	VAN KALMTHOUT	Junior	50 008
Group D	12	34	David	WOODER	Junior	50 091
Group D	16	39	Philip	HAMPRECHT	Junior	50 124
Group D	20	79	Shanaka	CLAY	Junior	50 220
Group D	24	20	Omar	ISMAIL	Junior	50 272
Group D	28	86	Juan Manuel	CORREA	Junior	50 308
Group D	32	45	Darren	KEANE	Junior	50 360
Group D	36	16	Tomas	SALVA	Junior	50 478
Group D	40	24	Denise	DE ROOIJ	Junior	50 613
Group D	44	43	Dominik	MUSIATOWICZ	Junior	50 688
Group D	48	68	Yannik	BRANDT	Junior	50 837



Clerk of the course Nigel Edwards:

Stewards (Chairman) Ian Watson:

Scrutineer Paul Klaassen:

Timekeeping Ingrid/Meik Wagner:

Printed: 2013-05-24 17:08

posted at: h

Rotax Euro Challenge 2013
 Class: Rotax Max Juniors
 Date/Time: 2013-05-25 10:50

Track: Laghi / Italy
 Heat: Race 3 Qualifying Heat 1 A+B
 Laps: 7

Edition 1

	18	
35		36
	17	
33		34
	16	
31		32
	15	
29		30
	14	
27		28
Antonin TRAMONTIN	73	Group A 50 955
25		26
Daniel LOUKO	51	Group A 50 705
23		24
Dzianis SLAVINSKI	59	Group A 50 623
21		22
Eric STAHL	67	Group A 50 497
19		20
Edward TANSLEY	71	Group A 50 433
17		18
Christopher DREYSPRING	19	Group A 50 309
15		16
Dennis TIJS	38	Group A 50 292
13		14
Mathias S KRISTENSEN	46	Group A 50 239
11		12
Lars LAMBORELLE	78	Group A 50 138
9		10
Richard VERSCHOOR	80	Group A 50 097
7		8
Marino SATO	85	Group A 50 011
5		6
Guan Yu ZHOU	8	Group A 49 906
3		4
Jack BARTHOLOMEW	40	Group A 49 747
1		2
	1	Thomas PREINING
	2	Group B 49 804
		26
		Nicolas DAPERO
		Group B 50 729
		24
		11
		Maxim SHTOTLAND
		Group B 50 648
		22
		10
		Mark MOOR
		Group B 50 505
		25
		20
		9
		Gianfranco MAZZAFERRO
		Group B 50 449
		84
		18
		8
		Teodor MORIN
		Group B 50 310
		53
		16
		7
		Max TIMMERMANS
		Group B 50 294
		77
		14
		6
		Deniz BECKERS
		Group B 50 245
		47
		12
		5
		Jai NIIJAR
		Group B 50 141
		17
		10
		4
		Berkay BESLER
		Group B 50 102
		33
		8
		3
		Jack MCCARTHY
		Group B 50 043
		44
		6
		2
		Lando NORRIS
		Group B 49 961
		52
		4
		1
		Thomas PREINING
		Group B 49 804
		12
		2

Pole Position

Clerk of the course Nigel Edwards:
 Stewards (Chairman) Ian Watson:

Scrutineer Paul Klaassen:
 Timekeeping Ingrid/Meik Wagner:

Rotax Euro Challenge 2013
 Class: Rotax Max Juniors
 Date/Time: 2013-05-25 11:10

Track: Laghi / Italy
 Heat: Race 4 Qualifying Heat 2 C+D
 Laps: 7

Edition 1

	35	18		36
	33	17		34
	31	16		32
	29	15		30
	27	14		28
	25	13		26
Michele CANDELA	83 23	12	Yannik BRANDT	68 24
Rokas BACIUSKA	76 21	11	Dominik MUSIATOWICZ	43 22
Denis MAVLANOV	87 19	10	Denise DE ROOIJ	24 20
Damian WISNICKI	41 17	9	Tomas SALVA	16 18
Lorenzo VAN RIET	49 15	8	Darren KEANE	45 16
Dries VANTHOOR	21 13	7	Juan Manuel CORREA	86 14
Clement NOVALAK	18 11	6	Omar ISMAL	20 12
Ralf ARON	14 9	5	Shanaka CLAY	79 10
Thomas ISSA	55 7	4	Philip HAMPRECHT	39 8
Leonard HOOGENBOOM	28 5	3	David WOODER	34 6
Juri VIPS	31 3	2	Rinus VAN KALMTHOU	32 4
Connor HALL	22 1	1	Josh PRICE	27 2

Pole Position

Clerk of the course Nigel Edwards:
 Stewards (Chairman) Ian Watson:

Scrutineer Paul Klaassen:
 Timekeeping Ingrid/Meik Wagner:

Rotax Euro Challenge 2013
 Class: Rotax Max Juniors
 Date/Time: 2013-05-25 14:00

Track: Laghi / Italy
 Heat: Race 11 Qualifying Heat 3 B+C
 Laps: 7

Edition 1

	18	
35		36
	17	
33		34
	16	
31		32
	15	
29		30
	14	
27		28
	13	
25		26
Nicolas DAPERO	81	Group B 50 729
23	12	Michele CANDELA
		83
		Group C 50 762
		24
Maxim SHTOTLAND	57	Group B 50 648
21	11	Rokas BACIUSKA
		76
		Group C 50 671
		22
Mark MOOR	25	Group B 50 505
19	10	Denis MAVLANOV
		87
		Group C 50 578
		20
Gianfranco MAZZAFERRO	84	Group B 50 449
17	9	Damian WISNICKI
		41
		Group C 50 469
		18
Teodor MORIN	53	Group B 50 310
15	8	Lorenzo VAN RIET
		49
		Group C 50 314
		16
Max TIMMERMANS	77	Group B 50 294
13	7	Dries VANTHOOR
		21
		Group C 50 297
		14
Deniz BECKERS	47	Group B 50 245
11	6	Clement NOVALAK
		18
		Group C 50 268
		12
Jai NIJAR	17	Group B 50 141
9	5	Ralf ARON
		14
		Group C 50 180
		10
Berkay BESLER	33	Group B 50 102
7	4	Thomas ISSA
		55
		Group C 50 115
		8
Jack MCCARTHY	44	Group B 50 043
5	3	Leonard HOOGENBOOM
		28
		Group C 50 048
		6
Lando NORRIS	52	Group B 49 961
3	2	Juri VIPS
		31
		Group C 49 972
		4
Thomas PREINING	12	Group B 49 804
1	1	Connor HALL
		22
		Group C 49 849
		2

Pole Position

Clerk of the course Nigel Edwards:

Scrutineer Paul Klaassen:

Stewards (Chairman) Ian Watson:

Timekeeping Ingrid/Meik Wagner:

Rotax Euro Challenge 2013
 Class: Rotax Max Juniors
 Date/Time: 2013-05-25 14:20

Track: Laghi / Italy
 Heat: Race 12 Qualifying Heat 4 A+D
 Laps: 7

Edition 1

	18	
35		36
	17	
33		34
	16	
31		32
	15	
29		30
	14	
27		28
Antonin TRAMONTIN Group A 50 955	13	
73		26
25		24
Daniel LOUKO Group A 50 705	12	Yannik BRANDT Group D 50 837
51		68
23		24
Dzianis SLAVINSKI Group A 50 623	11	Dominik MUSIATOWICZ Group D 50 688
59		43
21		22
Eric STAHL Group A 50 497	10	Denise DE ROOIJ Group D 50 613
67		24
19		20
Edward TANSLEY Group A 50 433	9	Tomas SALVA Group D 50 478
71		16
17		18
Christopher DREYSPRING Group A 50 309	8	Darren KEANE Group D 50 360
19		45
15		16
Dennis TIJS Group A 50 292	7	Juan Manuel CORREA Group D 50 308
38		86
13		14
Mathias S KRISTENSEN Group A 50 239	6	Omar ISMAIL Group D 50 272
46		20
11		12
Lars LAMBORELLE Group A 50 138	5	Shanaka CLAY Group D 50 220
78		79
9		10
Richard VERSCHOOR Group A 50 097	4	Philip HAMPRECHT Group D 50 124
80		39
7		8
Marino SATO Group A 50 011	3	David WOODEY Group D 50 091
85		34
5		6
Guan Yu ZHOU Group A 49 906	2	Rinus VAN KALMTHOUT Group D 50 008
8		32
3		4
Jack BARTHOLOMEW Group A 49 747	1	Josh PRICE Group D 49 856
40		27
1		2

Pole Position

Clerk of the course Nigel Edwards:
 Stewards (Chairman) Ian Watson:

Scrutineer Paul Klaassen:
 Timekeeping Ingrid/Meik Wagner:

Rotax Euro Challenge 2013
 Class: Rotax Max Juniors
 Date/Time: 2013-05-25 16:20

Track: Laghi / Italy
 Heat: Race 17 Qualifying Heat 5 A+C
 Laps: 7

Edition 1

	18	
35		36
	17	
33		34
	16	
31		32
	15	
29		30
	14	
27		28
Antonin TRAMONTIN	73	Group A 50 955
25		26
Daniel LOUKO	51	Group A 50 705
23	12	Michele CANDELA
		83
		Group C 50 762
Dzianis SLAVINSKI	59	Group A 50 623
21	11	Rokas BACIUSKA
		76
		Group C 50 671
Eric STAHL	67	Group A 50 497
19	10	Denis MAVLANOV
		87
		Group C 50 578
Edward TANSLEY	71	Group A 50 433
17	9	Damian WISNICKI
		41
		Group C 50 469
Christopher DREYSPRING	19	Group A 50 309
15	8	Lorenzo VAN RIET
		49
		Group C 50 314
Dennis TIJS	38	Group A 50 292
13	7	Dries VANTHOOR
		21
		Group C 50 297
Mathias S KRISTENSEN	46	Group A 50 239
11	6	Clement NOVALAK
		18
		Group C 50 268
Lars LAMBORELLE	78	Group A 50 138
9	5	Ralf ARON
		14
		Group C 50 180
Richard VERSCHOOR	80	Group A 50 097
7	4	Thomas ISSA
		55
		Group C 50 115
Marino SATO	85	Group A 50 011
5	3	Leonard HOOGENBOOM
		28
		Group C 50 048
Guan Yu ZHOU	8	Group A 49 906
3	2	Juri VIPS
		31
		Group C 49 972
Jack BARTHOLOMEW	40	Group A 49 747
1	1	Connor HALL
		22
		Group C 49 849
	Row	2

Pole Position

Clerk of the course Nigel Edwards:
 Stewards (Chairman) Ian Watson:

Scrutineer Paul Klaassen:
 Timekeeping Ingrid/Meik Wagner:

Rotax Euro Challenge 2013
 Class: Rotax Max Juniors
 Date/Time: 2013-05-25 16:40

Track: Laghi / Italy
 Heat: Race 18 Qualifying Heat 6 B+D
 Laps: 7

Edition 1

	18	
35		36
	17	
33		34
	16	
31		32
	15	
29		30
	14	
27		28
	13	
25		26
Nicolas DAPERO	81	Group B 50 729
23	12	Yannik BRANDT
		68
		Group D 50 837
Maxim SHTOTLAND	57	Group B 50 648
21	11	Dominik MUSIATOWICZ
		43
		Group D 50 688
Mark MOOR	25	Group B 50 505
19	10	Denise DE ROOIJ
		24
		Group D 50 613
Gianfranco MAZZAFERRO	84	Group B 50 449
17	9	Tomas SALVA
		16
		Group D 50 478
Teodor MORIN	53	Group B 50 310
15	8	Darren KEANE
		45
		Group D 50 360
Max TIMMERMANS	77	Group B 50 294
13	7	Juan Manuel CORREA
		86
		Group D 50 308
Deniz BECKERS	47	Group B 50 245
11	6	Omar ISMAIL
		20
		Group D 50 272
Jai NIIJAR	17	Group B 50 141
9	5	Shanaka CLAY
		79
		Group D 50 220
Berkay BESLER	33	Group B 50 102
7	4	Philip HAMPRECHT
		39
		Group D 50 124
Jack MCCARTHY	44	Group B 50 043
5	3	David WOODER
		34
		Group D 50 091
Lando NORRIS	52	Group B 49 961
3	2	Rinus VAN KALMTHOL
		32
		Group D 50 008
Thomas PREINING	12	Group B 49 804
1	1	Josh PRICE
		27
		Group D 49 856
	Row	2

Pole Position

Clerk of the course Nigel Edwards:
 Stewards (Chairman) Ian Watson:

Scrutineer Paul Klaassen:
 Timekeeping Ingrid/Meik Wagner:



Rotax Euro Challenge 2013 Laghi / Italy

Rotax Juniors

Laghi / Italy 1,256 Km

Warm up Odd Numbers

2013-05-25 09:20

Practice (5:00 Time) started at 9:20:01

Pos	No.	Name	Nat.	Chassis	Race Team	Laps	Best Tm	Diff	Gap In Lap	km/h	
1	85	Marino SATO	JPN	Praga	Praga Racing Team	4	1:09.299		3	65,248	
2	27	Josh PRICE	GBR	Tonykart	Coles Racing	4	1:10.034	0.735	0.735	3	64,563
3	77	Max TIMMERMANS	BEL	FA Kart	Team TKP	4	1:10.142	0.843	0.108	2	64,464
4	49	Lorenzo VAN RIET	NLD	Tonykart	Torenvliet M/S	4	1:10.457	1.158	0.315	4	64,175
5	39	Philip HAMPRECHT	DEU	Kosmic	Paul Carr Racing	4	1:10.552	1.253	0.095	4	64,089
6	17	Jai NIIJAR	GBR	Tonykart	Chris Rogers M/Sport	4	1:10.847	1.548	0.295	4	63,822
7	19	Christopher DREYSPRING	DEU	CRG	TAD Racing	4	1:11.212	1.913	0.365	3	63,495
8	33	Berkay BESLER	TUR	Tonykart	DNR Racing/Bouvin	4	1:11.577	2.278	0.365	4	63,171
9	67	Eric STAHL	NLD	Zanardi	G-Star Raw Racing	4	1:11.610	2.311	0.033	3	63,142
10	21	Dries VANTHOOR	BEL	Maranello	Maranello Kart	4	1:11.705	2.406	0.095	4	63,058
11	47	Deniz BECKERS	NLD	Topkart	Slangen Karting	4	1:11.801	2.502	0.096	3	62,974
12	41	Damian WISNICKI	POL	Praga	Uniq Racing	4	1:11.968	2.669	0.167	3	62,828
13	55	Thomas ISSA	JAM	Tonykart	Strawberry Racing	4	1:12.126	2.827	0.158	4	62,690
14	79	Shanaka CLAY	LKA	Tonykart		4	1:12.158	2.859	0.032	4	62,662
15	53	Teodor MORIN	SWE	Kosmic	Morin Racing	4	1:12.167	2.868	0.009	4	62,655
16	31	Juri VIPS	EST	Tonykart	Strawberry Racing	2	1:12.452	3.153	0.285	1	62,408
17	25	Mark MOOR	EST	Tonykart	Aix Racing Team	3	1:12.554	3.255	0.102	3	62,320
18	43	Dominik MUSIATOWICZ	POL	CRG	Wyrzykowski M/Sport	3	1:12.886	3.587	0.332	3	62,037
19	45	Darren KEANE	USA	Tonykart	Strawberry Racing	3	1:13.215	3.916	0.329	2	61,758
20	71	Edward TANSLEY	GBR	Tonykart	Paul Carr Racing	3	1:13.310	4.011	0.095	3	61,678
21	83	Michele CANDELA	ITA	RK	Laudato Racing	3	1:13.775	4.476	0.465	3	61,289
22	73	Antonin TRAMONTIN	FRA	Kosmic	Sonic Racing Kart	3	1:14.020	4.721	0.245	3	61,086
23	81	Nicolas DAPERO	ARG	Praga	Uniq Racing	3	1:14.044	4.745	0.024	3	61,066
24	51	Daniel LOUKO	FIN	Formula K	Fk Racing Team AB Ltd	3	1:14.214	4.915	0.170	3	60,927
25	87	Denis MAVLANOV	RUS		Emilia Kart	3	1:17.895	8.596	3.681	2	58,047
26	57	Maxim SHTOTLAND	RUS	Tonykart	Mayak Rotax					0	-



Rotax Euro Challenge 2013 Laghi / Italy

Rotax Juniors

Laghi / Italy 1,256 Km

Warm up Odd Numbers

2013-05-25 09:20

Practice (5:00 Time) started at 9:20:01

Lap	Time of Day	Lap Tm	Diff	S1 Tm	S2 Tm	S3 Tm
(85) Marino SATO						
1	9:22:19.824	1:10.654	+1.355	25.529	18.426	26.699
2	9:23:29.700	1:09.876	+0.577	25.562	17.878	26.436
3	9:24:38.999	1:09.299		25.051	17.811	26.437
4	9:25:59.113	1:20.114	+10.815	24.967	28.303	26.844

(27) Josh PRICE						
1	9:22:25.655	1:12.097	+2.063	25.317	18.475	28.305
2	9:23:36.342	1:10.687	+0.653	25.131	18.456	27.100
3	9:24:46.376	1:10.034		24.866	18.310	26.858
4	9:25:57.118	1:10.742	+0.708	24.934	18.447	27.361

(77) Max TIMMERMANS						
1	9:22:21.918	1:10.746	+0.604	25.494	18.221	27.031
2	9:23:32.060	1:10.142		25.454	18.094	26.594
3	9:24:42.596	1:10.536	+0.394	25.530	18.326	26.680
4	9:25:53.114	1:10.518	+0.376	25.203	18.123	27.192

(49) Lorenzo VAN RIET						
1	9:22:22.716	1:10.719	+0.262	25.281	18.194	27.244
2	9:23:34.665	1:11.949	+1.492	26.436	18.213	27.300
3	9:24:45.138	1:10.473	+0.016	25.307	18.067	27.099
4	9:25:55.595	1:10.457		25.121	18.203	27.133

(39) Philip HAMPRECHT						
1	9:22:23.529	1:15.848	+5.296	25.128	20.538	30.182
2	9:23:36.925	1:13.396	+2.844	25.105	17.968	30.323
3	9:24:47.675	1:10.750	+0.198	24.944	18.882	26.924
4	9:25:58.227	1:10.552		24.786	18.516	27.250

(17) Jai NIIJAR						
1	9:22:28.780	1:12.066	+1.219	25.834	18.915	27.317
2	9:23:40.491	1:11.711	+0.864	25.373	18.625	27.713
3	9:24:51.707	1:11.216	+0.369	25.312	18.774	27.130
4	9:26:02.554	1:10.847		24.850	18.785	27.212

(19) Christopher DREYSPRING						
1	9:22:31.421	1:13.137	+1.925	26.105	19.319	27.713
2	9:23:45.025	1:13.604	+2.392	25.646	19.657	28.301
3	9:24:56.237	1:11.212		25.178	18.402	27.632
4	9:26:07.978	1:11.741	+0.529	25.267	18.572	27.902

(33) Berkay BESLER						
1	9:22:29.252	1:13.709	+2.132	26.036	20.022	27.651
2	9:23:45.343	1:16.091	+4.514	26.200	19.020	30.871
3	9:25:04.272	1:18.929	+7.352	26.093	24.458	28.378
4	9:26:15.849	1:11.577		25.035	18.750	27.792

(67) Eric STAHL						
1	9:22:38.816	1:13.784	+2.174	26.086	19.562	28.136
2	9:23:52.144	1:13.328	+1.718	25.736	19.854	27.738
3	9:25:03.754	1:11.610		25.288	18.809	27.513
4	9:26:15.757	1:12.003	+0.393	25.197	18.964	27.842

(21) Dries VANTHOOR						
1	9:22:33.920	1:12.586	+0.881	25.671	19.172	27.743
2	9:23:46.867	1:12.947	+1.242	25.706	18.967	28.274
3	9:24:58.881	1:12.014	+0.309	25.519	19.293	27.202
4	9:26:10.586	1:11.705		25.180	19.006	27.519

(47) Deniz BECKERS						
1	9:22:28.523	1:14.231	+2.430	26.559	19.237	28.435
2	9:23:42.233	1:13.710	+1.909	25.944	19.534	28.232
3	9:24:54.034	1:11.801		25.470	19.044	27.287
4	9:26:06.897	1:12.863	+1.062	25.140	19.355	28.368

(41) Damian WISNICKI						
1	9:22:30.042	1:12.867	+0.899	25.781	18.988	28.098
2	9:23:43.737	1:13.695	+1.727	25.943	19.389	28.363
3	9:24:55.705	1:11.968		25.770	18.799	27.399
4	9:26:08.726	1:13.021	+1.053	26.080	18.971	27.970

(55) Thomas ISSA						
1	9:22:27.811	1:12.478	+0.352	26.115	19.235	27.128
2	9:23:48.306	1:20.495	+8.369	25.672	27.012	27.811
3	9:25:00.854	1:12.548	+0.422	25.733	19.293	27.522
4	9:26:12.980	1:12.126		25.989	18.903	27.234

(79) Shanaka CLAY						
1	9:22:35.703	1:13.163	+1.005	26.139	19.247	27.777
2	9:23:48.626	1:12.923	+0.765	25.512	19.449	27.962
3	9:25:01.305	1:12.679	+0.521	25.588	19.331	27.760
4	9:26:13.463	1:12.158		25.661	19.197	27.300

(53) Teodor MORIN						
1	9:22:32.669	1:13.076	+0.909	26.441	19.299	27.336
2	9:23:45.829	1:13.160	+0.993	25.664	19.182	28.314
3	9:25:00.273	1:14.444	+2.277	26.084	20.560	27.800
4	9:26:12.440	1:12.167		25.629	19.349	27.189

(31) Juri VIPS						
1	9:22:42.885	1:12.452		25.515	19.062	27.875
2	9:23:59.461	1:16.576	+4.124	25.371	23.575	27.630

(25) Mark MOOR						
1	9:22:42.300	1:14.418	+1.864	26.039	19.321	29.058
2	9:23:55.720	1:13.420	+0.866	25.641	20.072	27.707
3	9:25:08.274	1:12.554		25.990	18.921	27.643

(43) Dominik MUSIATOWICZ						
1	9:22:46.612	1:15.456	+2.570	26.441	20.038	28.977
2	9:24:00.729	1:14.117	+1.231	25.560	19.926	28.631
3	9:25:13.615	1:12.886		25.651	18.947	28.288

(45) Darren KEANE						
1	9:22:34.224	1:13.932	+0.717	26.654	19.625	27.653
2	9:23:47.439	1:13.215		26.155	19.033	28.027
3	9:25:14.395	1:26.956	+13.741	25.900	19.299	41.757

(71) Edward TANSLEY						
1	9:22:39.404	1:15.823	+2.513	26.729	19.242	29.852
2	9:23:54.038	1:14.634	+1.324	26.040	20.159	28.435
3	9:25:07.348	1:13.310		25.995	19.010	28.305

(83) Michele CANDELA						
1	9:22:45.022	1:17.162	+3.387	27.115	20.789	29.258
2	9:24:01.385	1:16.363	+2.588	26.548	20.170	29.645
3	9:25:15.160	1:13.775		26.136	19.146	28.493

(73) Antonin TRAMONTIN						
1	9:22:37.296	1:14.233	+0.213	27.319	19.416	27.498
2	9:23:52.924	1:15.628	+1.608	26.979	20.647	28.002
3	9:25:06.944	1:14.020		26.067	19.584	28.369

(81) Nicolas DAPERO						
1	9:22:47.947	1:19.090	+5.046	28.183	21.385	29.522
2	9:24:03.009	1:15.062	+1.018	26.839	20.194	28.029
3	9:25:17.053	1:14.044		26.168	19.511	28.365

(51) Daniel LOUKO						
1	9:22:44.131	1:17.094	+2.880	26.689	22.116	28.289

Timekeeping Ingrid and Meik Wagner:

Clerk of the course Nigel Edwards:

www.mylaps.com

Steward (Chairman) Ian Watson:

Chief Scrutineer Paul Klaassen:

Licensed to: Motorsport Events



Rotax Euro Challenge 2013 Laghi / Italy

Rotax Juniors

Laghi / Italy 1,256 Km

Warm up Odd Numbers

2013-05-25 09:20

Practice (5:00 Time) started at 9:20:01

Lap	Time of Day	Lap Tm	Diff	S1 Tm	S2 Tm	S3 Tm	Lap	Time of Day	Lap Tm	Diff	S1 Tm	S2 Tm	S3 Tm
2	9:23:59.296	1:15.165	+0.951	26.532	19.873	28.760							
3	9:25:13.510	1:14.214		26.313	19.014	28.887							
(87) Denis MAVLANOV													
1	9:22:36.770	1:18.879	+0.984	28.134	21.092	29.653							
2	9:23:54.665	1:17.895		27.089	20.464	30.342							
3	9:25:22.081	1:27.416	+9.521	27.937	20.307	39.172							

Timekeeping Ingrid and Meik Wagner:

Clerk of the course Nigel Edwards:

Steward (Chairman) Ian Watson:

Chief Scrutineer Paul Klaassen:

www.mylaps.com

Printed: 2013-05-25 09:27:40

posted at:

h

Licensed to: Motorsport Events



Rotax Euro Challenge 2013 Laghi / Italy

Rotax Juniors

Laghi / Italy 1,256 Km

Warm up Even Numbers

2013-05-25 09:30

Practice (5:00 Time) started at 9:30:01

Pos	No.	Name	Nat.	Chassis	Race Team	Laps	Best Tm	Diff	Gap	In Lap	km/h
1	16	Tomas SALVA	CZE	MS Kart	MS Kart Racing Team	4	1:10.041			3	64,556
2	40	Jack BARTHOLOMEW	GBR	Tonykart	Coles Racing	4	1:10.150	0.109	0.109	4	64,456
3	52	Lando NORRIS	GBR	Tonykart	RL Racing Dept UK	4	1:10.313	0.272	0.163	4	64,307
4	12	Thomas PREINING	AUT	Tonykart	Protrain Racing	4	1:10.346	0.305	0.033	4	64,277
5	8	Guan Yu ZHOU	GBR	Tonykart	Strawberry Racing	4	1:10.493	0.452	0.147	3	64,143
6	18	Clement NOVALAK	CHE	Tonykart	TK Racing	4	1:10.518	0.477	0.025	4	64,120
7	14	Ralf ARON	EST	Tonykart	Aix Racing Team	4	1:10.584	0.543	0.066	4	64,060
8	78	Lars LAMBORELLE	NLD	Gillard	DFK	4	1:10.914	0.873	0.330	4	63,762
9	34	David WOODER	GBR	Alonso	Dan Holland Racing	3	1:10.964	0.923	0.050	2	63,717
10	22	Connor HALL	GBR	Tonykart	Strawberry Racing	4	1:11.097	1.056	0.133	4	63,598
11	28	Leonard HOOGENBOOM	NLD	FA Kart	Team TKP	4	1:11.147	1.106	0.050	3	63,553
12	68	Yannik BRANDT	CHE	Birel	Spirit Racing	4	1:11.324	1.283	0.177	4	63,395
13	24	Denise DE ROOIJ	NLD	Tonykart	Torenvliet Motorsport	4	1:11.462	1.421	0.138	3	63,273
14	32	Rinus VAN KALMTHOUT	NLD	FA Kart	Team TKP	3	1:11.568	1.527	0.106	3	63,179
15	80	Richard VERSCHOOR	NLD	FA Kart	Team TKP	4	1:11.619	1.578	0.051	4	63,134
16	38	Dennis TIJS	NLD	FA Kart	Team TKP	3	1:11.710	1.669	0.091	1	63,054
17	86	Juan Manuel CORREA	USA	Praga	Josh Hart Racing	3	1:12.417	2.376	0.707	3	62,438
18	46	Mathias S KRISTENSEN	DNK	Tonykart	RS Competition	4	1:12.660	2.619	0.243	4	62,230
19	76	Rokas BACIUSKA	LTU	Energy	Energy Racing It	3	1:12.857	2.816	0.197	1	62,061
20	20	Omar ISMAIL	GBR	Tonykart	Strawberry Racing	3	1:13.708	3.667	0.851	3	61,345
21	84	Gianfranco MAZZAFERRO	CAN	FA Kart	Team TKP	3	1:14.269	4.228	0.561	1	60,881
22	44	Jack MCCARTHY	GBR	Tonykart	RL Racing Dept UK					0	-

Timekeeping Ingrid and Meik Wagner:

Clerk of the course Nigel Edwards:

Steward (Chairman) Ian Watson:

Chief Scrutineer Paul Klaassen:

www.mylaps.com

Licensed to: Motorsport Events



Rotax Euro Challenge 2013 Laghi / Italy

Rotax Juniors

Laghi / Italy 1,256 Km


Warm up Even Numbers

2013-05-25 09:30

Practice (5:00 Time) started at 9:30:01

Lap	Time of Day	Lap Tm	Diff	S1 Tm	S2 Tm	S3 Tm
(16) Tomas SALVA						
1	9:32:29.693	1:13.039	+2.998	26.033	19.016	27.990
2	9:33:40.182	1:10.489	+0.448	25.369	18.293	26.827
3	9:34:50.223	1:10.041		25.090	18.365	26.586
4	9:36:00.659	1:10.436	+0.395	25.071	18.557	26.808
(40) Jack BARTHOLOMEW						
1	9:32:19.857	1:11.171	+1.021	25.200	18.314	27.657
2	9:33:31.215	1:11.358	+1.208	25.121	18.252	27.985
3	9:34:42.862	1:11.647	+1.497	25.807	18.477	27.363
4	9:35:53.012	1:10.150		24.927	18.005	27.218
(52) Lando NORRIS						
1	9:32:20.760	1:10.845	+0.532	25.283	18.472	27.090
2	9:33:31.397	1:10.637	+0.324	25.200	18.264	27.173
3	9:34:41.903	1:10.506	+0.193	25.685	18.175	26.646
4	9:35:52.216	1:10.313		25.054	18.493	26.766
(12) Thomas PREINING						
1	9:32:27.586	1:12.785	+2.439	26.082	18.734	27.969
2	9:33:38.777	1:11.191	+0.845	25.617	18.491	27.083
3	9:34:49.640	1:10.863	+0.517	25.453	18.362	27.048
4	9:35:59.986	1:10.346		25.351	18.293	26.702
(8) Guan Yu ZHOU						
1	9:32:24.998	1:11.562	+1.069	25.901	18.296	27.365
2	9:33:36.198	1:11.200	+0.707	25.654	18.217	27.329
3	9:34:46.691	1:10.493		25.268	18.064	27.161
4	9:35:57.315	1:10.624	+0.131	25.318	18.125	27.181
(18) Clement NOVALAK						
1	9:32:25.365	1:12.711	+2.193	25.968	18.563	28.180
2	9:33:37.410	1:12.045	+1.527	25.590	18.525	27.930
3	9:34:48.067	1:10.657	+0.139	25.287	18.177	27.193
4	9:35:58.585	1:10.518		25.059	18.073	27.386
(14) Ralf ARON						
1	9:32:30.605	1:15.197	+4.613	26.454	19.382	29.361
2	9:33:42.149	1:11.544	+0.960	25.852	18.799	26.893
3	9:34:53.178	1:11.029	+0.445	25.653	18.608	26.768
4	9:36:03.762	1:10.584		25.298	18.558	26.728
(78) Lars LAMBORRELL						
1	9:32:31.000	1:15.072	+4.158	26.891	19.337	28.844
2	9:33:43.570	1:12.570	+1.656	26.542	18.683	27.345
3	9:34:55.136	1:11.566	+0.652	25.649	18.260	27.657
4	9:36:06.050	1:10.914		25.536	18.265	27.113
(34) David WOODER						
1	9:32:46.512	1:15.820	+4.856	25.679	18.848	31.293
2	9:33:57.476	1:10.964		25.184	18.513	27.267
3	9:35:09.041	1:11.565	+0.601	25.369	18.299	27.897
(22) Connor HALL						
1	9:32:33.454	1:18.503	+7.406	26.801	19.574	32.128
2	9:33:45.630	1:12.176	+1.079	25.933	18.703	27.540
3	9:34:56.946	1:11.316	+0.219	25.648	18.627	27.041
4	9:36:08.043	1:11.097		25.432	18.499	27.166
(28) Leonard HOOGENBOOM						
1	9:32:36.307	1:12.792	+1.645	26.118	18.821	27.853
2	9:33:49.052	1:12.745	+1.598	26.147	19.362	27.236
3	9:35:00.199	1:11.147		25.087	18.787	27.273
4	9:36:12.118	1:11.919	+0.772	26.096	18.608	27.215

Lap	Time of Day	Lap Tm	Diff	S1 Tm	S2 Tm	S3 Tm
(68) Yannik BRANDT						
1	9:32:30.963	1:13.766	+2.442	26.315	19.443	28.008
2	9:33:42.831	1:11.868	+0.544	26.024	18.782	27.062
3	9:34:54.178	1:11.347	+0.023	25.644	18.453	27.250
4	9:36:05.502	1:11.324		25.655	18.582	27.087
(24) Denise DE ROOIJ						
1	9:32:31.268	1:14.217	+2.755	26.591	19.487	28.139
2	9:33:44.196	1:12.928	+1.466	26.371	18.989	27.568
3	9:34:55.658	1:11.462		25.744	18.420	27.298
4	9:36:07.691	1:12.033	+0.571	25.778	18.804	27.451
(32) Rinus VAN KALMTHOUT						
1	9:32:56.021	1:12.298	+0.730	26.408	18.574	27.316
2	9:34:07.674	1:11.653	+0.085	25.884	18.402	27.367
3	9:35:19.242	1:11.568		25.712	18.626	27.230
(80) Richard VERSCHOOR						
1	9:32:34.419	1:13.142	+1.523	26.101	18.665	28.376
2	9:33:47.072	1:12.653	+1.034	26.024	18.850	27.779
3	9:34:59.477	1:12.405	+0.786	26.113	18.544	27.748
4	9:36:11.096	1:11.619		25.674	18.453	27.492
(38) Dennis TIJS						
1	9:32:45.766	1:11.710		25.237	18.742	27.731
2	9:34:01.582	1:15.816	+4.106	27.327	20.278	28.211
3	9:35:13.774	1:12.192	+0.482	25.506	19.148	27.538
(86) Juan Manuel CORREA						
1	9:32:37.227	1:13.936	+1.519	26.261	19.274	28.401
2	9:33:50.134	1:12.907	+0.490	26.205	19.310	27.392
3	9:35:02.551	1:12.417		26.028	19.284	27.105
(46) Mathias S KRISTENSEN						
1	9:32:33.955	1:14.686	+2.026	26.627	19.001	29.058
2	9:33:46.832	1:12.877	+0.217	26.391	18.570	27.916
3	9:34:59.839	1:13.007	+0.347	26.319	18.981	27.707
4	9:36:12.499	1:12.660		26.135	19.133	27.392
(76) Rokas BACIUSKA						
1	9:32:45.848	1:12.857		25.392	19.047	28.418
2	9:33:58.781	1:12.933	+0.076	25.065	19.107	28.761
3	9:35:15.807	1:17.026	+4.169	30.781	18.901	27.344
(20) Omar ISMAIL						
1	9:32:35.259	1:19.450	+5.742	26.634	19.119	33.697
2	9:33:49.757	1:14.498	+0.790	27.158	19.404	27.936
3	9:35:03.465	1:13.708		25.990	19.820	27.898
(84) Gianfranco MAZZAFERRO						
1	9:32:35.365	1:14.269		26.093	18.765	29.411
2	9:33:50.750	1:15.385	+1.116	27.139	20.175	28.071
3	9:35:11.679	1:20.929	+6.660	25.810	19.191	35.928

Timekeeping Ingrid and Meik Wagner: 

Clerk of the course Nigel Edwards:

www.mylaps.com

Steward (Chairman) Ian Watson:

Chief Scrutineer Paul Klaassen:

Licensed to: Motorsport Events

Printed: 2013-05-25 09:37:55

posted at:

h



Rotax Euro Challenge 2013 Laghi / Italy

Rotax Juniors

Laghi / Italy 1,256 Km

RACE 3 Qualifying Heat 1 A-B

2013-05-25 10:50

Race (7 Laps) started at 10:54:08

Pos	No.	Name	Nat.	Chassis	Race Team	Laps	Total Tm	Diff	Best Tm	In Lap	km/h	Points
1	52	Lando NORRIS	GBR	Tonykart	RL Racing Dept UK	7	8:09.679		1:09.227	6	65,316	0
2	40	Jack BARTHOLOMEW	GBR	Tonykart	Coles Racing	7	8:10.629	0.950	1:08.871	6	65,653	2
3	8	Guan Yu ZHOU	GBR	Tonykart	Strawberry Racing	7	8:13.187	3.508	1:09.587	5	64,978	3
4	38	Dennis TIJS	NLD	FA Kart	Team TKP	7	8:14.356	4.677	1:09.861	5	64,723	4
5	12	Thomas PREINING	AUT	Tonykart	Protrain Racing	7	8:18.849	9.170	1:10.375	2	64,250	5
6	78	Lars LAMBORELLE	NLD	Gillard	DFK	7	8:21.538	11.859	1:10.153	7	64,453	6
7	47	Deniz BECKERS	NLD	Topkart	Slangen Karting	7	8:22.222	12.543	1:10.473	6	64,161	7
8	46	Mathias S KRISTENSEN	DNK	Tonykart	RS Competition	7	8:22.670	12.991	1:10.241	7	64,373	8
9	77	Max TIMMERMANS	BEL	FA Kart	Team TKP	7	8:23.414	13.735	1:10.075	6	64,525	9
10	17	Jai NIIJAR	GBR	Tonykart	Chris Rogers M/Sport	7	8:26.838	17.159	1:10.836	6	63,832	10
11	33	Berkay BESLER	TUR	Tonykart	DNR Racing/Bouvin	7	8:27.639	17.960	1:10.874	7	63,798	11
12	19	Christopher DREYSPRING	DEU	CRG	TAD Racing	7	8:34.548	24.869	1:11.359	5	63,364	12
13	85	Marino SATO	JPN	Praga	Praga Racing Team	7	8:34.688	25.009	1:10.746	6	63,913	13
14	80	Richard VERSCHOOR	NLD	FA Kart	Team TKP	7	8:35.899	26.220	1:11.428	7	63,303	14
15	84	Gianfranco MAZZAFERRO	CAN	FA Kart	Team TKP	7	8:36.900	27.221	1:11.347	7	63,375	15
16	71	Edward TANSLEY	GBR	Tonykart	Paul Carr Racing	7	8:37.830	28.151	1:11.293	7	63,423	16
17	67	Eric STAHL	NLD	Zanardi	G-Star Raw Racing	7	8:38.070	28.391	1:10.725	7	63,932	17
18	44	Jack MCCARTHY	GBR	Tonykart	RL Racing Dept UK	7	8:40.717	31.038	1:11.428	5	63,303	18
19	51	Daniel LOUKO	FIN	Formula K	Fk Racing Team AB Ltd	7	8:41.902	32.223	1:12.003	6	62,797	19
20	57	Maxim SHTOTLAND	RUS	Tonykart	Mayak Rotax	7	8:42.667	32.988	1:13.273	7	61,709	20
21	25	Mark MOOR	EST	Tonykart	Aix Racing Team	7	8:42.787	33.108	1:11.477	6	63,260	21
22	59	Dzianis SLAVINSKI	BLR	Zanardi	M Racing	7	8:45.218	35.539	1:11.567	6	63,180	22
23	81	Nicolas DAPERO	ARG	Praga	Uniq Racing	7	8:50.183	40.504	1:11.940	7	62,852	23
24	53	Teodor MORIN	SWE	Kosmic	Morin Racing	7	8:51.316	41.637	1:11.355	7	63,368	24
25	73	Antonin TRAMONTIN	FRA	Kosmic	Sonic Racing Kart	7	8:53.081	43.402	1:13.320	7	61,669	25

Announcements

These results are provisional until the conclusion of any judicial and technical matters

No. 59 warning board

Started: 25 Classified: 25 Not classified: 0

Margin of Victory	Ø km/h	Best Lap Tm	km/h	Best Lap by
0.950	64,637	1:08.871	65,653	40 - Jack BARTHOLOMEW

Official Timing www.camp-company.de / www.motorsport-events.se

Orbits

Timekeeping Ingrid and Meik Wagner:

Clerk of the course Nigel Edwards:

www.mylaps.com

Steward (Chairman) Ian Watson:

Chief Scrutineer Paul Klaassen:

Licensed to: Motorsport Events

Printed: 2013-05-25 11:04:41

posted at:

h



Rotax Euro Challenge 2013 Laghi / Italy

Rotax Juniors

Laghi / Italy 1,256 Km

RACE 3 Qualifying Heat 1 A-B

2013-05-25 10:50

Race (7 Laps) started at 10:54:08

Lap	Time of Day	Lap Tm	Diff	S1 Tm	S2 Tm	S3 Tm
(52) Lando NORRIS						
1	10:55:20.164	1:11.670	+2.443	26.269	18.563	26.838
2	10:56:30.583	1:10.419	+1.192	25.148	18.387	26.884
3	10:57:40.411	1:09.828	+0.601	25.060	18.070	26.698
4	10:58:50.087	1:09.676	+0.449	24.993	17.916	26.767
5	10:59:59.355	1:09.268	+0.041	24.750	17.936	26.582
6	11:01:08.582	1:09.227		24.746	17.837	26.644
7	11:02:17.999	1:09.417	+0.190	24.719	17.799	26.899

(40) Jack BARTHOLOMEW						
1	10:55:21.712	1:13.392	+4.521	26.782	18.910	27.700
2	10:56:31.524	1:09.812	+0.941	24.963	18.024	26.825
3	10:57:41.047	1:09.523	+0.652	24.854	17.895	26.774
4	10:58:50.893	1:09.846	+0.975	25.196	17.835	26.815
5	11:00:00.830	1:09.937	+1.066	25.420	17.965	26.552
6	11:01:09.701	1:08.871		24.675	17.659	26.537
7	11:02:18.949	1:09.248	+0.377	24.807	17.792	26.649

(8) Guan Yu ZHOU						
1	10:55:22.185	1:13.781	+4.194	27.052	18.974	27.755
2	10:56:32.438	1:10.253	+0.666	25.249	18.108	26.896
3	10:57:42.423	1:09.985	+0.398	25.147	18.037	26.801
4	10:58:52.228	1:09.805	+0.218	25.269	17.953	26.583
5	11:00:01.815	1:09.587		25.136	17.899	26.552
6	11:01:11.833	1:10.018	+0.431	25.081	17.992	26.945
7	11:02:21.507	1:09.674	+0.087	24.934	17.905	26.835

(38) Dennis TIJS						
1	10:55:22.769	1:13.276	+3.415	26.514	19.321	27.441
2	10:56:32.899	1:10.130	+0.269	25.037	18.103	26.990
3	10:57:42.764	1:09.865	+0.004	24.872	18.137	26.856
4	10:58:52.818	1:10.054	+0.193	25.075	18.169	26.810
5	11:00:02.679	1:09.861		24.705	18.192	26.964
6	11:01:12.610	1:09.931	+0.070	24.945	18.159	26.827
7	11:02:22.676	1:10.066	+0.205	24.920	18.122	27.024

(12) Thomas PREINING						
1	10:55:23.303	1:14.909	+4.534	27.764	19.580	27.565
2	10:56:33.678	1:10.375		25.212	18.214	26.949
3	10:57:44.251	1:10.573	+0.198	25.230	18.286	27.057
4	10:58:55.067	1:10.816	+0.441	25.295	18.284	27.237
5	11:00:05.722	1:10.655	+0.280	25.320	18.514	26.821
6	11:01:16.544	1:10.822	+0.447	25.296	18.498	27.028
7	11:02:27.169	1:10.625	+0.250	25.242	18.495	26.888

(78) Lars LAMBORELLE						
1	10:55:24.847	1:15.886	+5.733	27.431	19.539	28.916
2	10:56:36.734	1:11.887	+1.734	25.847	18.465	27.575
3	10:57:47.791	1:11.057	+0.904	25.283	18.403	27.371
4	10:58:58.583	1:10.792	+0.639	25.029	18.389	27.374
5	11:00:09.218	1:10.635	+0.482	25.049	18.325	27.261
6	11:01:19.705	1:10.487	+0.334	24.945	18.393	27.149
7	11:02:29.858	1:10.153		25.200	18.071	26.882

(47) Deniz BECKERS						
1	10:55:24.763	1:15.896	+5.423	27.886	19.935	28.075
2	10:56:36.583	1:11.820	+1.347	25.323	18.969	27.528
3	10:57:47.476	1:10.893	+0.420	25.222	18.295	27.376
4	10:58:57.972	1:10.496	+0.023	25.146	18.210	27.140
5	11:00:08.865	1:10.893	+0.420	25.073	18.459	27.361
6	11:01:19.338	1:10.473		24.989	18.202	27.282
7	11:02:30.542	1:11.204	+0.731	25.878	18.404	26.922

(46) Mathias S KRISTENSEN						
1	10:55:24.294	1:15.078	+4.837	27.291	19.832	27.955

2	10:56:37.442	1:13.148	+2.907	25.420	19.649	28.079
3	10:57:48.911	1:11.469	+1.228	25.835	18.198	27.436
4	10:58:59.532	1:10.621	+0.380	25.247	18.131	27.243
5	11:00:10.462	1:10.930	+0.689	25.545	18.113	27.272
6	11:01:20.749	1:10.287	+0.046	25.187	18.144	26.956
7	11:02:30.990	1:10.241		24.960	18.114	27.167

(77) Max TIMMERMANS						
1	10:55:24.736	1:15.666	+5.591	27.585	19.876	28.205
2	10:56:37.450	1:12.714	+2.639	26.215	18.715	27.784
3	10:57:50.637	1:13.187	+3.112	26.707	18.804	27.676
4	10:59:00.999	1:10.362	+0.287	25.370	18.215	26.777
5	11:00:11.197	1:10.198	+0.123	25.245	18.018	26.935
6	11:01:21.272	1:10.075		25.021	18.019	27.035
7	11:02:31.734	1:10.462	+0.387	25.333	18.146	26.983

(17) Jai NIIJAR						
1	10:55:26.837	1:18.063	+7.227	26.781	19.141	32.141
2	10:56:38.870	1:12.033	+1.197	25.787	18.669	27.577
3	10:57:50.954	1:12.084	+1.248	25.715	18.900	27.469
4	10:59:01.836	1:10.882	+0.046	25.844	18.142	26.896
5	11:00:12.830	1:10.994	+0.158	25.346	18.165	27.483
6	11:01:23.666	1:10.836		25.065	18.288	27.483
7	11:02:35.158	1:11.492	+0.656	25.343	18.517	27.632

(33) Berkay BESLER						
1	10:55:23.893	1:15.202	+4.328	26.924	19.597	28.681
2	10:56:37.585	1:13.692	+2.818	25.728	19.874	28.090
3	10:57:51.030	1:13.445	+2.571	26.660	19.152	27.633
4	10:59:02.706	1:11.676	+0.802	26.087	18.509	27.080
5	11:00:13.968	1:11.262	+0.388	25.207	18.864	27.191
6	11:01:25.085	1:11.117	+0.243	25.092	18.569	27.456
7	11:02:35.959	1:10.874		25.139	18.629	27.106

(19) Christopher DREYSPRING						
1	10:55:25.600	1:15.713	+4.354	27.207	20.050	28.456
2	10:56:38.429	1:12.829	+1.470	26.720	18.410	27.699
3	10:57:54.432	1:16.003	+4.644	26.084	19.126	30.793
4	10:59:08.410	1:13.978	+2.619	25.929	20.120	27.929
5	11:00:19.769	1:11.359		25.665	18.266	27.428
6	11:01:31.498	1:11.729	+0.370	25.495	18.417	27.817
7	11:02:42.868	1:11.370	+0.011	25.574	18.293	27.503

(85) Marino SATO						
1	10:55:28.771	1:20.180	+9.434	30.147	22.927	27.106
2	10:56:42.657	1:13.886	+3.140	26.343	19.078	28.465
3	10:57:54.608	1:11.951	+1.205	25.199	18.323	28.429
4	10:59:08.306	1:13.698	+2.952	26.120	19.244	28.334
5	11:00:20.774	1:12.468	+1.722	25.139	17.956	29.373
6	11:01:31.520	1:10.746		25.748	18.010	26.988
7	11:02:43.008	1:11.488	+0.742	25.816	18.286	27.386

(80) Richard VERSCHOOR						
1	10:55:28.472	1:19.591	+8.163	30.634	20.161	28.796
2	10:56:42.879	1:14.407	+2.979	26.576	18.990	28.841
3	10:57:55.101	1:12.222	+0.794	25.995	18.393	27.834
4	10:59:08.339	1:13.238	+1.810	25.911	18.858	28.469
5	11:00:20.697	1:12.358	+0.930	26.008	18.760	27.590
6	11:01:32.791	1:12.094	+0.666	26.273	18.358	27.463
7	11:02:44.219	1:11.428		25.566	18.562	27.300

(84) Gianfranco MAZZAFERRO						
1	10:55:26.155	1:16.472	+5.125	28.107	19.866	28.499
2	10:56:40.529	1:14.374	+3.027	26.929	19.577	27.868
3	10:57:55.184	1:14.655	+3.308	25.893	19.121	29.641
4	10:59:09.073	1:13.889	+2.542	26.239	19.259	28.391



Rotax Euro Challenge 2013 Laghi / Italy

Rotax Juniors

Laghi / Italy 1,256 Km

RACE 3 Qualifying Heat 1 A-B

2013-05-25 10:50

Race (7 Laps) started at 10:54:08

Lap	Time of Day	Lap Tm	Diff	S1 Tm	S2 Tm	S3 Tm
5	11:00:21.421	1:12.348	+1.001	25.799	18.711	27.838
6	11:01:33.873	1:12.452	+1.105	26.031	19.155	27.266
7	11:02:45.220	1:11.347		25.465	18.619	27.263

(71) Edward TANSLEY

1	10:55:27.179	1:17.065	+5.772	27.652	20.183	29.230
2	10:56:45.213	1:18.034	+6.741	26.600	23.599	27.835
3	10:57:58.267	1:13.054	+1.761	26.497	18.954	27.603
4	10:59:10.766	1:12.499	+1.206	25.460	19.213	27.826
5	11:00:23.481	1:12.715	+1.422	25.808	19.007	27.900
6	11:01:34.857	1:11.376	+0.083	25.425	18.277	27.674
7	11:02:46.150	1:11.293		25.246	18.443	27.604

(67) Eric STAHL

1	10:55:27.266	1:16.656	+5.931	28.013	20.162	28.481
2	10:56:47.600	1:20.334	+9.609	26.122	20.002	34.210
3	10:57:59.581	1:11.981	+1.256	25.708	18.871	27.402
4	10:59:12.144	1:12.563	+1.838	25.976	18.649	27.938
5	11:00:23.902	1:11.758	+1.033	25.699	18.696	27.363
6	11:01:35.665	1:11.763	+1.038	25.924	18.546	27.293
7	11:02:46.390	1:10.725		25.152	18.496	27.077

(44) Jack MCCARTHY

1	10:55:28.347	1:19.782	+8.354	31.703	19.883	28.196
2	10:56:41.720	1:13.373	+1.945	25.872	19.290	28.211
3	10:57:54.363	1:12.643	+1.215	25.226	18.955	28.462
4	10:59:07.123	1:12.760	+1.332	26.125	18.777	27.858
5	11:00:18.551	1:11.428		25.254	18.496	27.678
6	11:01:31.353	1:12.802	+1.374	25.651	19.195	27.956
7	11:02:49.037	1:17.684	+6.256	25.888	24.411	27.385

(51) Daniel LOUKO

1	10:55:29.027	1:17.972	+5.969	27.509	21.434	29.029
2	10:56:43.807	1:14.780	+2.777	26.455	19.957	28.368
3	10:58:00.368	1:16.561	+4.558	29.620	19.035	27.906
4	10:59:13.313	1:12.945	+0.942	26.090	19.167	27.688
5	11:00:26.015	1:12.702	+0.699	25.815	19.287	27.600
6	11:01:38.018	1:12.003		25.703	18.870	27.430
7	11:02:50.222	1:12.204	+0.201	25.819	18.746	27.639

(57) Maxim SHTOTLAND

1	10:55:26.421	1:16.376	+3.103	27.486	19.780	29.110
2	10:56:42.707	1:16.286	+3.013	27.920	19.480	28.886
3	10:57:56.438	1:13.731	+0.458	26.390	19.296	28.045
4	10:59:10.162	1:13.724	+0.451	26.396	19.227	28.101
5	11:00:23.800	1:13.638	+0.365	26.444	19.104	28.090
6	11:01:37.714	1:13.914	+0.641	26.863	19.178	27.873
7	11:02:50.987	1:13.273		26.058	19.136	28.079

(25) Mark MOOR

1	10:55:25.548	1:15.628	+4.151	27.137	20.303	28.188
2	10:56:41.869	1:16.321	+4.844	26.910	20.095	29.316
3	10:57:53.950	1:12.081	+0.604	25.360	18.814	27.907
4	10:59:11.913	1:17.963	+6.486	25.468	18.172	34.323
5	11:00:27.407	1:15.494	+4.017	26.103	20.797	28.594
6	11:01:38.884	1:11.477		26.023	18.511	26.943
7	11:02:51.107	1:12.223	+0.746	25.458	18.748	28.017

(59) Dzianis SLAVINSKI

1	10:55:26.928	1:16.151	+4.584	27.614	19.949	28.588
2	10:56:44.520	1:17.592	+6.025	26.075	23.530	27.987
3	10:57:58.900	1:14.380	+2.813	26.687	19.694	27.999
4	10:59:18.273	1:19.373	+7.806	32.910	19.331	27.132
5	11:00:30.153	1:11.880	+0.313	25.566	18.792	27.522
6	11:01:41.720	1:11.567		25.385	18.747	27.435
7	11:02:53.538	1:11.818	+0.251	25.372	19.052	27.394

Lap	Time of Day	Lap Tm	Diff	S1 Tm	S2 Tm	S3 Tm
(81) Nicolas DAPERO						
1	10:55:29.038	1:18.883	+6.943	27.753	21.282	29.848
2	10:56:44.195	1:15.157	+3.217	27.420	19.324	28.413
3	10:58:09.680	1:25.485	+13.545	39.172	18.834	27.479
4	10:59:22.089	1:12.409	+0.469	25.514	18.761	28.134
5	11:00:34.568	1:12.479	+0.539	25.966	18.776	27.737
6	11:01:46.563	1:11.995	+0.055	25.788	18.671	27.536
7	11:02:58.503	1:11.940		25.455	18.641	27.844

(53) Teodor MORIN

1	10:55:26.706	1:17.428	+6.073	27.122	21.401	28.905
2	10:56:44.647	1:17.941	+6.586	31.211	19.032	27.698
3	10:57:58.760	1:14.113	+2.758	26.405	20.015	27.693
4	10:59:18.684	1:19.924	+8.569	32.876	20.269	26.779
5	11:00:31.391	1:12.707	+1.352	26.317	19.180	27.210
6	11:01:48.281	1:16.890	+5.535	31.547	18.534	26.809
7	11:02:59.636	1:11.355		25.861	18.520	26.974

(73) Antonin TRAMONTIN

1	10:55:27.634	1:16.113	+2.793	27.310	20.514	28.289
2	10:56:43.578	1:15.944	+2.624	27.292	19.806	28.846
3	10:57:57.224	1:13.646	+0.326	26.401	19.266	27.979
4	10:59:11.548	1:14.324	+1.004	25.854	19.699	28.771
5	11:00:27.169	1:15.621	+2.301	26.325	21.126	28.170
6	11:01:48.081	1:20.912	+7.592	34.386	19.020	27.506
7	11:03:01.401	1:13.320		26.555	18.850	27.915



Rotax Euro Challenge 2013 Laghi / Italy

Rotax Juniors

Laghi / Italy 1,256 Km

RACE 4 Qualifying Heat 2 C-D

2013-05-25 11:10


Race (7 Laps) started at 11:13:10

Pos	No.	Name	Nat.	Chassis	Race Team	Laps	Total Tm	Diff	Best Tm	In Lap	km/h	Points
1	31	Juri VIPS	EST	Tonykart	Strawberry Racing	7	8:12.292		1:09.505	7	65,054	0
2	27	Josh PRICE	GBR	Tonykart	Coles Racing	7	8:14.009	1.717	1:09.488	7	65,070	2
3	22	Connor HALL	GBR	Tonykart	Strawberry Racing	7	8:22.881	10.589	1:10.377	7	64,248	3
4	14	Ralf ARON	EST	Tonykart	Aix Racing Team	7	8:25.660	13.368	1:10.194	7	64,416	4
5	32	Rinus VAN KALMTHOUT	NLD	FA Kart	Team TKP	7	8:27.214	14.922	1:10.833	7	63,835	5
6	21	Dries VANTHOOR	BEL	Maranello	Maranello Kart	7	8:28.971	16.679	1:10.942	7	63,737	6
7	49	Lorenzo VAN RIET	NLD	Tonykart	Torenvliet M/S	7	8:29.964	17.672	1:10.592	7	64,053	7
8	20	Omar ISMAIL	GBR	Tonykart	Strawberry Racing	7	8:31.250	18.958	1:11.839	4	62,941	8
9	41	Damian WISNICKI	POL	Praga	Uniq Racing	7	8:31.897	19.605	1:11.659	7	63,099	9
10	16	Tomas SALVA	CZE	MS Kart	MS Kart Racing Team	7	8:34.536	22.244	1:11.446	5	63,287	10
11	39	Philip HAMPRECHT	DEU	Kosmic	Paul Carr Racing	7	8:34.848	22.556	1:11.480	7	63,257	11
12	18	Clement NOVALAK	CHE	Tonykart	TK Racing	7	8:35.006	22.714	1:10.792	5	63,872	12
13	34	David WOODER	GBR	Alonso	Dan Holland Racing	7	8:35.043	22.751	1:10.628	5	64,020	13
14	24	Denise DE ROOIJ	NLD	Tonykart	Torenvliet Motorsport	7	8:35.885	23.593	1:11.314	5	63,404	14
15	76	Rokas BACIUSKA	LTU	Energy	Energy Racing It	7	8:36.779	24.487	1:11.133	4	63,565	15
16	86	Juan Manuel CORREA	USA	Praga	Josh Hart Racing	7	8:36.889	24.597	1:10.760	5	63,901	16
17	79	Shanaka CLAY	LKA	Tonykart		7	8:37.339	25.047	1:11.426	5	63,305	17
18	43	Dominik MUSIATOWICZ	POL	CRG	Wyrzykowski M/Sport	7	8:37.643	25.351	1:11.696	5	63,066	18
19	45	Darren KEANE	USA	Tonykart	Strawberry Racing	7	8:38.456	26.164	1:12.187	6	62,637	19
20	68	Yannik BRANDT	CHE	Birel	Spirit Racing	7	8:38.509	26.217	1:11.867	6	62,916	20
21	83	Michele CANDELA	ITA	RK	Laudato Racing	7	8:38.865	26.573	1:12.275	7	62,561	21
22	55	Thomas ISSA	JAM	Tonykart	Strawberry Racing	7	8:44.476	32.184	1:10.628	6	64,020	22
23	87	Denis MAVLANOV	RUS		Emilia Kart	7	8:45.203	32.911	1:13.171	5	61,795	23
24	28	Leonard HOOGENBOOM	NLD	FA Kart	Team TKP		0.766	7 Laps		0	-	24

Announcements

These results are provisional until the conclusion of any judicial and technical matters
 No. 32 time penalty 3 sec. / reason leaving corridor
 No. 20 warning board
 Started: 24 Classified: 24 Not classified: 0

Margin of Victory	Ø km/h	Best Lap Tm	km/h	Best Lap by
1.717	64,294	1:09.488	65,070	27 - Josh PRICE

Timekeeping Ingrid and Meik Wagner:  Clerk of the course Nigel Edwards: www.mylaps.com
 Steward (Chairman) Ian Watson: Chief Scrutineer Paul Klaassen: Licensed to: Motorsport Events
 Printed: 2013-05-25 11:23:40 posted at: h



Rotax Euro Challenge 2013 Laghi / Italy

Rotax Juniors

Laghi / Italy 1,256 Km

RACE 4 Qualifying Heat 2 C-D

2013-05-25 11:10

Race (7 Laps) started at 11:13:10

Lap	Time of Day	Lap Tm	Diff	S1 Tm	S2 Tm	S3 Tm
5	11:19:17.900	1:12.242	+1.109	25.757	18.454	28.031
6	11:20:34.317	1:16.417	+5.284	26.644	20.533	29.240
7	11:21:46.985	1:12.668	+1.535	26.162	18.777	27.729

(86) Juan Manuel CORREA

1	11:14:31.687	1:20.524	+9.764	33.684	18.991	27.849
2	11:15:44.833	1:13.146	+2.386	26.316	19.417	27.413
3	11:16:56.227	1:11.394	+0.634	25.667	18.511	27.216
4	11:18:08.459	1:12.232	+1.472	26.437	18.360	27.435
5	11:19:19.219	1:10.760		25.520	18.576	26.664
6	11:20:30.171	1:10.952	+0.192	25.382	18.626	26.944
7	11:21:47.095	1:16.924	+6.164	30.916	18.464	27.544

(79) Shanaka CLAY

1	11:14:32.014	1:21.110	+9.684	32.544	20.050	28.516
2	11:15:45.752	1:13.738	+2.312	26.180	19.688	27.870
3	11:16:58.545	1:12.793	+1.367	26.324	18.919	27.550
4	11:18:12.053	1:13.508	+2.082	25.755	19.443	28.310
5	11:19:23.479	1:11.426		25.425	18.960	27.041
6	11:20:35.618	1:12.139	+0.713	25.675	18.889	27.575
7	11:21:47.545	1:11.927	+0.501	25.832	18.773	27.322

(43) Dominik MUSIATOWICZ

1	11:14:28.582	1:16.706	+5.010	28.986	19.198	28.522
2	11:15:41.819	1:13.237	+1.541	25.967	19.250	28.020
3	11:16:57.202	1:15.383	+3.687	26.455	19.840	29.088
4	11:18:11.581	1:14.379	+2.683	26.122	18.818	29.439
5	11:19:23.277	1:11.696		25.420	18.582	27.694
6	11:20:35.128	1:11.851	+0.155	25.700	18.810	27.341
7	11:21:47.849	1:12.721	+1.025	25.528	18.717	28.476

(45) Darren KEANE

1	11:14:27.149	1:15.813	+3.626	28.781	19.046	27.986
2	11:15:40.241	1:13.092	+0.905	25.861	18.782	28.449
3	11:16:55.769	1:15.528	+3.341	27.757	19.907	27.864
4	11:18:08.974	1:13.205	+1.018	26.625	18.481	28.099
5	11:19:23.844	1:14.870	+2.683	25.599	18.724	30.547
6	11:20:36.031	1:12.187		25.879	18.708	27.600
7	11:21:48.662	1:12.631	+0.444	26.171	18.678	27.782

(68) Yannik BRANDT

1	11:14:31.643	1:19.388	+7.521	29.158	20.708	29.522
2	11:15:46.022	1:14.379	+2.512	27.288	19.134	27.957
3	11:16:59.262	1:13.240	+1.373	26.809	18.525	27.906
4	11:18:12.184	1:12.922	+1.055	25.686	19.047	28.189
5	11:19:24.330	1:12.146	+0.279	25.629	18.946	27.571
6	11:20:36.197	1:11.867		25.557	18.930	27.380
7	11:21:48.715	1:12.518	+0.651	26.265	18.534	27.719

(83) Michele CANDELA

1	11:14:30.513	1:17.865	+5.590	28.740	20.269	28.856
2	11:15:43.563	1:13.050	+0.775	25.714	19.661	27.675
3	11:16:57.451	1:13.888	+1.613	25.738	18.978	29.172
4	11:18:11.766	1:14.315	+2.040	26.668	19.524	28.123
5	11:19:24.440	1:12.674	+0.399	25.377	19.066	28.231
6	11:20:36.796	1:12.356	+0.081	25.740	18.948	27.668
7	11:21:49.071	1:12.275		26.015	18.522	27.738

(55) Thomas ISSA

1	11:14:31.250	1:20.206	+9.578	32.817	19.499	27.890
2	11:15:45.375	1:14.125	+3.497	27.308	19.013	27.804
3	11:17:02.510	1:17.135	+6.507	30.496	18.950	27.689
4	11:18:15.291	1:12.781	+2.153	25.669	18.661	28.451
5	11:19:26.911	1:11.620	+0.992	25.546	18.846	27.228
6	11:20:37.539	1:10.628		25.374	18.455	26.799
7	11:21:54.682	1:17.143	+6.515	30.824	19.038	27.281

Lap	Time of Day	Lap Tm	Diff	S1 Tm	S2 Tm	S3 Tm
(87) Denis MAVLANOV						
1	11:14:33.214	1:20.812	+7.641	29.497	21.264	30.051
2	11:15:47.450	1:14.236	+1.065	26.405	19.468	28.363
3	11:17:01.343	1:13.893	+0.722	26.585	18.979	28.329
4	11:18:15.128	1:13.785	+0.614	25.993	19.672	28.120
5	11:19:28.299	1:13.171		26.334	18.927	27.910
6	11:20:41.975	1:13.676	+0.505	26.456	19.259	27.961
7	11:21:55.409	1:13.434	+0.263	26.201	18.999	28.234



Rotax Euro Challenge 2013 Laghi / Italy

Rotax Juniors

Laghi / Italy 1,256 Km

RACE 11 Qualifying Heat 3 B-C

2013-05-25 14:00

Race (7 Laps) started at 14:07:06

Pos	No.	Name	Nat.	Chassis	Race Team	Laps	Total Tm	Diff	Best Tm	In Lap	km/h	Points
1	52	Lando NORRIS	GBR	Tonykart	RL Racing Dept UK	7	8:09.197		1:09.394	6	65,158	0
2	31	Juri VIPS	EST	Tonykart	Strawberry Racing	7	8:11.740	2.543	1:09.419	5	65,135	2
3	17	Jai NIIJAR	GBR	Tonykart	Chris Rogers M/Sport	7	8:16.002	6.805	1:10.088	4	64,513	3
4	12	Thomas PREINING	AUT	Tonykart	Protrain Racing	7	8:19.259	10.062	1:10.539	5	64,101	4
5	44	Jack MCCARTHY	GBR	Tonykart	RL Racing Dept UK	7	8:20.702	11.505	1:10.701	7	63,954	5
6	14	Ralf ARON	EST	Tonykart	Aix Racing Team	7	8:20.815	11.618	1:09.679	6	64,892	6
7	77	Max TIMMERMANS	BEL	FA Kart	Team TKP	7	8:22.727	13.530	1:09.784	7	64,794	7
8	22	Connor HALL	GBR	Tonykart	Strawberry Racing	7	8:23.787	14.590	1:10.638	7	64,011	8
9	55	Thomas ISSA	JAM	Tonykart	Strawberry Racing	7	8:25.885	16.688	1:11.356	5	63,367	9
10	41	Damian WISNICKI	POL	Praga	Uniq Racing	7	8:25.888	16.691	1:10.735	5	63,923	10
11	33	Berkay BESLER	TUR	Tonykart	DNR Racing/Bouvin	7	8:26.538	17.341	1:10.601	4	64,044	11
12	47	Deniz BECKERS	NLD	Topkart	Slangen Karting	7	8:28.998	19.801	1:10.387	6	64,239	12
13	21	Dries VANTHOOR	BEL	Maranello	Maranello Kart	7	8:30.155	20.958	1:10.430	6	64,200	13
14	76	Rokas BACIUSKA	LTU	Energy	Energy Racing It	7	8:31.309	22.112	1:10.466	6	64,167	14
15	18	Clement NOVALAK	CHE	Tonykart	TK Racing	7	8:34.015	24.818	1:09.952	6	64,639	15
16	25	Mark MOOR	EST	Tonykart	Aix Racing Team	7	8:35.680	26.483	1:11.714	6	63,050	16
17	87	Denis MAVLANOV	RUS		Emilia Kart	7	8:38.599	29.402	1:12.108	6	62,706	17
18	84	Gianfranco MAZZAFERRO	CAN	FA Kart	Team TKP	7	8:38.832	29.635	1:12.098	4	62,715	18
19	49	Lorenzo VAN RIET	NLD	Tonykart	Torenvliet M/S	7	8:38.843	29.646	1:11.081	5	63,612	19
20	83	Michele CANDELA	ITA	RK	Laudato Racing	7	8:39.037	29.840	1:10.872	7	63,800	20
21	53	Teodor MORIN	SWE	Kosmic	Morin Racing	7	8:40.107	30.910	1:11.760	7	63,010	21
22	81	Nicolas DAPERO	ARG	Praga	Uniq Racing	7	8:43.705	34.508	1:10.938	6	63,740	22
23	57	Maxim SHTOTLAND	RUS	Tonykart	Mayak Rotax	1	1:33.414	6 Laps	1:31.531	1	49,400	23
24	28	Leonard HOOGENBOOM	NLD	FA Kart	Team TKP		0.296	7 Laps		0	-	24

Announcements

These results are provisional until the conclusion of any judicial and technical matters

Started: 24 Classified: 24 Not classified: 0

Margin of Victory	Ø km/h	Best Lap Tm	km/h	Best Lap by
2.543	64,700	1:09.394	65,158	52 - Lando NORRIS

Official Timing www.camp-company.de / www.motorsport-events.se

Orbits

Timekeeping Ingrid and Meik Wagner:

Clerk of the course Nigel Edwards:

www.mylaps.com

Steward (Chairman) Ian Watson:

Chief Scrutineer Paul Klaassen:

Licensed to: Motorsport Events

Printed: 2013-05-25 14:19:46

posted at:

h



Rotax Euro Challenge 2013 Laghi / Italy

Rotax Juniors

Laghi / Italy 1,256 Km

RACE 11 Qualifying Heat 3 B-C

2013-05-25 14:00

Race (7 Laps) started at 14:07:06

Lap	Time of Day	Lap Tm	Diff	S1 Tm	S2 Tm	S3 Tm
(52) Lando NORRIS						
1	14:08:17.177	1:10.333	+0.939			
2	14:09:27.041	1:09.864	+0.470			
3	14:10:36.843	1:09.802	+0.408			
4	14:11:46.763	1:09.920	+0.526			
5	14:12:56.983	1:10.220	+0.826			
6	14:14:06.377	1:09.394				
7	14:15:15.957	1:09.580	+0.186			
(31) Juri VIPS						
1	14:08:18.730	1:11.768	+2.349			
2	14:09:29.348	1:10.618	+1.199			
3	14:10:39.729	1:10.381	+0.962			
4	14:11:49.804	1:10.075	+0.656			
5	14:12:59.223	1:09.419				
6	14:14:08.674	1:09.451	+0.032			
7	14:15:18.500	1:09.826	+0.407			
(17) Jai NIJJAR						
1	14:08:19.874	1:12.678	+2.590			
2	14:09:30.663	1:10.789	+0.701			
3	14:10:40.798	1:10.135	+0.047			
4	14:11:50.886	1:10.088				
5	14:13:01.355	1:10.469	+0.381			
6	14:14:11.660	1:10.305	+0.217			
7	14:15:22.762	1:11.102	+1.014			
(12) Thomas PREINING						
1	14:08:18.121	1:11.361	+0.822			
2	14:09:28.723	1:10.602	+0.063			
3	14:10:39.283	1:10.560	+0.021			
4	14:11:50.022	1:10.739	+0.200			
5	14:13:00.561	1:10.539				
6	14:14:14.822	1:14.261	+3.722			
7	14:15:26.019	1:11.197	+0.658			
(44) Jack MCCARTHY						
1	14:08:20.566	1:13.644	+2.943			
2	14:09:31.953	1:11.387	+0.686			
3	14:10:43.579	1:11.626	+0.925			
4	14:11:54.747	1:11.168	+0.467			
5	14:13:05.838	1:11.091	+0.390			
6	14:14:16.761	1:10.923	+0.222			
7	14:15:27.462	1:10.701				
(14) Ralf ARON						
1	14:08:25.311	1:17.887	+8.208			
2	14:09:36.961	1:11.650	+1.971			
3	14:10:47.033	1:10.072	+0.393			
4	14:11:57.622	1:10.589	+0.910			
5	14:13:07.582	1:09.960	+0.281			
6	14:14:17.261	1:09.679				
7	14:15:27.575	1:10.314	+0.635			
(77) Max TIMMERMANS						
1	14:08:25.942	1:18.297	+8.513			
2	14:09:37.948	1:12.006	+2.222			
3	14:10:48.247	1:10.299	+0.515			
4	14:11:58.681	1:10.434	+0.650			
5	14:13:08.636	1:09.955	+0.171			
6	14:14:19.703	1:11.067	+1.283			
7	14:15:29.487	1:09.784				
(22) Connor HALL						
1	14:08:22.769	1:15.889	+5.251			

Lap	Time of Day	Lap Tm	Diff	S1 Tm	S2 Tm	S3 Tm
2	14:09:34.019	1:11.250	+0.612			
3	14:10:44.941	1:10.922	+0.284			
4	14:11:56.852	1:11.911	+1.273			
5	14:13:08.115	1:11.263	+0.625			
6	14:14:19.909	1:11.794	+1.156			
7	14:15:30.547	1:10.638				
(55) Thomas ISSA						
1	14:08:22.601	1:15.380	+4.024			
2	14:09:34.697	1:12.096	+0.740			
3	14:10:46.203	1:11.506	+0.150			
4	14:11:58.251	1:12.048	+0.692			
5	14:13:09.607	1:11.356				
6	14:14:21.276	1:11.669	+0.313			
7	14:15:32.645	1:11.369	+0.013			
(41) Damian WISNICKI						
1	14:08:23.526	1:15.462	+4.727			
2	14:09:35.438	1:11.912	+1.177			
3	14:10:47.572	1:12.134	+1.399			
4	14:11:59.313	1:11.741	+1.006			
5	14:13:10.048	1:10.735				
6	14:14:21.274	1:11.226	+0.491			
7	14:15:32.648	1:11.374	+0.639			
(33) Berkay BESLER						
1	14:08:27.337	1:20.226	+9.625			
2	14:09:39.033	1:11.696	+1.095			
3	14:10:50.528	1:11.495	+0.894			
4	14:12:01.129	1:10.601				
5	14:13:11.839	1:10.710	+0.109			
6	14:14:22.481	1:10.642	+0.041			
7	14:15:33.298	1:10.817	+0.216			
(47) Deniz BECKERS						
1	14:08:28.378	1:20.818	+10.431			
2	14:09:40.232	1:11.854	+1.467			
3	14:10:52.125	1:11.893	+1.506			
4	14:12:02.847	1:10.722	+0.335			
5	14:13:13.927	1:11.080	+0.693			
6	14:14:24.314	1:10.387				
7	14:15:35.758	1:11.444	+1.057			
(21) Dries VANTHOOR						
1	14:08:25.207	1:17.574	+7.144			
2	14:09:38.221	1:13.014	+2.584			
3	14:10:49.836	1:11.615	+1.185			
4	14:12:00.593	1:10.757	+0.327			
5	14:13:11.360	1:10.767	+0.337			
6	14:14:21.790	1:10.430				
7	14:15:36.915	1:15.125	+4.695			
(76) Rokas BACIUSKA						
1	14:08:24.124	1:15.618	+5.152			
2	14:09:41.875	1:17.751	+7.285			
3	14:10:54.059	1:12.184	+1.718			
4	14:12:05.990	1:11.931	+1.465			
5	14:13:16.959	1:10.969	+0.503			
6	14:14:27.425	1:10.466				
7	14:15:38.069	1:10.644	+0.178			
(18) Clement NOVALAK						
1	14:08:30.523	1:22.983	+13.031			
2	14:09:41.740	1:11.217	+1.265			
3	14:10:58.276	1:16.536	+6.584			
4	14:12:09.483	1:11.207	+1.255			



Rotax Euro Challenge 2013 Laghi / Italy

Rotax Juniors

Laghi / Italy 1,256 Km

RACE 11 Qualifying Heat 3 B-C

2013-05-25 14:00

Race (7 Laps) started at 14:07:06

Lap	Time of Day	Lap Tm	Diff	S1 Tm	S2 Tm	S3 Tm	Lap	Time of Day	Lap Tm	Diff	S1 Tm	S2 Tm	S3 Tm	
5	14:13:20.312	1:10.829	+0.877											
6	14:14:30.264	1:09.952												
7	14:15:40.775	1:10.511	+0.559											
(57) Maxim SHTOTLAND							1	14:08:40.174	1:31.531					
(25) Mark MOOR														
1	14:08:25.712	1:17.226	+5.512											
2	14:09:39.479	1:13.767	+2.053											
3	14:10:53.381	1:13.902	+2.188											
4	14:12:05.609	1:12.228	+0.514											
5	14:13:18.061	1:12.452	+0.738											
6	14:14:29.775	1:11.714												
7	14:15:42.440	1:12.665	+0.951											
(87) Denis MAVLANOV														
1	14:08:27.850	1:19.360	+7.252											
2	14:09:41.135	1:13.285	+1.177											
3	14:10:55.141	1:14.006	+1.898											
4	14:12:07.613	1:12.472	+0.364											
5	14:13:20.192	1:12.579	+0.471											
6	14:14:32.300	1:12.108												
7	14:15:45.359	1:13.059	+0.951											
(84) Gianfranco MAZZAFERRO														
1	14:08:28.521	1:20.426	+8.328											
2	14:09:42.669	1:14.148	+2.050											
3	14:10:55.924	1:13.255	+1.157											
4	14:12:08.022	1:12.098												
5	14:13:20.826	1:12.804	+0.706											
6	14:14:33.048	1:12.222	+0.124											
7	14:15:45.592	1:12.544	+0.446											
(49) Lorenzo VAN RIET														
1	14:08:23.819	1:15.882	+4.801											
2	14:09:38.161	1:14.342	+3.261											
3	14:10:59.934	1:21.773	+10.692											
4	14:12:11.312	1:11.378	+0.297											
5	14:13:22.393	1:11.081												
6	14:14:34.238	1:11.845	+0.764											
7	14:15:45.603	1:11.365	+0.284											
(83) Michele CANDELA														
1	14:08:33.306	1:24.234	+13.362											
2	14:09:45.791	1:12.485	+1.613											
3	14:10:58.003	1:12.212	+1.340											
4	14:12:10.254	1:12.251	+1.379											
5	14:13:22.140	1:11.886	+1.014											
6	14:14:34.925	1:12.785	+1.913											
7	14:15:45.797	1:10.872												
(53) Teodor MORIN														
1	14:08:32.284	1:24.309	+12.549											
2	14:09:44.499	1:12.215	+0.455											
3	14:10:57.327	1:12.828	+1.068											
4	14:12:09.428	1:12.101	+0.341											
5	14:13:21.700	1:12.272	+0.512											
6	14:14:35.107	1:13.407	+1.647											
7	14:15:46.867	1:11.760												
(81) Nicolas DAPERO														
1	14:08:41.826	1:33.072	+22.134											
2	14:09:53.896	1:12.070	+1.132											
3	14:11:05.389	1:11.493	+0.555											
4	14:12:16.789	1:11.400	+0.462											
5	14:13:28.047	1:11.258	+0.320											
6	14:14:38.985	1:10.938												
7	14:15:50.465	1:11.480	+0.542											



Rotax Euro Challenge 2013 Laghi / Italy

Rotax Juniors

Laghi / Italy 1,256 Km

RACE 12 Qualifying Heat 4 A-D

2013-05-25 14:20

Race (7 Laps) started at 14:24:43

Pos	No.	Name	Nat.	Chassis	Race Team	Laps	Total Tm	Diff	Best Tm	In Lap	km/h	Points
1	8	Guan Yu ZHOU	GBR	Tonykart	Strawberry Racing	7	8:12.439		1:09.809	5	64,771	0
2	40	Jack BARTHOLOMEW	GBR	Tonykart	Coles Racing	7	8:12.593	0.154	1:09.833	5	64,749	2
3	27	Josh PRICE	GBR	Tonykart	Coles Racing	7	8:13.860	1.421	1:09.976	7	64,616	3
4	34	David WOODER	GBR	Alonso	Dan Holland Racing	7	8:15.494	3.055	1:10.097	6	64,505	4
5	78	Lars LAMBORELLE	NLD	Gillard	DFK	7	8:15.958	3.519	1:09.906	6	64,681	5
6	46	Mathias S KRISTENSEN	DNK	Tonykart	RS Competition	7	8:19.038	6.599	1:10.355	6	64,268	6
7	32	Rinus VAN KALMTHOUT	NLD	FA Kart	Team TKP	7	8:20.235	7.796	1:10.431	4	64,199	7
8	86	Juan Manuel CORREA	USA	Praga	Josh Hart Racing	7	8:21.022	8.583	1:10.610	6	64,036	8
9	45	Darren KEANE	USA	Tonykart	Strawberry Racing	7	8:23.999	11.560	1:11.052	4	63,638	9
10	85	Marino SATO	JPN	Praga	Praga Racing Team	7	8:24.597	12.158	1:09.674	6	64,897	10
11	79	Shanaka CLAY	LKA	Tonykart		7	8:25.016	12.577	1:10.977	6	63,705	11
12	39	Philip HAMPRECHT	DEU	Kosmic	Paul Carr Racing	7	8:26.297	13.858	1:09.542	6	65,020	12
13	43	Dominik MUSIATOWICZ	POL	CRG	Wyrzykowski M/Sport	7	8:26.800	14.361	1:10.653	5	63,997	13
14	19	Christopher DREYSPRING	DEU	CRG	TAD Racing	7	8:27.795	15.356	1:10.467	7	64,166	14
15	38	Dennis TIJS	NLD	FA Kart	Team TKP	7	8:28.910	16.471	1:10.287	6	64,331	15
16	71	Edward TANSLEY	GBR	Tonykart	Paul Carr Racing	7	8:31.579	19.140	1:11.115	7	63,582	16
17	59	Dzianis SLAVINSKI	BLR	Zanardi	M Racing	7	8:32.322	19.883	1:11.133	4	63,565	17
18	16	Tomas SALVA	CZE	MS Kart	MS Kart Racing Team	7	8:32.948	20.509	1:10.817	7	63,849	18
19	24	Denise DE ROOIJ	NLD	Tonykart	Torenvliet Motorsport	7	8:34.354	21.915	1:10.834	7	63,834	19
20	68	Yannik BRANDT	CHE	Birel	Spirit Racing	7	8:34.841	22.402	1:10.685	7	63,968	20
21	20	Omar ISMAIL	GBR	Tonykart	Strawberry Racing	7	8:41.112	28.673	1:12.318	6	62,524	21
22	80	Richard VERSCHOOR	NLD	FA Kart	Team TKP	7	8:43.112	30.673	1:12.078	5	62,732	22
23	51	Daniel LOUKO	FIN	Formula K	Fk Racing Team AB Ltd	7	8:43.211	30.772	1:12.163	5	62,658	23
24	73	Antonin TRAMONTIN	FRA	Kosmic	Sonic Racing Kart	7	8:43.724	31.285	1:12.293	4	62,545	24
25	67	Eric STAHL	NLD	Zanardi	G-Star Raw Racing	7	8:51.298	38.859	1:11.606	6	63,146	25

Announcements

These results are provisional until the conclusion of any judicial and technical matters

Started: 25 Classified: 25 Not classified: 0

Margin of Victory	Ø km/h	Best Lap Tm	km/h	Best Lap by
0.154	64,274	1:09.542	65,020	39 - Philip HAMPRECHT

Official Timing www.camp-company.de / www.motorsport-events.se

Orbits

Timekeeping Ingrid and Meik Wagner:

Clerk of the course Nigel Edwards:

www.mylaps.com

Steward (Chairman) Ian Watson:

Chief Scrutineer Paul Klaassen:

Licensed to: Motorsport Events

Printed: 2013-05-25 14:34:39

posted at:

h



Rotax Euro Challenge 2013 Laghi / Italy

Rotax Juniors

Laghi / Italy 1,256 Km

RACE 17 Qualifying Heat 5 A-C

2013-05-25 16:20

Race (7 Laps) started at 16:24:43

Pos	No.	Name	Nat.	Chassis	Race Team	Laps	Total Tm	Diff	Best Tm	In Lap	km/h	Points
1	8	Guan Yu ZHOU	GBR	Tonykart	Strawberry Racing	7	8:13.333		1:09.634	5	64,934	0
2	78	Lars LAMBORELLE	NLD	Gillard	DFK	7	8:15.875	2.542	1:09.838	5	64,744	2
3	22	Connor HALL	GBR	Tonykart	Strawberry Racing	7	8:16.324	2.991	1:09.918	5	64,670	3
4	40	Jack BARTHOLOMEW	GBR	Tonykart	Coles Racing	7	8:16.368	3.035	1:09.695	5	64,877	4
5	85	Marino SATO	JPN	Praga	Praga Racing Team	7	8:16.517	3.184	1:09.774	5	64,804	5
6	46	Mathias S KRISTENSEN	DNK	Tonykart	RS Competition	7	8:18.344	5.011	1:10.169	7	64,439	6
7	38	Dennis TIJS	NLD	FA Kart	Team TKP	7	8:19.044	5.711	1:10.259	6	64,356	7
8	21	Dries VANTHOOR	BEL	Maranello	Maranello Kart	7	8:21.732	8.399	1:10.628	7	64,020	8
9	14	Ralf ARON	EST	Tonykart	Aix Racing Team	7	8:22.109	8.776	1:09.422	7	65,132	9
10	80	Richard VERSCHOOR	NLD	FA Kart	Team TKP	7	8:24.780	11.447	1:10.878	5	63,794	10
11	71	Edward TANSLEY	GBR	Tonykart	Paul Carr Racing	7	8:24.815	11.482	1:10.682	3	63,971	11
12	19	Christopher DREYSPRING	DEU	CRG	TAD Racing	7	8:25.999	12.666	1:10.907	7	63,768	12
13	59	Dzianis SLAVINSKI	BLR	Zanardi	M Racing	7	8:26.338	13.005	1:10.782	7	63,881	13
14	28	Leonard HOOGENBOOM	NLD	FA Kart	Team TKP	7	8:27.440	14.107	1:10.398	7	64,229	14
15	31	Juri VIPS	EST	Tonykart	Strawberry Racing	7	8:27.755	14.422	1:10.142	6	64,464	15
16	76	Rokas BACIUSKA	LTU	Energy	Energy Racing It	7	8:29.567	16.234	1:11.289	4	63,426	16
17	73	Antonin TRAMONTIN	FRA	Kosmic	Sonic Racing Kart	7	8:30.856	17.523	1:10.742	7	63,917	17
18	49	Lorenzo VAN RIET	NLD	Tonykart	Torenvliet M/S	7	8:33.361	20.028	1:10.365	4	64,259	18
19	87	Denis MAVLANOV	RUS		Emilia Kart	7	8:35.658	22.325	1:11.546	6	63,199	19
20	67	Eric STAHL	NLD	Zanardi	G-Star Raw Racing	7	8:37.116	23.783	1:11.539	7	63,205	20
21	41	Damian WISNICKI	POL	Praga	Uniq Racing	7	8:37.206	23.873	1:10.968	4	63,713	21
22	51	Daniel LOUKO	FIN	Formula K	Fk Racing Team AB Ltd	7	8:38.415	25.082	1:12.147	6	62,672	22
23	83	Michele CANDELA	ITA	RK	Laudato Racing	7	8:38.740	25.407	1:11.529	5	63,214	23
24	18	Clement NOVALAK	CHE	Tonykart	TK Racing	7	8:39.296	25.963	1:10.960	7	63,720	24
25	55	Thomas ISSA	JAM	Tonykart	Strawberry Racing	7	8:43.175	29.842	1:10.924	7	63,753	25

Announcements

These results are provisional until the conclusion of any judicial and technical matters

Started: 25 Classified: 25 Not classified: 0

Margin of Victory	Ø km/h	Best Lap Tm	km/h	Best Lap by
2.542	64,158	1:09.422	65,132	14 - Ralf ARON

Official Timing www.camp-company.de / www.motorsport-events.se

Orbits

Timekeeping Ingrid and Meik Wagner:

Clerk of the course Nigel Edwards:

www.mylaps.com

Steward (Chairman) Ian Watson:

Chief Scrutineer Paul Klaassen:

Licensed to: Motorsport Events

Printed: 2013-05-25 16:35:21

posted at:

h



Rotax Euro Challenge 2013 Laghi / Italy

Rotax Juniors

Laghi / Italy 1,256 Km

RACE 18 Qualifying Heat 6 B-D **-NEW-**

2013-05-25 16:40

Race (7 Laps) started at 16:44:20

Pos	No.	Name	Nat.	Chassis	Race Team	Laps	Total Tm	Diff	Best Tm	In Lap	km/h	Points
1	27	Josh PRICE	GBR	Tonykart	Coles Racing	7	8:10.848		1:09.766	3	64,811	0
2	34	David WOODER	GBR	Alonso	Dan Holland Racing	7	8:15.914	5.066	1:09.635	7	64,933	2
3	77	Max TIMMERMANS	BEL	FA Kart	Team TKP	7	8:16.406	5.558	1:09.579	4	64,985	3
4	12	Thomas PREINING	AUT	Tonykart	Protrain Racing	7	8:19.201	8.353	1:10.334	3	64,288	4
5	44	Jack MCCARTHY	GBR	Tonykart	RL Racing Dept UK	7	8:19.916	9.068	1:10.252	5	64,363	5
6	39	Philip HAMPRECHT	DEU	Kosmic	Paul Carr Racing	7	8:20.233	9.385	1:10.212	5	64,399	6
7	32	Rinus VAN KALMTHOUT	NLD	FA Kart	Team TKP	7	8:20.613	9.765	1:10.477	5	64,157	7
8	16	Tomas SALVA	CZE	MS Kart	MS Kart Racing Team	7	8:21.502	10.654	1:10.591	5	64,053	8
9	86	Juan Manuel CORREA	USA	Praga	Josh Hart Racing	7	8:22.106	11.258	1:10.587	4	64,057	9
10	52	Lando NORRIS	GBR	Tonykart	RL Racing Dept UK	7	8:24.340	13.492	1:09.932	6	64,657	10
11	47	Deniz BECKERS	NLD	Topkart	Slangen Karting	7	8:25.010	14.162	1:10.970	3	63,711	11
12	17	Jai NIIJAR	GBR	Tonykart	Chris Rogers M/Sport	7	8:26.536	15.688	1:10.360	5	64,264	12
13	33	Berkay BESLER	TUR	Tonykart	DNR Racing/Bouvin	7	8:27.336	16.488	1:10.742	6	63,917	13
14	24	Denise DE ROOIJ	NLD	Tonykart	Torenvliet Motorsport	7	8:28.407	17.559	1:11.105	5	63,590	14
15	25	Mark MOOR	EST	Tonykart	Aix Racing Team	7	8:30.438	19.590	1:11.597	3	63,153	15
16	20	Omar ISMAIL	GBR	Tonykart	Strawberry Racing	7	8:31.871	21.023	1:11.876	5	62,908	16
17	79	Shanaka CLAY	LKA	Tonykart		7	8:33.472	22.624	1:10.402	7	64,225	17
18	45	Darren KEANE	USA	Tonykart	Strawberry Racing	7	8:35.304	24.456	1:11.230	5	63,479	18
19	68	Yannik BRANDT	CHE	Birel	Spirit Racing	7	8:36.877	26.029	1:11.024	5	63,663	19
20	53	Teodor MORIN	SWE	Kosmic	Morin Racing	7	8:38.557	27.709	1:12.064	7	62,744	20
21	57	Maxim SHTOTLAND	RUS	Tonykart	Mayak Rotax	7	8:38.609	27.761	1:12.302	7	62,538	21
22	81	Nicolas DAPERO	ARG	Praga	Uniq Racing	7	8:39.543	28.695	1:11.931	4	62,860	22
23	84	Gianfranco MAZZAFERRO	CAN	FA Kart	Team TKP	2	2:31.742	5 Laps	1:13.501	2	61,518	23
Not classified												
DQ	43	Dominik MUSIATOWICZ	POL	CRG	Wyrzykowski M/Sport	7	8:26.108	DQ	1:10.791	4	63,873	27

Announcements

These results are provisional until the conclusion of any judicial and technical matters

Started: 24 Classified: 23 Not classified: 1

No. 43 excluded from Heat B-D / reason technical non conformity

Margin of Victory	Ø km/h	Best Lap Tm	km/h	Best Lap by
5.066	64,483	1:09.579	64,985	77 - Max TIMMERMANS

Official Timing www.camp-company.de / www.motorsport-events.se

Orbits

Timekeeping Ingrid and Meik Wagner:

Clerk of the course Nigel Edwards:

www.mylaps.com

Steward (Chairman) Ian Watson:

Chief Scrutineer Paul Klaassen:

Licensed to: Motorsport Events

Printed: 2013-05-25 18:12:55

posted at:

h



Rotax Euro Challenge 2013 Laghi / Italy

Rotax Juniors

Laghi / Italy 1,256 Km

RACE 18 Qualifying Heat 6 B-D

2013-05-25 16:40

Race (7 Laps) started at 16:44:20

Lap	Time of Day	Lap Tm	Diff	S1 Tm	S2 Tm	S3 Tm
5	16:50:25.759	1:11.105		25.398	18.582	27.125
6	16:51:37.361	1:11.602	+0.497	25.256	18.665	27.681
7	16:52:48.776	1:11.415	+0.310	25.401	18.715	27.299

(25) Mark MOOR

1	16:45:36.989	1:14.678	+3.081	27.568	19.312	27.798
2	16:46:49.388	1:12.399	+0.802	26.223	18.983	27.193
3	16:48:00.985	1:11.597		25.625	18.618	27.354
4	16:49:14.814	1:13.829	+2.232	25.949	19.359	28.521
5	16:50:27.155	1:12.341	+0.744	26.477	18.580	27.284
6	16:51:38.787	1:11.632	+0.035	25.479	18.674	27.479
7	16:52:50.807	1:12.020	+0.423	25.968	18.706	27.346

(20) Omar ISMAIL

1	16:45:37.820	1:16.519	+4.643	29.450	18.944	28.125
2	16:46:50.503	1:12.683	+0.807	26.061	18.812	27.810
3	16:48:03.937	1:13.434	+1.558	27.097	19.109	27.228
4	16:49:15.841	1:11.904	+0.028	26.046	18.661	27.197
5	16:50:27.717	1:11.876		25.707	18.749	27.420
6	16:51:39.781	1:12.064	+0.188	25.633	18.926	27.505
7	16:52:52.240	1:12.459	+0.583	26.019	18.988	27.452

(79) Shanaka CLAY

1	16:45:43.683	1:22.520	+12.118	36.879	18.635	27.006
2	16:46:55.338	1:11.655	+1.253	25.407	18.608	27.640
3	16:48:08.109	1:12.771	+2.369	26.567	18.892	27.312
4	16:49:20.102	1:11.993	+1.591	25.575	18.686	27.732
5	16:50:31.029	1:10.927	+0.525	25.362	18.436	27.129
6	16:51:43.439	1:12.410	+2.008	26.945	18.668	26.797
7	16:52:53.841	1:10.402		25.193	18.438	26.771

(45) Darren KEANE

1	16:45:39.281	1:17.780	+6.550	31.145	18.998	27.637
2	16:46:53.160	1:13.879	+2.649	26.620	19.751	27.508
3	16:48:05.493	1:12.333	+1.103	25.895	18.973	27.465
4	16:49:19.971	1:14.478	+3.248	26.041	18.655	29.782
5	16:50:31.201	1:11.230		25.014	18.421	27.795
6	16:51:43.949	1:12.748	+1.518	25.985	18.458	28.305
7	16:52:55.673	1:11.724	+0.494	25.429	18.922	27.373

(68) Yannik BRANDT

1	16:45:40.434	1:18.119	+7.095	30.728	19.573	27.818
2	16:46:54.199	1:13.765	+2.741	25.558	19.649	28.558
3	16:48:05.805	1:11.606	+0.582	25.276	19.323	27.007
4	16:49:17.368	1:11.563	+0.539	25.593	18.974	26.996
5	16:50:28.392	1:11.024		25.489	18.293	27.242
6	16:51:39.849	1:11.457	+0.433	25.642	18.555	27.260
7	16:52:57.246	1:17.397	+6.373	26.206	19.010	32.181

(53) Teodor MORIN

1	16:45:41.387	1:19.660	+7.596	32.549	19.191	27.920
2	16:46:55.296	1:13.909	+1.845	26.608	19.112	28.189
3	16:48:08.051	1:12.755	+0.691	26.512	18.740	27.503
4	16:49:21.139	1:13.088	+1.024	25.537	19.244	28.307
5	16:50:33.776	1:12.637	+0.573	26.103	18.792	27.742
6	16:51:46.862	1:13.086	+1.022	25.656	18.254	29.176
7	16:52:58.926	1:12.064		25.717	18.982	27.365

(57) Maxim SHTOTLAND

1	16:45:38.590	1:16.113	+3.811	29.266	18.818	28.029
2	16:46:54.958	1:16.368	+4.066	26.511	21.012	28.845
3	16:48:07.626	1:12.668	+0.366	25.899	18.859	27.910
4	16:49:20.794	1:13.168	+0.866	25.962	18.387	28.819
5	16:50:33.684	1:12.890	+0.588	26.277	18.632	27.981
6	16:51:46.676	1:12.992	+0.690	26.142	19.123	27.727
7	16:52:58.978	1:12.302		25.721	18.862	27.719

Lap	Time of Day	Lap Tm	Diff	S1 Tm	S2 Tm	S3 Tm
(81) Nicolas DAPERO						
1	16:45:40.944	1:18.377	+6.446	29.891	20.171	28.315
2	16:46:55.390	1:14.446	+2.515	26.025	19.293	29.128
3	16:48:09.522	1:14.132	+2.201	26.530	19.563	28.039
4	16:49:21.453	1:11.931		25.640	18.901	27.390
5	16:50:34.623	1:13.170	+1.239	25.919	19.071	28.180
6	16:51:47.594	1:12.971	+1.040	26.002	19.256	27.713
7	16:52:59.912	1:12.318	+0.387	25.624	19.110	27.584

(84) Gianfranco MAZZAFERRO

1	16:45:38.610	1:16.571	+3.070	28.355	19.196	29.020
2	16:46:52.111	1:13.501		25.854	18.742	28.905



Rotax Euro Challenge 2013

Rotax Max Juniors

Laghi / Italy

Ranking after Heats

Pos.	No.	Firstname	Lastname	Nat.	Chassis	Race Team	QP	Points	Diff.	A-B	C-D	B-C	A-D	A-C	B-D
1	8	Guan Yu	ZHOU	GBR	Tonykart	Strawberry Racing	5	3		3	--	--	0	0	--
2	27	Josh	PRICE	GBR	Tonykart	Coles Racing	4	5	-2	--	2	--	3	--	0
3	40	Jack	BARTHOLOMEW	GBR	Tonykart	Coles Racing	1	8	-5	2	--	--	2	4	--
4	52	Lando	NORRIS	GBR	Tonykart	RL Racing Dept UK	6	10	-7	0	--	0	--	--	10
5	12	Thomas	PREINING	AUT	Tonykart	Protrain Racing	2	13	-10	5	--	4	--	--	4
6	78	Lars	LAMBORELLE	NLD	Gillard	DFK	17	13	-10	6	--	--	5	2	--
7	22	Connor	HALL	GBR	Tonykart	Strawberry Racing	3	14	-11	--	3	8	--	3	--
8	31	Juri	VIPS	EST	Tonykart	Strawberry Racing	7	17	-14	--	0	2	--	15	--
9	32	Rinus	VAN KALMTHOU	NLD	FA Kart	Team TKP	8	19	-16	--	5	--	7	--	7
10	34	David	WOODER	GBR	Alonso	Dan Holland Racing	12	19	-16	--	13	--	4	--	2
11	14	Ralf	ARON	EST	Tonykart	Aix Racing Team	19	19	-16	--	4	6	--	9	--
12	77	Max	TIMMERMANS	BEL	FA Kart	Team TKP	26	19	-16	9	--	7	--	--	3
13	46	Mathias S	KRISTENSEN	DNK	Tonykart	RS Competition	21	20	-17	8	--	--	6	6	--
14	17	Jai	NIJAR	GBR	Tonykart	Chris Rogers M/Sport	18	25	-22	10	--	3	--	--	12
15	38	Dennis	TIJS	NLD	FA Kart	Team TKP	25	26	-23	4	--	--	15	7	--
16	21	Dries	VANTHOOR	BEL	Maranello	Maranello Kart	27	27	-24	--	6	13	--	8	--
17	85	Marino	SATO	JPN	Praga	Praga Racing Team	9	28	-25	13	--	--	10	5	--
18	44	Jack	MCCARTHY	GBR	Tonykart	RL Racing Dept UK	10	28	-25	18	--	5	--	--	5
19	39	Philip	HAMPRECHT	DEU	Kosmic	Paul Carr Racing	16	29	-26	--	11	--	12	--	6
20	47	Deniz	BECKERS	NLD	Topkart	Slangen Karting	22	30	-27	7	--	12	--	--	11
21	86	Juan Manu	CORREA	USA	Praga	Josh Hart Racing	28	33	-30	--	16	--	8	--	9
22	33	Berkay	BESLER	TUR	Tonykart	DNR Racing/Bouvin	14	35	-32	11	--	11	--	--	13
23	16	Tomas	SALVA	CZE	MS Kart	MS Kart Racing Team	36	36	-33	--	10	--	18	--	8
24	19	Christopher	DREYSPRING	DEU	CRG	TAD Racing	29	38	-35	12	--	--	14	12	--
25	41	Damian	WISNICKI	POL	Praga	Uniq Racing	35	40	-37	--	9	10	--	21	--
26	71	Edward	TANSLEY	GBR	Tonykart	Paul Carr Racing	33	43	-40	16	--	--	16	11	--
27	49	Lorenzo	VAN RIET	NLD	Tonykart	Torenvliet M/S	31	44	-41	--	7	19	--	18	--
28	79	Shanaka	CLAY	LKA	Tonykart	Team TKP	20	45	-42	--	17	--	11	--	17
Position 1 -28 qualified for Prefinal															
29	20	Omar	ISMAIL	GBR	Tonykart	Strawberry Racing	24	45	-42	--	8	--	21	--	16
30	76	Rokas	BACIUSKA	LTU	Energy	Energy Racing It	43	45	-42	--	15	14	--	16	--
31	80	Richard	VERSCHOOR	NLD	FA Kart	Team TKP	13	46	-43	14	--	--	22	10	--
32	45	Darren	KEANE	USA	Tonykart	Strawberry Racing	32	46	-43	--	19	--	9	--	18
33	24	Denise	DE ROOIJ	NLD	Tonykart	Torenvliet Motorsport	40	47	-44	--	14	--	19	--	14
34	18	Clement	NOVALAK	CHE	Tonykart	TK Racing	23	51	-48	--	12	15	--	24	--
35	25	Mark	MOOR	EST	Tonykart	Aix Racing Team	38	52	-49	21	--	16	--	--	15
36	59	Dzianis	SLAVINSKI	BLR	Zanardi	M Racing	41	52	-49	22	--	--	17	13	--
37	55	Thomas	ISSA	JAM	Tonykart	Strawberry Racing	15	56	-53	--	22	9	--	25	--
38	84	Gianfranco	MAZZAFERRO	CAN	FA Kart	Team TKP	34	56	-53	15	--	18	--	--	23
39	43	Dominik	MUSIATOWICZ	POL	CRG	Wyrzykowski M/Sport	44	58	-55	--	18	--	13	--	27
40	87	Denis	MAVLANOV	RUS		Emilia Kart	39	59	-56	--	23	17	--	19	--
41	68	Yannik	BRANDT	CHE	Birel	Spirit Racing	48	59	-56	--	20	--	20	--	19
42	28	Leonard	HOOGENBOOM	NLD	FA Kart	Team TKP	11	62	-59	--	24	24	--	14	--

Announcements:

These results are provisional until the conclusion of any judicial and technical matters

Clerk of the course Nigel Edwards:

Stewards (Chairman) Ian Watson:

Timekeeping Ingrid/Meik Wagner:

Scrutineer Paul Klaassen:

Printed: 2013-05-25 19:12

Posted at: h



Rotax Euro Challenge 2013

Rotax Max Juniors

Laghi / Italy

Ranking after Heats

Pos.	No.	Firstname	Lastname	Nat.	Chassis	Race Team	QP	Points	Diff.	A-B	C-D	B-C	A-D	A-C	B-D
43	67	Eric	STAHL	NLD	Zanardi	G-Star Raw Racing	37	62	-59	17	--	--	25	20	--
44	57	Maxim	SHTOTLAND	RUS	Tonykart	Mayak Rotax	42	64	-61	20	--	23	--	--	21
45	51	Daniel	LOUKO	FIN	Formula K	Fk Racing Team AB Ltd	45	64	-61	19	--	--	23	22	--
46	83	Michele	CANDELA	ITA	RK	Laudato Racing	47	64	-61	--	21	20	--	23	--
47	53	Teodor	MORIN	SWE	Kosmic	Morin Racing	30	65	-62	24	--	21	--	--	20
48	73	Antonin	TRAMONTIN	FRA	Kosmic	Sonic Racing Kart	49	66	-63	25	--	--	24	17	--
49	81	Nicolas	DAPERO	ARG	Praga	Uniq Racing	46	67	-64	23	--	22	--	--	22

Position 29-62 qualified for Second Chance Heat

Announcements:

----- These results are provisional until the conclusion of any judicial and technical matters -----

Clerk of the course Nigel Edwards:

Stewards (Chairman) Ian Watson:

Timekeeping Ingrid/Meik Wagner:

Scrutineer Paul Klaassen:

Printed: 2013-05-25 19:12

Posted at: h

Rotax Euro Challenge 2013
 Class: Rotax Max Juniors
 Date/Time: 2013-05-26 10:30

Track: Laghi / Italy
 Heat: Second Chance Heat
 Laps: 7

Edition 1

	17	
33		34
	16	
31		32
	15	
29		30
	14	
27		28
	13	
25		26
	12	
23		24
Nicolas DAPERO	11	
81		22
Points 67 Quali Rank 46		Antonin TRAMONTIN
21	10	73
Teodor MORIN		Points 66 Quali Rank 49
53		20
Points 65 Quali Rank 30		Michele CANDELA
19	9	83
Daniel LOUKO		Points 64 Quali Rank 47
51		18
Points 64 Quali Rank 45		Maxim SHTOTLAND
17	8	57
Eric STAHL		Points 64 Quali Rank 42
67		16
Points 62 Quali Rank 37		Leonard HOOGENBOOM
15	7	28
Yannik BRANDT		Points 62 Quali Rank 11
68		14
Points 59 Quali Rank 48		Denis MAVLANOV
13	6	87
Dominik MUSIATOWICZ		Points 59 Quali Rank 39
43		12
Points 58 Quali Rank 44		Gianfranco MAZZAFERRO
11	5	84
Thomas ISSA		Points 56 Quali Rank 34
55		10
Points 56 Quali Rank 15		Dzianis SLAVINSKI
9	4	59
Mark MOOR		Points 52 Quali Rank 41
25		8
Points 52 Quali Rank 38		Clement NOVALAK
7	3	18
Denise DE ROOIJ		Points 51 Quali Rank 23
24		6
Points 47 Quali Rank 40		Darren KEANE
5	2	45
Richard VERSCHOOR		Points 46 Quali Rank 32
80		4
Points 46 Quali Rank 13		Rokas BACIUSKA
3	1	76
Omar ISMAIL		Points 45 Quali Rank 43
20		2
Points 45 Quali Rank 24		
1	Row	

Pole Position

Clerk of the course Nigel Edwards:
 Stewards (Chairman) Ian Watson:

Scrutineer Paul Klaassen:
 Timekeeping Ingrid/Meik Wagner:



Rotax Euro Challenge 2013 Laghi / Italy

Rotax Juniors

Laghi / Italy 1,256 Km

Warm up qualified 29-62

2013-05-26 09:10

Practice (5:00 Time) started at 9:10:01

Pos	No.	Name	Nat.	Chassis	Race Team	Laps	Best Tm	Diff	Gap In Lap	km/h
1	28	Leonard HOOGENBOOM	NLD	FA Kart	Team TKP	5	54.786			82,532
2	80	Richard VERSCHOOR	NLD	FA Kart	Team TKP	5	55.138	0.352	0.352	82,005
3	55	Thomas ISSA	JAM	Tonykart	Strawberry Racing	5	55.200	0.414	0.062	81,913
4	43	Dominik MUSIATOWICZ	POL	CRG	Wyrzykowski M/Sport	5	55.546	0.760	0.346	81,403
5	76	Rokas BACIUSKA	LTU	Energy	Energy Racing It	5	55.597	0.811	0.051	81,328
6	45	Darren KEANE	USA	Tonykart	Strawberry Racing	5	55.636	0.850	0.039	81,271
7	18	Clement NOVALAK	CHE	Tonykart	TK Racing	5	55.786	1.000	0.150	81,053
8	67	Eric STAHL	NLD	Zanardi	G-Star Raw Racing	5	55.799	1.013	0.013	81,034
9	53	Teodor MORIN	SWE	Kosmic	Morin Racing	5	55.826	1.040	0.027	80,995
10	84	Gianfranco MAZZAFERRO	CAN	FA Kart	Team TKP	4	56.127	1.341	0.301	80,560
11	87	Denis MAVLANOV	RUS		Emilia Kart	5	56.179	1.393	0.052	80,486
12	25	Mark MOOR	EST	Tonykart	Aix Racing Team	5	56.479	1.693	0.300	80,058
13	20	Omar ISMAIL	GBR	Tonykart	Strawberry Racing	5	56.590	1.804	0.111	79,901
14	24	Denise DE ROOIJ	NLD	Tonykart	Torenvliet Motorsport	5	56.632	1.846	0.042	79,842
15	81	Nicolas DAPERIO	ARG	Praga	Uniq Racing	4	56.775	1.989	0.143	79,641
16	59	Dzianis SLAVINSKI	BLR	Zanardi	M Racing	2	57.186	2.400	0.411	79,068
17	68	Yannik BRANDT	CHE	Birel	Spirit Racing	4	57.533	2.747	0.347	78,591
18	51	Daniel LOUKO	FIN	Formula K	Fk Racing Team AB Ltd	3	57.834	3.048	0.301	78,182
19	57	Maxim SHTOTLAND	RUS	Tonykart	Mayak Rotax	4	57.853	3.067	0.019	78,157
20	83	Michele CANDELA	ITA	RK	Laudato Racing	4	57.925	3.139	0.072	78,060
21	73	Antonin TRAMONTIN	FRA	Kosmic	Sonic Racing Kart	2	58.349	3.563	0.424	77,492



Rotax Euro Challenge 2013 Laghi / Italy

Rotax Juniors

Laghi / Italy 1,256 Km

Warm up qualified 29-62

2013-05-26 09:10

Practice (5:00 Time) started at 9:10:01

Lap	Time of Day	Lap Tm	Diff	S1 Tm	S2 Tm	S3 Tm	Lap	Time of Day	Lap Tm	Diff	S1 Tm	S2 Tm	S3 Tm
1	9:11:59.350	58.349		20.398	15.687	22.264							
2	9:13:50.559	1:51.209	+52.860	20.829	14.736	23.861							

Timekeeping Ingrid and Meik Wagner:

Clerk of the course Nigel Edwards:

Steward (Chairman) Ian Watson:

Chief Scrutineer Paul Klaassen:

www.mylaps.com

Licensed to: Motorsport Events



Rotax Euro Challenge 2013 Laghi / Italy

Rotax Juniors

Laghi / Italy 1,256 Km

Warm up qualified 1-28

2013-05-26 09:40

Practice (5:00 Time) started at 9:40:00

Pos	No.	Name	Nat.	Chassis	Race Team	Laps	Best Tm	Diff	Gap In Lap	km/h
1	22	Connor HALL	GBR	Tonykart	Strawberry Racing	5	51.281			5 88,173
2	52	Lando NORRIS	GBR	Tonykart	RL Racing Dept UK	5	51.494	0.213	0.213	4 87,808
3	27	Josh PRICE	GBR	Tonykart	Coles Racing	5	51.517	0.236	0.023	5 87,769
4	8	Guan Yu ZHOU	GBR	Tonykart	Strawberry Racing	5	51.524	0.243	0.007	5 87,757
5	31	Juri VIPS	EST	Tonykart	Strawberry Racing	5	51.566	0.285	0.042	5 87,686
6	77	Max TIMMERMANS	BEL	FA Kart	Team TKP	5	51.587	0.306	0.021	5 87,650
7	39	Philip HAMPRECHT	DEU	Kosmic	Paul Carr Racing	5	51.600	0.319	0.013	5 87,628
8	40	Jack BARTHOLOMEW	GBR	Tonykart	Coles Racing	5	51.658	0.377	0.058	5 87,530
9	14	Ralf ARON	EST	Tonykart	Aix Racing Team	5	51.806	0.525	0.148	5 87,279
10	34	David WOODER	GBR	Alonso	Dan Holland Racing	5	51.839	0.558	0.033	5 87,224
11	78	Lars LAMBORELLE	NLD	Gillard	DFK	5	51.867	0.586	0.028	5 87,177
12	16	Tomas SALVA	CZE	MS Kart	MS Kart Racing Team	5	51.999	0.718	0.132	5 86,956
13	49	Lorenzo VAN RIET	NLD	Tonykart	Torenvliet M/S	5	52.000	0.719	0.001	5 86,954
14	44	Jack MCCARTHY	GBR	Tonykart	RL Racing Dept UK	5	52.003	0.722	0.003	4 86,949
15	12	Thomas PREINING	AUT	Tonykart	Protrain Racing	5	52.020	0.739	0.017	5 86,920
16	47	Deniz BECKERS	NLD	Topkart	Slangen Karting	5	52.034	0.753	0.014	4 86,897
17	21	Dries VANTHOOR	BEL	Maranello	Maranello Kart	5	52.067	0.786	0.033	5 86,842
18	19	Christopher DREYSPRING	DEU	CRG	TAD Racing	5	52.109	0.828	0.042	3 86,772
19	71	Edward TANSLEY	GBR	Tonykart	Paul Carr Racing	5	52.111	0.830	0.002	5 86,769
20	46	Mathias S KRISTENSEN	DNK	Tonykart	RS Competition	5	52.142	0.861	0.031	5 86,717
21	17	Jai NIIJAR	GBR	Tonykart	Chris Rogers M/Sport	4	52.258	0.977	0.116	4 86,525
22	85	Marino SATO	JPN	Praga	Praga Racing Team	5	52.303	1.022	0.045	5 86,450
23	38	Dennis TIJS	NLD	FA Kart	Team TKP	4	52.376	1.095	0.073	4 86,330
24	33	Berkay BESLER	TUR	Tonykart	DNR Racing/Bouvin	5	52.395	1.114	0.019	3 86,298
25	32	Rinus VAN KALMTHOUT	NLD	FA Kart	Team TKP	4	52.581	1.300	0.186	3 85,993
26	79	Shanaka CLAY	LKA	Tonykart		5	52.588	1.307	0.007	3 85,982
27	86	Juan Manuel CORREA	USA	Praga	Josh Hart Racing	5	52.622	1.341	0.034	2 85,926
28	41	Damian WISNICKI	POL	Praga	Uniq Racing	5	52.898	1.617	0.276	4 85,478

Timekeeping Ingrid and Meik Wagner:

Clerk of the course Nigel Edwards:

www.mylaps.com

Steward (Chairman) Ian Watson:

Chief Scrutineer Paul Klaassen:

Licensed to: Motorsport Events



Rotax Euro Challenge 2013 Laghi / Italy

Rotax Juniors

Laghi / Italy 1,256 Km

Warm up qualified 1-28

2013-05-26 09:40

Practice (5:00 Time) started at 9:40:00

Lap	Time of Day	Lap Tm	Diff	S1 Tm	S2 Tm	S3 Tm	Lap	Time of Day	Lap Tm	Diff	S1 Tm	S2 Tm	S3 Tm
5	9:45:28.668	52.111		17.810	13.876	20.425							
(46) Mathias S KRISTENSEN													
1	9:41:51.913	53.084	+0.942	18.437	14.088	20.559							
2	9:42:44.530	52.617	+0.475	18.110	14.081	20.426							
3	9:43:37.190	52.660	+0.518	18.028	13.883	20.749							
4	9:44:31.422	54.232	+2.090	18.736	14.905	20.591							
5	9:45:23.564	52.142		17.937	13.951	20.254							
(17) Jai NIIJAR													
1	9:42:18.624	53.395	+1.137	18.605	14.130	20.660							
2	9:43:17.384	58.760	+6.502	18.098	14.037	26.625							
3	9:44:10.730	53.346	+1.088	18.906	14.009	20.431							
4	9:45:02.988	52.258		17.867	13.884	20.507							
(85) Marino SATO													
1	9:41:45.951	53.021	+0.718	18.371	14.114	20.536							
2	9:42:39.038	53.087	+0.784	18.486	14.321	20.280							
3	9:43:32.712	53.674	+1.371	18.030	14.905	20.739							
4	9:44:25.151	52.439	+0.136	18.113	13.849	20.477							
5	9:45:17.454	52.303		18.130	13.811	20.362							
(38) Dennis TIJS													
1	9:42:25.350	52.888	+0.512	18.340	14.017	20.531							
2	9:43:17.839	52.489	+0.113	18.098	13.875	20.516							
3	9:44:10.243	52.404	+0.028	18.039	13.883	20.482							
4	9:45:02.619	52.376		17.964	13.815	20.597							
(33) Berkay BESLER													
1	9:41:53.541	53.147	+0.752	18.384	14.160	20.603							
2	9:42:46.265	52.724	+0.329	18.083	14.080	20.561							
3	9:43:38.660	52.395		18.086	13.796	20.513							
4	9:44:32.033	53.373	+0.978	17.840	14.221	21.312							
5	9:45:25.725	53.692	+1.297	19.445	13.860	20.387							
(32) Rinus VAN KALMTHOUT													
1	9:42:24.573	52.856	+0.275	18.421	14.038	20.397							
2	9:43:17.492	52.919	+0.338	18.045	14.017	20.857							
3	9:44:10.073	52.581		18.058	13.981	20.542							
4	9:45:04.113	54.040	+1.459	17.934	13.912	22.194							
(79) Shanaka CLAY													
1	9:41:54.346	53.036	+0.448	18.312	13.941	20.783							
2	9:42:47.044	52.698	+0.110	18.122	13.953	20.623							
3	9:43:39.632	52.588		17.951	13.960	20.677							
4	9:44:32.428	52.796	+0.208	17.914	14.046	20.836							
5	9:45:25.168	52.740	+0.152	18.483	13.939	20.318							
(86) Juan Manuel CORREA													
1	9:41:53.835	53.096	+0.474	18.408	14.131	20.557							
2	9:42:46.457	52.622		18.122	14.093	20.407							
3	9:43:39.116	52.659	+0.037	18.068	13.850	20.741							
4	9:44:32.103	52.987	+0.365	17.953	13.957	21.077							
5	9:45:24.849	52.746	+0.124	18.618	13.868	20.260							
(41) Damian WISNICKI													
1	9:41:52.373	53.444	+0.546	18.527	14.122	20.795							
2	9:42:45.785	53.412	+0.514	18.312	14.478	20.622							
3	9:43:39.406	53.621	+0.723	18.079	13.998	21.544							
4	9:44:32.304	52.898		17.971	13.992	20.935							
5	9:45:25.534	53.230	+0.332	18.875	13.853	20.502							



Rotax Euro Challenge 2013 Laghi / Italy

Rotax Juniors

Laghi / Italy 1,256 Km

Second Chance Heat

2013-05-26 10:30

Race (7 Laps) started at 10:32:23

Pos	No.	Name	Nat.	Chassis	Race Team	Laps	Total Tm	Diff	Best Tm	In Lap	km/h	Points
1	45	Darren KEANE	USA	Tonykart	Strawberry Racing	7	6:04.768		51.428	4	87,921	0
2	28	Leonard HOOGENBOOM	NLD	FA Kart	Team TKP	7	6:04.829	0.061	50.971	4	88,709	0
3	20	Omar ISMAIL	GBR	Tonykart	Strawberry Racing	7	6:05.184	0.416	51.596	7	87,635	0
4	80	Richard VERSCHOOR	NLD	FA Kart	Team TKP	7	6:05.312	0.544	51.451	4	87,882	0
5	76	Rokas BACIUSKA	LTU	Energy	Energy Racing It	7	6:05.842	1.074	51.546	6	87,720	0
6	24	Denise DE ROOIJ	NLD	Tonykart	Torenvliet Motorsport	7	6:06.468	1.700	51.638	5	87,563	0
7	43	Dominik MUSIATOWICZ	POL	CRG	Wyrzykowski M/Sport	7	6:08.409	3.641	51.625	5	87,585	0
8	59	Dzianis SLAVINSKI	BLR	Zanardi	M Racing	7	6:08.850	4.082	51.431	7	87,916	0
9	87	Denis MAVLANOV	RUS		Emilia Kart	7	6:09.946	5.178	51.615	5	87,602	0
10	55	Thomas ISSA	JAM	Tonykart	Strawberry Racing	7	6:14.591	9.823	51.011	5	88,640	0
11	81	Nicolas DAPERO	ARG	Praga	Uniq Racing	7	6:15.343	10.575	52.454	4	86,201	0
12	51	Daniel LOUKO	FIN	Formula K	Fk Racing Team AB Ltd	7	6:15.535	10.767	51.987	3	86,976	0
13	83	Michele CANDELA	ITA	RK	Laudato Racing	7	6:17.604	12.836	51.971	5	87,002	0
14	68	Yannik BRANDT	CHE	Birel	Spirit Racing	7	6:18.369	13.601	52.037	7	86,892	0
15	25	Mark MOOR	EST	Tonykart	Aix Racing Team	7	6:19.584	14.816	51.670	3	87,509	0
16	73	Antonin TRAMONTIN	FRA	Kosmic	Sonic Racing Kart	7	6:25.610	20.842	52.209	5	86,606	0
17	18	Clement NOVALAK	CHE	Tonykart	TK Racing	2	1:49.571	5 Laps	51.746	2	87,381	0
18	53	Teodor MORIN	SWE	Kosmic	Morin Racing	1	1:02.622	6 Laps	1:01.285	1	73,780	0
19	84	Gianfranco MAZZAFERRO	CAN	FA Kart	Team TKP		0.308	7 Laps		0	-	0
20	67	Eric STAHL	NLD	Zanardi	G-Star Raw Racing		1.006	7 Laps		0	-	0
Not classified												
DNS	57	Maxim SHTOTLAND	RUS	Tonykart	Mayak Rotax			DNS		0	-	0

Announcements

These results are provisional until the conclusion of any judicial and technical matters

Started: 20 Classified: 20 Not classified: 0

Margin of Victory	Ø km/h	Best Lap Tm	km/h	Best Lap by
0.061	86,771	50.971	88,709	28 - Leonard HOOGENBOOM

Official Timing www.camp-company.de / www.motorsport-events.se

Orbits

Timekeeping Ingrid and Meik Wagner:

Clerk of the course Nigel Edwards:

www.mylaps.com

Steward (Chairman) Ian Watson:

Chief Scrutineer Paul Klaassen:

Licensed to: Motorsport Events

Printed: 2013-05-26 10:42:06

posted at:

h



Rotax Euro Challenge 2013 Laghi / Italy

Rotax Juniors

Laghi / Italy 1,256 Km

Second Chance Heat

2013-05-26 10:30

Race (7 Laps) started at 10:32:23

Table with 13 columns: Lap, Time of Day, Lap Tm, Diff, S1 Tm, S2 Tm, S3 Tm. It lists race results for drivers including Darren KEANE, Leonard HOOGENBOOM, Omar ISMAIL, Richard VERSCHOOR, Rokas BACIUSKA, Denise DE ROOIJ, Dominik MUSIATOWICZ, Dzianis SLAVINSKI, Denis MAVLANOV, Thomas ISSA, Nicolas DAPERO, Daniel LOUKO, Michele CANDELA, Yannik BRANDT, and Mark MOOR.

Timekeeping Ingrid and Meik Wagner:

Clerk of the course Nigel Edwards:

www.mylaps.com

Steward (Chairman) Ian Watson:

Chief Scrutineer Paul Klaassen:

Licensed to: Motorsport Events



Rotax Euro Challenge 2013 Laghi / Italy

Rotax Juniors

Laghi / Italy 1,256 Km

Second Chance Heat

2013-05-26 10:30

Race (7 Laps) started at 10:32:23

Lap	Time of Day	Lap Tm	Diff	S1 Tm	S2 Tm	S3 Tm	Lap	Time of Day	Lap Tm	Diff	S1 Tm	S2 Tm	S3 Tm
5	10:36:56.530	51.762	+0.092	17.981	13.865	19.916							
6	10:37:48.225	51.695	+0.025	17.841	13.854	20.000							
7	10:38:43.148	54.923	+3.253	17.872	14.083	22.968							
(73) Antonin TRAMONTIN													
1	10:33:25.407	1:00.526	+8.317	26.002	14.125	20.399							
2	10:34:17.781	52.374	+0.165	17.972	14.360	20.042							
3	10:35:10.528	52.747	+0.538	17.966	14.133	20.648							
4	10:36:03.250	52.722	+0.513	18.305	14.152	20.265							
5	10:36:55.459	52.209		18.082	13.847	20.280							
6	10:37:47.912	52.453	+0.244	17.968	14.187	20.298							
7	10:38:49.174	1:01.262	+9.053	17.892	13.850	29.520							
(18) Clement NOVALAK													
1	10:33:21.389	57.664	+5.918	22.695	14.619	20.350							
2	10:34:13.135	51.746		17.971	13.806	19.969							
(53) Teodor MORIN													
1	10:33:26.186	1:01.285		25.910	14.688	20.687							

Rotax Euro Challenge 2013
 Class: Rotax Max Juniors
 Date/Time: 2013-05-26 11:50

Track: Laghi / Italy
 Heat: Prefinal
 Laps: 9

Edition 1

Rokas BACIUSKA	76	2nd Chance 5	17	Denise DE ROOIJ	24	2nd Chance 6
	33				34	
Omar ISMAIL	20	2nd Chance 3	16	Richard VERSCHOOR	80	2nd Chance 4
	31				32	
Darren KEANE	45	2nd Chance 1	15	Leonard HOOGENBOOM	28	2nd Chance 2
	29				30	
Lorenzo VAN RIET	49	Points 44 Quali Rank 31	14	Shanaka CLAY	79	Points 45 Quali Rank 20
	27				28	
Damian WISNICKI	41	Points 40 Quali Rank 35	13	Edward TANSLEY	71	Points 43 Quali Rank 33
	25				26	
Tomas SALVA	16	Points 36 Quali Rank 36	12	Christopher DREYSPRING	19	Points 38 Quali Rank 29
	23				24	
Juan Manuel CORREA	86	Points 33 Quali Rank 28	11	Berkay BESLER	33	Points 35 Quali Rank 14
	21				22	
Philip HAMPRECHT	39	Points 29 Quali Rank 16	10	Deniz BECKERS	47	Points 30 Quali Rank 22
	19				20	
Marino SATO	85	Points 28 Quali Rank 9	9	Jack MCCARTHY	44	Points 28 Quali Rank 10
	17				18	
Dennis TIJS	38	Points 26 Quali Rank 25	8	Dries VANTHOOR	21	Points 27 Quali Rank 27
	15				16	
Mathias S KRISTENSEN	46	Points 20 Quali Rank 21	7	Jai NIIJAR	17	Points 25 Quali Rank 18
	13				14	
Ralf ARON	14	Points 19 Quali Rank 19	6	Max TIMMERMANS	77	Points 19 Quali Rank 26
	11				12	
Rinus VAN KALMTHOL	32	Points 19 Quali Rank 8	5	David WOODER	34	Points 19 Quali Rank 12
	9				10	
Connor HALL	22	Points 14 Quali Rank 3	4	Juri VIPS	31	Points 17 Quali Rank 7
	7				8	
Thomas PREINING	12	Points 13 Quali Rank 2	3	Lars LAMBORELLE	78	Points 13 Quali Rank 17
	5				6	
Jack BARTHOLOMEV	40	Points 8 Quali Rank 1	2	Lando NORRIS	52	Points 10 Quali Rank 6
	3				4	
Guan Yu ZHOU	8	Points 3 Quali Rank 5	1	Josh PRICE	27	Points 5 Quali Rank 4
	1				2	

Pole Position

Clerk of the course Nigel Edwards:
 Stewards (Chairman) Ian Watson:

Scrutineer Paul Klaassen:
 Timekeeping Ingrid/Meik Wagner:



Rotax Euro Challenge 2013 Laghi / Italy

Rotax Juniors

Laghi / Italy 1,256 Km

Pre-Final **-NEW-**

2013-05-26 11:50

Race (9 Laps) started at 11:52:20

Pos	No.	Name	Nat.	Chassis	Race Team	Laps	Total Tm	Diff	Best Tm	In Lap	km/h	Points
1	8	Guan Yu ZHOU	GBR	Tonykart	Strawberry Racing	9	7:46.286		51.139	4	88,418	34
2	22	Connor HALL	GBR	Tonykart	Strawberry Racing	9	7:46.357	0.071	51.063	7	88,549	33
3	77	Max TIMMERMANS	BEL	FA Kart	Team TKP	9	7:47.551	1.265	51.300	5	88,140	32
4	12	Thomas PREINING	AUT	Tonykart	Protrain Racing	9	7:48.573	2.287	50.995	9	88,668	31
5	46	Mathias S KRISTENSEN	DNK	Tonykart	RS Competition	9	7:49.305	3.019	51.120	9	88,451	30
6	85	Marino SATO	JPN	Praga	Praga Racing Team	9	7:49.570	3.284	51.078	9	88,523	29
7	78	Lars LAMBORELLE	NLD	Gillard	DFK	9	7:49.856	3.570	51.113	8	88,463	28
8	27	Josh PRICE	GBR	Tonykart	Coles Racing	9	7:50.490	4.204	51.212	8	88,292	27
9	47	Deniz BECKERS	NLD	Topkart	Slangen Karting	9	7:52.343	6.057	51.325	6	88,097	26
10	28	Leonard HOOGENBOOM	NLD	FA Kart	Team TKP	9	7:52.498	6.212	51.355	8	88,046	25
11	32	Rinus VAN KALMTHOUT	NLD	FA Kart	Team TKP	9	7:52.597	6.311	50.963	8	88,723	24
12	19	Christopher DREYSPRING	DEU	CRG	TAD Racing	9	7:52.857	6.571	51.322	6	88,103	23
13	33	Berkay BESLER	TUR	Tonykart	DNR Racing/Bouvin	9	7:52.988	6.702	51.324	8	88,099	22
14	21	Dries VANTHOOR	BEL	Maranello	Maranello Kart	9	7:53.290	7.004	51.218	8	88,281	21
15	80	Richard VERSCHOOR	NLD	FA Kart	Team TKP	9	7:53.518	7.232	50.924	8	88,791	20
16	40	Jack BARTHOLOMEW	GBR	Tonykart	Coles Racing	9	7:53.969	7.683	51.068	7	88,541	19
17	45	Darren KEANE	USA	Tonykart	Strawberry Racing	9	7:54.059	7.773	51.024	9	88,617	18
18	71	Edward TANSLEY	GBR	Tonykart	Paul Carr Racing	9	7:54.409	8.123	51.189	9	88,331	17
19	38	Dennis TIJS	NLD	FA Kart	Team TKP	9	7:55.472	9.186	51.329	9	88,091	16
20	31	Juri VIPS	EST	Tonykart	Strawberry Racing	9	7:57.234	10.948	51.105	9	88,477	15
21	39	Philip HAMPRECHT	DEU	Kosmic	Paul Carr Racing	9	7:57.878	11.592	51.325	8	88,097	14
22	86	Juan Manuel CORREA	USA	Praga	Josh Hart Racing	9	7:58.989	12.703	51.181	8	88,345	13
23	24	Denise DE ROOIJ	NLD	Tonykart	Torenvliet Motorsport	9	7:59.285	12.999	51.628	7	87,580	12
24	34	David WOODER	GBR	Alonso	Dan Holland Racing	9	8:00.516	14.230	51.148	7	88,402	11
25	17	Jai NIIJAR	GBR	Tonykart	Chris Rogers M/Sport	9	8:01.953	15.667	51.427	7	87,923	10
26	16	Tomas SALVA	CZE	MS Kart	MS Kart Racing Team	9	8:02.344	16.058	51.772	4	87,337	9
27	76	Rokas BACIUSKA	LTU	Energy	Energy Racing It	9	8:02.526	16.240	51.495	6	87,807	8
28	41	Damian WISNICKI	POL	Praga	Uniq Racing	9	8:03.303	17.017	51.838	8	87,226	7
29	14	Ralf ARON	EST	Tonykart	Aix Racing Team	9	8:04.750	18.464	51.207	8	88,300	6
30	20	Omar ISMAIL	GBR	Tonykart	Strawberry Racing	9	8:05.794	19.508	51.364	7	88,031	5
31	49	Lorenzo VAN RIET	NLD	Tonykart	Torenvliet M/S	9	8:06.586	20.300	51.465	7	87,858	4
32	52	Lando NORRIS	GBR	Tonykart	RL Racing Dept UK	9	8:19.826	33.540	51.125	6	88,442	3
33	44	Jack MCCARTHY	GBR	Tonykart	RL Racing Dept UK	3	2:59.720	6 Laps	55.396	1	81,623	2
34	79	Shanaka CLAY	LKA	Tonykart						0	-	1

Announcements

These results are provisional until the conclusion of any judicial and technical matters

Started: 34 Classified: 34 Not classified: 0

No. 20 time penalty 10 sec. / reason unfair driving

Margin of Victory	Ø km/h	Best Lap Tm	km/h	Best Lap by
0.071	87,273	50.924	88,791	80 - Richard VERSCHOOR

Official Timing www.camp-company.de / www.motorsport-events.se

Orbits

Timekeeping Ingrid and Meik Wagner:

Clerk of the course Nigel Edwards:

www.mylaps.com

Steward (Chairman) Ian Watson:

Chief Scrutineer Paul Klaassen:

Licensed to: Motorsport Events

Printed: 2013-05-26 13:37:29

posted at:

h



Rotax Euro Challenge 2013 Laghi / Italy

Rotax Juniors

Laghi / Italy 1,256 Km

Pre-Final

2013-05-26 11:50

Race (9 Laps) started at 11:52:20

Lap	Time of Day	Lap Tm	Diff	S1 Tm	S2 Tm	S3 Tm	Lap	Time of Day	Lap Tm	Diff	S1 Tm	S2 Tm	S3 Tm
(34) David WOODER							(49) Lorenzo VAN RIET						
1	11:53:29.074	1:08.179	+17.031	33.774	14.060	20.345	1	11:53:33.205	1:09.331	+17.866	20.459	28.145	20.727
2	11:54:20.888	51.814	+0.666	17.977	13.851	19.986	2	11:54:25.195	51.990	+0.525	17.928	13.925	20.137
3	11:55:12.619	51.731	+0.583	17.679	14.054	19.998	3	11:55:17.342	52.147	+0.682	18.094	13.757	20.296
4	11:56:04.280	51.661	+0.513	17.913	13.771	19.977	4	11:56:08.824	51.482	+0.017	17.803	13.738	19.941
5	11:56:55.601	51.321	+0.173	17.725	13.602	19.994	5	11:57:00.368	51.544	+0.079	17.851	13.774	19.919
6	11:57:46.989	51.388	+0.240	17.624	13.770	19.994	6	11:57:52.323	51.955	+0.490	18.246	13.829	19.880
7	11:58:38.137	51.148		17.700	13.630	19.818	7	11:58:43.788	51.465		17.706	13.880	19.879
8	11:59:29.671	51.534	+0.386	17.603	13.838	20.093	8	11:59:35.600	51.812	+0.347	17.798	13.966	20.048
9	12:00:21.053	51.382	+0.234	17.928	13.587	19.867	9	12:00:27.123	51.523	+0.058	17.782	13.786	19.955
(17) Jai NIJAR							(52) Lando NORRIS						
1	11:53:16.574	55.510	+4.083	20.759	14.004	20.747	1	11:53:15.583	54.952	+3.827	19.112	14.478	21.362
2	11:54:18.104	1:01.530	+10.103	26.687	14.310	20.533	2	11:54:07.658	52.075	+0.950	18.282	13.751	20.042
3	11:55:09.975	51.871	+0.444	17.935	13.860	20.076	3	11:54:59.330	51.672	+0.547	17.747	13.682	20.243
4	11:56:01.833	51.858	+0.431	17.706	14.023	20.129	4	11:55:51.078	51.748	+0.623	18.214	13.645	19.889
5	11:56:54.538	52.705	+1.278	17.797	14.160	20.748	5	11:56:42.364	51.286	+0.161	17.652	13.657	19.977
6	11:57:46.049	51.511	+0.084	17.653	13.828	20.030	6	11:57:33.489	51.125		17.699	13.648	19.778
7	11:58:37.476	51.427		17.627	13.715	20.085	7	11:58:24.742	51.253	+0.128	17.636	13.616	20.001
8	11:59:30.157	52.681	+1.254	17.905	14.427	20.349	8	11:59:15.995	51.253	+0.128	17.614	13.700	19.939
9	12:00:22.490	52.333	+0.906	18.225	13.831	20.277	9	12:00:40.363	1:24.368	+33.243	17.725	13.623	53.020
(16) Tomas SALVA							(44) Jack MCCARTHY						
1	11:53:20.863	57.325	+5.553	20.998	15.386	20.941	1	11:53:16.737	55.396		20.650	13.918	20.828
2	11:54:15.129	54.266	+2.494	18.184	14.678	21.404	2	11:54:17.963	1:01.226	+5.830	21.621	17.472	22.133
3	11:55:08.500	53.371	+1.599	18.221	14.166	20.984	3	11:55:20.257	1:02.294	+6.898	19.440	18.055	24.799
4	11:56:00.272	51.772		17.795	13.932	20.045							
5	11:56:52.044	51.772		17.830	13.699	20.243							
6	11:57:43.979	51.935	+0.163	17.986	13.869	20.080							
7	11:58:37.364	53.385	+1.613	17.776	14.484	21.125							
8	11:59:30.017	52.653	+0.881	17.708	13.795	21.150							
9	12:00:22.881	52.864	+1.092	18.723	13.954	20.187							
(76) Rokas BACIUSKA													
1	11:53:20.976	54.110	+2.615	18.802	14.353	20.955							
2	11:54:15.653	54.677	+3.182	18.262	14.502	21.913							
3	11:55:09.315	53.662	+2.167	17.895	14.995	20.772							
4	11:56:01.604	52.289	+0.794	18.110	14.045	20.134							
5	11:56:53.378	51.774	+0.279	17.843	13.959	19.972							
6	11:57:44.873	51.495		17.702	13.833	19.960							
7	11:58:37.186	52.313	+0.818	17.777	13.832	20.704							
8	11:59:29.537	52.351	+0.856	17.759	13.830	20.762							
9	12:00:23.063	53.526	+2.031	18.522	14.006	20.998							
(41) Damian WISNICKI													
1	11:53:22.014	53.642	+1.804	19.094	14.196	20.352							
2	11:54:15.391	53.377	+1.539	18.392	14.332	20.653							
3	11:55:08.980	53.589	+1.751	18.075	14.507	21.007							
4	11:56:01.480	52.500	+0.662	18.371	13.942	20.187							
5	11:56:55.107	53.627	+1.789	19.200	14.067	20.360							
6	11:57:47.787	52.680	+0.842	17.936	14.641	20.103							
7	11:58:39.876	52.089	+0.251	17.885	13.899	20.305							
8	11:59:31.714	51.838		17.896	13.814	20.128							
9	12:00:23.840	52.126	+0.288	18.110	13.923	20.093							
(14) Ralf ARON													
1	11:53:33.530	1:12.427	+21.220	37.964	14.187	20.276							
2	11:54:25.276	51.746	+0.539	17.840	13.826	20.080							
3	11:55:16.848	51.572	+0.365	17.783	13.723	20.066							
4	11:56:08.439	51.591	+0.384	17.795	13.779	20.017							
5	11:56:59.691	51.252	+0.045	17.659	13.630	19.963							
6	11:57:51.248	51.557	+0.350	17.827	13.778	19.952							
7	11:58:42.674	51.426	+0.219	17.707	13.792	19.927							
8	11:59:33.881	51.207		17.663	13.690	19.854							
9	12:00:25.287	51.406	+0.199	17.777	13.734	19.895							

Rotax Euro Challenge 2013
 Class: Rotax Max Juniors
 Date/Time: 2013-05-26 14:00

Track: Laghi / Italy
 Heat: Final
 Laps: 12

Edition 1

Jack MCCARTHY	44	Laps 3 Tm. 2:59.720	17	Shanaka CLAY	79	Laps 0 Tm. 0
	33				34	
Lorenzo VAN RIET	49	Laps 9 Tm. 8:06.586	16	Lando NORRIS	52	Laps 9 Tm. 8:19.826
	31				32	
Ralf ARON	14	Laps 9 Tm. 8:04.750	15	Omar ISMAIL	20	Laps 9 Tm. 8:05.794
	29				30	
Rokas BACIUSKA	76	Laps 9 Tm. 8:02.526	14	Damian WISNICKI	41	Laps 9 Tm. 8:03.303
	27				28	
Jai NIJAR	17	Laps 9 Tm. 8:01.953	13	Tomas SALVA	16	Laps 9 Tm. 8:02.344
	25				26	
Denise DE ROOIJ	24	Laps 9 Tm. 7:59.285	12	David WOODER	34	Laps 9 Tm. 8:00.516
	23				24	
Philip HAMPRECHT	39	Laps 9 Tm. 7:57.878	11	Juan Manuel CORREA	86	Laps 9 Tm. 7:58.989
	21				22	
Dennis TIJS	38	Laps 9 Tm. 7:55.472	10	Juri VIPS	31	Laps 9 Tm. 7:57.234
	19				20	
Darren KEANE	45	Laps 9 Tm. 7:54.059	9	Edward TANSLEY	71	Laps 9 Tm. 7:54.409
	17				18	
Richard VERSCHOOR	80	Laps 9 Tm. 7:53.518	8	Jack BARTHOLOMEV	40	Laps 9 Tm. 7:53.969
	15				16	
Berkay BESLER	33	Laps 9 Tm. 7:52.988	7	Dries VANTHOOR	21	Laps 9 Tm. 7:53.290
	13				14	
Rinus VAN KALMTHOL	32	Laps 9 Tm. 7:52.597	6	Christopher DREYSPRING	19	Laps 9 Tm. 7:52.857
	11				12	
Deniz BECKERS	47	Laps 9 Tm. 7:52.343	5	Leonard HOOGENBOOM	28	Laps 9 Tm. 7:52.498
	9				10	
Lars LAMBORELLE	78	Laps 9 Tm. 7:49.856	4	Josh PRICE	27	Laps 9 Tm. 7:50.490
	7				8	
Mathias S KRISTENSEN	46	Laps 9 Tm. 7:49.305	3	Marino SATO	85	Laps 9 Tm. 7:49.570
	5				6	
Max TIMMERMANS	77	Laps 9 Tm. 7:47.551	2	Thomas PREINING	12	Laps 9 Tm. 7:48.573
	3				4	
Guan Yu ZHOU	8	Laps 9 Tm. 7:46.286	1	Connor HALL	22	Laps 9 Tm. 7:46.357
	1		Row		2	

Pole Position

Clerk of the course Nigel Edwards:
 Stewards (Chairman) Ian Watson:

Scrutineer Paul Klaassen:
 Timekeeping Ingrid/Meik Wagner:



Rotax Euro Challenge 2013 Laghi / Italy

Rotax Juniors

Laghi / Italy 1,256 Km

Final **-NEW-**

2013-05-26 14:00

Race (12 Laps) started at 14:02:18

Pos	No.	Name	Nat.	Chassis	Race Team	Laps	Total Tm	Diff	Best Tm	In Lap	km/h	Points
1	78	Lars LAMBORELLE	NLD	Gillard	DFK	12	12:04.065		51.380	11	88,003	55
2	22	Connor HALL	GBR	Tonykart	Strawberry Racing	12	12:04.235	0.170	51.168	10	88,368	52
3	46	Mathias S KRISTENSEN	DNK	Tonykart	RS Competition	12	12:04.529	0.464	51.276	11	88,182	50
4	8	Guan Yu ZHOU	GBR	Tonykart	Strawberry Racing	12	12:04.668	0.603	51.085	11	88,511	49
5	27	Josh PRICE	GBR	Tonykart	Coles Racing	12	12:04.761	0.696	51.214	11	88,288	48
6	77	Max TIMMERMANS	BEL	FA Kart	Team TKP	12	12:05.237	1.172	51.339	10	88,073	47
7	14	Ralf ARON	EST	Tonykart	Aix Racing Team	12	12:05.923	1.858	51.285	11	88,166	46
8	85	Marino SATO	JPN	Praga	Praga Racing Team	12	12:06.677	2.612	51.427	9	87,923	45
9	71	Edward TANSLEY	GBR	Tonykart	Paul Carr Racing	12	12:06.892	2.827	51.229	11	88,263	44
10	45	Darren KEANE	USA	Tonykart	Strawberry Racing	12	12:07.182	3.117	51.266	11	88,199	43
11	12	Thomas PREINING	AUT	Tonykart	Protrain Racing	12	12:09.049	4.984	51.248	11	88,230	42
12	39	Philip HAMPRECHT	DEU	Kosmic	Paul Carr Racing	12	12:10.656	6.591	51.300	12	88,140	41
13	49	Lorenzo VAN RIET	NLD	Tonykart	Torenvliet M/S	12	12:10.875	6.810	51.419	12	87,936	40
14	38	Dennis TIJS	NLD	FA Kart	Team TKP	12	12:11.189	7.124	51.315	11	88,115	39
15	47	Deniz BECKERS	NLD	Topkart	Slangen Karting	12	12:11.883	7.818	51.420	12	87,935	38
16	79	Shanaka CLAY	LKA	Tonykart		12	12:12.825	8.760	51.607	12	87,616	37
17	32	Rinus VAN KALMTHOUT	NLD	FA Kart	Team TKP	12	12:13.526	9.461	51.101	10	88,484	36
18	41	Damian WISNICKI	POL	Praga	Uniq Racing	12	12:13.728	9.663	51.712	9	87,438	35
19	80	Richard VERSCHOOR	NLD	FA Kart	Team TKP	12	12:13.847	9.782	51.771	9	87,338	34
20	33	Berkay BESLER	TUR	Tonykart	DNR Racing/Bouvin	12	12:14.084	10.019	51.240	11	88,244	33
21	86	Juan Manuel CORREA	USA	Praga	Josh Hart Racing	12	12:14.553	10.488	51.533	11	87,742	32
22	17	Jai NIIJAR	GBR	Tonykart	Chris Rogers M/Sport	12	12:16.061	11.996	51.707	11	87,447	31
23	76	Rokas BACIUSKA	LTU	Energy	Energy Racing It	12	12:16.477	12.412	51.787	11	87,311	30
24	21	Dries VANTHOOR	BEL	Maranello	Maranello Kart	12	12:17.927	13.862	51.418	12	87,938	29
25	24	Denise DE ROOIJ	NLD	Tonykart	Torenvliet Motorsport	12	12:18.651	14.586	51.893	12	87,133	28
26	16	Tomas SALVA	CZE	MS Kart	MS Kart Racing Team	12	12:22.647	18.582	52.023	11	86,915	27
27	44	Jack MCCARTHY	GBR	Tonykart	RL Racing Dept UK	12	12:24.395	20.330	52.009	7	86,939	26
28	52	Lando NORRIS	GBR	Tonykart	RL Racing Dept UK	11	12:14.768	1 Lap	51.487	11	87,820	25
29	31	Juri VIPS	EST	Tonykart	Strawberry Racing	6	7:02.367	6 Laps	53.401	5	84,673	24
30	20	Omar ISMAIL	GBR	Tonykart	Strawberry Racing	3	4:17.749	9 Laps	54.720	1	82,632	23
31	40	Jack BARTHOLOMEW	GBR	Tonykart	Coles Racing		0.931	12 Laps		0	-	22
32	34	David WOODER	GBR	Alonso	Dan Holland Racing		1.401	12 Laps		0	-	21

Not classified

DQ	28	Leonard HOOGENBOOM	NLD	FA Kart	Team TKP	12	12:12.464	DQ	51.663	12	87,521	0
DQ	19	Christopher DREYSPRING	DEU	CRG	TAD Racing	12	12:16.600	DQ	51.432	10	87,914	0

Announcements

These results are provisional until the conclusion of any judicial and technical matters

No. 28 warning board

Started: 34 Classified: 32 Not classified: 2

No. 28 excluded from Final / reason ignoring flag signals

No. 19 excluded from Final / reason technical non conformity

Margin of Victory	Ø km/h	Best Lap Tm	km/h	Best Lap by
0.170	74,937	51.085	88,511	8 - Guan Yu ZHOU

Official Timing www.camp-company.de / www.motorsport-events.se

Orbits

Timekeeping Ingrid and Meik Wagner:

Clerk of the course Nigel Edwards:

www.mylaps.com

Steward (Chairman) Ian Watson:

Chief Scrutineer Paul Klaassen:

Licensed to: Motorsport Events

Printed: 2013-05-26 15:31:27

posted at:

h



Rotax Euro Challenge 2013 Laghi / Italy

Rotax Juniors

Laghi / Italy 1,256 Km

Final

2013-05-26 14:00

Race (12 Laps) started at 14:02:18

Lap	Time of Day	Lap Tm	Diff	S1 Tm	S2 Tm	S3 Tm	Lap	Time of Day	Lap Tm	Diff	S1 Tm	S2 Tm	S3 Tm
3	14:06:37.699	1:32.035	+40.026	35.305	24.066	32.664							
4	14:07:34.109	56.410	+4.401	21.572	14.310	20.528							
5	14:08:27.977	53.868	+1.859	18.721	14.320	20.827							
6	14:09:21.270	53.293	+1.284	18.316	14.247	20.730							
7	14:10:13.279	52.009		17.924	13.803	20.282							
8	14:11:07.185	53.906	+1.897	18.070	13.955	21.881							
9	14:12:00.746	53.561	+1.552	18.126	14.334	21.101							
10	14:12:53.898	53.152	+1.143	18.540	14.399	20.213							
11	14:13:46.238	52.340	+0.331	17.830	14.072	20.438							
12	14:14:43.029	56.791	+4.782	22.497	13.972	20.322							

(52) Lando NORRIS

1	14:05:07.528	2:46.907	+1:55.420	1:46.052	22.223	38.632
2	14:06:39.214	1:31.686	+40.199	35.363	23.763	32.560
3	14:07:35.953	56.739	+5.252	22.211	14.084	20.444
4	14:08:28.448	52.495	+1.008	18.135	14.010	20.350
5	14:09:21.423	52.975	+1.488	18.252	14.271	20.452
6	14:10:13.707	52.284	+0.797	17.961	14.146	20.177
7	14:11:06.147	52.440	+0.953	17.858	13.841	20.741
8	14:11:58.234	52.087	+0.600	17.881	14.236	19.970
9	14:12:50.408	52.174	+0.687	17.902	14.288	19.984
10	14:13:41.915	51.507	+0.020	17.809	13.782	19.916
11	14:14:33.402	51.487		17.817	13.775	19.895

(31) Juri VIPS

1	14:03:19.610	59.883	+6.482	25.431	13.816	20.636
2	14:05:06.816	1:47.206	+53.805	35.996	32.126	39.084
3	14:06:38.580	1:31.764	+38.363	35.529	23.890	32.345
4	14:07:33.254	54.674	+1.273	19.492	14.478	20.704
5	14:08:26.655	53.401		18.280	14.233	20.888
6	14:09:21.001	54.346	+0.945	17.991	14.151	22.204

(20) Omar ISMAIL

1	14:03:15.241	54.720		19.766	14.870	20.084
2	14:05:03.543	1:48.302	+53.582	35.301	32.501	40.500
3	14:06:36.383	1:32.840	+38.120	34.381	24.217	34.242



Rotax Euro Challenge 2013 Laghi / Italy

Rotax Seniors

Laghi / Italy 1,256 Km

Non Qualifying Practice Odd Numbers

2013-05-24 11:00

Practice (7:00 Time) started at 11:00:01

Pos	No.	Name	Nat.	Chassis	Race Team	Laps	Best Tm	Diff	Gap In Lap	km/h
1	297	Max VERSTAPPEN	ITA	CRG	CRG SPA	7	51.631			7 87,575
2	255	Ludvig MORIN	SWE	Kosmic	Morin Racing	7	51.899	0.268	0.268	7 87,123
3	219	Sam SCHIPPERS	NLD	FA Kart	Team TKP	7	52.041	0.410	0.142	7 86,885
4	283	Joey VAN SPLUNTEREN	NLD	Gillard	DFK Racing Team	7	52.175	0.544	0.134	7 86,662
5	309	Zachary CLAMAN DE MELC	CAN	CRG	CRG SPA	7	52.214	0.583	0.039	7 86,597
6	239	Niklas TIIHONEN	FIN	Formula K	FK Racing Team AB Ltd	7	52.251	0.620	0.037	7 86,536
7	225	Kyle FOWLIE	GBR	Tonykart	Strawberry Racing	7	52.298	0.667	0.047	7 86,458
8	263	Tobias HOLM	DNK	Tonykart	RS Competition	7	52.300	0.669	0.002	7 86,455
9	207	Bas DE LAAT	NLD	Gillard	PDB Kart Racing	6	52.355	0.724	0.055	6 86,364
10	305	Xavier POZZOLI	FRA	Kosmic	Sonic Racing Kart	7	52.361	0.730	0.006	7 86,354
11	279	Luke VARLEY	GBR	Birel	KMS Hungary	7	52.423	0.792	0.062	7 86,252
12	267	Michael COOL	BEL	Tonykart	Bouvin Power	6	52.472	0.841	0.049	6 86,172
13	231	Pierce LEHANE	AUS	Alonso	Dan Holland Racing	5	52.532	0.901	0.060	5 86,073
14	259	Max RENBERG	SWE	Tonykart	Renbergs Racing	7	52.553	0.922	0.021	7 86,039
15	223	Aavo TALVAR	EST	Tonykart	Talvar Racing	7	52.617	0.986	0.064	7 85,934
16	247	Glenn VAN PARIJS	BEL	Tonykart	Bouvin Power/Raw Racing	7	52.630	0.999	0.013	7 85,913
17	221	Jan JONCK	DNK	Tonykart	RS Competition	7	52.680	1.049	0.050	7 85,831
18	293	Henrique BAPTISTA	PRT	Kosmic	Paul Carr Racing	6	53.000	1.369	0.320	5 85,313
19	217	Maximilian WEINZIERL	AUT	Alonso	Dan Holland Racing	5	53.022	1.391	0.022	5 85,278
20	249	Alessandro TROMBELLI	ITA	Formula K	FK Racing Team AB Ltd	6	53.075	1.444	0.053	6 85,193
21	251	Alberto LA GALA	ITA	Energy	FK Racing Team AB Ltd	7	53.086	1.455	0.011	7 85,175
22	237	Sten Dorian PIIRIMAGI	EST	Tonykart	Aix Racing Team	6	53.089	1.458	0.003	6 85,170
23	271	Kristian THORSEN	DNK	Tonykart	RS Competition	6	53.134	1.503	0.045	6 85,098
24	227	Ryo HIROOKA	JPN	Intrepid	Intrepid Driver Program	6	53.183	1.552	0.049	6 85,020
25	277	Ameer HASSAN	ARE	FA Kart	Team TKP	7	53.238	1.607	0.055	7 84,932
26	301	Filippo LAGHI	ITA	Haase	Motor ONE	7	53.443	1.812	0.205	6 84,606
27	241	Karol DABSKI	POL	Praga	Praga Racing	6	53.654	2.023	0.211	6 84,273
28	299	Marc GONZALEZ	ESP	Kosmic	Binakart	7	53.686	2.055	0.032	7 84,223
29	295	Nicholas LEVA	FIN	Formula K	FK Racing Team AB Ltd	6	54.025	2.394	0.339	4 83,695
30	281	Antoni PTAK	USA	Birel	KMS Hungary	6	54.063	2.432	0.038	6 83,636
31	253	Kenny VERMEYLEN	BEL	Tecno	Tecno Kart Racing	5	54.093	2.462	0.030	4 83,589
32	275	Massimo ACETO	ITA	Righetti Ridol	Gold Kart Racing Team	4	54.113	2.482	0.020	4 83,558
33	235	Petr FULIN	CZE	OK1	OK1 Racing Team	4	54.596	2.965	0.483	3 82,819
34	307	Celine HOLDERBAUM	ESP	Kosmic	Binakart	6	55.310	3.679	0.714	6 81,750
35	303	Carlo BORGHESE	ITA	RK	Laudato Racing Team	4	55.648	4.017	0.338	4 81,254
36	261	Aggelos MALANDRINOS	GRC	Tonykart	A M Racing Kart Team	5	56.188	4.557	0.540	4 80,473
37	245	Berat TURKER	TUR	Formula K	Formula K UK	4	56.673	5.042	0.485	4 79,784



Rotax Euro Challenge 2013 Laghi / Italy

Rotax Seniors

Laghi / Italy 1,256 Km

Non Qualifying Practice Odd Numbers

2013-05-24 11:00

Practice (7:00 Time) started at 11:00:01

Lap	Time of Day	Lap Tm	Diff	S1 Tm	S2 Tm	S3 Tm	Lap	Time of Day	Lap Tm	Diff	S1 Tm	S2 Tm	S3 Tm
(275) Massimo ACETO													
1	11:02:18.890	1:01.136	+7.023	22.390	16.080	22.666							
2	11:03:17.708	58.818	+4.705	19.953	15.881	22.984							
3	11:04:13.019	55.311	+1.198	19.522	14.827	20.962							
4	11:05:07.132	54.113		18.782	14.692	20.639							
(235) Petr FULIN													
1	11:05:05.463	3:05.931	+2:11.335	2:27.337	16.151	22.443							
2	11:06:02.383	56.920	+2.324	18.993	14.768	23.159							
3	11:06:56.979	54.596		18.574	14.877	21.145							
4	11:07:51.872	54.893	+0.297	18.159	15.126	21.608							
(307) Celine HOLDERBAUM													
1	11:02:15.980	1:01.256	+5.946	21.555	16.166	23.535							
2	11:03:17.480	1:01.500	+6.190	20.840	15.684	24.976							
3	11:04:16.376	58.896	+3.586	20.002	15.721	23.173							
4	11:05:12.479	56.103	+0.793	19.456	15.020	21.627							
5	11:06:09.786	57.307	+1.997	18.783	14.885	23.639							
6	11:07:05.096	55.310		18.822	15.053	21.435							
(303) Carlo BORGHESE													
1	11:02:51.480	59.945	+4.297	20.788	15.549	23.608							
2	11:03:48.103	56.623	+0.975	19.712	14.863	22.048							
3	11:04:43.852	55.749	+0.101	18.724	15.150	21.875							
4	11:05:39.500	55.648		18.508	15.025	22.115							
(261) Aggelos MALANDRINOS													
1	11:02:19.614	1:04.264	+8.076	22.736	16.723	24.805							
2	11:03:22.513	1:02.899	+6.711	21.234	16.721	24.944							
3	11:04:19.473	56.960	+0.772	20.494	14.959	21.507							
4	11:05:15.661	56.188		19.510	15.137	21.541							
5	11:07:34.568	2:18.907	+1:22.719	18.826	14.500	1:45.581							
(245) Berat TURKER													
1	11:02:14.795	1:01.132	+4.459	21.688	16.580	22.864							
2	11:03:12.961	58.166	+1.493	20.420	15.342	22.404							
3	11:04:10.013	57.052	+0.379	19.901	15.047	22.104							
4	11:05:06.686	56.673		18.785	15.229	22.659							

Timekeeping Ingrid and Meik Wagner:

Clerk of the course Nigel Edwards:

Steward (Chairman) Ian Watson:

Chief Scrutineer Paul Klaassen:

www.mylaps.com
Licensed to: Motorsport Events



Rotax Euro Challenge 2013 Laghi / Italy

Rotax Seniors

Laghi / Italy 1,256 Km

Non Qualifying Practice Even Numbers

2013-05-24 11:10

Practice (7:00 Time) started at 11:10:00

Pos	No.	Name	Nat.	Chassis	Race Team	Laps	Best Tm	Diff	Gap In Lap	km/h
1	206	Philip MORIN	SWE	Alonso	Dan Holland Racing	7	50.651			7 89,270
2	202	Edward BRAND	GBR	Intrepid	Intrepid Driver Program	7	50.828	0.177	0.177	7 88,959
3	270	Oliver MYERS	GBR	Tonykart	Coles Racing	6	50.843	0.192	0.015	6 88,933
4	298	Felice TIENE	ITA	CRG	CRG SPA	7	50.891	0.240	0.048	7 88,849
5	214	Petr BEZEL	CZE	MS Kart	MS Kart Racing Team	7	50.953	0.302	0.062	5 88,741
6	276	Martin HENCKEL MORTEN	DNK	Tonykart	RS Competition	7	51.076	0.425	0.123	7 88,527
7	222	Harry WEBB	GBR	Tonykart	Strawberry Racing	7	51.093	0.442	0.017	7 88,497
8	250	Lennert VAN BOGAERT	BEL	Sodi	WINMAX Team	7	51.177	0.526	0.084	7 88,352
9	234	Charlie EASTWOOD	IRL	Tonykart	Strawberry Racing	7	51.249	0.598	0.072	4 88,228
10	208	Jiri FORMAN	CZE	Tonykart	Protrain Racing	7	51.263	0.612	0.014	5 88,204
11	244	Alfredo ZABALZA	MEX	Kosmic	Paul Carr Racing	7	51.290	0.639	0.027	7 88,158
12	264	Jules COUSIN	FRA	FA Kart	DSS Kart	7	51.333	0.682	0.043	5 88,084
13	306	Yuto TSUJII	JPN	DR	VPDR	7	51.359	0.708	0.026	7 88,039
14	240	Eva BENES	FRA	Kosmic	PKS	7	51.371	0.720	0.012	7 88,019
15	282	Mark FERENCZ	HUN	DR	VPDR	7	51.390	0.739	0.019	7 87,986
16	230	Fazio FRANSSSEN	NLD	CRG	CRG Holland	7	51.440	0.789	0.050	7 87,900
17	260	Charlie TURNER	GBR	Tonykart	Coles Racing	5	51.518	0.867	0.078	4 87,767
18	292	Fabian ERLE	DEU	Maranello	Nees Racing	7	51.558	0.907	0.040	7 87,699
19	272	Santeri KALLIO	FIN	Formula K	FK Racing Team AB Ltd	7	51.570	0.919	0.012	5 87,679
20	216	Bryan EERDEN	NLD	Gillard	PDB Kart Racing	6	51.583	0.932	0.013	5 87,657
21	258	Randy BERGLAS	CHE	Zanardi	G Star Raw Racing	7	51.686	1.035	0.103	6 87,482
22	242	Lukasz BARTHOSZUK	POL	Tonykart	Wyrzkowski Motorsport	7	51.698	1.047	0.012	7 87,462
23	226	Jessica BACKMAN	SWE	Tonykart	Strawberry Racing	7	51.735	1.084	0.037	5 87,399
24	236	Jack WEPRIN	USA	Alonso	Dan Holland Racing	7	51.757	1.106	0.022	6 87,362
25	218	Antoine BARTHON	FRA	Formula K	FK Racing Team AB Ltd	6	51.770	1.119	0.013	4 87,340
26	228	Eugene DENYSEN	ZAF	Alonso	Dan Holland Racing	7	51.810	1.159	0.040	4 87,273
27	248	Juuso PYKALAINEN	FIN	Tonykart	MPT Racing	6	51.959	1.308	0.149	5 87,022
28	300	Lorenzo SCATIGNA	ITA	Haase	Motor.one	7	51.996	1.345	0.037	7 86,961
29	284	Antoine LEPESQUEUX	FRA	Sodi	WINMAX Team	6	52.146	1.495	0.150	6 86,710
30	296	Jeremie LESOUDIER	FRA	FA	DSS	7	52.288	1.637	0.142	7 86,475
31	310	Niccolo SCHIRO	ITA	Energy	Energy Racing	6	52.351	1.700	0.063	6 86,371
32	246	David RYCHTAR	CZE	Birel	Gregor Racing	7	52.479	1.828	0.128	6 86,160
33	308	Nikolaj ROGIVUE	CHE	Birel	Spirit Racing	6	52.555	1.904	0.076	4 86,036
34	288	Riccardo ALBERTI	ITA	Kosmic	Scarpi Racing Team	6	52.977	2.326	0.422	6 85,350
35	304	Alexander TSVETANOS	BUL	Tonykart	BVA Racing Team	5	53.437	2.786	0.460	5 84,616
36	302	Ippei YAMAMOTO	JPN	Intrepid	Intrepid Driver Program	5	54.129	3.478	0.692	4 83,534
37	274	Andrea ZEMIN	ITA	Righetti Ridol	Gold Kart Racing Team	4	54.545	3.894	0.416	4 82,897
38	268	Cecile MARTINI	FRA	Sodikart	Martini Racing Kart	5	54.850	4.199	0.305	5 82,436

Timekeeping Ingrid and Meik Wagner:

Clerk of the course Nigel Edwards:

www.mylaps.com

Steward (Chairman) Ian Watson:

Chief Scrutineer Paul Klaassen:

Licensed to: Motorsport Events

Printed: 2013-05-24 11:18:22

posted at:

h



Rotax Euro Challenge 2013 Laghi / Italy

Rotax Seniors

Laghi / Italy 1,256 Km

Non Qualifying Practice Even Numbers

2013-05-24 11:10

Practice (7:00 Time) started at 11:10:00

Lap	Time of Day	Lap Tm	Diff	S1 Tm	S2 Tm	S3 Tm	Lap	Time of Day	Lap Tm	Diff	S1 Tm	S2 Tm	S3 Tm
(310) Niccolo SCHIRO													
1	11:11:57.982	56.411	+4.060	19.010	14.942	22.459							
2	11:12:53.904	55.922	+3.571	19.524	14.590	21.808							
3	11:13:48.990	55.086	+2.735	18.440	14.867	21.779							
4	11:14:42.573	53.583	+1.232	17.977	14.297	21.309							
5	11:15:35.037	52.464	+0.113	17.774	14.038	20.652							
6	11:16:27.388	52.351		17.789	13.898	20.664							
(246) David RYCHTAR													
1	11:12:05.018	57.645	+5.166	19.878	15.971	21.796							
2	11:13:00.771	55.753	+3.274	18.435	15.042	22.276							
3	11:13:54.977	54.206	+1.727	18.443	14.674	21.089							
4	11:14:48.150	53.173	+0.694	18.100	14.268	20.805							
5	11:15:41.751	53.601	+1.122	18.171	14.234	21.196							
6	11:16:34.230	52.479		17.775	14.007	20.697							
7	11:17:28.093	53.863	+1.384	18.261	14.694	20.908							
(308) Nikolaj ROGIVUE													
1	11:12:03.127	58.615	+6.060	18.562									
2	11:13:01.375	58.248	+5.693	18.597	14.492	25.159							
3	11:13:55.697	54.322	+1.767	19.271	14.485	20.566							
4	11:14:48.252	52.555		17.818	13.938	20.799							
5	11:15:40.862	52.610	+0.055	17.806	14.185	20.619							
6	11:17:00.889	1:20.027	+27.472	17.621	14.022	48.384							
(288) Riccardo ALBERTI													
1	11:11:57.394	56.591	+3.614	18.808	15.574	22.209							
2	11:12:52.527	55.133	+2.156	18.978	14.547	21.608							
3	11:13:47.053	54.526	+1.549	18.131	14.702	21.693							
4	11:14:40.577	53.524	+0.547	18.037	14.215	21.272							
5	11:15:34.208	53.631	+0.654	17.832	14.670	21.129							
6	11:16:27.185	52.977		17.720	13.996	21.261							
(304) Alexander TSVETANOS													
1	11:13:41.988	57.395	+3.958	19.884	15.777	21.734							
2	11:14:37.123	55.135	+1.698	18.886	15.084	21.165							
3	11:15:31.162	54.039	+0.602	18.493	14.592	20.954							
4	11:16:25.766	54.604	+1.167	18.166	14.146	22.292							
5	11:17:19.203	53.437		18.215	14.188	21.034							
(302) Ippei YAMAMOTO													
1	11:12:16.569	57.333	+3.204	19.325	16.174	21.834							
2	11:13:14.054	57.485	+3.356	18.269	17.251	21.965							
3	11:15:11.236	1:57.182	+1:03.053	18.457	15.470	1:23.255							
4	11:16:05.365	54.129		19.273	14.428	20.428							
5	11:17:02.479	57.114	+2.985	18.279	14.395	24.440							
(274) Andrea ZEMIN													
1	11:12:11.800	55.838	+1.293	18.962	15.624	21.252							
2	11:13:40.031	1:28.231	+33.686	18.325	15.056	54.850							
3	11:14:36.393	56.362	+1.817	19.438	15.327	21.597							
4	11:15:30.938	54.545		18.607	14.343	21.595							
(268) Cecile MARTINI													
1	11:12:05.929	58.681	+3.831	19.849	16.408	22.424							
2	11:13:03.680	57.751	+2.901	19.024	15.550	23.177							
3	11:14:00.319	56.639	+1.789	19.500	15.126	22.013							
4	11:14:55.419	55.100	+0.250	18.735	14.844	21.521							
5	11:15:50.269	54.850		18.689	14.293	21.868							



Rotax Euro Challenge 2013 Laghi / Italy

Rotax Seniors

Laghi / Italy 1,256 Km

Qualifying Practice Group S1 **-NEW-**

2013-05-24 13:30

Qualifying (15:00 Time) started at 13:30:01

Pos	No.	Name	Nat.	Chassis	Race Team	Laps	Best Tm	Diff	Gap In Lap	km/h
1	236	Jack WEPRIN	USA	Alonso	Dan Holland Racing	6	49.195			
2	270	Oliver MYERS	GBR	Tonykart	Coles Racing	7	49.339	0.144	0.144	3 91,644
3	272	Santeri KALLIO	FIN	Formula K	FK Racing Team AB Ltd	7	49.371	0.176	0.032	3 91,584
4	305	Xavier POZZOLI	FRA	Kosmic	Sonic Racing Kart	8	49.384	0.189	0.013	6 91,560
5	202	Edward BRAND	GBR	Intrepid	Intrepid Driver Program	7	49.413	0.218	0.029	7 91,506
6	221	Jan JONCK	DNK	Tonykart	RS Competition	7	49.453	0.258	0.040	5 91,432
7	255	Ludvig MORIN	SWE	Kosmic	Morin Racing	8	49.498	0.303	0.045	6 91,349
8	268	Cecile MARTINI	FRA	Sodikart	Martini Racing Kart	7	49.508	0.313	0.010	4 91,331
9	299	Marc GONZALEZ	ESP	Kosmic	Binakart	8	49.537	0.342	0.029	6 91,277
10	279	Luke VARLEY	GBR	Birel	KMS Hungary	7	49.546	0.351	0.009	3 91,261
11	219	Sam SCHIPPERS	NLD	FA Kart	Team TKP	7	49.589	0.394	0.043	3 91,182
12	247	Glenn VAN PARIJS	BEL	Tonykart	Bouvin Power/Raw Racing	7	49.623	0.428	0.034	4 91,119
13	296	Jeremie LESOUDIER	FRA	FA	DSS	7	49.644	0.449	0.021	3 91,080
14	253	Kenny VERMEYLEN	BEL	Tecno	Tecno Kart Racing	8	49.648	0.453	0.004	7 91,073
15	283	Joey VAN SPLUNTEREN	NLD	Gillard	DFK Racing Team	8	49.706	0.511	0.058	3 90,967
16	225	Kyle FOWLIE	GBR	Tonykart	Strawberry Racing	7	49.719	0.524	0.013	7 90,943
17	288	Riccardo ALBERTI	ITA	Kosmic	Scarpi Racing Team	8	49.824	0.629	0.105	5 90,751
18	251	Alberto LA GALA	ITA	Energy	FK Racing Team AB Ltd	9	49.864	0.669	0.040	9 90,679
19	237	Sten Dorian PIIRIMAGI	EST	Tonykart	Aix Racing Team	7	49.887	0.692	0.023	3 90,637
20	281	Antoni PTAK	USA	Birel	KMS Hungary	7	49.891	0.696	0.004	3 90,630
21	308	Nikolaj ROGIVUE	CHE	Birel	Spirit Racing	7	49.902	0.707	0.011	4 90,610
22	274	Andrea ZEMIN	ITA	Righetti Ridol	Gold Kart Racing Team	7	50.031	0.836	0.129	3 90,376
23	302	Ippei YAMAMOTO	JPN	Intrepid	Intrepid Driver Program	7	50.083	0.888	0.052	6 90,282
24	307	Celine HOLDERBAUM	ESP	Kosmic	Binakart	8	50.107	0.912	0.024	7 90,239
25	246	David RYCHTAR	CZE	Birel	Gregor Racing	8	50.295	1.100	0.188	6 89,902
Not classified										
DQ	310	Niccolo SCHIRO	ITA	Energy	Energy Racing	8	49.618			8 91,128

Announcements

These results are provisional until the conclusion of any judicial and technical matters
 No. 310 excluded from Qualifying Practice / reason technical non conformity

Timekeeping Ingrid and Meik Wagner:

Clerk of the course Nigel Edwards:

www.mylaps.com

Steward (Chairman) Ian Watson:

Chief Scrutineer Paul Klaassen:

Licensed to: Motorsport Events



Rotax Euro Challenge 2013 Laghi / Italy

Rotax Seniors

Laghi / Italy 1,256 Km

Qualifying Practice Group S2

2013-05-24 14:00

Qualifying (15:00 Time) started at 14:00:01

Pos	No.	Name	Nat.	Chassis	Race Team	Laps	Best Tm	Diff	Gap In Lap	km/h
1	222	Harry WEBB	GBR	Tonykart	Strawberry Racing	8	49.008			
2	206	Philip MORIN	SWE	Alonso	Dan Holland Racing	7	49.045	0.037	0.037	3 92,193
3	282	Mark FERENCZ	HUN	DR	VPDR	9	49.142	0.134	0.097	8 92,011
4	297	Max VERSTAPPEN	ITA	CRG	CRG SPA	8	49.179	0.171	0.037	6 91,942
5	239	Niklas TIIHONEN	FIN	Formula K	FK Racing Team AB Ltd	8	49.209	0.201	0.030	2 91,886
6	223	Aavo TALVAR	EST	Tonykart	Talvar Racing	6	49.303	0.295	0.094	3 91,710
7	260	Charlie TURNER	GBR	Tonykart	Coles Racing	9	49.324	0.316	0.021	3 91,671
8	208	Jiri FORMAN	CZE	Tonykart	Protrain Racing	8	49.325	0.317	0.001	2 91,670
9	276	Martin HENCKEL MORTEN	DNK	Tonykart	RS Competition	10	49.382	0.374	0.057	5 91,564
10	263	Tobias HOLM	DNK	Tonykart	RS Competition	10	49.390	0.382	0.008	5 91,549
11	214	Petr BEZEL	CZE	MS Kart	MS Kart Racing Team	8	49.454	0.446	0.064	3 91,430
12	301	Filippo LAGHI	ITA	Haase	Motor ONE	5	49.472	0.464	0.018	3 91,397
13	217	Maximilian WEINZIERL	AUT	Alonso	Dan Holland Racing	8	49.480	0.472	0.008	6 91,382
14	264	Jules COUSIN	FRA	FA Kart	DSS Kart	8	49.498	0.490	0.018	5 91,349
15	309	Zachary CLAMAN DE MELC	CAN	CRG	CRG SPA	7	49.516	0.508	0.018	4 91,316
16	218	Antoine BARTHON	FRA	Formula K	FK Racing Team AB Ltd	8	49.517	0.509	0.001	2 91,314
17	249	Alessandro TROMBELLI	ITA	Energy	FK Racing Team AB Ltd	9	49.559	0.551	0.042	3 91,237
18	230	Fazio FRANSEN	NLD	CRG	CRG Holland	8	49.600	0.592	0.041	5 91,161
19	242	Lukasz BARTHOSZUK	POL	Tonykart	Wyrzykowski Motorsport	11	49.655	0.647	0.055	4 91,060
20	235	Petr FULIN	CZE	OK1	OK1 Racing Team	8	49.712	0.704	0.057	7 90,956
21	293	Henrique BAPTISTA	PRT	Kosmic	Paul Carr Racing	8	49.714	0.706	0.002	6 90,952
22	244	Alfredo ZABALZA	MEX	Kosmic	Paul Carr Racing	8	49.765	0.757	0.051	2 90,859
23	300	Lorenzo SCATIGNA	ITA	Haase	Motor.one	5	49.809	0.801	0.044	2 90,779
24	292	Fabian ERLE	DEU	Maranello	Nees Racing	11	49.846	0.838	0.037	4 90,711
25	304	Alexander TSVETANOS	BUL	Tonykart	BVA Racing Team	12	50.386	1.378	0.540	7 89,739

Announcements

These results are provisional until the conclusion of any judicial and technical matters

Timekeeping Ingrid and Meik Wagner:

Clerk of the course Nigel Edwards:

www.mylaps.com

Steward (Chairman) Ian Watson:

Chief Scrutineer Paul Klaassen:

Licensed to: Motorsport Events



Rotax Euro Challenge 2013 Laghi / Italy

Rotax Seniors

Laghi / Italy 1,256 Km

Qualifying Practice Group S3

2013-05-24 14:30

Qualifying (15:00 Time) started at 14:30:00

Pos	No.	Name	Nat.	Chassis	Race Team	Laps	Best Tm	Diff	Gap In Lap	km/h
1	231	Pierce LEHANE	AUS	Alonso	Dan Holland Racing	6	49.044			92,195
2	241	Karol DABSKI	POL	Praga	Praga Racing	6	49.104	0.060	0.060	92,082
3	228	Eugene DENYSSEN	ZAF	Alonso	Dan Holland Racing	7	49.139	0.095	0.035	92,017
4	234	Charlie EASTWOOD	IRL	Tonykart	Strawberry Racing	7	49.246	0.202	0.107	91,817
5	240	Eva BENES	FRA	Kosmic	PKS	8	49.257	0.213	0.011	91,796
6	207	Bas DE LAAT	NLD	Gillard	PDB Kart Racing	5	49.283	0.239	0.026	91,748
7	227	Ryo HIROOKA	JPN	Intrepid	Intrepid Driver Program	7	49.338	0.294	0.055	91,645
8	258	Randy BERGLAS	CHE	Zanardi	G Star Raw Racing	7	49.365	0.321	0.027	91,595
9	298	Felice TIENE	ITA	CRG	CRG SPA	7	49.388	0.344	0.023	91,553
10	226	Jessica BACKMAN	SWE	Tonykart	Strawberry Racing	7	49.418	0.374	0.030	91,497
11	250	Lennert VAN BOGAERT	BEL	Sodi	WINMAX Team	7	49.553	0.509	0.135	91,248
12	216	Bryan EERDEN	NLD	Gillard	PDB Kart Racing	7	49.575	0.531	0.022	91,207
13	248	Juuso PYKALAINEN	FIN	Tonykart	MPT Racing	7	49.587	0.543	0.012	91,185
14	271	Kristian THORSEN	DNK	Tonykart	RS Competition	8	49.638	0.594	0.051	91,092
15	259	Max RENBERG	SWE	Tonykart	Renbergs Racing	7	49.687	0.643	0.049	91,002
16	284	Antoine LEPESQUEUX	FRA	Sodi	WINMAX Team	7	49.698	0.654	0.011	90,982
17	306	Yuto TSUJII	JPN	DR	VPDR	8	49.730	0.686	0.032	90,923
18	245	Berat TURKER	TUR	Formula K	Formula K UK	7	49.730	0.686		90,923
19	267	Michael COOL	BEL	Tonykart	Bouvin Power	6	49.766	0.722	0.036	90,857
20	295	Nicholas LEVA	FIN	Formula K	FK Racing Team AB Ltd	7	49.841	0.797	0.075	90,720
21	275	Massimo ACETO	ITA	Righetti Ridol	Gold Kart Racing Team	11	49.963	0.919	0.122	90,499
22	261	Aggelos MALANDRINOS	GRC	Tonykart	A M Racing Kart Team	9	49.996	0.952	0.033	90,439
23	277	Ameer HASSAN	ARE	FA Kart	Team TKP	7	50.192	1.148	0.196	90,086

Not classified											
DNS	266	Connor JUPP	GBR	Alonso	Dan Holland Racing					0	-
DNS	303	Carlo BORGHESE	ITA	RK	Laudato Racing Team					0	-

Announcements

These results are provisional until the conclusion of any judicial and technical matters

Timekeeping Ingrid and Meik Wagner:

Clerk of the course Nigel Edwards:

Steward (Chairman) Ian Watson:

Chief Scrutineer Paul Klaassen:

www.mylaps.com

Printed: 2013-05-24 14:46:41

posted at:

h

Licensed to: Motorsport Events



Rotax Euro Challenge 2013 Laghi / Italy

Rotax Seniors

Laghi / Italy 1,256 Km

Qualifying Practice Group S3

2013-05-24 14:30

Qualifying (15:00 Time) started at 14:30:00

Lap	Time of Day	Lap Tm	Diff	S1 Tm	S2 Tm	S3 Tm
7	14:45:35.230	50.377	+0.690	17.176	13.765	19.436

(284) Antoine LEPESQUEUX

1	14:40:34.883	50.557	+0.859	17.700	13.560	19.297
2	14:41:25.004	50.121	+0.423	17.210	13.325	19.586
3	14:42:14.702	49.698		17.114	13.292	19.292
4	14:43:04.453	49.751	+0.053	17.125	13.353	19.273
5	14:43:54.276	49.823	+0.125	17.095	13.336	19.392
6	14:44:44.103	49.827	+0.129	17.128	13.408	19.291
7	14:45:34.128	50.025	+0.327	17.359	13.408	19.258

(306) Yuto TSUJII

1	14:39:23.411	54.231	+4.501	19.190	14.932	20.109
2	14:40:13.659	50.248	+0.518	17.399	13.508	19.341
3	14:41:03.445	49.786	+0.056	17.278	13.309	19.199
4	14:41:53.393	49.948	+0.218	17.128	13.511	19.309
5	14:42:43.197	49.804	+0.074	17.147	13.434	19.223
6	14:43:33.148	49.951	+0.221	17.092	13.337	19.522
7	14:44:22.878	49.730		17.131	13.329	19.270
8	14:45:12.636	49.758	+0.028	17.096	13.333	19.329

(245) Berat TURKER

1	14:40:37.415	51.397	+1.667	18.285	13.569	19.543
2	14:41:27.360	49.945	+0.215	17.387	13.359	19.199
3	14:42:17.181	49.821	+0.091	17.199	13.363	19.259
4	14:43:06.911	49.730		17.267	13.254	19.209
5	14:43:57.012	50.101	+0.371	17.307	13.475	19.319
6	14:44:46.819	49.807	+0.077	17.180	13.413	19.214
7	14:45:36.620	49.801	+0.071	17.151	13.443	19.207

(267) Michael COOL

1	14:40:49.844	56.406	+6.640	23.301	13.749	19.356
2	14:41:39.610	49.766		17.288	13.356	19.122
3	14:42:30.325	50.715	+0.949	17.648	13.802	19.265
4	14:43:22.504	52.179	+2.413	17.264	14.444	20.471
5	14:44:12.448	49.944	+0.178	17.244	13.418	19.282
6	14:45:02.319	49.871	+0.105	17.181	13.477	19.213

(295) Nicholas LEVA

1	14:40:36.855	50.761	+0.920	17.724	13.515	19.522
2	14:41:27.047	50.192	+0.351	17.460	13.403	19.329
3	14:42:16.899	49.852	+0.011	17.129	13.261	19.462
4	14:43:06.740	49.841		17.187	13.370	19.284
5	14:43:57.339	50.599	+0.758	17.262	13.885	19.452
6	14:44:47.532	50.193	+0.352	17.338	13.433	19.422
7	14:45:37.430	49.898	+0.057	17.174	13.395	19.329

(275) Massimo ACETO

1	14:36:54.421	51.222	+1.259	17.830	13.777	19.615
2	14:37:45.106	50.685	+0.722	17.538	13.734	19.413
3	14:38:35.422	50.316	+0.353	17.374	13.580	19.362
4	14:39:25.624	50.202	+0.239	17.265	13.565	19.372
5	14:40:18.002	52.378	+2.415	17.335	14.762	20.281
6	14:41:07.965	49.963		17.225	13.430	19.308
7	14:42:03.795	55.830	+5.867	17.245	16.813	21.772
8	14:42:53.942	50.147	+0.184	17.276	13.502	19.369
9	14:43:43.933	49.991	+0.028	17.212	13.461	19.318
10	14:44:35.882	51.949	+1.986	17.392	14.554	20.003
11	14:45:26.227	50.345	+0.382	17.326	13.593	19.426

(261) Aggelos MALANDRINOS

1	14:38:47.277	50.766	+0.770	17.643	13.601	19.522
2	14:39:38.536	51.259	+1.263	17.837	13.833	19.589
3	14:40:28.764	50.228	+0.232	17.411	13.395	19.422
4	14:41:18.876	50.112	+0.116	17.372	13.410	19.330
5	14:42:08.934	50.058	+0.062	17.219	13.379	19.460

Lap	Time of Day	Lap Tm	Diff	S1 Tm	S2 Tm	S3 Tm
6	14:42:58.930	49.996		17.214	13.418	19.364
7	14:43:48.929	49.999	+0.003	17.219	13.495	19.285
8	14:44:39.002	50.073	+0.077	17.191	13.439	19.443
9	14:45:29.137	50.135	+0.139	17.349	13.444	19.342

(277) Ameer HASSAN

1	14:40:26.075	50.952	+0.760	17.628	13.549	19.775
2	14:41:16.589	50.514	+0.322	17.414	13.460	19.640
3	14:42:07.156	50.567	+0.375	17.358	13.567	19.642
4	14:42:57.411	50.255	+0.063	17.286	13.518	19.451
5	14:43:47.603	50.192		17.203	13.443	19.546
6	14:44:40.396	52.793	+2.601	17.291	14.033	21.469
7	14:45:31.177	50.781	+0.589	18.042	13.414	19.325



Rotax Euro Challenge 2013 Laghi / Italy

Rotax Seniors

Laghi / Italy 1,256 Km

Total result Qualifying Group S1/S2/S3

Pos	No.	Name	Nat.	Chassis	Race Team	Total Best Tm	Diff	QS1 Best Tm	QS2 Best Tm	QS3 Best Tm
1	222	Harry WEBB	GBR	Tonykart	Strawberry Racing	49.008			49.008	
2	231	Pierce LEHANE	AUS	Alonso	Dan Holland Racing	49.044	0.036			49.044
3	206	Philip MORIN	SWE	Alonso	Dan Holland Racing	49.045	0.037		49.045	
4	241	Karol DABSKI	POL	Praga	Praga Racing	49.104	0.096			49.104
5	228	Eugene DENYSSEN	ZAF	Alonso	Dan Holland Racing	49.139	0.131			49.139
6	282	Mark FERENCZ	HUN	DR	VPDR	49.142	0.134		49.142	
7	297	Max VERSTAPPEN	ITA	CRG	CRG SPA	49.179	0.171		49.179	
8	236	Jack WEPRIN	USA	Alonso	Dan Holland Racing	49.195	0.187	49.195		
9	239	Niklas TIHONEN	FIN	Formula K	FK Racing Team AB Ltd	49.209	0.201		49.209	
10	234	Charlie EASTWOOD	IRL	Tonykart	Strawberry Racing	49.246	0.238			49.246
11	240	Eva BENES	FRA	Kosmic	PKS	49.257	0.249			49.257
12	207	Bas DE LAAT	NLD	Gillard	PDB Kart Racing	49.283	0.275			49.283
13	223	Aavo TALVAR	EST	Tonykart	Talvar Racing	49.303	0.295		49.303	
14	260	Charlie TURNER	GBR	Tonykart	Coles Racing	49.324	0.316		49.324	
15	208	Jiri FORMAN	CZE	Tonykart	Protrain Racing	49.325	0.317		49.325	
16	227	Ryo HIROOKA	JPN	Intrepid	Intrepid Driver Program	49.338	0.330			49.338
17	270	Oliver MYERS	GBR	Tonykart	Coles Racing	49.339	0.331	49.339		
18	258	Randy BERGLAS	CHE	Zanardi	G Star Raw Racing	49.365	0.357			49.365
19	272	Santeri KALLIO	FIN	Formula K	FK Racing Team AB Ltd	49.371	0.363	49.371		
20	276	Martin HENCKEL MORTENSEN	DNK	Tonykart	RS Competition	49.382	0.374		49.382	
21	305	Xavier POZZOLI	FRA	Kosmic	Sonic Racing Kart	49.384	0.376	49.384		
22	298	Felice TIENE	ITA	CRG	CRG SPA	49.388	0.380			49.388
23	263	Tobias HOLM	DNK	Tonykart	RS Competition	49.390	0.382		49.390	
24	202	Edward BRAND	GBR	Intrepid	Intrepid Driver Program	49.413	0.405	49.413		
25	226	Jessica BACKMAN	SWE	Tonykart	Strawberry Racing	49.418	0.410			49.418
26	221	Jan JONCK	DNK	Tonykart	RS Competition	49.453	0.445	49.453		
27	214	Petr BEZEL	CZE	MS Kart	MS Kart Racing Team	49.454	0.446		49.454	
28	301	Filippo LAGHI	ITA	Haase	Motor ONE	49.472	0.464		49.472	
29	217	Maximilian WEINZIERL	AUT	Alonso	Dan Holland Racing	49.480	0.472		49.480	
30	264	Jules COUSIN	FRA	FA Kart	DSS Kart	49.498	0.490		49.498	
31	255	Ludvig MORIN	SWE	Kosmic	Morin Racing	49.498	0.490	49.498		
32	268	Cecile MARTINI	FRA	Sodikart	Martini Racing Kart	49.508	0.500	49.508		
33	309	Zachary CLAMAN DE MELO	CAN	CRG	CRG SPA	49.516	0.508		49.516	
34	218	Antoine BARTHON	FRA	Formula K	FK Racing Team AB Ltd	49.517	0.509		49.517	
35	299	Marc GONZALEZ	ESP	Kosmic	Binakart	49.537	0.529	49.537		
36	279	Luke VARLEY	GBR	Birel	KMS Hungary	49.546	0.538	49.546		
37	250	Lennert VAN BOGAERT	BEL	Sodi	WINMAX Team	49.553	0.545			49.553
38	249	Alessandro TROMBELLI	ITA	Energy	FK Racing Team AB Ltd	49.559	0.551		49.559	
39	216	Bryan EERDEN	NLD	Gillard	PDB Kart Racing	49.575	0.567			49.575
40	248	Juuso PYKALAINEN	FIN	Tonykart	MPT Racing	49.587	0.579			49.587
41	219	Sam SCHIPPERS	NLD	FA Kart	Team TKP	49.589	0.581	49.589		
42	230	Fazio FRANSEN	NLD	CRG	CRG Holland	49.600	0.592		49.600	
43	247	Glenn VAN PARIJS	BEL	Tonykart	Bouvin Power/Raw Racing	49.623	0.615	49.623		
44	271	Kristian THORSEN	DNK	Tonykart	RS Competition	49.638	0.630			49.638
45	296	Jeremie LESOUDIER	FRA	FA	DSS	49.644	0.636	49.644		

Announcements

These results are provisional until the conclusion of any judicial and technical matters
 No. 310 excluded from Qualifying Practice / reason technical non conformity



Rotax Euro Challenge 2013 Laghi / Italy

Rotax Seniors

Laghi / Italy 1,256 Km

Total result Qualifying Group S1/S2/S3

Pos	No.	Name	Nat.	Chassis	Race Team	Total Best Tm	Diff	QS1 Best Tm	QS2 Best Tm	QS3 Best Tm
46	253	Kenny VERMEYLEN	BEL	Tecno	Tecno Kart Racing	49.648	0.640	49.648		
47	242	Lukasz BARTHOSZUK	POL	Tonykart	Wyrzykowski Motorsport	49.655	0.647		49.655	
48	259	Max RENBERG	SWE	Tonykart	Renbergs Racing	49.687	0.679			49.687
49	284	Antoine LEPESQUEUX	FRA	Sodi	WINMAX Team	49.698	0.690			49.698
50	283	Joey VAN SPLUNTEREN	NLD	Gillard	DFK Racing Team	49.706	0.698	49.706		
51	235	Petr FULIN	CZE	OK1	OK1 Racing Team	49.712	0.704		49.712	
52	293	Henrique BAPTISTA	PRT	Kosmic	Paul Carr Racing	49.714	0.706		49.714	
53	225	Kyle FOWLIE	GBR	Tonykart	Strawberry Racing	49.719	0.711	49.719		
54	306	Yuto TSUJII	JPN	DR	VPDR	49.730	0.722			49.730
55	245	Berat TURKER	TUR	Formula K	Formula K UK	49.730	0.722			49.730
56	244	Alfredo ZABALZA	MEX	Kosmic	Paul Carr Racing	49.765	0.757		49.765	
57	267	Michael COOL	BEL	Tonykart	Bouvin Power	49.766	0.758			49.766
58	300	Lorenzo SCATIGNA	ITA	Haase	Motor.one	49.809	0.801		49.809	
59	288	Riccardo ALBERTI	ITA	Kosmic	Scarpi Racing Team	49.824	0.816	49.824		
60	295	Nicholas LEVA	FIN	Formula K	FK Racing Team AB Ltd	49.841	0.833			49.841
61	292	Fabian ERLE	DEU	Maranello	Nees Racing	49.846	0.838		49.846	
62	251	Alberto LA GALA	ITA	Energy	FK Racing Team AB Ltd	49.864	0.856	49.864		
63	237	Sten Dorian PIIRIMAGI	EST	Tonykart	Aix Racing Team	49.887	0.879	49.887		
64	281	Antoni PTAK	USA	Birel	KMS Hungary	49.891	0.883	49.891		
65	308	Nikolaj ROGIVUE	CHE	Birel	Spirit Racing	49.902	0.894	49.902		
66	275	Massimo ACETO	ITA	Righetti Ridoll	Gold Kart Racing Team	49.963	0.955			49.963
67	261	Aggelos MALANDRINOS	GRC	Tonykart	A M Racing Kart Team	49.996	0.988			49.996
68	274	Andrea ZEMIN	ITA	Righetti Ridoll	Gold Kart Racing Team	50.031	1.023	50.031		
69	302	Ipppei YAMAMOTO	JPN	Intrepid	Intrepid Driver Program	50.083	1.075	50.083		
70	307	Celine HOLDERBAUM	ESP	Kosmic	Binakart	50.107	1.099	50.107		
71	277	Ameer HASSAN	ARE	FA Kart	Team TKP	50.192	1.184			50.192
72	246	David RYCHTAR	CZE	Birel	Gregor Racing	50.295	1.287	50.295		
73	304	Alexander TSVETANOS	BUL	Tonykart	BVA Racing Team	50.386	1.378		50.386	
DQ	310	Niccolo SCHIRO	ITA	Energy	Energy Racing					
DNS	303	Carlo BORGHESE	ITA	RK	Laudato Racing Team					
DNS	266	Connor JUPP	GBR	Alonso	Dan Holland Racing					

Announcements

These results are provisional until the conclusion of any judicial and technical matters
 No. 310 excluded from Qualifying Practice / reason technical non conformity

Heat organization
Rotax Euro Challenge 2013
Laghi / Italy
Rotax Max Seniors Group A

Group	Pos	No.	Firstname	Lastname	Class	Overall BestTm
Group A	1	222	Harry	WEBB	Senior	49 008
Group A	6	282	Mark	FERENCZ	Senior	49 142
Group A	11	240	Eva	BENES	Senior	49 257
Group A	16	227	Ryo	HIROOKA	Senior	49 338
Group A	21	305	Xavier	POZZOLI	Senior	49 384
Group A	26	221	Jan	JONCK	Senior	49 453
Group A	31	255	Ludvig	MORIN	Senior	49 498
Group A	36	279	Luke	VARLEY	Senior	49 546
Group A	41	219	Sam	SCHIPPERS	Senior	49 589
Group A	46	253	Kenny	VERMEYLEN	Senior	49 648
Group A	51	235	Petr	FULIN	Senior	49 712
Group A	56	244	Alfredo	ZABALZA	Senior	49 765
Group A	61	292	Fabian	ERLE	Senior	49 846
Group A	66	275	Massimo	ACETO	Senior	49 963
Group A	71	277	Ameer	HASSAN	Senior	50 192
Group A	76	266	Connor	JUPP	Senior	DNS



Clerk of the course Nigel Edwards:

Stewards (Chairman) Ian Watson:

Scrutineer Paul Klaassen:

Timekeeping Ingrid/Meik Wagner:

Printed: 2013-05-24 16:23

Posted at: h

**Heat organization
Rotax Euro Challenge 2013
Laghi / Italy
Rotax Max Seniors Group B**

Group	Pos	No.	Firstname	Lastname	Class	Overall BestTm
Group B	2	231	Pierce	LEHANE	Senior	49 044
Group B	7	297	Max	VERSTAPPEN	Senior	49 179
Group B	12	207	Bas	DE LAAT	Senior	49 283
Group B	17	270	Oliver	MYERS	Senior	49 339
Group B	22	298	Felice	TIENE	Senior	49 388
Group B	27	214	Petr	BEZEL	Senior	49 454
Group B	32	268	Cecile	MARTINI	Senior	49 508
Group B	37	250	Lennert	VAN BOGAERT	Senior	49 553
Group B	42	230	Fazio	FRANSSEN	Senior	49 600
Group B	47	242	Lukasz	BARTHOSZUK	Senior	49 655
Group B	52	293	Henrique	BAPTISTA	Senior	49 714
Group B	57	267	Michael	COOL	Senior	49 766
Group B	62	251	Alberto	LA GALA	Senior	49 864
Group B	67	261	Aggelos	MALANDRINOS	Senior	49 996
Group B	72	246	David	RYCHTAR	Senior	50 295



Clerk of the course Nigel Edwards:

Stewards (Chairman) Ian Watson:

Scrutineer Paul Klaassen:

Timekeeping Ingrid/Meik Wagner:

Printed: 2013-05-24 16:23

Posted at: h

Heat organization
Rotax Euro Challenge 2013
Laghi / Italy
Rotax Max Seniors Group C

Group	Pos	No.	Firstname	Lastname	Class	Overall BestTm
Group C	3	206	Philip	MORIN	Senior	49 045
Group C	8	236	Jack	WEPRIN	Senior	49 195
Group C	13	223	Aavo	TALVAR	Senior	49 303
Group C	18	258	Randy	BERGLAS	Senior	49 365
Group C	23	263	Tobias	HOLM	Senior	49 390
Group C	28	301	Filippo	LAGHI	Senior	49 472
Group C	33	309	Zachary	CLAMAN DE MEL	Senior	49 516
Group C	38	249	Alessandro	TROMBELLI	Senior	49 559
Group C	43	247	Glenn	VAN PARIJS	Senior	49 623
Group C	48	259	Max	RENBORG	Senior	49 687
Group C	53	225	Kyle	FOWLIE	Senior	49 719
Group C	58	300	Lorenzo	SCATIGNA	Senior	49 809
Group C	63	237	Sten Dorian	PIIRIMAGI	Senior	49 887
Group C	68	274	Andrea	ZEMIN	Senior	50 031
Group C	73	304	Alexander	TSVETANOS	Senior	50 386



Clerk of the course Nigel Edwards:

Stewards (Chairman) Ian Watson:

Scrutineer Paul Klaassen:

Timekeeping Ingrid/Meik Wagner:

Printed: 2013-05-24 16:23

posted at: h

Heat organization
Rotax Euro Challenge 2013
Laghi / Italy
Rotax Max Seniors Group D

Group	Pos	No.	Firstname	Lastname	Class	Overall BestTm
Group D	4	241	Karol	DABSKI	Senior	49 104
Group D	9	239	Niklas	TIIHONEN	Senior	49 209
Group D	14	260	Charlie	TURNER	Senior	49 324
Group D	19	272	Santeri	KALLIO	Senior	49 371
Group D	24	202	Edward	BRAND	Senior	49 413
Group D	29	217	Maximilian	WEINZIERL	Senior	49 480
Group D	34	218	Antoine	BARTHON	Senior	49 517
Group D	39	216	Bryan	EERDEN	Senior	49 575
Group D	44	271	Kristian	THORSEN	Senior	49 638
Group D	49	284	Antoine	LEPESQUEUX	Senior	49 698
Group D	54	306	Yuto	TSUJII	Senior	49 730
Group D	59	288	Riccardo	ALBERTI	Senior	49 824
Group D	64	281	Antoni	PTAK	Senior	49 891
Group D	69	302	Ippei	YAMAMOTO	Senior	50 083
Group D	74	310	Niccolo	SCHIRO	Senior	DQ



Clerk of the course Nigel Edwards:

Stewards (Chairman) Ian Watson:

Scrutineer Paul Klaassen:

Timekeeping Ingrid/Meik Wagner:

Printed: 2013-05-24 16:23

posted at: h

Heat organization
Rotax Euro Challenge 2013
Laghi / Italy
Group E

Group	Pos	No.	Firstname	Lastname	Class	Overall BestTm
Group E	5	228	Eugene	DENYSSEN	Senior	49 139
Group E	10	234	Charlie	EASTWOOD	Senior	49 246
Group E	15	208	Jiri	FORMAN	Senior	49 325
Group E	20	276	Martin	HENCKEL MORTÉ	Senior	49 382
Group E	25	226	Jessica	BACKMAN	Senior	49 418
Group E	30	264	Jules	COUSIN	Senior	49 498
Group E	35	299	Marc	GONZALEZ	Senior	49 537
Group E	40	248	Juuso	PYKALAINEN	Senior	49 587
Group E	45	296	Jeremie	LESOUDIER	Senior	49 644
Group E	50	283	Joey	VAN SPLUNTERE	Senior	49 706
Group E	55	245	Berat	TURKER	Senior	49 730
Group E	60	295	Nicholas	LEVA	Senior	49 841
Group E	65	308	Nikolaj	ROGIVUE	Senior	49 902
Group E	70	307	Celine	HOLDERBAUM	Senior	50 107
Group E	75	303	Carlo	BORGHESE	Senior	DNS



Clerk of the course Nigel Edwards:

Stewards (Chairman) Ian Watson:

Scrutineer Paul Klaassen:

Timekeeping Ingrid/Meik Wagner:

Printed: 2013-05-24 16:23

posted at: h

Rotax Euro Challenge 2013
 Class: Rotax Max Seniors
 Date/Time: 2013-05-25 10:10

Track: Laghi / Italy
 Heat: Race 1 Qualifying Heat 1 A+B
 Laps: 10

Edition 1

	35	18		36
	33	17		34
Connor JUPP	266	16		32
	31			
Ameer HASSAN	277	15	David RYCHTAR	246
	29			30
Massimo ACETO	275	14	Aggelos MALANDRINOS	261
	27			28
Fabian ERLE	292	13	Alberto LA GALA	251
	25			26
Alfredo ZABALZA	244	12	Michael COOL	267
	23			24
Petr FULIN	235	11	Henrique BAPTISTA	293
	21			22
Kenny VERMEYLEN	253	10	Lukasz BARTHOSZUK	242
	19			20
Sam SCHIPPERS	219	9	Fazio FRANSSEN	230
	17			18
Luke VARLEY	279	8	Lennert VAN BOGAERT	250
	15			16
Ludvig MORIN	255	7	Cecile MARTINI	268
	13			14
Jan JONCK	221	6	Petr BEZEL	214
	11			12
Xavier POZZOLI	305	5	Felice TIENE	298
	9			10
Ryo HIROOKA	227	4	Oliver MYERS	270
	7			8
Eva BENES	240	3	Bas DE LAAT	207
	5			6
Mark FERENCZ	282	2	Max VERSTAPPEN	297
	3			4
Harry WEBB	222	1	Pierce LEHANE	231
	1			2

Pole Position

Clerk of the course Nigel Edwards:
 Stewards (Chairman) Ian Watson:

Scrutineer Paul Klaassen:
 Timekeeping Ingrid/Meik Wagner:

posted at: h

These results are provisional until the conclusion of any judicial and technical matters

printed 2013-05-24 16:26

Rotax Euro Challenge 2013
 Class: Rotax Max Seniors
 Date/Time: 2013-05-25 10:30

Track: Laghi / Italy
 Heat: Race 2 Qualifying Heat 2 C+D
 Laps: 10

Edition 1

	35	18		36
	33	17		34
	31	16		32
Alexander TSVETANOS	304	15	Niccolo SCHIRO	310
	29			30
Andrea ZEMIN	274	14	Ipppei YAMAMOTO	302
	27			28
Sten Dorian PIIRIMAGI	237	13	Antoni PTAK	281
	25			26
Lorenzo SCATIGNA	300	12	Riccardo ALBERTI	288
	23			24
Kyle FOWLIE	225	11	Yuto TSUJII	306
	21			22
Max RENBERG	259	10	Antoine LEPESQUEUX	284
	19			20
Glenn VAN PARIJS	247	9	Kristian THORSEN	271
	17			18
Alessandro TROMBELLI	249	8	Bryan EERDEN	216
	15			16
Zachary CLAMAN DE ME	309	7	Antoine BARTHON	218
	13			14
Filippo LAGHI	301	6	Maximilian WEINZIERL	217
	11			12
Tobias HOLM	263	5	Edward BRAND	202
	9			10
Randy BERGLAS	258	4	Santeri KALLIO	272
	7			8
Aavo TALVAR	223	3	Charlie TURNER	260
	5			6
Jack WEPRIN	236	2	Niklas TIIHONEN	239
	3			4
Philip MORIN	206	1	Karol DABSKI	241
	1			2

Pole Position

Clerk of the course Nigel Edwards:
 Stewards (Chairman) Ian Watson:

Scrutineer Paul Klaassen:
 Timekeeping Ingrid/Meik Wagner:

Rotax Euro Challenge 2013
 Class: Rotax Max Seniors
 Date/Time: 2013-05-25 12:10

Track: Laghi / Italy
 Heat: Race 7 Qualifying Heat 3 A+E
 Laps: 10

Edition 1

	35		18		36
	33		17		34
Connor JUPP	266	Group A DNS	16		32
Ameer HASSAN	277	Group A 50 192	15	Carlo BORGHESE	303 Group E DNS
Massimo ACETO	275	Group A 49 963	14	Celine HOLDERBAUM	307 Group E 50 107
Fabian ERLE	292	Group A 49 846	13	Nikolaj ROGIVUE	308 Group E 49 902
Alfredo ZABALZA	244	Group A 49 765	12	Nicholas LEVA	295 Group E 49 841
Petr FULIN	235	Group A 49 712	11	Berat TURKER	245 Group E 49 730
Kenny VERMEYLEN	253	Group A 49 648	10	Joey VAN SPLUNTER	283 Group E 49 706
Sam SCHIPPERS	219	Group A 49 589	9	Jeremie LESOUDIER	296 Group E 49 644
Luke VARLEY	279	Group A 49 546	8	Juuso PYKALAINEN	248 Group E 49 587
Ludvig MORIN	255	Group A 49 498	7	Marc GONZALEZ	299 Group E 49 537
Jan JONCK	221	Group A 49 453	6	Jules COUSIN	264 Group E 49 498
Xavier POZZOLI	305	Group A 49 384	5	Jessica BACKMAN	226 Group E 49 418
Ryo HIROOKA	227	Group A 49 338	4	Martin HENCKEL MORT	276 Group E 49 382
Eva BENES	240	Group A 49 257	3	Jiri FORMAN	208 Group E 49 325
Mark FERENCZ	282	Group A 49 142	2	Charlie EASTWOOD	234 Group E 49 246
Harry WEBB	222	Group A 49 008	1	Eugene DENYSSEN	228 Group E 49 139

Pole Position

Clerk of the course Nigel Edwards:
 Stewards (Chairman) Ian Watson:

Scrutineer Paul Klaassen:
 Timekeeping Ingrid/Meik Wagner:

Rotax Euro Challenge 2013
 Class: Rotax Max Seniors
 Date/Time: 2013-05-25 12:30

Track: Laghi / Italy
 Heat: Race 8 Qualifying Heat 4 B+C
 Laps: 10

Edition 1

	35	18		36
	33	17		34
	31	16		32
David RYCHTAR	246	15	Alexander TSVETANOS	304
	29			30
Aggelos MALANDRINOS	261	14	Andrea ZEMIN	274
	27			28
Alberto LA GALA	251	13	Sten Dorian PIIRIMAGI	237
	25			26
Michael COOL	267	12	Lorenzo SCATIGNA	300
	23			24
Henrique BAPTISTA	293	11	Kyle FOWLIE	225
	21			22
Lukasz BARTHOSZUK	242	10	Max RENBERG	259
	19			20
Fazio FRANSSEN	230	9	Glenn VAN PARIJS	247
	17			18
Lennert VAN BOGAERT	250	8	Alessandro TROMBELLI	249
	15			16
Cecile MARTINI	268	7	Zachary CLAMAN DE ME	309
	13			14
Petr BEZEL	214	6	Filippo LAGHI	301
	11			12
Felice TIENE	298	5	Tobias HOLM	263
	9			10
Oliver MYERS	270	4	Randy BERGLAS	258
	7			8
Bas DE LAAT	207	3	Aavo TALVAR	223
	5			6
Max VERSTAPPEN	297	2	Jack WEPRIN	236
	3			4
Pierce LEHANE	231	1	Philip MORIN	206
	1			2

Pole Position

Clerk of the course Nigel Edwards:
 Stewards (Chairman) Ian Watson:

Scrutineer Paul Klaassen:
 Timekeeping Ingrid/Meik Wagner:

Rotax Euro Challenge 2013
 Class: Rotax Max Seniors
 Date/Time: 2013-05-25 13:20

Track: Laghi / Italy
 Heat: Race 9 Qualifying Heat 5 D+E
 Laps: 10

Edition 1

	35	18		36
	33	17		34
	31	16		32
Niccolo SCHIRO	310	15	Carlo BORGHESE	303
	29			30
Ippei YAMAMOTO	302	14	Celine HOLDERBAUM	307
	27			28
Antoni PTAK	281	13	Nikolaj ROGIVUE	308
	25			26
Riccardo ALBERTI	288	12	Nicholas LEVA	295
	23			24
Yuto TSUJII	306	11	Berat TURKER	245
	21			22
Antoine LEPESQUEUX	284	10	Joey VAN SPLUNTER	283
	19			20
Kristian THORSEN	271	9	Jeremie LESOUDIER	296
	17			18
Bryan EERDEN	216	8	Juuso PYKALAINEN	248
	15			16
Antoine BARTHON	218	7	Marc GONZALEZ	299
	13			14
Maximilian WEINZIERL	217	6	Jules COUSIN	264
	11			12
Edward BRAND	202	5	Jessica BACKMAN	226
	9			10
Santeri KALLIO	272	4	Martin HENCKEL MORT	276
	7			8
Charlie TURNER	260	3	Jiri FORMAN	208
	5			6
Niklas TIIHONEN	239	2	Charlie EASTWOOD	234
	3			4
Karol DABSKI	241	1	Eugene DENYSSEN	228
	1			2

Pole Position

Clerk of the course Nigel Edwards:
 Stewards (Chairman) Ian Watson:

Scrutineer Paul Klaassen:
 Timekeeping Ingrid/Meik Wagner:

Rotax Euro Challenge 2013
 Class: Rotax Max Seniors
 Date/Time: 2013-05-25 13:40

Track: Laghi / Italy
 Heat: Race 10 Qualifying Heat 6 A+C
 Laps: 10

Edition 1

	35	18		36
	33	17		34
Connor JUPP	266	16		32
	31			
Ameer HASSAN	277	15	Alexander TSVETANOS	304
	29			30
Massimo ACETO	275	14	Andrea ZEMIN	274
	27			28
Fabian ERLE	292	13	Sten Dorian PIIRIMAGI	237
	25			26
Alfredo ZABALZA	244	12	Lorenzo SCATIGNA	300
	23			24
Petr FULIN	235	11	Kyle FOWLIE	225
	21			22
Kenny VERMEYLEN	253	10	Max RENBERG	259
	19			20
Sam SCHIPPERS	219	9	Glenn VAN PARIJS	247
	17			18
Luke VARLEY	279	8	Alessandro TROMBELLI	249
	15			16
Ludvig MORIN	255	7	Zachary CLAMAN DE ME	309
	13			14
Jan JONCK	221	6	Filippo LAGHI	301
	11			12
Xavier POZZOLI	305	5	Tobias HOLM	263
	9			10
Ryo HIROOKA	227	4	Randy BERGLAS	258
	7			8
Eva BENES	240	3	Aavo TALVAR	223
	5			6
Mark FERENCZ	282	2	Jack WEPRIN	236
	3			4
Harry WEBB	222	1	Philip MORIN	206
	1			2

Pole Position

Clerk of the course Nigel Edwards:
 Stewards (Chairman) Ian Watson:

Scrutineer Paul Klaassen:
 Timekeeping Ingrid/Meik Wagner:

posted at: h

These results are provisional until the conclusion of any judicial and technical matters

printed 2013-05-24 16:28

Rotax Euro Challenge 2013
 Class: Rotax Max Seniors
 Date/Time: 2013-05-25 15:20

Track: Laghi / Italy
 Heat: Race 15 Qualifying Heat 7 B+E
 Laps: 10

Edition 1

	35	18		36
	33	17		34
	31	16		32
David RYCHTAR	246	15	Carlo BORGHESE	303
	29			30
Aggelos MALANDRINOS	261	14	Celine HOLDERBAUM	307
	27			28
Alberto LA GALA	251	13	Nikolaj ROGIVUE	308
	25			26
Michael COOL	267	12	Nicholas LEVA	295
	23			24
Henrique BAPTISTA	293	11	Berat TURKER	245
	21			22
Lukasz BARTHOSZUK	242	10	Joey VAN SPLUNTER	283
	19			20
Fazio FRANSSEN	230	9	Jeremie LESOUDIER	296
	17			18
Lennert VAN BOGAERT	250	8	Juuso PYKALAINEN	248
	15			16
Cecile MARTINI	268	7	Marc GONZALEZ	299
	13			14
Petr BEZEL	214	6	Jules COUSIN	264
	11			12
Felice TIENE	298	5	Jessica BACKMAN	226
	9			10
Oliver MYERS	270	4	Martin HENCKEL MORT	276
	7			8
Bas DE LAAT	207	3	Jiri FORMAN	208
	5			6
Max VERSTAPPEN	297	2	Charlie EASTWOOD	234
	3			4
Pierce LEHANE	231	1	Eugene DENYSSEN	228
	1			2

Pole Position

Clerk of the course Nigel Edwards:
 Stewards (Chairman) Ian Watson:

Scrutineer Paul Klaassen:
 Timekeeping Ingrid/Meik Wagner:

posted at: h

These results are provisional until the conclusion of any judicial and technical matters

printed 2013-05-24 16:28



Rotax Euro Challenge 2013 Laghi / Italy

Rotax Seniors

Laghi / Italy 1,256 Km

RACE 1 Qualifying Heat 1 A-B

2013-05-25 10:10

Race (10 Laps) started at 10:13:07

Pos	No.	Name	Nat.	Chassis	Race Team	Laps	Total Tm	Diff	Best Tm	In Lap	km/h	Points
1	214	Petr BEZEL	CZE	MS Kart	MS Kart Racing Team	10	11:35.542		1:08.543	8	65,967	0
2	297	Max VERSTAPPEN	ITA	CRG	CRG SPA	10	11:35.939	0.397	1:08.677	7	65,839	0
3	207	Bas DE LAAT	NLD	Gillard	PDB Kart Racing	10	11:38.083	2.541	1:08.733	5	65,785	0
4	222	Harry WEBB	GBR	Tonykart	Strawberry Racing	10	11:43.225	7.683	1:09.222	9	65,320	0
5	279	Luke VARLEY	GBR	Birel	KMS Hungary	10	11:45.086	9.544	1:08.473	7	66,035	0
6	270	Oliver MYERS	GBR	Tonykart	Coles Racing	10	11:45.274	9.732	1:09.046	9	65,487	0
7	231	Pierce LEHANE	AUS	Alonso	Dan Holland Racing	10	11:45.869	10.327	1:08.742	8	65,776	0
8	305	Xavier POZZOLI	FRA	Kosmic	Sonic Racing Kart	10	11:46.589	11.047	1:09.710	9	64,863	0
9	275	Massimo ACETO	ITA	Righetti Ridolf	Gold Kart Racing Team	10	11:47.869	12.327	1:09.058	9	65,475	0
10	267	Michael COOL	BEL	Tonykart	Bouvin Power	10	11:49.806	14.264	1:09.114	9	65,422	0
11	253	Kenny VERMEYLEN	BEL	Tecno	Tecno Kart Racing	10	11:51.335	15.793	1:08.785	9	65,735	0
12	219	Sam SCHIPPERS	NLD	FA Kart	Team TKP	10	11:52.936	17.394	1:08.843	8	65,680	0
13	230	Fazio FRANSSSEN	NLD	CRG	CRG Holland	10	11:55.143	19.601	1:09.237	9	65,306	0
14	255	Ludvig MORIN	SWE	Kosmic	Morin Racing	10	11:58.879	23.337	1:09.991	8	64,603	0
15	266	Connor JUPP	GBR	Alonso	Dan Holland Racing	10	12:00.975	25.433	1:10.070	9	64,530	0
16	251	Alberto LA GALA	ITA	Energy	FK Racing Team AB Ltd	10	12:01.782	26.240	1:09.550	10	65,012	0
17	240	Eva BENES	FRA	Kosmic	PKS	10	12:03.992	28.450	1:10.677	10	63,976	0
18	235	Petr FULIN	CZE	OK1	OK1 Racing Team	10	12:04.811	29.269	1:10.539	10	64,101	0
19	250	Lennert VAN BOGAERT	BEL	Sodi	WINMAX Team	10	12:06.821	31.279	1:10.951	8	63,728	0
20	244	Alfredo ZABALZA	MEX	Kosmic	Paul Carr Racing	10	12:06.837	31.295	1:10.235	8	64,378	0
21	246	David RYCHTAR	CZE	Birel	Gregor Racing	10	12:06.874	31.332	1:10.621	4	64,026	0
22	293	Henrique BAPTISTA	PRT	Kosmic	Paul Carr Racing	10	12:08.751	33.209	1:10.703	9	63,952	0
23	242	Lukasz BARTOSZUK	POL	Tonykart	Wyrzykowski Motorsport	10	12:09.538	33.996	1:11.263	9	63,449	0
24	261	Aggelos MALANDRINOS	GRC	Tonykart	A M Racing Kart Team	10	12:11.418	35.876	1:10.898	7	63,776	0
25	292	Fabian ERLE	DEU	Maranello	Nees Racing	10	12:14.400	38.858	1:10.345	10	64,277	0
26	282	Mark FERENCZ	HUN	DR	VPDR	10	12:14.690	39.148	1:10.414	10	64,215	0
27	221	Jan JONCK	DNK	Tonykart	RS Competition	10	12:15.997	40.455	1:11.543	6	63,201	0
28	227	Ryo HIROOKA	JPN	Intrepid	Intrepid Driver Program	10	12:18.270	42.728	1:11.749	3	63,020	0
29	268	Cecile MARTINI	FRA	Sodikart	Martini Racing Kart	10	12:23.443	47.901	1:11.555	7	63,191	0
30	298	Felice TIENE	ITA	CRG	CRG SPA	1	1:15.381	9 Laps	1:14.443	1	60,739	0

Not classified

DNS	277	Ameer HASSAN	ARE	FA Kart	Team TKP			DNS		0	-	0
-----	-----	--------------	-----	---------	----------	--	--	-----	--	---	---	---

Announcements

These results are provisional until the conclusion of any judicial and technical matters

Margin of Victory	Ø km/h	Best Lap Tm	km/h	Best Lap by
0.397	65,008	1:08.473	66,035	279 - Luke VARLEY

Official Timing www.camp-company.de / www.motorsport-events.se

Orbits

Timekeeping Ingrid and Meik Wagner:

Clerk of the course Nigel Edwards:

www.mylaps.com

Steward (Chairman) Ian Watson:

Chief Scrutineer Paul Klaassen:

Licensed to: Motorsport Events

Printed: 2013-05-25 10:26:26

posted at:

h

Rotax Euro Challenge 2013
 Class: Rotax Max Seniors
 Date/Time: 2013-05-25 15:40

Track: Laghi / Italy
 Heat: Race 16 Qualifying Heat 8 A+D
 Laps: 10

Edition 1

	35	18		36
	33	17		34
Connor JUPP	266	16		32
	31			
Ameer HASSAN	277	15	Niccolo SCHIRO	310
	29			30
Massimo ACETO	275	14	Ipppei YAMAMOTO	302
	27			28
Fabian ERLE	292	13	Antoni PTAK	281
	25			26
Alfredo ZABALZA	244	12	Riccardo ALBERTI	288
	23			24
Petr FULIN	235	11	Yuto TSUJII	306
	21			22
Kenny VERMEYLEN	253	10	Antoine LEPESQUEUX	284
	19			20
Sam SCHIPPERS	219	9	Kristian THORSEN	271
	17			18
Luke VARLEY	279	8	Bryan EERDEN	216
	15			16
Ludvig MORIN	255	7	Antoine BARTHON	218
	13			14
Jan JONCK	221	6	Maximilian WEINZIERL	217
	11			12
Xavier POZZOLI	305	5	Edward BRAND	202
	9			10
Ryo HIROOKA	227	4	Santeri KALLIO	272
	7			8
Eva BENES	240	3	Charlie TURNER	260
	5			6
Mark FERENCZ	282	2	Niklas TIIHONEN	239
	3			4
Harry WEBB	222	1	Karol DABSKI	241
	1			2

Pole Position

Clerk of the course Nigel Edwards:
 Stewards (Chairman) Ian Watson:

Scrutineer Paul Klaassen:
 Timekeeping Ingrid/Meik Wagner:

posted at: h

These results are provisional until the conclusion of any judicial and technical matters

printed 2013-05-24 16:29

Rotax Euro Challenge 2013
 Class: Rotax Max Seniors
 Date/Time: 2013-05-25 17:00

Track: Laghi / Italy
 Heat: Race 19 Qualifying Heat 9 C+E
 Laps: 10

Edition 1

	35	18		36
	33	17		34
	31	16		32
Alexander TSVETANOS	304 29	15	Carlo BORGHESE	303 30
Andrea ZEMIN	274 27	14	Celine HOLDERBAUM	307 28
Sten Dorian PIIRIMAGI	237 25	13	Nikolaj ROGIVUE	308 26
Lorenzo SCATIGNA	300 23	12	Nicholas LEVA	295 24
Kyle FOWLIE	225 21	11	Berat TURKER	245 22
Max RENBERG	259 19	10	Joey VAN SPLUNTER	283 20
Glenn VAN PARIJS	247 17	9	Jeremie LESOUDIER	296 18
Alessandro TROMBELLI	249 15	8	Juuso PYKALAINEN	248 16
Zachary CLAMAN DE ME	309 13	7	Marc GONZALEZ	299 14
Filippo LAGHI	301 11	6	Jules COUSIN	264 12
Tobias HOLM	263 9	5	Jessica BACKMAN	226 10
Randy BERGLAS	258 7	4	Martin HENCKEL MORT	276 8
Aavo TALVAR	223 5	3	Jiri FORMAN	208 6
Jack WEPRIN	236 3	2	Charlie EASTWOOD	234 4
Philip MORIN	206 1	1	Eugene DENYSSEN	228 2

Pole Position

Clerk of the course Nigel Edwards:
 Stewards (Chairman) Ian Watson:

Scrutineer Paul Klaassen:
 Timekeeping Ingrid/Meik Wagner:

posted at: h

These results are provisional until the conclusion of any judicial and technical matters

printed 2013-05-24 16:29

Rotax Euro Challenge 2013
 Class: Rotax Max Seniors
 Date/Time: 2013-05-25 17:20

Track: Laghi / Italy
 Heat: Race 20 Qualifying Heat 10 B+D
 Laps: 10

Edition 1

	35		18		36
	33		17		34
	31		16		32
David RYCHTAR	246	Group B 50 295	15	Niccolo SCHIRO	310
	29				30
Aggelos MALANDRINOS	261	Group B 49 996	14	Ipppei YAMAMOTO	302
	27				28
Alberto LA GALA	251	Group B 49 864	13	Antoni PTAK	281
	25				26
Michael COOL	267	Group B 49 766	12	Riccardo ALBERTI	288
	23				24
Henrique BAPTISTA	293	Group B 49 714	11	Yuto TSUJII	306
	21				22
Lukasz BARTHOSZUK	242	Group B 49 655	10	Antoine LEPESQUEUX	284
	19				20
Fazio FRANSSEN	230	Group B 49 600	9	Kristian THORSEN	271
	17				18
Lennert VAN BOGAERT	250	Group B 49 553	8	Bryan EERDEN	216
	15				16
Cecile MARTINI	268	Group B 49 508	7	Antoine BARTHON	218
	13				14
Petr BEZEL	214	Group B 49 454	6	Maximilian WEINZIERL	217
	11				12
Felice TIENE	298	Group B 49 388	5	Edward BRAND	202
	9				10
Oliver MYERS	270	Group B 49 339	4	Santeri KALLIO	272
	7				8
Bas DE LAAT	207	Group B 49 283	3	Charlie TURNER	260
	5				6
Max VERSTAPPEN	297	Group B 49 179	2	Niklas TIIHONEN	239
	3				4
Pierce LEHANE	231	Group B 49 044	1	Karol DABSKI	241
	1				2

Pole Position

Clerk of the course Nigel Edwards:
 Stewards (Chairman) Ian Watson:

Scrutineer Paul Klaassen:
 Timekeeping Ingrid/Meik Wagner:



Rotax Euro Challenge 2013 Laghi / Italy

Rotax Seniors

Laghi / Italy 1,256 Km

Warm up Odd Numbers

2013-05-25 09:00

Practice (5:00 Time) started at 9:00:02

Pos	No.	Name	Nat.	Chassis	Race Team	Laps	Best Tm	Diff	Gap	In Lap	km/h
1	293	Henrique BAPTISTA	PRT	Kosmic	Paul Carr Racing	4	1:00.439			2	74,813
2	279	Luke VARLEY	GBR	Birel	KMS Hungary	4	1:06.613	6.174	6.174	3	67,879
3	223	Aavo TALVAR	EST	Tonykart	Talvar Racing	4	1:07.738	7.299	1.125	1	66,751
4	255	Ludvig MORIN	SWE	Kosmic	Morin Racing	4	1:08.040	7.601	0.302	2	66,455
5	297	Max VERSTAPPEN	ITA	CRG	CRG SPA	4	1:08.050	7.611	0.010	2	66,445
6	283	Joey VAN SPLUNTEREN	NLD	Gillard	DFK Racing Team	4	1:08.092	7.653	0.042	2	66,404
7	249	Alessandro TROMBELLI	ITA	Energy	FK Racing Team AB Ltd	2	1:08.411	7.972	0.319	2	66,095
8	239	Niklas TIIHONEN	FIN	Formula K	FK Racing Team AB Ltd	4	1:08.453	8.014	0.042	3	66,054
9	267	Michael COOL	BEL	Tonykart	Bouvin Power	3	1:08.607	8.168	0.154	2	65,906
10	253	Kenny VERMEYLEN	BEL	Tecno	Tecno Kart Racing	4	1:08.637	8.198	0.030	3	65,877
11	225	Kyle FOWLIE	GBR	Tonykart	Strawberry Racing	4	1:08.640	8.201	0.003	3	65,874
12	207	Bas DE LAAT	NLD	Gillard	PDB Kart Racing	4	1:08.661	8.222	0.021	2	65,854
13	263	Tobias HOLM	DNK	Tonykart	RS Competition	4	1:08.693	8.254	0.032	3	65,823
14	305	Xavier POZZOLI	FRA	Kosmic	Sonic Racing Kart	4	1:08.706	8.267	0.013	2	65,811
15	251	Alberto LA GALA	ITA	Energy	FK Racing Team AB Ltd	4	1:08.711	8.272	0.005	2	65,806
16	221	Jan JONCK	DNK	Tonykart	RS Competition	4	1:08.796	8.357	0.085	2	65,725
17	241	Karol DABSKI	POL	Praga	Praga Racing	4	1:08.870	8.431	0.074	3	65,654
18	295	Nicholas LEVA	FIN	Formula K	FK Racing Team AB Ltd	4	1:08.884	8.445	0.014	2	65,641
19	235	Petr FULIN	CZE	OK1	OK1 Racing Team	4	1:08.975	8.536	0.091	3	65,554
20	247	Glenn VAN PARIJS	BEL	Tonykart	Bouvin Power/Raw Racing	4	1:09.013	8.574	0.038	3	65,518
21	301	Filippo LAGHI	ITA	Haase	Motor ONE	4	1:09.125	8.686	0.112	4	65,412
22	219	Sam SCHIPPERS	NLD	FA Kart	Team TKP	4	1:09.240	8.801	0.115	3	65,303
23	299	Marc GONZALEZ	ESP	Kosmic	Binakart	4	1:09.346	8.907	0.106	2	65,203
24	271	Kristian THORSEN	DNK	Tonykart	RS Competition	4	1:09.841	9.402	0.495	3	64,741
25	231	Pierce LEHANE	AUS	Alonso	Dan Holland Racing	3	1:09.849	9.410	0.008	2	64,734
26	275	Massimo ACETO	ITA	Righetti Ridol	Gold Kart Racing Team	4	1:09.852	9.413	0.003	3	64,731
27	259	Max RENBERG	SWE	Tonykart	Renbergs Racing	4	1:09.874	9.435	0.022	4	64,711
28	217	Maximilian WEINZIERL	AUT	Alonso	Dan Holland Racing	4	1:10.146	9.707	0.272	4	64,460
29	237	Sten Dorian PIIRIMAGI	EST	Tonykart	Aix Racing Team	4	1:10.693	10.254	0.547	2	63,961
30	309	Zachary CLAMAN DE MELC	CAN	CRG	CRG SPA	3	1:10.919	10.480	0.226	3	63,757
31	281	Antoni PTAK	USA	Birel	KMS Hungary	1	1:11.284	10.845	0.365	1	63,431
32	227	Ryo HIROOKA	JPN	Intrepid	Intrepid Driver Program	4	1:11.325	10.886	0.041	3	63,394
33	307	Celine HOLDERBAUM	ESP	Kosmic	Binakart	4	1:12.080	11.641	0.755	2	62,730
34	245	Berat TURKER	TUR	Formula K	Formula K UK	3	1:13.455	13.016	1.375	2	61,556
35	261	Aggelos MALANDRINOS	GRC	Tonykart	A M Racing Kart Team	3	1:13.957	13.518	0.502	3	61,138
36	303	Carlo BORGHESE	ITA	RK	Laudato Racing Team	1	1:15.339	14.900	1.382	1	60,017



Rotax Euro Challenge 2013 Laghi / Italy

Rotax Seniors

Laghi / Italy 1,256 Km

Warm up Even Numbers

2013-05-25 09:10

Practice (5:00 Time) started at 9:10:01

Pos	No.	Name	Nat.	Chassis	Race Team	Laps	Best Tm	Diff	Gap	In Lap	km/h
1	214	Petr BEZEL	CZE	MS Kart	MS Kart Racing Team	4	1:07.977			4	66,517
2	300	Lorenzo SCATIGNA	ITA	Haase	Motor.one	4	1:08.600	0.623	0.623	4	65,913
3	246	David RYCHTAR	CZE	Birel	Gregor Racing	4	1:08.684	0.707	0.084	4	65,832
4	284	Antoine LEPESQUEUX	FRA	Sodi	WINMAX Team	4	1:08.774	0.797	0.090	4	65,746
5	310	Niccolo SCHIRO	ITA	Energy	Energy Racing	4	1:09.081	1.104	0.307	4	65,454
6	264	Jules COUSIN	FRA	FA Kart	DSS Kart	4	1:09.195	1.218	0.114	2	65,346
7	296	Jeremie LESOUDIER	FRA	FA	DSS	4	1:09.336	1.359	0.141	3	65,213
8	308	Nikolaj ROGIVUE	CHE	Birel	Spirit Racing	4	1:09.383	1.406	0.047	4	65,169
9	248	Juuso PYKALAINEN	FIN	Tonykart	MPT Racing	4	1:09.424	1.447	0.041	4	65,130
10	216	Bryan EERDEN	NLD	Gillard	PDB Kart Racing	4	1:09.577	1.600	0.153	3	64,987
11	270	Oliver MYERS	GBR	Tonykart	Coles Racing	3	1:09.629	1.652	0.052	3	64,938
12	202	Edward BRAND	GBR	Intrepid	Intrepid Driver Program	4	1:09.650	1.673	0.021	3	64,919
13	298	Felice TIENE	ITA	CRG	CRG SPA	4	1:09.792	1.815	0.142	4	64,787
14	276	Martin HENCKEL MORTEN	DNK	Tonykart	RS Competition	3	1:09.915	1.938	0.123	3	64,673
15	218	Antoine BARTHON	FRA	Formula K	FK Racing Team AB Ltd	4	1:09.962	1.985	0.047	4	64,629
16	206	Philip MORIN	SWE	Alonso	Dan Holland Racing	4	1:09.981	2.004	0.019	4	64,612
17	258	Randy BERGLAS	CHE	Zanardi	G Star Raw Racing	4	1:10.115	2.138	0.134	2	64,488
18	260	Charlie TURNER	GBR	Tonykart	Coles Racing	4	1:10.169	2.192	0.054	4	64,439
19	240	Eva BENES	FRA	Kosmic	PKS	4	1:10.208	2.231	0.039	3	64,403
20	230	Fazio FRANSEN	NLD	CRG	CRG Holland	4	1:10.284	2.307	0.076	4	64,333
21	272	Santeri KALLIO	FIN	Formula K	FK Racing Team AB Ltd	3	1:10.380	2.403	0.096	3	64,246
22	208	Jiri FORMAN	CZE	Tonykart	Protrain Racing	3	1:10.709	2.732	0.329	3	63,947
23	234	Charlie EASTWOOD	IRL	Tonykart	Strawberry Racing	3	1:10.878	2.901	0.169	2	63,794
24	244	Alfredo ZABALZA	MEX	Kosmic	Paul Carr Racing	3	1:10.878	2.901		3	63,794
25	222	Harry WEBB	GBR	Tonykart	Strawberry Racing	3	1:10.950	2.973	0.072	3	63,729
26	266	Connor JUDD	GBR	Alonso	Dan Holland Racing	3	1:10.980	3.003	0.030	3	63,702
27	292	Fabian ERLE	DEU	Maranello	Nees Racing	3	1:11.133	3.156	0.153	2	63,565
28	228	Eugene DENYSSSEN	ZAF	Alonso	Dan Holland Racing	3	1:11.245	3.268	0.112	3	63,466
29	274	Andrea ZEMIN	ITA	Righetti Ridol	Gold Kart Racing Team	4	1:11.314	3.337	0.069	4	63,404
30	236	Jack WEPRIN	USA	Alonso	Dan Holland Racing	4	1:11.495	3.518	0.181	4	63,244
31	226	Jessica BACKMAN	SWE	Tonykart	Strawberry Racing	3	1:11.632	3.655	0.137	2	63,123
32	250	Lennert VAN BOGAERT	BEL	Sodi	WINMAX Team	4	1:11.637	3.660	0.005	2	63,118
33	242	Lukasz BARTOSZUK	POL	Tonykart	Wyrzykowski Motorsport	4	1:12.082	4.105	0.445	4	62,729
34	288	Riccardo ALBERTI	ITA	Kosmic	Scarpi Racing Team	3	1:12.769	4.792	0.687	1	62,136
35	302	Ipppei YAMAMOTO	JPN	Intrepid	Intrepid Driver Program	3	1:12.987	5.010	0.218	1	61,951
36	306	Yuto TSUJII	JPN	DR	VPDR	3	1:13.009	5.032	0.022	2	61,932
37	268	Cecile MARTINI	FRA	Sodikart	Martini Racing Kart	4	1:13.277	5.300	0.268	2	61,706
38	282	Mark FERENCZ	HUN	DR	VPDR	3	1:14.710	6.733	1.433	3	60,522
39	304	Alexander TSVETANOS	BUL	Tonykart	BVA Racing Team					0	-



#MOJO



Rotax Euro Challenge 2013 Laghi / Italy

Rotax Seniors

Laghi / Italy 1,256 Km

Warm up Even Numbers

2013-05-25 09:10

Practice (5:00 Time) started at 9:10:01

Lap	Time of Day	Lap Tm	Diff	S1 Tm	S2 Tm	S3 Tm
3	9:15:07.609	1:11.282	+0.404	25.592	18.778	26.912
(244) Alfredo ZABALZA						
1	9:12:40.027	1:11.761	+0.883	25.375	18.485	27.901
2	9:13:57.934	1:17.907	+7.029	31.622	18.717	27.568
3	9:15:08.812	1:10.878		25.581	18.281	27.016
(222) Harry WEBB						
1	9:12:51.351	1:11.602	+0.652	25.541	18.402	27.659
2	9:14:02.314	1:10.963	+0.013	25.433	18.218	27.312
3	9:15:13.264	1:10.950		25.118	18.455	27.377
(266) Connor JUPP						
1	9:12:43.230	1:12.129	+1.149	25.948	18.418	27.763
2	9:13:54.874	1:11.644	+0.664	25.567	18.411	27.666
3	9:15:05.854	1:10.980		25.504	18.510	26.966
(292) Fabian ERLE						
1	9:12:41.753	1:11.906	+0.773	25.778	19.039	27.089
2	9:13:52.886	1:11.133		25.039	18.460	27.634
3	9:15:04.341	1:11.455	+0.322	26.411	18.166	26.878
(228) Eugene DENYSSSEN						
1	9:12:41.175	1:12.977	+1.732	26.367	18.676	27.934
2	9:13:52.879	1:11.704	+0.459	25.171	18.674	27.859
3	9:15:04.124	1:11.245		25.678	18.392	27.175
(274) Andrea ZEMIN						
1	9:12:25.096	1:12.626	+1.312	26.187	18.975	27.464
2	9:13:37.301	1:12.205	+0.891	25.523	19.733	26.949
3	9:14:49.007	1:11.706	+0.392	25.737	18.340	27.629
4	9:16:00.321	1:11.314		25.835	18.545	26.934
(236) Jack WEPRIN						
1	9:12:28.967	1:13.224	+1.729	26.322	19.119	27.783
2	9:13:41.517	1:12.550	+1.055	25.695	19.108	27.747
3	9:14:53.855	1:12.338	+0.843	25.884	19.004	27.450
4	9:16:05.350	1:11.495		25.610	18.689	27.196
(226) Jessica BACKMAN						
1	9:12:44.022	1:14.919	+3.287	27.095	19.565	28.259
2	9:13:55.654	1:11.632		25.612	18.791	27.229
3	9:15:08.061	1:12.407	+0.775	25.523	18.680	28.204
(250) Lennert VAN BOGAERT						
1	9:12:31.698	1:12.205	+0.568	26.262	19.091	26.852
2	9:13:43.335	1:11.637		25.636	18.780	27.221
3	9:14:55.678	1:12.343	+0.706	26.053	18.668	27.622
4	9:16:28.474	1:32.796	+21.159	25.571	18.429	48.796
(242) Lukasz BARTOSZUK						
1	9:12:29.139	1:12.978	+0.896	26.229	19.391	27.358
2	9:13:41.832	1:12.693	+0.611	26.478	18.792	27.423
3	9:14:56.348	1:14.516	+2.434	25.871	19.610	29.035
4	9:16:08.430	1:12.082		25.727	18.890	27.465
(288) Riccardo ALBERTI						
1	9:12:44.330	1:12.769		25.781	18.823	28.165
2	9:13:57.478	1:13.148	+0.379	25.571	19.232	28.345
3	9:15:10.312	1:12.834	+0.065	26.340	18.915	27.579
(302) Ipppei YAMAMOTO						
1	9:12:31.447	1:12.987		26.086	19.513	27.388
2	9:13:45.252	1:13.805	+0.818	26.548	19.495	27.762
3	9:15:06.458	1:21.206	+8.219	33.903	19.273	28.030

Lap	Time of Day	Lap Tm	Diff	S1 Tm	S2 Tm	S3 Tm
(306) Yuto TSUJII						
1	9:12:47.356	1:14.578	+1.569	26.926	19.023	28.629
2	9:14:00.365	1:13.009		25.923	19.484	27.602
3	9:15:13.758	1:13.393	+0.384	25.862	19.334	28.197
(268) Cecile MARTINI						
1	9:12:34.328	1:14.040	+0.763	26.337	19.430	28.273
2	9:13:47.605	1:13.277		26.330	19.133	27.814
3	9:15:01.309	1:13.704	+0.427	26.266	19.454	27.984
4	9:16:15.392	1:14.083	+0.806	26.009	19.090	28.984
(282) Mark FERENCZ						
1	9:12:44.893	1:16.615	+1.905	26.865	20.175	29.575
2	9:13:59.616	1:14.723	+0.013	25.945	20.425	28.353
3	9:15:14.326	1:14.710		26.255	19.923	28.532



Rotax Euro Challenge 2013 Laghi / Italy

Rotax Seniors

Laghi / Italy 1,256 Km

RACE 1 Qualifying Heat 1 A-B **-NEW-**

2013-05-25 10:10

Race (10 Laps) started at 10:13:07

Pos	No.	Name	Nat.	Chassis	Race Team	Laps	Total Tm	Diff	Best Tm	In Lap	km/h	Points
1	214	Petr BEZEL	CZE	MS Kart	MS Kart Racing Team	10	11:35.542		1:08.543	8	65,967	0
2	297	Max VERSTAPPEN	ITA	CRG	CRG SPA	10	11:35.939	0.397	1:08.677	7	65,839	2
3	207	Bas DE LAAT	NLD	Gillard	PDB Kart Racing	10	11:38.083	2.541	1:08.733	5	65,785	3
4	222	Harry WEBB	GBR	Tonykart	Strawberry Racing	10	11:43.225	7.683	1:09.222	9	65,320	4
5	279	Luke VARLEY	GBR	Birel	KMS Hungary	10	11:45.086	9.544	1:08.473	7	66,035	5
6	270	Oliver MYERS	GBR	Tonykart	Coles Racing	10	11:45.274	9.732	1:09.046	9	65,487	6
7	231	Pierce LEHANE	AUS	Alonso	Dan Holland Racing	10	11:45.869	10.327	1:08.742	8	65,776	7
8	305	Xavier POZZOLI	FRA	Kosmic	Sonic Racing Kart	10	11:46.589	11.047	1:09.710	9	64,863	8
9	275	Massimo ACETO	ITA	Righetti Ridolf	Gold Kart Racing Team	10	11:47.869	12.327	1:09.058	9	65,475	9
10	267	Michael COOL	BEL	Tonykart	Bouvin Power	10	11:49.806	14.264	1:09.114	9	65,422	10
11	253	Kenny VERMEYLEN	BEL	Tecno	Tecno Kart Racing	10	11:51.335	15.793	1:08.785	9	65,735	11
12	219	Sam SCHIPPERS	NLD	FA Kart	Team TKP	10	11:52.936	17.394	1:08.843	8	65,680	12
13	230	Fazio FRANSSSEN	NLD	CRG	CRG Holland	10	11:55.143	19.601	1:09.237	9	65,306	13
14	255	Ludvig MORIN	SWE	Kosmic	Morin Racing	10	11:58.879	23.337	1:09.991	8	64,603	14
15	266	Connor JUPP	GBR	Alonso	Dan Holland Racing	10	12:00.975	25.433	1:10.070	9	64,530	15
16	240	Eva BENES	FRA	Kosmic	PKS	10	12:03.992	28.450	1:10.677	10	63,976	16
17	235	Petr FULIN	CZE	OK1	OK1 Racing Team	10	12:04.811	29.269	1:10.539	10	64,101	17
18	250	Lennert VAN BOGAERT	BEL	Sodi	WINMAX Team	10	12:06.821	31.279	1:10.951	8	63,728	18
19	244	Alfredo ZABALZA	MEX	Kosmic	Paul Carr Racing	10	12:06.837	31.295	1:10.235	8	64,378	19
20	246	David RYCHTAR	CZE	Birel	Gregor Racing	10	12:06.874	31.332	1:10.621	4	64,026	20
21	293	Henrique BAPTISTA	PRT	Kosmic	Paul Carr Racing	10	12:08.751	33.209	1:10.703	9	63,952	21
22	242	Lukasz BARTOSZUK	POL	Tonykart	Wyrzykowski Motorsport	10	12:09.538	33.996	1:11.263	9	63,449	22
23	261	Aggelos MALANDRINOS	GRC	Tonykart	A M Racing Kart Team	10	12:11.418	35.876	1:10.898	7	63,776	23
24	292	Fabian ERLE	DEU	Maranello	Nees Racing	10	12:14.400	38.858	1:10.345	10	64,277	24
25	282	Mark FERENCZ	HUN	DR	VPDR	10	12:14.690	39.148	1:10.414	10	64,215	25
26	221	Jan JONCK	DNK	Tonykart	RS Competition	10	12:15.997	40.455	1:11.543	6	63,201	26
27	227	Ryo HIROOKA	JPN	Intrepid	Intrepid Driver Program	10	12:18.270	42.728	1:11.749	3	63,020	27
28	268	Cecile MARTINI	FRA	Sodikart	Martini Racing Kart	10	12:23.443	47.901	1:11.555	7	63,191	28
29	298	Felice TIENE	ITA	CRG	CRG SPA	1	1:15.381	9 Laps	1:14.443	1	60,739	29
Not classified												
DQ	251	Alberto LA GALA	ITA	Energy	FK Racing Team AB Ltd	10	12:01.782	DQ	1:09.550	10	65,012	33
DNS	277	Ameer HASSAN	ARE	FA Kart	Team TKP			DNS		0	-	32

Announcements

These results are provisional until the conclusion of any judicial and technical matters

Started: 30 Classified: 29 Not classified: 1

No. 251 excluded from Heat A-B / reason technical non conformity

Margin of Victory	Ø km/h	Best Lap Tm	km/h	Best Lap by
0.397	65,008	1:08.473	66,035	279 - Luke VARLEY

Official Timing www.camp-company.de / www.motorsport-events.se

Orbits

Timekeeping Ingrid and Meik Wagner:

Clerk of the course Nigel Edwards:

www.mylaps.com

Steward (Chairman) Ian Watson:

Chief Scrutineer Paul Klaassen:

Licensed to: Motorsport Events

Printed: 2013-05-25 12:00:55

posted at:

h



Rotax Euro Challenge 2013 Laghi / Italy

Rotax Seniors

Laghi / Italy 1,256 Km

RACE 1 Qualifying Heat 1 A-B

2013-05-25 10:10

Race (10 Laps) started at 10:13:07

(219) Sam SCHIPPERS

Table with 7 columns: Lap, Time of Day, Lap Tm, Diff, S1 Tm, S2 Tm, S3 Tm. Data for Sam SCHIPPERS.

(230) Fazio FRANSEN

Table with 7 columns: Lap, Time of Day, Lap Tm, Diff, S1 Tm, S2 Tm, S3 Tm. Data for Fazio FRANSEN.

(255) Ludvig MORIN

Table with 7 columns: Lap, Time of Day, Lap Tm, Diff, S1 Tm, S2 Tm, S3 Tm. Data for Ludvig MORIN.

(266) Connor JUPP

Table with 7 columns: Lap, Time of Day, Lap Tm, Diff, S1 Tm, S2 Tm, S3 Tm. Data for Connor JUPP.

(251) Alberto LA GALA

Table with 7 columns: Lap, Time of Day, Lap Tm, Diff, S1 Tm, S2 Tm, S3 Tm. Data for Alberto LA GALA.

(240) Eva BENES

Table with 7 columns: Lap, Time of Day, Lap Tm, Diff, S1 Tm, S2 Tm, S3 Tm. Data for Eva BENES.

Table with 7 columns: Lap, Time of Day, Lap Tm, Diff, S1 Tm, S2 Tm, S3 Tm. Data for Petr FULIN.

Table with 7 columns: Lap, Time of Day, Lap Tm, Diff, S1 Tm, S2 Tm, S3 Tm. Data for Lennert VAN BOGAERT.

(244) Alfredo ZABALZA

Table with 7 columns: Lap, Time of Day, Lap Tm, Diff, S1 Tm, S2 Tm, S3 Tm. Data for Alfredo ZABALZA.

(246) David RYCHTAR

Table with 7 columns: Lap, Time of Day, Lap Tm, Diff, S1 Tm, S2 Tm, S3 Tm. Data for David RYCHTAR.

(293) Henrique BAPTISTA

Table with 7 columns: Lap, Time of Day, Lap Tm, Diff, S1 Tm, S2 Tm, S3 Tm. Data for Henrique BAPTISTA.

Timekeeping Ingrid and Meik Wagner:



Clerk of the course Nigel Edwards:

Steward (Chairman) Ian Watson:

Chief Scrutineer Paul Klaassen:

Licensed to: Motorsport Events



Rotax Euro Challenge 2013 Laghi / Italy

Rotax Seniors

Laghi / Italy 1,256 Km

RACE 2 Qualifying Heat 2 C-D

2013-05-25 10:30


Race (10 Laps) started at 10:32:46

Pos	No.	Name	Nat.	Chassis	Race Team	Laps	Total Tm	Diff	Best Tm	In Lap	km/h	Points
1	206	Philip MORIN	SWE	Alonso	Dan Holland Racing	10	11:34.653		1:08.797	6	65,724	0
2	202	Edward BRAND	GBR	Intrepid	Intrepid Driver Program	10	11:37.762	3.109	1:09.057	9	65,476	2
3	241	Karol DABSKI	POL	Praga	Praga Racing	10	11:38.576	3.923	1:09.220	7	65,322	3
4	216	Bryan EERDEN	NLD	Gillard	PDB Kart Racing	10	11:39.285	4.632	1:09.047	9	65,486	4
5	239	Niklas TIIHONEN	FIN	Formula K	FK Racing Team AB Ltd	10	11:47.289	12.636	1:09.497	9	65,062	5
6	260	Charlie TURNER	GBR	Tonykart	Coles Racing	10	11:47.552	12.899	1:09.240	9	65,303	6
7	225	Kyle FOWLIE	GBR	Tonykart	Strawberry Racing	10	11:49.765	15.112	1:09.609	9	64,957	7
8	300	Lorenzo SCATIGNA	ITA	Haase	Motor.one	10	11:49.922	15.269	1:09.019	9	65,512	8
9	272	Santeri KALLIO	FIN	Formula K	FK Racing Team AB Ltd	10	11:50.843	16.190	1:09.978	5	64,615	9
10	218	Antoine BARTHON	FRA	Formula K	FK Racing Team AB Ltd	10	11:51.793	17.140	1:09.869	10	64,715	10
11	310	Niccolo SCHIRO	ITA	Energy	Energy Racing	10	11:53.282	18.629	1:09.165	8	65,374	11
12	258	Randy BERGLAS	CHE	Zanardi	G Star Raw Racing	10	11:53.382	18.729	1:09.873	8	64,712	12
13	281	Antoni PTAK	USA	Birel	KMS Hungary	10	11:53.648	18.995	1:09.593	8	64,972	13
14	263	Tobias HOLM	DNK	Tonykart	RS Competition	10	11:56.546	21.893	1:10.008	9	64,587	14
15	301	Filippo LAGHI	ITA	Haase	Motor ONE	10	11:58.592	23.939	1:09.214	7	65,328	15
16	274	Andrea ZEMIN	ITA	Righetti Ridolf	Gold Kart Racing Team	10	12:02.183	27.530	1:10.173	8	64,435	16
17	237	Sten Dorian PIIRIMAGI	EST	Tonykart	Aix Racing Team	10	12:05.525	30.872	1:09.777	8	64,801	17
18	247	Glenn VAN PARIJS	BEL	Tonykart	Bouvin Power/Raw Racing	10	12:06.286	31.633	1:09.778	10	64,800	18
19	309	Zachary CLAMAN DE MELO	CAN	CRG	CRG SPA	10	12:09.450	34.797	1:10.440	9	64,191	19
20	236	Jack WEPRIN	USA	Alonso	Dan Holland Racing	10	12:09.894	35.241	1:10.947	8	63,732	20
21	284	Antoine LEPESQUEUX	FRA	Sodi	WINMAX Team	10	12:14.587	39.934	1:11.659	8	63,099	21
22	249	Alessandro TROMBELLI	ITA	Energy	FK Racing Team AB Ltd	10	12:16.562	41.909	1:10.386	8	64,240	22
23	302	Ippei YAMAMOTO	JPN	Intrepid	Intrepid Driver Program	10	12:17.567	42.914	1:11.253	9	63,458	23
24	217	Maximilian WEINZIERL	AUT	Alonso	Dan Holland Racing	10	12:18.300	43.647	1:09.921	8	64,667	24
25	304	Alexander TSVETANOS	BUL	Tonykart	BVA Racing Team	10	12:25.052	50.399	1:10.318	7	64,302	25
26	288	Riccardo ALBERTI	ITA	Kosmic	Scarpi Racing Team	10	12:25.931	51.278	1:10.046	9	64,552	26
27	306	Yuto TSUJII	JPN	DR	VPDR	9	12:23.682	1 Lap	1:11.031	6	63,657	27
28	271	Kristian THORSEN	DNK	Tonykart	RS Competition	5	6:07.583	5 Laps	1:10.945	2	63,734	28
29	223	Aavo TALVAR	EST	Tonykart	Talvar Racing		0.223	10 Laps		0	-	29
30	259	Max RENBERG	SWE	Tonykart	Renbergs Racing		1.048	10 Laps		0	-	30

Announcements

These results are provisional until the conclusion of any judicial and technical matters
 Started: 30 Classified: 30 Not classified: 0

Margin of Victory	Ø km/h	Best Lap Tm	km/h	Best Lap by
3.109	65,091	1:08.797	65,724	206 - Philip MORIN

Timekeeping Ingrid and Meik Wagner:  Clerk of the course Nigel Edwards: www.mylaps.com
 Steward (Chairman) Ian Watson: Chief Scrutineer Paul Klaassen: Licensed to: Motorsport Events
 Printed: 2013-05-25 10:46:32 posted at: h



Rotax Euro Challenge 2013 Laghi / Italy

Rotax Seniors

Laghi / Italy 1,256 Km

RACE 7 Qualifying Heat 3 A-E

2013-05-25 12:10

Race (10 Laps) started at 12:13:24

Pos	No.	Name	Nat.	Chassis	Race Team	Laps	Total Tm	Diff	Best Tm	In Lap	km/h	Points
1	222	Harry WEBB	GBR	Tonykart	Strawberry Racing	10	11:34.862		1:09.245	9	65,299	0
2	279	Luke VARLEY	GBR	Birel	KMS Hungary	10	11:37.833	2.971	1:08.451	10	66,056	2
3	234	Charlie EASTWOOD	IRL	Tonykart	Strawberry Racing	10	11:40.538	5.676	1:08.813	10	65,709	3
4	253	Kenny VERMEYLEN	BEL	Tecno	Tecno Kart Racing	10	11:41.836	6.974	1:08.945	9	65,583	4
5	305	Xavier POZZOLI	FRA	Kosmic	Sonic Racing Kart	10	11:43.904	9.042	1:09.566	6	64,997	5
6	208	Jiri FORMAN	CZE	Tonykart	Protrain Racing	10	11:45.543	10.681	1:09.075	9	65,459	6
7	255	Ludvig MORIN	SWE	Kosmic	Morin Racing	10	11:50.269	15.407	1:09.448	5	65,108	7
8	276	Martin HENCKEL MORTENS	DNK	Tonykart	RS Competition	10	11:51.655	16.793	1:09.330	9	65,219	8
9	308	Nikolaj ROGIVUE	CHE	Birel	Spirit Racing	10	11:52.021	17.159	1:09.410	7	65,143	9
10	221	Jan JONCK	DNK	Tonykart	RS Competition	10	11:52.180	17.318	1:09.388	5	65,164	10
11	266	Connor JUPP	GBR	Alonso	Dan Holland Racing	10	11:52.962	18.100	1:09.604	6	64,962	11
12	227	Ryo HIROOKA	JPN	Intrepid	Intrepid Driver Program	10	11:53.878	19.016	1:10.695	8	63,959	12
13	303	Carlo BORGHESE	ITA	RK	Laudato Racing Team	10	11:55.265	20.403	1:09.992	8	64,602	13
14	292	Fabian ERLE	DEU	Maranello	Nees Racing	10	11:56.567	21.705	1:09.736	10	64,839	14
15	264	Jules COUSIN	FRA	FA Kart	DSS Kart	10	11:57.815	22.953	1:09.567	7	64,996	15
16	219	Sam SCHIPPERS	NLD	FA Kart	Team TKP	10	11:58.521	23.659	1:09.266	8	65,279	16
17	235	Petr FULIN	CZE	OK1	OK1 Racing Team	10	12:00.645	25.783	1:10.210	5	64,401	17
18	295	Nicholas LEVA	FIN	Formula K	FK Racing Team AB Ltd	10	12:07.128	32.266	1:10.776	10	63,886	18
19	240	Eva BENES	FRA	Kosmic	PKS	10	12:07.481	32.619	1:10.324	6	64,297	19
20	299	Marc GONZALEZ	ESP	Kosmic	Binakart	10	12:07.951	33.089	1:10.402	6	64,225	20
21	228	Eugene DENYSSSEN	ZAF	Alonso	Dan Holland Racing	10	12:10.411	35.549	1:10.719	9	63,938	21
22	275	Massimo ACETO	ITA	Righetti Ridolf	Gold Kart Racing Team	10	12:11.391	36.529	1:09.718	6	64,856	22
23	226	Jessica BACKMAN	SWE	Tonykart	Strawberry Racing	10	12:12.508	37.646	1:11.157	10	63,544	23
24	245	Berat TURKER	TUR	Formula K	Formula K UK	10	12:16.497	41.635	1:10.691	8	63,963	24
25	248	Juuso PYKALAINEN	FIN	Tonykart	MPT Racing	10	12:17.394	42.532	1:10.422	9	64,207	25
26	307	Celine HOLDERBAUM	ESP	Kosmic	Binakart	10	12:22.292	47.430	1:11.248	9	63,463	26
27	283	Joey VAN SPLUNTEREN	NLD	Gillard	DFK Racing Team	9	11:47.823	1 Lap	1:09.747	5	64,829	27
28	296	Jeremie LESOUDIER	FRA	FA	DSS	8	10:21.693	2 Laps	1:14.092	2	61,027	28
29	244	Alfredo ZABALZA	MEX	Kosmic	Paul Carr Racing		6.942	10 Laps		0	-	29
30	282	Mark FERENCZ	HUN	DR	VPDR					0	-	30
Not classified												
DNS	277	Ameer HASSAN	ARE	FA Kart	Team TKP			DNS		0	-	32

Announcements

These results are provisional until the conclusion of any judicial and technical matters

Started: 30 Classified: 30 Not classified: 0

Margin of Victory	Ø km/h	Best Lap Tm	km/h	Best Lap by
2.971	65,072	1:08.451	66,056	279 - Luke VARLEY

Official Timing www.camp-company.de / www.motorsport-events.se

Orbits

Timekeeping Ingrid and Meik Wagner:

Clerk of the course Nigel Edwards:

www.mylaps.com

Steward (Chairman) Ian Watson:

Chief Scrutineer Paul Klaassen:

Licensed to: Motorsport Events

Printed: 2013-05-25 12:28:20

posted at:

h



Rotax Euro Challenge 2013 Laghi / Italy

Rotax Seniors

Laghi / Italy 1,256 Km

RACE 7 Qualifying Heat 3 A-E

2013-05-25 12:10

Race (10 Laps) started at 12:13:24

Lap	Time of Day	Lap Tm	Diff	S1 Tm	S2 Tm	S3 Tm
(226) Jessica BACKMAN						
1	12:14:46.117	1:20.092	+8.935	33.182	19.222	27.688
2	12:15:58.100	1:11.983	+0.826	26.164	18.743	27.076
3	12:17:10.146	1:12.046	+0.889	25.620	18.745	27.681
4	12:18:22.888	1:12.742	+1.585	26.533	19.169	27.040
5	12:19:35.778	1:12.890	+1.733	26.135	18.575	28.180
6	12:20:48.002	1:12.224	+1.067	26.476	18.575	27.173
7	12:22:01.916	1:13.914	+2.757	26.889	19.541	27.484
8	12:23:14.539	1:12.623	+1.466	26.255	19.051	27.317
9	12:24:26.084	1:11.545	+0.388	25.938	18.387	27.220
10	12:25:37.241	1:11.157		25.494	18.395	27.268

Lap	Time of Day	Lap Tm	Diff	S1 Tm	S2 Tm	S3 Tm
6	12:21:14.601	1:20.652	+6.560	26.655	19.228	34.769
7	12:22:30.588	1:15.987	+1.895	26.966	19.827	29.194
8	12:23:46.426	1:15.838	+1.746	27.347	19.725	28.766

(245) Berat TURKER						
1	12:14:45.354	1:18.108	+7.417	28.466	20.303	29.339
2	12:15:59.957	1:14.603	+3.912	27.444	19.114	28.045
3	12:17:14.288	1:14.331	+3.640	27.327	19.289	27.715
4	12:18:34.868	1:20.580	+9.889	34.954	18.565	27.061
5	12:19:46.537	1:11.669	+0.978	26.258	18.536	26.875
6	12:20:57.462	1:10.925	+0.234	25.694	18.290	26.941
7	12:22:08.273	1:10.811	+0.120	25.649	18.353	26.809
8	12:23:18.964	1:10.691		25.348	18.312	27.031
9	12:24:30.159	1:11.195	+0.504	25.709	18.442	27.044
10	12:25:41.230	1:11.071	+0.380	25.252	17.994	27.825

(248) Juuso PYKALAINEN						
1	12:14:44.385	1:17.256	+6.834	28.047	20.178	29.031
2	12:15:57.549	1:13.164	+2.742	25.901	18.317	28.946
3	12:17:13.642	1:16.093	+5.671	27.452	20.212	28.429
4	12:18:27.062	1:13.420	+2.998	26.940	18.563	27.917
5	12:19:38.286	1:11.224	+0.802	25.348	18.398	27.478
6	12:20:49.680	1:11.394	+0.972	25.081	18.500	27.813
7	12:22:01.195	1:11.515	+1.093	25.420	19.161	26.934
8	12:23:17.900	1:16.705	+6.283	31.713	17.988	27.004
9	12:24:28.322	1:10.422		25.184	17.941	27.297
10	12:25:42.127	1:13.805	+3.383	25.382	18.800	29.623

(307) Celine HOLDERBAUM						
1	12:14:45.636	1:16.105	+4.857	27.505	19.741	28.859
2	12:16:01.905	1:16.269	+5.021	27.084	21.311	27.874
3	12:17:19.358	1:17.453	+6.205	30.566	18.934	27.953
4	12:18:31.923	1:12.565	+1.317	26.463	18.534	27.568
5	12:19:44.543	1:12.620	+1.372	26.555	18.607	27.458
6	12:20:59.975	1:15.432	+4.184	29.694	18.421	27.317
7	12:22:11.848	1:11.873	+0.625	25.838	18.550	27.485
8	12:23:23.557	1:11.709	+0.461	26.097	18.475	27.137
9	12:24:34.805	1:11.248		25.585	18.454	27.209
10	12:25:47.025	1:12.220	+0.972	25.804	18.667	27.749

(283) Joey VAN SPLUNTEREN						
1	12:14:39.627	1:12.479	+2.732	26.342	18.849	27.288
2	12:15:50.155	1:10.528	+0.781	25.138	18.150	27.240
3	12:17:01.044	1:10.889	+1.142	25.116	18.124	27.649
4	12:18:12.296	1:11.252	+1.505	26.174	18.461	26.617
5	12:19:22.043	1:09.747		24.956	18.001	26.790
6	12:20:34.004	1:11.961	+2.214	25.040	18.067	28.854
7	12:21:44.493	1:10.489	+0.742	25.392	18.474	26.623
8	12:22:54.694	1:10.201	+0.454	25.228	18.145	26.828
9	12:25:12.556	2:17.862	+1:08.115	1:33.577	17.827	26.458

(296) Jeremie LESOUDIER						
1	12:14:44.674	1:17.613	+3.521	28.854	20.539	28.220
2	12:15:58.766	1:14.092		26.041	19.385	28.666
3	12:17:14.205	1:15.439	+1.347	26.078	19.413	29.948
4	12:18:30.677	1:16.472	+2.380	28.288	19.603	28.581
5	12:19:53.949	1:23.272	+9.180	35.149	19.703	28.420

Timekeeping Ingrid and Meik Wagner:

Clerk of the course Nigel Edwards:

www.mylaps.com

Steward (Chairman) Ian Watson:

Chief Scrutineer Paul Klaassen:

Licensed to: Motorsport Events



Rotax Euro Challenge 2013 Laghi / Italy

Rotax Seniors

Laghi / Italy 1,256 Km

RACE 8 Qualifying Heat 4 B-C

2013-05-25 12:30

Race (10 Laps) started at 12:33:17

Pos	No.	Name	Nat.	Chassis	Race Team	Laps	Total Tm	Diff	Best Tm	In Lap	km/h	Points
1	206	Philip MORIN	SWE	Alonso	Dan Holland Racing	10	11:30.034		1:08.188	8	66,311	0
2	297	Max VERSTAPPEN	ITA	CRG	CRG SPA	10	11:33.757	3.723	1:08.813	7	65,709	2
3	207	Bas DE LAAT	NLD	Gillard	PDB Kart Racing	10	11:39.962	9.928	1:09.283	9	65,263	3
4	270	Oliver MYERS	GBR	Tonykart	Coles Racing	10	11:40.850	10.816	1:08.817	9	65,705	4
5	247	Glenn VAN PARIJS	BEL	Tonykart	Bouvin Power/Raw Racing	10	11:43.292	13.258	1:08.763	6	65,756	5
6	214	Petr BEZEL	CZE	MS Kart	MS Kart Racing Team	10	11:45.684	15.650	1:08.600	5	65,913	6
7	225	Kyle FOWLIE	GBR	Tonykart	Strawberry Racing	10	11:46.694	16.660	1:08.889	7	65,636	7
8	300	Lorenzo SCATIGNA	ITA	Haase	Motor.one	10	11:48.235	18.201	1:08.882	7	65,643	8
9	223	Aavo TALVAR	EST	Tonykart	Talvar Racing	10	11:48.884	18.850	1:09.463	10	65,094	9
10	231	Pierce LEHANE	AUS	Alonso	Dan Holland Racing	10	11:49.357	19.323	1:09.331	6	65,218	10
11	267	Michael COOL	BEL	Tonykart	Bouvin Power	10	11:50.875	20.841	1:09.392	5	65,160	11
12	249	Alessandro TROMBELLI	ITA	Energy	FK Racing Team AB Ltd	10	11:52.004	21.970	1:09.267	8	65,278	12
13	250	Lennert VAN BOGAERT	BEL	Sodi	WINMAX Team	10	11:55.036	25.002	1:09.838	7	64,744	13
14	230	Fazio FRANSSSEN	NLD	CRG	CRG Holland	10	11:55.828	25.794	1:09.635	7	64,933	14
15	263	Tobias HOLM	DNK	Tonykart	RS Competition	10	12:00.762	30.728	1:10.154	10	64,452	15
16	237	Sten Dorian PIIRIMAGI	EST	Tonykart	Aix Racing Team	10	12:02.099	32.065	1:10.257	7	64,358	16
17	258	Randy BERGLAS	CHE	Zanardi	G Star Raw Racing	10	12:02.793	32.759	1:10.665	7	63,986	17
18	293	Henrique BAPTISTA	PRT	Kosmic	Paul Carr Racing	10	12:03.138	33.104	1:10.120	8	64,484	18
19	259	Max RENBERG	SWE	Tonykart	Renbergs Racing	10	12:05.011	34.977	1:10.318	7	64,302	19
20	246	David RYCHTAR	CZE	Birel	Gregor Racing	10	12:05.210	35.176	1:09.674	8	64,897	20
21	301	Filippo LAGHI	ITA	Haase	Motor ONE	10	12:06.398	36.364	1:10.241	9	64,373	21
22	309	Zachary CLAMAN DE MELO	CAN	CRG	CRG SPA	10	12:08.132	38.098	1:10.834	9	63,834	22
23	242	Lukasz BARTOSZUK	POL	Tonykart	Wyrzykowski Motorsport	10	12:08.320	38.286	1:10.578	8	64,065	23
24	274	Andrea ZEMIN	ITA	Righetti Ridolf	Gold Kart Racing Team	10	12:09.723	39.689	1:10.657	9	63,994	24
25	298	Felice TIENE	ITA	CRG	CRG SPA	10	12:12.060	42.026	1:10.390	7	64,236	25
26	268	Cecile MARTINI	FRA	Sodikart	Martini Racing Kart	10	12:13.521	43.487	1:11.878	9	62,907	26
27	304	Alexander TSVETANOS	BUL	Tonykart	BVA Racing Team	10	12:15.393	45.359	1:11.205	10	63,501	27
28	236	Jack WEPRIN	USA	Alonso	Dan Holland Racing	10	12:16.642	46.608	1:10.016	9	64,580	28
29	261	Aggelos MALANDRINOS	GRC	Tonykart	A M Racing Kart Team	10	12:16.794	46.760	1:10.823	9	63,844	29
30	251	Alberto LA GALA	ITA	Energy	FK Racing Team AB Ltd	10	12:29.205	59.171	1:10.811	8	63,854	30

Announcements

These results are provisional until the conclusion of any judicial and technical matters

No. 230 warning board

Started: 30 Classified: 30 Not classified: 0

Margin of Victory	Ø km/h	Best Lap Tm	km/h	Best Lap by
3.723	65,527	1:08.188	66,311	206 - Philip MORIN

Official Timing www.camp-company.de / www.motorsport-events.se

Orbits

Timekeeping Ingrid and Meik Wagner:

Clerk of the course Nigel Edwards:

www.mylaps.com

Steward (Chairman) Ian Watson:

Chief Scrutineer Paul Klaassen:

Licensed to: Motorsport Events

Printed: 2013-05-25 12:46:46

posted at:

h



Rotax Euro Challenge 2013 Laghi / Italy

Rotax Seniors

Laghi / Italy 1,256 Km

RACE 9 Qualifying Heat 5 D-E

2013-05-25 13:20

Race (10 Laps) started at 13:22:51

Pos	No.	Name	Nat.	Chassis	Race Team	Laps	Total Tm	Diff	Best Tm	In Lap	km/h	Points
1	208	Jiri FORMAN	CZE	Tonykart	Protrain Racing	10	11:31.438		1:08.617	5	65,896	0
2	276	Martin HENCKEL MORTENS	DNK	Tonykart	RS Competition	10	11:34.354	2.916	1:08.752	10	65,767	2
3	264	Jules COUSIN	FRA	FA Kart	DSS Kart	10	11:36.711	5.273	1:08.977	9	65,552	3
4	202	Edward BRAND	GBR	Intrepid	Intrepid Driver Program	10	11:38.733	7.295	1:09.014	7	65,517	4
5	260	Charlie TURNER	GBR	Tonykart	Coles Racing	10	11:39.836	8.398	1:09.223	7	65,319	5
6	218	Antoine BARTHON	FRA	Formula K	FK Racing Team AB Ltd	10	11:46.421	14.983	1:09.881	7	64,704	6
7	239	Niklas TIIHONEN	FIN	Formula K	FK Racing Team AB Ltd	10	11:49.246	17.808	1:09.367	9	65,184	7
8	234	Charlie EASTWOOD	IRL	Tonykart	Strawberry Racing	10	11:50.831	19.393	1:09.055	10	65,478	8
9	228	Eugene DENYSSEN	ZAF	Alonso	Dan Holland Racing	10	11:52.398	20.960	1:09.856	8	64,727	9
10	284	Antoine LEPESQUEUX	FRA	Sodi	WINMAX Team	10	11:52.797	21.359	1:10.207	7	64,404	10
11	283	Joey VAN SPLUNTEREN	NLD	Gillard	DFK Racing Team	10	11:53.866	22.428	1:08.973	10	65,556	11
12	216	Bryan EERDEN	NLD	Gillard	PDB Kart Racing	10	11:56.968	25.530	1:09.735	4	64,840	12
13	308	Nikolaj ROGIVUE	CHE	Birel	Spirit Racing	10	11:57.660	26.222	1:09.693	9	64,879	13
14	248	Juuso PYKALAINEN	FIN	Tonykart	MPT Racing	10	11:59.139	27.701	1:09.607	7	64,959	14
15	226	Jessica BACKMAN	SWE	Tonykart	Strawberry Racing	10	12:00.570	29.132	1:09.882	6	64,703	15
16	217	Maximilian WEINZIERL	AUT	Alonso	Dan Holland Racing	10	12:01.266	29.828	1:09.981	10	64,612	16
17	271	Kristian THORSEN	DNK	Tonykart	RS Competition	10	12:02.174	30.736	1:09.699	8	64,873	17
18	272	Santeri KALLIO	FIN	Formula K	FK Racing Team AB Ltd	10	12:03.655	32.217	1:09.861	9	64,723	18
19	295	Nicholas LEVA	FIN	Formula K	FK Racing Team AB Ltd	10	12:08.283	36.845	1:10.396	9	64,231	19
20	310	Niccolo SCHIRO	ITA	Energy	Energy Racing	10	12:08.643	37.205	1:09.989	10	64,604	20
21	299	Marc GONZALEZ	ESP	Kosmic	Binakart	10	12:09.305	37.867	1:10.251	10	64,363	21
22	288	Riccardo ALBERTI	ITA	Kosmic	Scarpi Racing Team	10	12:10.351	38.913	1:10.879	10	63,793	22
23	296	Jeremie LESOUDIER	FRA	FA	DSS	10	12:12.033	40.595	1:11.210	10	63,497	23
24	303	Carlo BORGHESE	ITA	RK	Laudato Racing Team	10	12:12.950	41.512	1:10.093	9	64,509	24
25	281	Antoni PTAK	USA	Birel	KMS Hungary	10	12:14.281	42.843	1:11.329	10	63,391	25
26	306	Yuto TSUJII	JPN	DR	VPDR	10	12:14.933	43.495	1:10.416	9	64,213	26
27	307	Celine HOLDERBAUM	ESP	Kosmic	Binakart	10	12:19.920	48.482	1:11.309	10	63,409	27
28	302	Ippei YAMAMOTO	JPN	Intrepid	Intrepid Driver Program	10	12:22.108	50.670	1:11.373	7	63,352	28
29	245	Berat TURKER	TUR	Formula K	Formula K UK	10	12:28.883	57.445	1:10.476	6	64,158	29
30	241	Karol DABSKI	POL	Praga	Praga Racing	10	12:32.187	1:00.749	1:09.435	9	65,120	30

Announcements

These results are provisional until the conclusion of any judicial and technical matters

Started: 30 Classified: 30 Not classified: 0

Margin of Victory	Ø km/h	Best Lap Tm	km/h	Best Lap by
2.916	65,394	1:08.617	65,896	208 - Jiri FORMAN

Official Timing www.camp-company.de / www.motorsport-events.se

Orbits

Timekeeping Ingrid and Meik Wagner:

Clerk of the course Nigel Edwards:

www.mylaps.com

Steward (Chairman) Ian Watson:

Chief Scrutineer Paul Klaassen:

Licensed to: Motorsport Events

Printed: 2013-05-25 13:40:04

posted at:

h



Rotax Euro Challenge 2013 Laghi / Italy

Rotax Seniors

Laghi / Italy 1,256 Km

RACE 10 Qualifying Heat 6 A-C

2013-05-25 13:40

Race (10 Laps) started at 13:45:11

Pos	No.	Name	Nat.	Chassis	Race Team	Laps	Total Tm	Diff	Best Tm	In Lap	km/h	Points
1	206	Philip MORIN	SWE	Alonso	Dan Holland Racing	10	11:28.564		1:08.141	9	66,357	0
2	222	Harry WEBB	GBR	Tonykart	Strawberry Racing	10	11:31.962	3.398	1:08.614	10	65,899	2
3	223	Aavo TALVAR	EST	Tonykart	Talvar Racing	10	11:33.539	4.975	1:08.496	8	66,013	3
4	225	Kyle FOWLIE	GBR	Tonykart	Strawberry Racing	10	11:38.021	9.457	1:08.659	6	65,856	4
5	255	Ludvig MORIN	SWE	Kosmic	Morin Racing	10	11:42.761	14.197	1:08.883	6	65,642	5
6	305	Xavier POZZOLI	FRA	Kosmic	Sonic Racing Kart	10	11:45.098	16.534	1:08.712	6	65,805	6
7	266	Connor JUPP	GBR	Alonso	Dan Holland Racing	10	11:46.985	18.421	1:08.692	7	65,824	7
8	219	Sam SCHIPPERS	NLD	FA Kart	Team TKP	10	11:47.804	19.240	1:09.338	7	65,211	8
9	221	Jan JONCK	DNK	Tonykart	RS Competition	10	11:48.202	19.638	1:09.159	10	65,380	9
10	253	Kenny VERMEYLEN	BEL	Tecno	Tecno Kart Racing	10	11:48.715	20.151	1:09.091	6	65,444	10
11	247	Glenn VAN PARIJS	BEL	Tonykart	Bouvin Power/Raw Racing	10	11:49.159	20.595	1:08.931	7	65,596	11
12	240	Eva BENES	FRA	Kosmic	PKS	10	11:50.718	22.154	1:09.513	8	65,047	12
13	275	Massimo ACETO	ITA	Righetti Ridolf	Gold Kart Racing Team	10	11:51.470	22.906	1:08.830	7	65,692	13
14	292	Fabian ERLE	DEU	Maranello	Nees Racing	10	11:54.945	26.381	1:09.614	6	64,952	14
15	263	Tobias HOLM	DNK	Tonykart	RS Competition	10	12:00.558	31.994	1:10.303	9	64,316	15
16	235	Petr FULIN	CZE	OK1	OK1 Racing Team	10	12:01.164	32.600	1:10.151	9	64,455	16
17	237	Sten Dorian PIIRIMAGI	EST	Tonykart	Aix Racing Team	10	12:02.054	33.490	1:10.159	9	64,448	17
18	249	Alessandro TROMBELLI	ITA	Energy	FK Racing Team AB Ltd	10	12:02.980	34.416	1:09.105	6	65,431	18
19	236	Jack WEPRIN	USA	Alonso	Dan Holland Racing	10	12:05.319	36.755	1:10.122	10	64,482	19
20	258	Randy BERGLAS	CHE	Zanardi	G Star Raw Racing	10	12:06.064	37.500	1:09.951	10	64,640	20
21	282	Mark FERENCZ	HUN	DR	VPDR	10	12:07.087	38.523	1:10.572	10	64,071	21
22	304	Alexander TSVETANOS	BUL	Tonykart	BVA Racing Team	10	12:08.040	39.476	1:10.479	9	64,155	22
23	274	Andrea ZEMIN	ITA	Righetti Ridolf	Gold Kart Racing Team	10	12:22.105	53.541	1:11.135	7	63,564	23
24	309	Zachary CLAMAN DE MELO	CAN	CRG	CRG SPA	10	12:26.618	58.054	1:09.886	7	64,700	24
25	227	Ryo HIROOKA	JPN	Intrepid	Intrepid Driver Program	10	12:28.408	59.844	1:10.395	10	64,232	25
26	301	Filippo LAGHI	ITA	Haase	Motor ONE	9	11:35.026	1 Lap	1:09.959	5	64,632	26
27	259	Max RENBERG	SWE	Tonykart	Renbergs Racing	7	8:24.406	3 Laps	1:09.697	7	64,875	27
28	279	Luke VARLEY	GBR	Birel	KMS Hungary	4	5:09.182	6 Laps	1:12.957	2	61,976	28
29	244	Alfredo ZABALZA	MEX	Kosmic	Paul Carr Racing	4	5:12.162	6 Laps	1:12.781	2	62,126	29
30	300	Lorenzo SCATIGNA	ITA	Haase	Motor.one	2	2:30.764	8 Laps	1:12.787	2	62,121	30

Not classified

DNS	277	Ameer HASSAN	ARE	FA Kart	Team TKP			DNS		0	-	32
-----	-----	--------------	-----	---------	----------	--	--	-----	--	---	---	----

Announcements

These results are provisional until the conclusion of any judicial and technical matters

No. 279 warning board

Started: 30 Classified: 30 Not classified: 0

Margin of Victory	Ø km/h	Best Lap Tm	km/h	Best Lap by
3.398	65,667	1:08.141	66,357	206 - Philip MORIN

Official Timing www.camp-company.de / www.motorsport-events.se

Orbits

Timekeeping Ingrid and Meik Wagner:

Clerk of the course Nigel Edwards:

www.mylaps.com

Steward (Chairman) Ian Watson:

Chief Scrutineer Paul Klaassen:

Licensed to: Motorsport Events

Printed: 2013-05-25 14:00:46

posted at:

h



Rotax Euro Challenge 2013 Laghi / Italy

Rotax Seniors

Laghi / Italy 1,256 Km

RACE 15 Qualifying Heat 7 B-E -NEW 2-

2013-05-25 15:20

Race (10 Laps) started at 15:24:08

Pos	No.	Name	Nat.	Chassis	Race Team	Laps	Total Tm	Diff	Best Tm	In Lap	km/h	Points
1	297	Max VERSTAPPEN	ITA	CRG	CRG SPA	10	11:33.294		1:08.762	9	65,757	0
2	234	Charlie EASTWOOD	IRL	Tonykart	Strawberry Racing	10	11:33.977	0.683	1:08.655	8	65,860	2
3	283	Joey VAN SPLUNTEREN	NLD	Gillard	DFK Racing Team	10	11:37.095	3.801	1:08.666	6	65,849	3
4	270	Oliver MYERS	GBR	Tonykart	Coles Racing	10	11:37.777	4.483	1:08.616	6	65,897	4
5	208	Jiri FORMAN	CZE	Tonykart	Protrain Racing	10	11:40.369	7.075	1:09.002	6	65,529	5
6	231	Pierce LEHANE	AUS	Alonso	Dan Holland Racing	10	11:40.562	7.268	1:08.863	4	65,661	6
7	267	Michael COOL	BEL	Tonykart	Bouvin Power	10	11:43.819	10.525	1:09.505	3	65,054	7
8	228	Eugene DENYSSEN	ZAF	Alonso	Dan Holland Racing	10	11:44.697	11.403	1:09.530	5	65,031	8
9	248	Juuso PYKALAINEN	FIN	Tonykart	MPT Racing	10	11:45.042	11.748	1:09.386	9	65,166	9
10	264	Jules COUSIN	FRA	FA Kart	DSS Kart	10	11:46.728	13.434	1:09.385	6	65,167	10
11	214	Petr BEZEL	CZE	MS Kart	MS Kart Racing Team	10	11:47.755	14.461	1:08.431	10	66,075	11
12	250	Lennert VAN BOGAERT	BEL	Sodi	WINMAX Team	10	11:49.416	16.122	1:09.625	10	64,942	12
13	308	Nikolaj ROGIVUE	CHE	Birel	Spirit Racing	10	11:50.358	17.064	1:09.763	6	64,814	13
14	276	Martin HENCKEL MORTENS	DNK	Tonykart	RS Competition	10	11:50.815	17.521	1:08.866	5	65,658	14
15	246	David RYCHTAR	CZE	Birel	Gregor Racing	10	11:50.875	17.581	1:09.509	8	65,051	15
16	226	Jessica BACKMAN	SWE	Tonykart	Strawberry Racing	10	11:55.853	22.559	1:09.924	5	64,664	16
17	245	Berat TURKER	TUR	Formula K	Formula K UK	10	11:57.091	23.797	1:09.548	8	65,014	17
18	298	Felice TIENE	ITA	CRG	CRG SPA	10	11:58.797	25.503	1:09.838	9	64,744	18
19	299	Marc GONZALEZ	ESP	Kosmic	Binakart	10	11:59.768	26.474	1:09.992	5	64,602	19
20	207	Bas DE LAAT	NLD	Gillard	PDB Kart Racing	10	12:00.791	27.497	1:08.961	9	65,567	20
21	230	Fazio FRANSEN	NLD	CRG	CRG Holland	10	12:03.918	30.624	1:10.163	5	64,444	21
22	295	Nicholas LEVA	FIN	Formula K	FK Racing Team AB Ltd	10	12:04.625	31.331	1:09.898	10	64,689	22
23	293	Henrique BAPTISTA	PRT	Kosmic	Paul Carr Racing	10	12:04.637	31.343	1:09.178	6	65,362	23
24	242	Lukasz BARTOSZUK	POL	Tonykart	Wyrzykowski Motorsport	10	12:08.273	34.979	1:10.261	5	64,354	24
25	296	Jeremie LESOUDIER	FRA	FA	DSS	10	12:08.407	35.113	1:10.737	2	63,921	25
26	261	Aggelos MALANDRINOS	GRC	Tonykart	A M Racing Kart Team	10	12:09.268	35.974	1:11.058	4	63,633	26
27	268	Cecile MARTINI	FRA	Sodikart	Martini Racing Kart	10	12:13.250	39.956	1:11.326	5	63,393	27
28	307	Celine HOLDERBAUM	ESP	Kosmic	Binakart	5	6:07.072	5 Laps	1:10.106	5	64,497	28
29	251	Alberto LA GALA	ITA	Energy	FK Racing Team AB Ltd					0	-	29
Not classified												
DQ	303	Carlo BORGHESE	ITA	RK	Laudato Racing Team	10	12:04.019	DQ	1:09.981	2	64,612	33

Announcements

These results are provisional until the conclusion of any judicial and technical matters

Started: 30 Classified: 29 Not classified: 1

No. 295 time penalty 10 sec. / reason unfair driving

No. 303 excluded from heat B-E / reason technical non conformity

Margin of Victory	Ø km/h	Best Lap Tm	km/h	Best Lap by
0.683	65,219	1:08.431	66,075	214 - Petr BEZEL

Official Timing www.camp-company.de / www.motorsport-events.se

Orbits

Timekeeping Ingrid and Meik Wagner:

Clerk of the course Nigel Edwards:

www.mylaps.com

Steward (Chairman) Ian Watson:

Chief Scrutineer Paul Klaassen:

Licensed to: Motorsport Events

Printed: 2013-05-25 16:53:48

posted at:

h



Rotax Euro Challenge 2013 Laghi / Italy

Rotax Seniors

Laghi / Italy 1,256 Km

RACE 16 Qualifying Heat 8 A-D

2013-05-25 15:40

Race (10 Laps) started at 15:43:07

Pos	No.	Name	Nat.	Chassis	Race Team	Laps	Total Tm	Diff	Best Tm	In Lap	km/h	Points
1	222	Harry WEBB	GBR	Tonykart	Strawberry Racing	10	11:31.307		1:08.898	8	65,627	0
2	241	Karol DABSKI	POL	Praga	Praga Racing	10	11:36.399	5.092	1:09.406	9	65,147	2
3	255	Ludvig MORIN	SWE	Kosmic	Morin Racing	10	11:36.671	5.364	1:08.802	7	65,719	3
4	260	Charlie TURNER	GBR	Tonykart	Coles Racing	10	11:37.474	6.167	1:09.153	9	65,385	4
5	239	Niklas TIIHONEN	FIN	Formula K	FK Racing Team AB Ltd	10	11:39.590	8.283	1:09.375	9	65,176	5
6	279	Luke VARLEY	GBR	Birel	KMS Hungary	10	11:40.221	8.914	1:08.924	8	65,603	6
7	221	Jan JONCK	DNK	Tonykart	RS Competition	10	11:40.803	9.496	1:09.212	7	65,330	7
8	305	Xavier POZZOLI	FRA	Kosmic	Sonic Racing Kart	10	11:41.563	10.256	1:09.162	6	65,377	8
9	253	Kenny VERMEYLEN	BEL	Tecno	Tecno Kart Racing	10	11:42.109	10.802	1:09.039	6	65,493	9
10	216	Bryan EERDEN	NLD	Gillard	PDB Kart Racing	10	11:43.735	12.428	1:09.158	9	65,381	10
11	266	Connor JUPP	GBR	Alonso	Dan Holland Racing	10	11:48.598	17.291	1:09.421	7	65,133	11
12	217	Maximilian WEINZIERL	AUT	Alonso	Dan Holland Racing	10	11:49.720	18.413	1:09.773	9	64,804	12
13	271	Kristian THORSEN	DNK	Tonykart	RS Competition	10	11:51.154	19.847	1:09.833	6	64,749	13
14	275	Massimo ACETO	ITA	Righetti Ridolf	Gold Kart Racing Team	10	11:51.762	20.455	1:09.440	8	65,115	14
15	284	Antoine LEPESQUEUX	FRA	Sodi	WINMAX Team	10	11:52.258	20.951	1:09.730	10	64,844	15
16	218	Antoine BARTHON	FRA	Formula K	FK Racing Team AB Ltd	10	11:53.951	22.644	1:09.637	7	64,931	16
17	281	Antoni PTAK	USA	Birel	KMS Hungary	10	11:55.573	24.266	1:09.678	6	64,893	17
18	240	Eva BENES	FRA	Kosmic	PKS	10	11:56.001	24.694	1:10.328	10	64,293	18
19	306	Yuto TSUJII	JPN	DR	VPDR	10	11:56.433	25.126	1:09.877	5	64,708	19
20	292	Fabian ERLE	DEU	Maranello	Nees Racing	10	11:58.311	27.004	1:09.739	9	64,836	20
21	288	Riccardo ALBERTI	ITA	Kosmic	Scarpi Racing Team	10	11:58.766	27.459	1:10.585	6	64,059	21
22	219	Sam SCHIPPERS	NLD	FA Kart	Team TKP	10	11:59.482	28.175	1:09.741	7	64,834	22
23	272	Santeri KALLIO	FIN	Formula K	FK Racing Team AB Ltd	10	11:59.492	28.185	1:10.059	7	64,540	23
24	310	Niccolo SCHIRO	ITA	Energy	Energy Racing	10	11:59.691	28.384	1:10.101	6	64,501	24
25	227	Ryo HIROOKA	JPN	Intrepid	Intrepid Driver Program	10	12:00.740	29.433	1:09.896	6	64,690	25
26	235	Petr FULIN	CZE	OK1	OK1 Racing Team	10	12:03.506	32.199	1:09.711	9	64,862	26
27	244	Alfredo ZABALZA	MEX	Kosmic	Paul Carr Racing	10	12:04.269	32.962	1:09.904	8	64,683	27
28	282	Mark FERENCZ	HUN	DR	VPDR	10	12:07.895	36.588	1:10.591	10	64,053	28
29	302	Ippei YAMAMOTO	JPN	Intrepid	Intrepid Driver Program	10	12:12.127	40.820	1:11.134	5	63,565	29
30	202	Edward BRAND	GBR	Intrepid	Intrepid Driver Program	10	12:38.573	1:07.266	1:10.235	7	64,378	30

Not classified

DNS	277	Ameer HASSAN	ARE	FA Kart	Team TKP			DNS		0	-	32
-----	-----	--------------	-----	---------	----------	--	--	-----	--	---	---	----

Announcements

These results are provisional until the conclusion of any judicial and technical matters

No. 279 warning board

Started: 30 Classified: 30 Not classified: 0

Margin of Victory	Ø km/h	Best Lap Tm	km/h	Best Lap by
5.092	65,407	1:08.802	65,719	255 - Ludvig MORIN

Official Timing www.camp-company.de / www.motorsport-events.se

Orbits

Timekeeping Ingrid and Meik Wagner:

Clerk of the course Nigel Edwards:

www.mylaps.com

Steward (Chairman) Ian Watson:

Chief Scrutineer Paul Klaassen:

Licensed to: Motorsport Events

Printed: 2013-05-25 15:56:36

posted at:

h



Rotax Euro Challenge 2013 Laghi / Italy

Rotax Seniors

Laghi / Italy 1,256 Km

RACE 19 Qualifying Heat 9 C-E **-NEW-**

2013-05-25 17:00

Race (10 Laps) started at 17:02:54

Pos	No.	Name	Nat.	Chassis	Race Team	Laps	Total Tm	Diff	Best Tm	In Lap	km/h	Points
1	206	Philip MORIN	SWE	Alonso	Dan Holland Racing	10	11:26.793		1:08.166	9	66,332	0
2	234	Charlie EASTWOOD	IRL	Tonykart	Strawberry Racing	10	11:30.264	3.471	1:08.719	7	65,798	2
3	283	Joey VAN SPLUNTEREN	NLD	Gillard	DFK Racing Team	10	11:34.738	7.945	1:08.766	6	65,753	3
4	264	Jules COUSIN	FRA	FA Kart	DSS Kart	10	11:37.053	10.260	1:08.766	8	65,753	4
5	225	Kyle FOWLIE	GBR	Tonykart	Strawberry Racing	10	11:40.085	13.292	1:08.900	5	65,626	5
6	258	Randy BERGLAS	CHE	Zanardi	G Star Raw Racing	10	11:45.031	18.238	1:09.555	5	65,008	6
7	228	Eugene DENYSSEN	ZAF	Alonso	Dan Holland Racing	10	11:46.258	19.465	1:09.338	6	65,211	7
8	263	Tobias HOLM	DNK	Tonykart	RS Competition	10	11:46.792	19.999	1:09.526	6	65,035	8
9	295	Nicholas LEVA	FIN	Formula K	FK Racing Team AB Ltd	10	11:50.279	23.486	1:09.684	10	64,887	9
10	208	Jiri FORMAN	CZE	Tonykart	Protrain Racing	10	11:50.806	24.013	1:09.024	9	65,508	10
11	276	Martin HENCKEL MORTENS	DNK	Tonykart	RS Competition	10	11:50.914	24.121	1:08.877	6	65,647	11
12	308	Nikolaj ROGIVUE	CHE	Birel	Spirit Racing	10	11:53.608	26.815	1:09.362	5	65,188	12
13	259	Max RENBERG	SWE	Tonykart	Renbergs Racing	10	11:54.918	28.125	1:09.406	9	65,147	13
14	296	Jeremie LESOUDIER	FRA	FA	DSS	10	11:56.399	29.606	1:10.191	7	64,419	14
15	237	Sten Dorian PIIRIMAGI	EST	Tonykart	Aix Racing Team	10	11:57.039	30.246	1:09.849	8	64,734	15
16	301	Filippo LAGHI	ITA	Haase	Motor ONE	10	11:57.948	31.155	1:09.742	7	64,833	16
17	247	Glenn VAN PARIJS	BEL	Tonykart	Bouvin Power/Raw Racing	10	11:58.340	31.547	1:08.908	2	65,618	17
18	307	Celine HOLDERBAUM	ESP	Kosmic	Binakart	10	11:59.649	32.856	1:10.220	8	64,392	18
19	303	Carlo BORGHESE	ITA	RK	Laudato Racing Team	10	12:00.529	33.736	1:09.859	7	64,725	19
20	248	Juuso PYKALAINEN	FIN	Tonykart	MPT Racing	10	12:00.836	34.043	1:09.857	4	64,727	20
21	300	Lorenzo SCATIGNA	ITA	Haase	Motor.one	10	12:01.273	34.480	1:09.939	7	64,651	21
22	226	Jessica BACKMAN	SWE	Tonykart	Strawberry Racing	10	12:01.978	35.185	1:09.915	7	64,673	22
23	236	Jack WEPRIN	USA	Alonso	Dan Holland Racing	10	12:06.744	39.951	1:10.269	8	64,347	23
24	309	Zachary CLAMAN DE MELO	CAN	CRG	CRG SPA	10	12:08.096	41.303	1:10.894	4	63,780	24
25	304	Alexander TSVETANOV	BUL	Tonykart	BVA Racing Team	10	12:08.343	41.550	1:10.816	5	63,850	25
26	245	Berat TURKER	TUR	Formula K	Formula K UK	10	12:08.672	41.879	1:10.362	7	64,262	26
27	274	Andrea ZEMIN	ITA	Righetti Ridolf	Gold Kart Racing Team	10	12:09.258	42.465	1:10.304	9	64,315	27
28	299	Marc GONZALEZ	ESP	Kosmic	Binakart	1	1:37.509	9 Laps	1:36.860	1	46,682	28
29	249	Alessandro TROMBELLI	ITA	Energy	FK Racing Team AB Ltd		1.236	10 Laps		0	-	29
Not classified												
DQ	223	Aavo TALVAR	EST	Tonykart	Talvar Racing	10	11:46.198	DQ	1:08.660	8	65,855	33

Announcements

These results are provisional until the conclusion of any judicial and technical matters

No. 283 warning board

Started: 30 Classified: 29 Not classified: 1

No. 223 excluded from Heat C-E / reason technical non conformity

Margin of Victory	Ø km/h	Best Lap Tm	km/h	Best Lap by
3.471	65,836	1:08.166	66,332	206 - Philip MORIN

Official Timing www.camp-company.de / www.motorsport-events.se

Orbits

Timekeeping Ingrid and Meik Wagner:

Clerk of the course Nigel Edwards:

www.mylaps.com

Steward (Chairman) Ian Watson:

Chief Scrutineer Paul Klaassen:

Licensed to: Motorsport Events

Printed: 2013-05-25 18:43:17

posted at:

h



Rotax Euro Challenge 2013 Laghi / Italy

Rotax Seniors

Laghi / Italy 1,256 Km

RACE 19 Qualifying Heat 9 C-E

2013-05-25 17:00

Race (10 Laps) started at 17:02:54

Lap	Time of Day	Lap Tm	Diff	S1 Tm	S2 Tm	S3 Tm
(226) Jessica BACKMAN						
1	17:04:15.687	1:15.376	+5.461	26.353	19.575	29.448
2	17:05:27.113	1:11.426	+1.511	25.890	18.375	27.161
3	17:06:39.653	1:12.540	+2.625	25.638	19.700	27.202
4	17:07:50.732	1:11.079	+1.164	25.723	18.336	27.020
5	17:09:01.357	1:10.625	+0.710	25.256	18.356	27.013
6	17:10:12.285	1:10.928	+1.013	25.415	18.554	26.959
7	17:11:22.200	1:09.915		25.072	18.126	26.717
8	17:12:34.577	1:12.377	+2.462	25.336	18.466	28.575
9	17:13:45.343	1:10.766	+0.851	25.458	18.389	26.919
10	17:14:56.109	1:10.766	+0.851	25.298	18.472	26.996

Lap	Time of Day	Lap Tm	Diff	S1 Tm	S2 Tm	S3 Tm
5	17:09:07.904	1:11.400	+1.096	25.433	18.526	27.441
6	17:10:19.028	1:11.124	+0.820	25.594	18.451	27.079
7	17:11:30.204	1:11.176	+0.872	25.416	18.461	27.299
8	17:12:41.365	1:11.161	+0.857	25.773	18.316	27.072
9	17:13:51.669	1:10.304		25.387	18.132	26.785
10	17:15:03.389	1:11.720	+1.416	25.603	18.708	27.409

(299) Marc GONZALEZ						
1	17:04:31.640	1:36.860		28.076	20.018	48.766

(236) Jack WEPRIN						
1	17:04:15.824	1:21.573	+11.304	27.420	26.584	27.569
2	17:05:27.916	1:12.092	+1.823	25.974	18.684	27.434
3	17:06:39.577	1:11.661	+1.392	25.828	18.570	27.263
4	17:07:50.099	1:10.522	+0.253	25.453	18.398	26.671
5	17:09:00.907	1:10.808	+0.539	25.356	18.399	27.053
6	17:10:18.036	1:17.129	+6.860	25.310	24.116	27.703
7	17:11:28.494	1:10.458	+0.189	25.292	18.342	26.824
8	17:12:38.763	1:10.269		25.134	18.230	26.905
9	17:13:49.479	1:10.716	+0.447	25.505	18.366	26.845
10	17:15:00.875	1:11.396	+1.127	26.093	18.373	26.930

(309) Zachary CLAMAN DE MELO						
1	17:04:14.878	1:19.848	+8.954	26.927	19.024	33.897
2	17:05:28.465	1:13.587	+2.693	26.342	18.597	28.648
3	17:06:40.495	1:12.030	+1.136	25.865	18.811	27.354
4	17:07:51.389	1:10.894		25.551	18.532	26.811
5	17:09:02.291	1:10.902	+0.008	25.492	18.519	26.891
6	17:10:13.956	1:11.665	+0.771	25.375	18.693	27.597
7	17:11:25.843	1:11.887	+0.993	26.128	18.565	27.194
8	17:12:37.512	1:11.669	+0.775	25.806	18.790	27.073
9	17:13:49.152	1:11.640	+0.746	25.791	18.555	27.294
10	17:15:02.227	1:13.075	+2.181	26.827	18.622	27.626

(304) Alexander TSVETANOV						
1	17:04:16.397	1:19.622	+8.806	28.061	21.108	30.453
2	17:05:28.867	1:12.470	+1.654	25.938	18.998	27.534
3	17:06:41.435	1:12.568	+1.752	25.862	18.783	27.923
4	17:07:53.065	1:11.630	+0.814	25.874	18.598	27.158
5	17:09:03.881	1:10.816		25.507	18.116	27.193
6	17:10:15.568	1:11.687	+0.871	26.072	18.922	26.693
7	17:11:27.073	1:11.505	+0.689	25.552	18.526	27.427
8	17:12:38.400	1:11.327	+0.511	25.526	18.577	27.224
9	17:13:50.160	1:11.760	+0.944	25.533	18.493	27.734
10	17:15:02.474	1:12.314	+1.498	26.156	18.433	27.725

(245) Berat TURKER						
1	17:04:12.034	1:16.454	+6.092	28.243	20.618	27.593
2	17:05:26.009	1:13.975	+3.613	26.263	18.974	28.738
3	17:06:41.114	1:15.105	+4.743	26.043		
4	17:07:52.207	1:11.093	+0.731	25.524	18.485	27.084
5	17:09:02.897	1:10.690	+0.328	25.337	18.270	27.083
6	17:10:14.213	1:11.316	+0.954	25.532	18.267	27.517
7	17:11:24.575	1:10.362		25.405	18.069	26.888
8	17:12:36.540	1:11.965	+1.603	25.510	18.147	28.308
9	17:13:51.060	1:14.520	+4.158	25.316	18.213	30.991
10	17:15:02.803	1:11.743	+1.381	25.437	18.836	27.470

(274) Andrea ZEMIN						
1	17:04:22.975	1:26.744	+16.440	28.267	20.336	38.141
2	17:05:34.223	1:11.248	+0.944	25.449	18.495	27.304
3	17:06:45.176	1:10.953	+0.649	25.520	18.399	27.034
4	17:07:56.504	1:11.328	+1.024	25.465	18.779	27.084



Rotax Euro Challenge 2013 Laghi / Italy

Rotax Seniors

Laghi / Italy 1,256 Km

RACE 20 Qualifying Heat 10 B-D **-NEW-**

2013-05-25 17:20

Race (10 Laps) started at 17:22:46

Pos	No.	Name	Nat.	Chassis	Race Team	Laps	Total Tm	Diff	Best Tm	In Lap	km/h	Points
1	297	Max VERSTAPPEN	ITA	CRG	CRG SPA	10	11:34.101		1:08.954	6	65,574	0
2	241	Karol DABSKI	POL	Praga	Praga Racing	10	11:35.542	1.441	1:08.755	9	65,764	2
3	231	Pierce LEHANE	AUS	Alonso	Dan Holland Racing	10	11:36.049	1.948	1:08.613	9	65,900	3
4	214	Petr BEZEL	CZE	MS Kart	MS Kart Racing Team	10	11:37.414	3.313	1:08.553	9	65,958	4
5	207	Bas DE LAAT	NLD	Gillard	PDB Kart Racing	10	11:40.081	5.980	1:09.363	6	65,187	5
6	202	Edward BRAND	GBR	Intrepid	Intrepid Driver Program	10	11:43.155	9.054	1:09.451	9	65,105	6
7	239	Niklas TIIHONEN	FIN	Formula K	FK Racing Team AB Ltd	10	11:43.938	9.837	1:09.512	5	65,048	7
8	267	Michael COOL	BEL	Tonykart	Bouvin Power	10	11:46.857	12.756	1:09.378	10	65,173	8
9	216	Bryan EERDEN	NLD	Gillard	PDB Kart Racing	10	11:47.445	13.344	1:09.347	10	65,203	9
10	217	Maximilian WEINZIERL	AUT	Alonso	Dan Holland Racing	10	11:49.630	15.529	1:09.955	5	64,636	10
11	218	Antoine BARTHON	FRA	Formula K	FK Racing Team AB Ltd	10	11:49.998	15.897	1:09.418	5	65,136	11
12	272	Santeri KALLIO	FIN	Formula K	FK Racing Team AB Ltd	10	11:50.346	16.245	1:09.681	5	64,890	12
13	293	Henrique BAPTISTA	PRT	Kosmic	Paul Carr Racing	10	11:50.996	16.895	1:08.931	10	65,596	13
14	246	David RYCHTAR	CZE	Birel	Gregor Racing	10	11:52.464	18.363	1:09.531	8	65,030	14
15	281	Antoni PTAK	USA	Birel	KMS Hungary	10	11:54.437	20.336	1:09.680	8	64,891	15
16	288	Riccardo ALBERTI	ITA	Kosmic	Scarpi Racing Team	10	11:56.705	22.604	1:10.396	6	64,231	16
17	242	Lukasz BARTOSZUK	POL	Tonykart	Wyrzykowski Motorsport	10	11:59.172	25.071	1:10.399	10	64,228	17
18	306	Yuto TSUJII	JPN	DR	VPDR	10	12:05.289	31.188	1:10.222	6	64,390	18
19	298	Felice TIENE	ITA	CRG	CRG SPA	10	12:05.580	31.479	1:10.174	8	64,434	19
20	261	Aggelos MALANDRINOS	GRC	Tonykart	A M Racing Kart Team	10	12:09.484	35.383	1:11.172	6	63,531	20
21	302	Ippei YAMAMOTO	JPN	Intrepid	Intrepid Driver Program	10	12:11.534	37.433	1:10.396	8	64,231	21
22	271	Kristian THORSEN	DNK	Tonykart	RS Competition	10	12:13.187	39.086	1:09.688	9	64,883	22
23	268	Cecile MARTINI	FRA	Sodikart	Martini Racing Kart	10	12:20.465	46.364	1:12.326	9	62,517	23
24	250	Lennert VAN BOGAERT	BEL	Sodi	WINMAX Team	2	3:37.996	8 Laps	1:14.470	1	60,717	24
25	270	Oliver MYERS	GBR	Tonykart	Coles Racing	1	1:13.413	9 Laps	1:13.082	1	61,870	25
26	230	Fazio FRANSEN	NLD	CRG	CRG Holland	1	1:15.437	9 Laps	1:14.011	1	61,094	26
27	284	Antoine LEPESQUEUX	FRA	Sodi	WINMAX Team		1.674	10 Laps		0	-	27
28	251	Alberto LA GALA	ITA	Energy	FK Racing Team AB Ltd		2.368	10 Laps		0	-	28
Not classified												
DQ	260	Charlie TURNER	GBR	Tonykart	Coles Racing	10	11:41.512	DQ	1:09.025	7	65,507	33
DNS	310	Niccolo SCHIRO	ITA	Energy	Energy Racing			DNS		0	-	32

Announcements

These results are provisional until the conclusion of any judicial and technical matters

Started: 29 Classified: 28 Not classified: 1

No. 260 excluded from Heat B-D / reason technical non conformity

Margin of Victory	Ø km/h	Best Lap Tm	km/h	Best Lap by
1.441	65,143	1:08.553	65,958	214 - Petr BEZEL

Official Timing www.camp-company.de / www.motorsport-events.se

Orbits

Timekeeping Ingrid and Meik Wagner:

Clerk of the course Nigel Edwards:

www.mylaps.com

Steward (Chairman) Ian Watson:

Chief Scrutineer Paul Klaassen:

Licensed to: Motorsport Events

Printed: 2013-05-25 18:48:45

posted at:

h



Rotax Euro Challenge 2013 Laghi / Italy

Rotax Seniors

Laghi / Italy 1,256 Km

RACE 20 Qualifying Heat 10 B-D

2013-05-25 17:20

Race (10 Laps) started at 17:22:46

Lap	Time of Day	Lap Tm	Diff	S1 Tm	S2 Tm	S3 Tm	Lap	Time of Day	Lap Tm	Diff	S1 Tm	S2 Tm	S3 Tm
(271) Kristian THORSEN													
1	17:24:26.394	1:38.607	+28.919	53.968	18.079	26.560							
2	17:25:36.830	1:10.436	+0.748	25.349	18.172	26.915							
3	17:26:47.203	1:10.373	+0.685	25.203	18.269	26.901							
4	17:27:57.419	1:10.216	+0.528	25.602	18.345	26.269							
5	17:29:07.684	1:10.265	+0.577	25.113	18.386	26.766							
6	17:30:18.576	1:10.892	+1.204	25.525	18.564	26.803							
7	17:31:28.724	1:10.148	+0.460	25.427	18.430	26.291							
8	17:32:39.720	1:10.996	+1.308	25.437	18.835	26.724							
9	17:33:49.408	1:09.688		25.052	18.170	26.466							
10	17:34:59.437	1:10.029	+0.341	25.345	18.235	26.449							
(268) Cecile MARTINI													
1	17:24:09.308	1:21.936	+9.610	28.884	25.367	27.685							
2	17:25:23.753	1:14.445	+2.119	26.208	19.324	28.913							
3	17:26:37.290	1:13.537	+1.211	26.701	19.001	27.835							
4	17:27:50.695	1:13.405	+1.079	25.932	19.524	27.949							
5	17:29:03.100	1:12.405	+0.079	25.958	18.817	27.630							
6	17:30:15.637	1:12.537	+0.211	25.822	18.902	27.813							
7	17:31:28.025	1:12.388	+0.062	25.850	18.792	27.746							
8	17:32:41.640	1:13.615	+1.289	25.978	18.798	28.839							
9	17:33:53.966	1:12.326		25.825	18.928	27.573							
10	17:35:06.715	1:12.749	+0.423	25.843	19.025	27.881							
(250) Lennert VAN BOGAERT													
1	17:24:02.343	1:14.470		28.598	18.700	27.172							
2	17:26:24.246	2:21.903	+1:07.433	25.426	21.601	1:34.876							
(270) Oliver MYERS													
1	17:23:59.663	1:13.082		26.838	18.913	27.331							
(230) Fazio FRANSSSEN													
1	17:24:01.687	1:14.011		27.595	18.699	27.717							

Timekeeping Ingrid and Meik Wagner:

Clerk of the course Nigel Edwards:

Steward (Chairman) Ian Watson:

Chief Scrutineer Paul Klaassen:

www.mylaps.com

Licensed to: Motorsport Events



Rotax Euro Challenge 2013

Rotax Max Seniors

Laghi / Italy

Ranking after Heats

Pos.	No.	Firstname	Lastname	Nat.	Chassis	Race Team	QP	Points	Diff.	A-B	C-D	A-E	B-C	D-E	A-C	B-E	A-D	C-E	B-D
1	206	Philip	MORIN	SWE	Alonso	Dan Holland Racing	3	0		--	0	--	0	--	0	--	--	0	--
2	297	Max	VERSTAPPEN	ITA	CRG	CRG SPA	7	4	-4	2	--	--	2	--	--	0	--	--	0
3	222	Harry	WEBB	GBR	Tonykart	Strawberry Racing	1	6	-6	4	--	0	--	--	2	--	0	--	--
4	234	Charlie	EASTWOOD	IRL	Tonykart	Strawberry Racing	10	15	-15	--	--	3	--	8	--	2	--	2	--
5	208	Jiri	FORMAN	CZE	Tonykart	Protrain Racing	15	21	-21	--	--	6	--	0	--	5	--	10	--
6	214	Petr	BEZEL	CZE	MS Kart	MS Kart Racing Team	27	21	-21	0	--	--	6	--	--	11	--	--	4
7	225	Kyle	FOWLIE	GBR	Tonykart	Strawberry Racing	53	23	-23	--	7	--	7	--	4	--	--	5	--
8	239	Niklas	TIIHONEN	FIN	Formula K	FK Racing Team AB Ltd	9	24	-24	--	5	--	--	7	--	--	5	--	7
9	231	Pierce	LEHANE	AUS	Alonso	Dan Holland Racing	2	26	-26	7	--	--	10	--	--	6	--	--	3
10	305	Xavier	POZZOLI	FRA	Kosmic	Sonic Racing Kart	21	27	-27	8	--	5	--	--	6	--	8	--	--
11	255	Ludvig	MORIN	SWE	Kosmic	Morin Racing	31	29	-29	14	--	7	--	--	5	--	3	--	--
12	207	Bas	DE LAAT	NLD	Gillard	PDB Kart Racing	12	31	-31	3	--	--	3	--	--	20	--	--	5
13	264	Jules	COUSIN	FRA	FA Kart	DSS Kart	30	32	-32	--	--	15	--	3	--	10	--	4	--
14	253	Kenny	VERMEYLEN	BEL	Tecno	Tecno Kart Racing	46	34	-34	11	--	4	--	--	10	--	9	--	--
15	276	Martin	HENCKEL MORTE	DNK	Tonykart	RS Competition	20	35	-35	--	--	8	--	2	--	14	--	11	--
16	216	Bryan	EERDEN	NLD	Gillard	PDB Kart Racing	39	35	-35	--	4	--	--	12	--	--	10	--	9
17	267	Michael	COOL	BEL	Tonykart	Bouvin Power	57	36	-36	10	--	--	11	--	--	7	--	--	8
18	241	Karol	DABSKI	POL	Praga	Praga Racing	4	37	-37	--	3	--	--	30	--	--	2	--	2
19	270	Oliver	MYERS	GBR	Tonykart	Coles Racing	17	39	-39	6	--	--	4	--	--	4	--	--	25
20	279	Luke	VARLEY	GBR	Birel	KMS Hungary	36	41	-41	5	--	2	--	--	28	--	6	--	--
21	202	Edward	BRAND	GBR	Intrepid	Intrepid Driver Program	24	42	-42	--	2	--	--	4	--	--	30	--	6
22	218	Antoine	BARTHON	FRA	Formula K	FK Racing Team AB Ltd	34	43	-43	--	10	--	--	6	--	--	16	--	11
23	283	Joey	VAN SPLUNTERE	NLD	Gillard	DFK Racing Team	50	44	-44	--	--	27	--	11	--	3	--	3	--
24	266	Connor	JUPP	GBR	Alonso	Dan Holland Racing	76	44	-44	15	--	11	--	--	7	--	11	--	--
25	228	Eugene	DENYSSEN	ZAF	Alonso	Dan Holland Racing	5	45	-45	--	--	21	--	9	--	8	--	7	--
26	308	Nikolaj	ROGIVUE	CHE	Birel	Spirit Racing	65	47	-47	--	--	9	--	13	--	13	--	12	--
27	260	Charlie	TURNER	GBR	Tonykart	Coles Racing	14	48	-48	--	6	--	--	5	--	--	4	--	33
28	247	Glenn	VAN PARIJS	BEL	Tonykart	Bouvin Power/Raw Racin	43	51	-51	--	18	--	5	--	11	--	--	17	--

Position 1 -28 qualified for Prefinal

29	263	Tobias	HOLM	DNK	Tonykart	RS Competition	23	52	-52	--	14	--	15	--	15	--	--	8	--
30	221	Jan	JONCK	DNK	Tonykart	RS Competition	26	52	-52	26	--	10	--	--	9	--	7	--	--
31	258	Randy	BERGLAS	CHE	Zanardi	G Star Raw Racing	18	55	-55	--	12	--	17	--	20	--	--	6	--
32	219	Sam	SCHIPPERS	NLD	FA Kart	Team TKP	41	58	-58	12	--	16	--	--	8	--	22	--	--
33	275	Massimo	ACETO	ITA	Righetti Ridolfi	Gold Kart Racing Team	66	58	-58	9	--	22	--	--	13	--	14	--	--
34	272	Santeri	KALLIO	FIN	Formula K	FK Racing Team AB Ltd	19	62	-62	--	9	--	--	18	--	--	23	--	12
35	217	Maximilian	WEINZIERL	AUT	Alonso	Dan Holland Racing	29	62	-62	--	24	--	--	16	--	--	12	--	10
36	240	Eva	BENES	FRA	Kosmic	PKS	11	65	-65	16	--	19	--	--	12	--	18	--	--
37	237	Sten Doriar	PIIRIMAGI	EST	Tonykart	Aix Racing Team	63	65	-65	--	17	--	16	--	17	--	--	15	--
38	250	Lennert	VAN BOGAERT	BEL	Sodi	WINMAX Team	37	67	-67	18	--	--	13	--	--	12	--	--	24
39	300	Lorenzo	SCATIGNA	ITA	Haase	Motor.one	58	67	-67	--	8	--	8	--	30	--	--	21	--
40	248	Juuso	PYKALAINEN	FIN	Tonykart	MPT Racing	40	68	-68	--	--	25	--	14	--	9	--	20	--
41	295	Nicholas	LEVA	FIN	Formula K	FK Racing Team AB Ltd	60	68	-68	--	--	18	--	19	--	22	--	9	--
42	246	David	RYCHTAR	CZE	Birel	Gregor Racing	72	69	-69	20	--	--	20	--	--	15	--	--	14
43	281	Antoni	PTAK	USA	Birel	KMS Hungary	64	70	-70	--	13	--	--	25	--	--	17	--	15
44	292	Fabian	ERLE	DEU	Maranello	Nees Racing	61	72	-72	24	--	14	--	--	14	--	20	--	--
45	284	Antoine	LEPESQUEUX	FRA	Sodi	WINMAX Team	49	73	-73	--	21	--	--	10	--	--	15	--	27

These results are provisional until the conclusion of any judicial and technical matters

Clerk of the course Nigel Edwards:

Stewards (Chairman) Ian Watson:

Timekeeping Ingrid/Meik Wagner:

Scrutineer Paul Klaassen:



Rotax Euro Challenge 2013

Rotax Max Seniors

Laghi / Italy

Ranking after Heats

Pos.	No.	Firstname	Lastname	Nat.	Chassis	Race Team	QP	Points	Diff.	A-B	C-D	A-E	B-C	D-E	A-C	B-E	A-D	C-E	B-D
46	223	Aavo	TALVAR	EST	Tonykart	Talvar Racing	13	74	-74	--	29	--	9	--	3	--	--	33	--
47	230	Fazio	FRANSSSEN	NLD	CRG	CRG Holland	42	74	-74	13	--	--	14	--	--	21	--	--	26
48	293	Henrique	BAPTISTA	PRT	Kosmic	Paul Carr Racing	52	75	-75	21	--	--	18	--	--	23	--	--	13
49	226	Jessica	BACKMAN	SWE	Tonykart	Strawberry Racing	25	76	-76	--	--	23	--	15	--	16	--	22	--
50	235	Petr	FULIN	CZE	OK1	OK1 Racing Team	51	76	-76	17	--	17	--	--	16	--	26	--	--
51	301	Filippo	LAGHI	ITA	Haase	Motor ONE	28	78	-78	--	15	--	21	--	26	--	--	16	--
52	271	Kristian	THORSEN	DNK	Tonykart	RS Competition	44	80	-80	--	28	--	--	17	--	--	13	--	22
53	249	Alessandro	TROMBELLI	ITA	Energy	FK Racing Team AB Ltd	38	81	-81	--	22	--	12	--	18	--	--	29	--
54	288	Riccardo	ALBERTI	ITA	Kosmic	Scarpi Racing Team	59	85	-85	--	26	--	--	22	--	--	21	--	16
55	242	Lukasz	BARTOSZUK	POL	Tonykart	Wyrzykowski Motorsport	47	86	-86	22	--	--	23	--	--	24	--	--	17
56	310	Niccolo	SCHIRO	ITA	Energy	Energy Racing	74	87	-87	--	11	--	--	20	--	--	24	--	32
57	299	Marc	GONZALEZ	ESP	Kosmic	Binakart	35	88	-88	--	--	20	--	21	--	19	--	28	--
58	227	Ryo	HIROOKA	JPN	Intrepid	Intrepid Driver Program	16	89	-89	27	--	12	--	--	25	--	25	--	--
59	309	Zachary	CLAMAN DE MELC	CAN	CRG	CRG SPA	33	89	-89	--	19	--	22	--	24	--	--	24	--
60	259	Max	RENBERG	SWE	Tonykart	Renbergs Racing	48	89	-89	--	30	--	19	--	27	--	--	13	--
61	303	Carlo	BORGHESE	ITA	RK	Laudato Racing Team	75	89	-89	--	--	13	--	24	--	33	--	19	--
62	236	Jack	WEPRIN	USA	Alonso	Dan Holland Racing	8	90	-90	--	20	--	28	--	19	--	--	23	--
Position 29-62 qualified for Second Chance Heat																			
63	296	Jeremie	LESOUDIER	FRA	FA	DSS	45	90	-90	--	--	28	--	23	--	25	--	14	--
64	306	Yuto	TSUJII	JPN	DR	VPDR	54	90	-90	--	27	--	--	26	--	--	19	--	18
65	274	Andrea	ZEMIN	ITA	Righetti Ridolfi	Gold Kart Racing Team	68	90	-90	--	16	--	24	--	23	--	--	27	--
66	298	Felice	TIENE	ITA	CRG	CRG SPA	22	91	-91	29	--	--	25	--	--	18	--	--	19
67	245	Berat	TURKER	TUR	Formula K	Formula K UK	55	96	-96	--	--	24	--	29	--	17	--	26	--
68	261	Aggelos	MALANDRINOS	GRC	Tonykart	A M Racing Kart Team	67	98	-98	23	--	--	29	--	--	26	--	--	20
69	307	Celine	HOLDERBAUM	ESP	Kosmic	Binakart	70	99	-99	--	--	26	--	27	--	28	--	18	--
70	304	Alexander	TSVETANOV	BUL	Tonykart	BVA Racing Team	73	99	-99	--	25	--	27	--	22	--	--	25	--
71	302	Ippei	YAMAMOTO	JPN	Intrepid	Intrepid Driver Program	69	101	-101	--	23	--	--	28	--	--	29	--	21
72	282	Mark	FERENCZ	HUN	DR	VPDR	6	104	-104	25	--	30	--	--	21	--	28	--	--
73	268	Cecile	MARTINI	FRA	Sodikart	Martini Racing Kart	32	104	-104	28	--	--	26	--	--	27	--	--	23
74	244	Alfredo	ZABALZA	MEX	Kosmic	Paul Carr Racing	56	104	-104	19	--	29	--	--	29	--	27	--	--
75	251	Alberto	LA GALA	ITA	Energy	FK Racing Team AB Ltd	62	120	-120	33	--	--	30	--	--	29	--	--	28
DNS	277	Ameer	HASSAN	ARE	FA Kart	Team TKP	71	128	-128	32	--	32	--	--	32	--	32	--	--

----- These results are provisional until the conclusion of any judicial and technical matters -----

Clerk of the course Nigel Edwards:

Stewards (Chairman) Ian Watson:

Timekeeping Ingrid/Meik Wagner:

Scrutineer Paul Klaassen:

Printed: 2013-05-25 19:25

Posted at: h

Rotax Euro Challenge 2013
 Class: Rotax Max Seniors
 Date/Time: 2013-05-26 10:50

Track: Laghi / Italy
 Heat: Second Chance Heat
 Laps: 10

Edition 1

Carlo BORGHESE	303	Points 89 Quali Rank 75	17	Jack WEPRIN	236	Points 90 Quali Rank 8
	33				34	
Zachary CLAMAN DE ME	309	Points 89 Quali Rank 33	16	Max RENBERG	259	Points 89 Quali Rank 48
	31				32	
Marc GONZALEZ	299	Points 88 Quali Rank 35	15	Ryo HIROOKA	227	Points 89 Quali Rank 16
	29				30	
Lukasz BARTOSZUK	242	Points 86 Quali Rank 47	14	Niccolo SCHIRO	310	Points 87 Quali Rank 74
	27				28	
Alessandro TROMBELLI	249	Points 81 Quali Rank 38	13	Riccardo ALBERTI	288	Points 85 Quali Rank 59
	25				26	
Filippo LAGHI	301	Points 78 Quali Rank 28	12	Kristian THORSEN	271	Points 80 Quali Rank 44
	23				24	
Jessica BACKMAN	226	Points 76 Quali Rank 25	11	Petr FULIN	235	Points 76 Quali Rank 51
	21				22	
Fazio FRANSSSEN	230	Points 74 Quali Rank 42	10	Henrique BAPTISTA	293	Points 75 Quali Rank 52
	19				20	
Antoine LEPESQUEUX	284	Points 73 Quali Rank 49	9	Aavo TALVAR	223	Points 74 Quali Rank 13
	17				18	
Antoni PTAK	281	Points 70 Quali Rank 64	8	Fabian ERLE	292	Points 72 Quali Rank 61
	15				16	
Nicholas LEVA	295	Points 68 Quali Rank 60	7	David RYCHTAR	246	Points 69 Quali Rank 72
	13				14	
Lorenzo SCATIGNA	300	Points 67 Quali Rank 58	6	Juuso PYKALAINEN	248	Points 68 Quali Rank 40
	11				12	
Sten Dorian PIIRIMAGI	237	Points 65 Quali Rank 63	5	Lennert VAN BOGAERT	250	Points 67 Quali Rank 37
	9				10	
Maximilian WEINZIERL	217	Points 62 Quali Rank 29	4	Eva BENES	240	Points 65 Quali Rank 11
	7				8	
Massimo ACETO	275	Points 58 Quali Rank 66	3	Santeri KALLIO	272	Points 62 Quali Rank 19
	5				6	
Randy BERGLAS	258	Points 55 Quali Rank 18	2	Sam SCHIPPERS	219	Points 58 Quali Rank 41
	3				4	
Tobias HOLM	263	Points 52 Quali Rank 23	1	Jan JONCK	221	Points 52 Quali Rank 26
	1				2	

Pole Position

Clerk of the course Nigel Edwards:
 Stewards (Chairman) Ian Watson:

Scrutineer Paul Klaassen:
 Timekeeping Ingrid/Meik Wagner:

posted at: h

These results are provisional until the conclusion of any judicial and technical matters

printed 2013-05-25 19:25



Rotax Euro Challenge 2013 Laghi / Italy

Rotax Seniors

Laghi / Italy 1,256 Km

Warm up qualified 29-62

2013-05-26 09:20

Practice (5:00 Time) started at 9:20:01

Pos	No.	Name	Nat.	Chassis	Race Team	Laps	Best Tm	Diff	Gap In Lap	km/h
1	263	Tobias HOLM	DNK	Tonykart	RS Competition	5	52.142			5 86,717
2	219	Sam SCHIPPERS	NLD	FA Kart	Team TKP	5	52.171	0.029	0.029	4 86,669
3	217	Maximilian WEINZIERL	AUT	Alonso	Dan Holland Racing	5	52.351	0.209	0.180	5 86,371
4	221	Jan JONCK	DNK	Tonykart	RS Competition	5	52.384	0.242	0.033	5 86,316
5	223	Aavo TALVAR	EST	Tonykart	Talvar Racing	5	52.505	0.363	0.121	4 86,118
6	309	Zachary CLAMAN DE MELC	CAN	CRG	CRG SPA	5	52.519	0.377	0.014	5 86,095
7	242	Lukasz BARTOSZUK	POL	Tonykart	Wyrzykowski Motorsport	5	52.527	0.385	0.008	5 86,081
8	271	Kristian THORSEN	DNK	Tonykart	RS Competition	5	52.566	0.424	0.039	5 86,018
9	237	Sten Dorian PIIRIMAGI	EST	Tonykart	Aix Racing Team	5	52.572	0.430	0.006	5 86,008
10	258	Randy BERGLAS	CHE	Zanardi	G Star Raw Racing	5	52.584	0.442	0.012	4 85,988
11	300	Lorenzo SCATIGNA	ITA	Haase	Motor.one	5	52.690	0.548	0.106	4 85,815
12	250	Lennert VAN BOGAERT	BEL	Sodi	WINMAX Team	5	52.735	0.593	0.045	5 85,742
13	301	Filippo LAGHI	ITA	Haase	Motor ONE	5	52.822	0.680	0.087	4 85,601
14	240	Eva BENES	FRA	Kosmic	PKS	5	52.833	0.691	0.011	5 85,583
15	249	Alessandro TROMBELLI	ITA	Energy	FK Racing Team AB Ltd	5	52.842	0.700	0.009	5 85,568
16	295	Nicholas LEVA	FIN	Formula K	FK Racing Team AB Ltd	5	52.844	0.702	0.002	4 85,565
17	310	Niccolo SCHIRO	ITA	Energy	Energy Racing	5	52.941	0.799	0.097	4 85,408
18	275	Massimo ACETO	ITA	Righetti Ridol	Gold Kart Racing Team	5	52.945	0.803	0.004	5 85,402
19	230	Fazio FRANSSSEN	NLD	CRG	CRG Holland	5	53.054	0.912	0.109	4 85,226
20	248	Juuso PYKALAINEN	FIN	Tonykart	MPT Racing	5	53.062	0.920	0.008	5 85,214
21	272	Santeri KALLIO	FIN	Formula K	FK Racing Team AB Ltd	4	53.089	0.947	0.027	3 85,170
22	293	Henrique BAPTISTA	PRT	Kosmic	Paul Carr Racing	5	53.097	0.955	0.008	3 85,157
23	235	Petr FULIN	CZE	OK1	OK1 Racing Team	5	53.156	1.014	0.059	5 85,063
24	281	Antoni PTAK	USA	Birel	KMS Hungary	5	53.238	1.096	0.082	5 84,932
25	259	Max RENBERG	SWE	Tonykart	Renbergs Racing	5	53.286	1.144	0.048	3 84,855
26	284	Antoine LEPESQUEUX	FRA	Sodi	WINMAX Team	5	53.292	1.150	0.006	5 84,846
27	236	Jack WEPRIN	USA	Alonso	Dan Holland Racing	4	53.399	1.257	0.107	3 84,676
28	303	Carlo BORGHESE	ITA	RK	Laudato Racing Team	5	53.466	1.324	0.067	5 84,570
29	227	Ryo HIROOKA	JPN	Intrepid	Intrepid Driver Program	5	53.518	1.376	0.052	3 84,487
30	226	Jessica BACKMAN	SWE	Tonykart	Strawberry Racing	5	53.535	1.393	0.017	4 84,461
31	246	David RYCHTAR	CZE	Birel	Gregor Racing	5	53.537	1.395	0.002	5 84,457
32	288	Riccardo ALBERTI	ITA	Kosmic	Scarpi Racing Team	5	53.930	1.788	0.393	5 83,842
33	292	Fabian ERLE	DEU	Maranello	Nees Racing	5	54.185	2.043	0.255	3 83,447
34	299	Marc GONZALEZ	ESP	Kosmic	Binakart	4	54.458	2.316	0.273	3 83,029



Rotax Euro Challenge 2013 Laghi / Italy

Rotax Seniors

Laghi / Italy 1,256 Km

Warm up qualified 1-28

2013-05-26 09:50

Practice (5:00 Time) started at 9:50:07

Pos	No.	Name	Nat.	Chassis	Race Team	Laps	Best Tm	Diff	Gap In Lap	km/h
1	231	Pierce LEHANE	AUS	Alonso	Dan Holland Racing	5	49.973			90,481
2	206	Philip MORIN	SWE	Alonso	Dan Holland Racing	5	50.133	0.160	0.160	90,192
3	234	Charlie EASTWOOD	IRL	Tonykart	Strawberry Racing	5	50.176	0.203	0.043	90,115
4	202	Edward BRAND	GBR	Intrepid	Intrepid Driver Program	5	50.255	0.282	0.079	89,973
5	222	Harry WEBB	GBR	Tonykart	Strawberry Racing	5	50.306	0.333	0.051	89,882
6	228	Eugene DENYSSEN	ZAF	Alonso	Dan Holland Racing	5	50.349	0.376	0.043	89,805
7	276	Martin HENCKEL MORTEN	DNK	Tonykart	RS Competition	5	50.377	0.404	0.028	89,755
8	214	Petr BEZEL	CZE	MS Kart	MS Kart Racing Team	5	50.411	0.438	0.034	89,695
9	241	Karol DABSKI	POL	Praga	Praga Racing	5	50.430	0.457	0.019	89,661
10	279	Luke VARLEY	GBR	Birel	KMS Hungary	5	50.498	0.525	0.068	89,540
11	270	Oliver MYERS	GBR	Tonykart	Coles Racing	5	50.521	0.548	0.023	89,499
12	225	Kyle FOWLIE	GBR	Tonykart	Strawberry Racing	5	50.524	0.551	0.003	89,494
13	260	Charlie TURNER	GBR	Tonykart	Coles Racing	5	50.539	0.566	0.015	89,468
14	305	Xavier POZZOLI	FRA	Kosmic	Sonic Racing Kart	5	50.543	0.570	0.004	89,460
15	255	Ludvig MORIN	SWE	Kosmic	Morin Racing	5	50.698	0.725	0.155	89,187
16	239	Niklas TIIHONEN	FIN	Formula K	FK Racing Team AB Ltd	5	50.752	0.779	0.054	89,092
17	283	Joey VAN SPLUNTEREN	NLD	Gillard	DFK Racing Team	5	50.761	0.788	0.009	89,076
18	208	Jiri FORMAN	CZE	Tonykart	Protrain Racing	5	50.763	0.790	0.002	89,073
19	264	Jules COUSIN	FRA	FA Kart	DSS Kart	5	50.770	0.797	0.007	89,060
20	253	Kenny VERMEYLEN	BEL	Tecno	Tecno Kart Racing	5	50.828	0.855	0.058	88,959
21	267	Michael COOL	BEL	Tonykart	Bouvin Power	5	50.834	0.861	0.006	88,948
22	266	Connor JUPP	GBR	Alonso	Dan Holland Racing	5	50.834	0.861		88,948
23	216	Bryan EERDEN	NLD	Gillard	PDB Kart Racing	5	50.835	0.862	0.001	88,947
24	207	Bas DE LAAT	NLD	Gillard	PDB Kart Racing	5	50.954	0.981	0.119	88,739
25	247	Glenn VAN PARIJS	BEL	Tonykart	Bouvin Power/Raw Racing	5	51.006	1.033	0.052	88,648
26	218	Antoine BARTHON	FRA	Formula K	FK Racing Team AB Ltd	5	51.277	1.304	0.271	88,180
27	308	Nikolaj ROGIVUE	CHE	Birel	Spirit Racing	5	51.535	1.562	0.258	87,738
28	297	Max VERSTAPPEN	ITA	CRG	CRG SPA				0	-

Timekeeping Ingrid and Meik Wagner:

Clerk of the course Nigel Edwards:

www.mylaps.com

Steward (Chairman) Ian Watson:

Chief Scrutineer Paul Klaassen:

Licensed to: Motorsport Events

Printed: 2013-05-26 09:56:33

posted at:

h



Rotax Euro Challenge 2013 Laghi / Italy

Rotax Seniors

Laghi / Italy 1,256 Km

Warm up qualified 1-28

2013-05-26 09:50

Practice (5:00 Time) started at 9:50:07

Lap	Time of Day	Lap Tm	Diff	S1 Tm	S2 Tm	S3 Tm	Lap	Time of Day	Lap Tm	Diff	S1 Tm	S2 Tm	S3 Tm
5	9:55:18.239	52.030	+1.260	17.512	14.260	20.258							
(253) Kenny VERMEYLEN													
1	9:51:50.926	51.433	+0.605	17.855	13.735	19.843							
2	9:52:41.827	50.901	+0.073	17.494	13.655	19.752							
3	9:53:32.874	51.047	+0.219	17.562	13.714	19.771							
4	9:54:23.702	50.828		17.558	13.634	19.636							
5	9:55:15.044	51.342	+0.514	17.406	13.571	20.365							
(267) Michael COOL													
1	9:52:19.851	51.561	+0.727	17.891	13.868	19.802							
2	9:53:11.152	51.301	+0.467	17.752	13.757	19.792							
3	9:54:01.996	50.844	+0.010	17.546	13.645	19.653							
4	9:54:53.140	51.144	+0.310	17.499	13.863	19.782							
5	9:55:43.974	50.834		17.539	13.633	19.662							
(266) Connor JUPP													
1	9:52:06.588	51.637	+0.803	18.031	13.681	19.925							
2	9:52:58.113	51.525	+0.691	17.950	13.578	19.997							
3	9:53:49.132	51.019	+0.185	17.661	13.580	19.778							
4	9:54:40.103	50.971	+0.137	17.498	13.696	19.777							
5	9:55:30.937	50.834		17.497	13.592	19.745							
(216) Bryan EERDEN													
1	9:51:48.070	51.657	+0.822	18.058	13.793	19.806							
2	9:52:39.452	51.382	+0.547	17.650	13.772	19.960							
3	9:53:30.651	51.199	+0.364	17.655	13.672	19.872							
4	9:54:21.510	50.859	+0.024	17.516	13.717	19.626							
5	9:55:12.345	50.835		17.558	13.654	19.623							
(207) Bas DE LAAT													
1	9:51:55.297	51.702	+0.748	18.047	13.674	19.981							
2	9:52:46.251	50.954		17.580	13.538	19.836							
3	9:53:37.317	51.066	+0.112	17.571	13.647	19.848							
4	9:54:28.569	51.252	+0.298	17.595	13.638	20.019							
5	9:55:21.008	52.439	+1.485	18.059	14.195	20.185							
(247) Glenn VAN PARIJS													
1	9:52:16.149	51.526	+0.520	17.998	13.675	19.853							
2	9:53:07.165	51.016	+0.010	17.615	13.706	19.695							
3	9:53:59.581	52.416	+1.410	19.189	13.547	19.680							
4	9:54:50.587	51.006		17.511	13.734	19.761							
5	9:55:41.604	51.017	+0.011	17.652	13.638	19.727							
(218) Antoine BARTHON													
1	9:51:51.680	52.344	+1.067	18.244	13.835	20.265							
2	9:52:43.992	52.312	+1.035	18.217	13.799	20.296							
3	9:53:35.269	51.277		17.574	13.556	20.147							
4	9:54:26.675	51.406	+0.129	17.547	13.618	20.241							
5	9:55:18.086	51.411	+0.134	17.559	13.811	20.041							
(308) Nikolaj ROGIVUE													
1	9:51:50.168	52.325	+0.790	18.167	13.798	20.360							
2	9:52:42.366	52.198	+0.663	17.737	14.000	20.461							
3	9:53:33.901	51.535		17.917	13.785	19.833							
4	9:54:26.122	52.221	+0.686	17.893	13.834	20.494							
5	9:55:18.398	52.276	+0.741	18.293	13.771	20.212							

Timekeeping Ingrid and Meik Wagner:



Clerk of the course Nigel Edwards:

Steward (Chairman) Ian Watson:

Chief Scrutineer Paul Klaassen:



Rotax Euro Challenge 2013 Laghi / Italy

Rotax Seniors

Laghi / Italy 1,256 Km

Second Chance Heat

2013-05-26 10:50

Race (10 Laps) started at 10:52:27

Pos	No.	Name	Nat.	Chassis	Race Team	Laps	Total Tm	Diff	Best Tm	In Lap	km/h	Points
1	221	Jan JONCK	DNK	Tonykart	RS Competition	10	8:26.079		50.362	5	89,782	0
2	219	Sam SCHIPPERS	NLD	FA Kart	Team TKP	10	8:26.441	0.362	50.332	5	89,835	0
3	217	Maximilian WEINZIERL	AUT	Alonso	Dan Holland Racing	10	8:27.466	1.387	50.170	5	90,126	0
4	258	Randy BERGLAS	CHE	Zanardi	G Star Raw Racing	10	8:27.592	1.513	50.192	6	90,086	0
5	263	Tobias HOLM	DNK	Tonykart	RS Competition	10	8:27.885	1.806	50.277	5	89,934	0
6	237	Sten Dorian PIIRIMAGI	EST	Tonykart	Aix Racing Team	10	8:31.352	5.273	50.270	4	89,946	0
7	226	Jessica BACKMAN	SWE	Tonykart	Strawberry Racing	10	8:31.881	5.802	50.019	6	90,398	0
8	272	Santeri KALLIO	FIN	Formula K	FK Racing Team AB Ltd	10	8:32.375	6.296	50.263	6	89,959	0
9	250	Lennert VAN BOGAERT	BEL	Sodi	WINMAX Team	10	8:33.253	7.174	50.261	3	89,962	0
10	223	Aavo TALVAR	EST	Tonykart	Talvar Racing	10	8:34.457	8.378	50.048	5	90,345	0
11	227	Ryo HIROOKA	JPN	Intrepid	Intrepid Driver Program	10	8:34.649	8.570	50.148	5	90,165	0
12	240	Eva BENES	FRA	Kosmic	PKS	10	8:34.846	8.767	50.368	4	89,771	0
13	300	Lorenzo SCATIGNA	ITA	Haase	Motor.one	10	8:35.242	9.163	50.197	3	90,077	0
14	249	Alessandro TROMBELLI	ITA	Energy	FK Racing Team AB Ltd	10	8:36.685	10.606	50.411	6	89,695	0
15	236	Jack WEPRIN	USA	Alonso	Dan Holland Racing	10	8:40.484	14.405	50.193	6	90,084	0
16	293	Henrique BAPTISTA	PRT	Kosmic	Paul Carr Racing	10	8:40.974	14.895	50.486	7	89,561	0
17	299	Marc GONZALEZ	ESP	Kosmic	Binakart	10	8:41.086	15.007	50.403	7	89,709	0
18	235	Petr FULIN	CZE	OK1	OK1 Racing Team	10	8:41.362	15.283	50.827	5	88,961	0
19	271	Kristian THORSEN	DNK	Tonykart	RS Competition	10	8:43.388	17.309	50.370	8	89,768	0
20	295	Nicholas LEVA	FIN	Formula K	FK Racing Team AB Ltd	10	8:43.765	17.686	50.826	10	88,962	0
21	230	Fazio FRANSEN	NLD	CRG	CRG Holland	10	8:44.050	17.971	50.602	10	89,356	0
22	309	Zachary CLAMAN DE MELO	CAN	CRG	CRG SPA	10	8:44.905	18.826	50.499	8	89,538	0
23	284	Antoine LEPESQUEUX	FRA	Sodi	WINMAX Team	10	8:46.086	20.007	50.535	10	89,475	0
24	288	Riccardo ALBERTI	ITA	Kosmic	Scarpi Racing Team	10	8:46.557	20.478	50.820	10	88,973	0
25	303	Carlo BORGHESE	ITA	RK	Laudato Racing Team	10	8:46.865	20.786	50.800	7	89,008	0
26	246	David RYCHTAR	CZE	Birel	Gregor Racing	10	8:47.645	21.566	50.973	10	88,706	0
27	310	Niccolo SCHIRO	ITA	Energy	Energy Racing	10	8:48.081	22.002	50.637	8	89,294	0
28	292	Fabian ERLE	DEU	Maranello	Nees Racing	10	8:49.885	23.806	50.846	9	88,927	0
29	242	Lukasz BARTOSZUK	POL	Tonykart	Wyrzykowski Motorsport	10	8:50.865	24.786	50.492	2	89,551	0
30	259	Max RENBERG	SWE	Tonykart	Renbergs Racing	10	8:55.534	29.455	51.034	7	88,600	0
31	281	Antoni PTAK	USA	Birel	KMS Hungary	5	4:26.492	5 Laps	51.601	4	87,626	0
32	301	Filippo LAGHI	ITA	Haase	Motor ONE	3	2:45.222	7 Laps	51.789	3	87,308	0
33	275	Massimo ACETO	ITA	Righetti Ridolf	Gold Kart Racing Team	3	2:58.518	7 Laps	53.022	2	85,278	0
34	248	Juuso PYKALAINEN	FIN	Tonykart	MPT Racing	2	1:58.968	8 Laps	54.703	1	82,657	0

Announcements

These results are provisional until the conclusion of any judicial and technical matters

Started: 34 Classified: 34 Not classified: 0

Margin of Victory	Ø km/h	Best Lap Tm	km/h	Best Lap by
0.362	89,346	50.019	90,398	226 - Jessica BACKMAN

Official Timing www.camp-company.de / www.motorsport-events.se

Orbits

Timekeeping Ingrid and Meik Wagner:

Clerk of the course Nigel Edwards:

www.mylaps.com

Steward (Chairman) Ian Watson:

Chief Scrutineer Paul Klaassen:

Licensed to: Motorsport Events

Printed: 2013-05-26 11:04:18

posted at:

h

Rotax Euro Challenge 2013
 Class: Rotax Max Seniors
 Date/Time: 2013-05-26 12:10

Track: Laghi / Italy
 Heat: Prefinal
 Laps: 13

Edition 1

Tobias HOLM	263	2nd Chance 5	17	Sten Dorian PIIRIMAGI	237	2nd Chance 6
	33				34	
Maximilian WEINZIERL	217	2nd Chance 3	16	Randy BERGLAS	258	2nd Chance 4
	31				32	
Jan JONCK	221	2nd Chance 1	15	Sam SCHIPPERS	219	2nd Chance 2
	29				30	
Charlie TURNER	260	Points 48 Quali Rank 14	14	Glenn VAN PARIJS	247	Points 51 Quali Rank 43
	27				28	
Eugene DENYSSEN	228	Points 45 Quali Rank 5	13	Nikolaj ROGIVUE	308	Points 47 Quali Rank 65
	25				26	
Joey VAN SPLUNTER	283	Points 44 Quali Rank 50	12	Connor JUPP	266	Points 44 Quali Rank 76
	23				24	
Edward BRAND	202	Points 42 Quali Rank 24	11	Antoine BARTHON	218	Points 43 Quali Rank 34
	21				22	
Oliver MYERS	270	Points 39 Quali Rank 17	10	Luke VARLEY	279	Points 41 Quali Rank 36
	19				20	
Michael COOL	267	Points 36 Quali Rank 57	9	Karol DABSKI	241	Points 37 Quali Rank 4
	17				18	
Martin HENCKEL MORIN	276	Points 35 Quali Rank 20	8	Bryan EERDEN	216	Points 35 Quali Rank 39
	15				16	
Jules COUSIN	264	Points 32 Quali Rank 30	7	Kenny VERMEYLEN	253	Points 34 Quali Rank 46
	13				14	
Ludvig MORIN	255	Points 29 Quali Rank 31	6	Bas DE LAAT	207	Points 31 Quali Rank 12
	11				12	
Pierce LEHANE	231	Points 26 Quali Rank 2	5	Xavier POZZOLI	305	Points 27 Quali Rank 21
	9				10	
Kyle FOWLIE	225	Points 23 Quali Rank 53	4	Niklas TIHONEN	239	Points 24 Quali Rank 9
	7				8	
Jiri FORMAN	208	Points 21 Quali Rank 15	3	Petr BEZEL	214	Points 21 Quali Rank 27
	5				6	
Harry WEBB	222	Points 6 Quali Rank 1	2	Charlie EASTWOOD	234	Points 15 Quali Rank 10
	3				4	
Philip MORIN	206	Points 0 Quali Rank 3	1	Max VERSTAPPEN	297	Points 4 Quali Rank 7
	1				2	

Pole Position

Clerk of the course Nigel Edwards:
 Stewards (Chairman) Ian Watson:

Scrutineer Paul Klaassen:
 Timekeeping Ingrid/Meik Wagner:

posted at: h

These results are provisional until the conclusion of any judicial and technical matters

printed 2013-05-26 11:08



Rotax Euro Challenge 2013 Laghi / Italy

Rotax Seniors

Laghi / Italy 1,256 Km

Pre-Final

2013-05-26 12:10

Race (13 Laps) started at 12:12:13

Pos	No.	Name	Nat.	Chassis	Race Team	Laps	Total Tm	Diff	Best Tm	In Lap	km/h	Points
1	222	Harry WEBB	GBR	Tonykart	Strawberry Racing	13	10:57.451		50.000	13	90,432	34
2	297	Max VERSTAPPEN	ITA	CRG	CRG SPA	13	10:59.359	1.908	49.816	12	90,766	33
3	234	Charlie EASTWOOD	IRL	Tonykart	Strawberry Racing	13	10:59.735	2.284	50.126	5	90,205	32
4	206	Philip MORIN	SWE	Alonso	Dan Holland Racing	13	10:59.807	2.356	50.185	7	90,099	31
5	239	Niklas TIIHONEN	FIN	Formula K	FK Racing Team AB Ltd	13	10:59.997	2.546	50.042	8	90,356	30
6	231	Pierce LEHANE	AUS	Alonso	Dan Holland Racing	13	11:00.525	3.074	49.904	7	90,606	29
7	202	Edward BRAND	GBR	Intrepid	Intrepid Driver Program	13	11:00.875	3.424	49.982	11	90,465	28
8	225	Kyle FOWLIE	GBR	Tonykart	Strawberry Racing	13	11:01.806	4.355	50.128	8	90,201	27
9	241	Karol DABSKI	POL	Praga	Praga Racing	13	11:02.294	4.843	50.101	8	90,250	26
10	207	Bas DE LAAT	NLD	Gillard	PDB Kart Racing	13	11:03.750	6.299	50.207	8	90,059	25
11	283	Joey VAN SPLUNTEREN	NLD	Gillard	DFK Racing Team	13	11:04.005	6.554	50.194	11	90,082	24
12	276	Martin HENCKEL MORTENS	DNK	Tonykart	RS Competition	13	11:04.640	7.189	50.197	8	90,077	23
13	305	Xavier POZZOLI	FRA	Kosmic	Sonic Racing Kart	13	11:06.161	8.710	50.149	12	90,163	22
14	228	Eugene DENYSSEN	ZAF	Alonso	Dan Holland Racing	13	11:06.334	8.883	50.486	9	89,561	21
15	217	Maximilian WEINZIERL	AUT	Alonso	Dan Holland Racing	13	11:06.642	9.191	50.118	12	90,219	20
16	247	Glenn VAN PARIJS	BEL	Tonykart	Bouvin Power/Raw Racing	13	11:06.895	9.444	50.188	12	90,093	19
17	221	Jan JONCK	DNK	Tonykart	RS Competition	13	11:09.925	12.474	50.299	5	89,894	18
18	260	Charlie TURNER	GBR	Tonykart	Coles Racing	13	11:10.707	13.256	50.348	7	89,807	17
19	255	Ludvig MORIN	SWE	Kosmic	Morin Racing	13	11:10.816	13.365	50.190	11	90,090	16
20	219	Sam SCHIPPERS	NLD	FA Kart	Team TKP	13	11:11.046	13.595	50.464	9	89,601	15
21	264	Jules COUSIN	FRA	FA Kart	DSS Kart	13	11:11.127	13.676	50.152	11	90,158	14
22	258	Randy BERGLAS	CHE	Zanardi	G Star Raw Racing	13	11:11.288	13.837	50.064	11	90,316	13
23	267	Michael COOL	BEL	Tonykart	Bouvin Power	13	11:11.707	14.256	50.373	11	89,762	12
24	266	Connor JUPP	GBR	Alonso	Dan Holland Racing	13	11:11.887	14.436	49.837	11	90,728	11
25	216	Bryan EERDEN	NLD	Gillard	PDB Kart Racing	13	11:12.513	15.062	50.421	11	89,677	10
26	263	Tobias HOLM	DNK	Tonykart	RS Competition	13	11:22.046	24.595	50.358	11	89,789	9
27	237	Sten Dorian PIIRIMAGI	EST	Tonykart	Aix Racing Team	13	11:24.393	26.942	50.517	6	89,507	8
28	279	Luke VARLEY	GBR	Birel	KMS Hungary	13	11:35.374	37.923	50.366	8	89,775	7
29	270	Oliver MYERS	GBR	Tonykart	Coles Racing	12	11:11.399	1 Lap	49.873	8	90,662	6
30	308	Nikolaj ROGIVUE	CHE	Birel	Spirit Racing	12	11:16.942	1 Lap	50.877	10	88,873	5
31	218	Antoine BARTHON	FRA	Formula K	FK Racing Team AB Ltd	10	8:45.685	3 Laps	50.580	6	89,395	4
32	208	Jiri FORMAN	CZE	Tonykart	Protrain Racing	3	2:35.241	10 Laps	51.566	2	87,686	3
33	214	Petr BEZEL	CZE	MS Kart	MS Kart Racing Team	3	2:35.480	10 Laps	50.842	2	88,934	2
34	253	Kenny VERMEYLEN	BEL	Tecno	Tecno Kart Racing		1.035	13 Laps		0	-	1

Announcements

These results are provisional until the conclusion of any judicial and technical matters

No. 207 warning board

Started: 34 Classified: 34 Not classified: 0

Margin of Victory	Ø km/h	Best Lap Tm	km/h	Best Lap by
1.908	89,407	49.816	90,766	297 - Max VERSTAPPEN

Official Timing www.camp-company.de / www.motorsport-events.se

Orbits

Timekeeping Ingrid and Meik Wagner:

Clerk of the course Nigel Edwards:

www.mylaps.com

Steward (Chairman) Ian Watson:

Chief Scrutineer Paul Klaassen:

Licensed to: Motorsport Events

Printed: 2013-05-26 12:27:36

posted at:

h



Rotax Euro Challenge 2013 Laghi / Italy

Rotax Seniors

Laghi / Italy 1,256 Km

Pre-Final

2013-05-26 12:10

Race (13 Laps) started at 12:12:13

Lap	Time of Day	Lap Tm	Diff	S1 Tm	S2 Tm	S3 Tm	Lap	Time of Day	Lap Tm	Diff	S1 Tm	S2 Tm	S3 Tm
5	12:16:51.272	50.999	+0.482	17.391	13.828	19.780	1	12:13:05.025	51.605	+0.039	18.512	13.470	19.623
6	12:17:41.789	50.517		17.425	13.528	19.564	2	12:13:56.591	51.566		17.525	13.648	20.393
7	12:18:32.513	50.724	+0.207	17.500	13.533	19.691	3	12:14:48.426	51.835	+0.269	17.816	13.482	20.537
8	12:19:23.177	50.664	+0.147	17.453	13.546	19.665	(214) Petr BEZEL						
9	12:20:13.896	50.719	+0.202	17.461	13.626	19.632	1	12:13:06.271	52.920	+2.078	19.188	13.767	19.965
10	12:21:04.491	50.595	+0.078	17.411	13.572	19.612	2	12:13:57.113	50.842		17.373	13.522	19.947
11	12:21:55.285	50.794	+0.277	17.488	13.603	19.703	3	12:14:48.665	51.552	+0.710	17.458	13.962	20.132
12	12:22:46.239	50.954	+0.437	17.545	13.599	19.810							
13	12:23:37.578	51.339	+0.822	17.577	13.759	20.003							

(279) Luke VARLEY

1	12:13:11.246	56.741	+6.375	20.975	15.362	20.404
2	12:14:02.261	51.015	+0.649	17.562	13.523	19.930
3	12:14:53.498	51.237	+0.871	17.873	13.497	19.867
4	12:15:45.467	51.969	+1.603	18.108	13.564	20.297
5	12:17:04.464	1:18.997	+28.631	45.868	13.553	19.576
6	12:17:54.992	50.528	+0.162	17.443	13.549	19.536
7	12:18:45.460	50.468	+0.102	17.410	13.531	19.527
8	12:19:35.826	50.366		17.357	13.491	19.518
9	12:20:26.243	50.417	+0.051	17.361	13.533	19.523
10	12:21:16.762	50.519	+0.153	17.433	13.502	19.584
11	12:22:07.324	50.562	+0.196	17.376	13.526	19.660
12	12:22:57.942	50.618	+0.252	17.498	13.548	19.572
13	12:23:48.559	50.617	+0.251	17.483	13.588	19.546

(270) Oliver MYERS

1	12:13:09.042	54.467	+4.594	20.571	14.025	19.871
2	12:14:02.049	53.007	+3.134	17.906	14.590	20.511
3	12:14:53.564	51.515	+1.642	17.763	13.514	20.238
4	12:15:44.223	50.659	+0.786	17.570	13.521	19.568
5	12:16:35.113	50.890	+1.017	17.334	13.667	19.889
6	12:18:24.062	1:48.949	+59.076	1:16.048	13.518	19.383
7	12:19:14.132	50.070	+0.197	17.099	13.411	19.560
8	12:20:04.005	49.873		17.069	13.401	19.403
9	12:20:54.164	50.159	+0.286	17.316	13.472	19.371
10	12:21:44.245	50.081	+0.208	17.167	13.498	19.416
11	12:22:34.141	49.896	+0.023	17.085	13.368	19.443
12	12:23:24.584	50.443	+0.570	17.193	13.531	19.719

(308) Nikolaj ROGIVUE

1	12:13:13.080	58.000	+7.123	21.745	15.091	21.164
2	12:14:04.030	50.950	+0.073	17.548	13.477	19.925
3	12:14:55.450	51.420	+0.543	17.880	13.755	19.785
4	12:15:46.586	51.136	+0.259	17.645	13.471	20.020
5	12:16:41.129	54.543	+3.666	18.583	14.717	21.243
6	12:18:03.721	1:22.592	+31.715	48.950	13.915	19.727
7	12:18:54.639	50.918	+0.041	17.545	13.568	19.805
8	12:19:45.652	51.013	+0.136	17.420	13.528	20.065
9	12:20:36.612	50.960	+0.083	17.529	13.605	19.826
10	12:21:27.489	50.877		17.434	13.748	19.695
11	12:22:39.133	1:11.644	+20.767	17.480	13.721	40.443
12	12:23:30.127	50.994	+0.117	17.541	13.594	19.859

(218) Antoine BARTHON

1	12:13:09.725	55.050	+4.470	20.842	14.060	20.148
2	12:14:01.066	51.341	+0.761	17.561	13.871	19.909
3	12:14:52.207	51.141	+0.561	17.932	13.518	19.691
4	12:15:43.841	51.634	+1.054	17.288	13.576	20.770
5	12:16:35.739	51.898	+1.318	17.608	14.178	20.112
6	12:17:26.319	50.580		17.407	13.494	19.679
7	12:18:18.085	51.766	+1.186	17.495	13.570	20.701
8	12:19:08.913	50.828	+0.248	17.517	13.631	19.680
9	12:20:01.998	53.085	+2.505	17.501	14.341	21.243
10	12:20:58.870	56.872	+6.292	19.478	15.295	22.099

(208) Jiri FORMAN

--	--	--	--	--	--	--

Rotax Euro Challenge 2013
 Class: Rotax Max Seniors
 Date/Time: 2013-05-26 14:30

Track: Laghi / Italy
 Heat: Final
 Laps: 16

Edition 1

Petr
 BEZEL **214** Laps 3
 Tm. 2:35.480
 33

Antoine
 BARTHON **218** Laps 10
 Tm. 8:45.685
 31

Oliver
 MYERS **270** Laps 12
 Tm. 11:11.399
 29

Sten Dorian
 PIIRIMAGI **237** Laps 13
 Tm. 11:24.393
 27

Bryan
 EERDEN **216** Laps 13
 Tm. 11:12.513
 25

Michael
 COOL **267** Laps 13
 Tm. 11:11.707
 23

Jules
 COUSIN **264** Laps 13
 Tm. 11:11.127
 21

Ludvig
 MORIN **255** Laps 13
 Tm. 11:10.816
 19

Jan
 JONCK **221** Laps 13
 Tm. 11:09.925
 17

Maximilian
 WEINZIERL **217** Laps 13
 Tm. 11:06.642
 15

Xavier
 POZZOLI **305** Laps 13
 Tm. 11:06.161
 13

Joey
 VAN SPLUNTER **283** Laps 13
 Tm. 11:04.005
 11

Karol
 DABSKI **241** Laps 13
 Tm. 11:02.294
 9

Edward
 BRAND **202** Laps 13
 Tm. 11:00.875
 7

Niklas
 TIIHONEN **239** Laps 13
 Tm. 10:59.997
 5

Charlie
 EASTWOOD **234** Laps 13
 Tm. 10:59.735
 3

Harry
 WEBB **222** Laps 13
 Tm. 10:57.451
 1

17

Kenny
 VERMEYLEN **253** Laps 0
 Tm. 1.035
 34

16

Jiri
 FORMAN **208** Laps 3
 Tm. 2:35.241
 32

15

Nikolaj
 ROGIVUE **308** Laps 12
 Tm. 11:16.942
 30

14

Luke
 VARLEY **279** Laps 13
 Tm. 11:35.374
 28

13

Tobias
 HOLM **263** Laps 13
 Tm. 11:22.046
 26

12

Connor
 JUPP **266** Laps 13
 Tm. 11:11.887
 24

11

Randy
 BERGLAS **258** Laps 13
 Tm. 11:11.288
 22

10

Sam
 SCHIPPERS **219** Laps 13
 Tm. 11:11.046
 20

9

Charlie
 TURNER **260** Laps 13
 Tm. 11:10.707
 18

8

Glenn
 VAN PARIJS **247** Laps 13
 Tm. 11:06.895
 16

7

Eugene
 DENYSSEN **228** Laps 13
 Tm. 11:06.334
 14

6

Martin
 HENCKEL MORT **276** Laps 13
 Tm. 11:04.640
 12

5

Bas
 DE LAAT **207** Laps 13
 Tm. 11:03.750
 10

4

Kyle
 FOWLIE **225** Laps 13
 Tm. 11:01.806
 8

3

Pierce
 LEHANE **231** Laps 13
 Tm. 11:00.525
 6

2

Philip
 MORIN **206** Laps 13
 Tm. 10:59.807
 4

1

Max
 VERSTAPPEN **297** Laps 13
 Tm. 10:59.359
 2

Pole Position

Clerk of the course Nigel Edwards:
 Stewards (Chairman) Ian Watson:

Scrutineer Paul Klaassen:
 Timekeeping Ingrid/Meik Wagner:

posted at: h

These results are provisional until the conclusion of any judicial and technical matters

printed 2013-05-26 13:55



Rotax Euro Challenge 2013 Laghi / Italy

Rotax Seniors

Laghi / Italy 1,256 Km

Final

2013-05-26 14:30

Race (16 Laps) started at 14:34:50

Pos	No.	Name	Nat.	Chassis	Race Team	Laps	Total Tm	Diff	Best Tm	In Lap	km/h	Points
1	222	Harry WEBB	GBR	Tonykart	Strawberry Racing	16	13:30.003		50.038	10	90,363	55
2	297	Max VERSTAPPEN	ITA	CRG	CRG SPA	16	13:30.255	0.252	49.991	8	90,448	52
3	202	Edward BRAND	GBR	Intrepid	Intrepid Driver Program	16	13:31.698	1.695	50.147	9	90,167	50
4	239	Niklas TIIHONEN	FIN	Formula K	FK Racing Team AB Ltd	16	13:33.061	3.058	50.221	14	90,034	49
5	276	Martin HENCKEL MORTENS	DNK	Tonykart	RS Competition	16	13:34.825	4.822	50.263	9	89,959	48
6	206	Philip MORIN	SWE	Alonso	Dan Holland Racing	16	13:35.012	5.009	50.190	8	90,090	47
7	231	Pierce LEHANE	AUS	Alonso	Dan Holland Racing	16	13:36.628	6.625	50.049	15	90,343	46
8	234	Charlie EASTWOOD	IRL	Tonykart	Strawberry Racing	16	13:37.650	7.647	50.290	15	89,911	45
9	207	Bas DE LAAT	NLD	Gillard	PDB Kart Racing	16	13:39.342	9.339	50.352	14	89,800	44
10	241	Karol DABSKI	POL	Praga	Praga Racing	16	13:39.403	9.400	50.291	9	89,909	43
11	225	Kyle FOWLIE	GBR	Tonykart	Strawberry Racing	16	13:40.136	10.133	50.151	14	90,160	42
12	283	Joey VAN SPLUNTEREN	NLD	Gillard	DFK Racing Team	16	13:40.463	10.460	50.355	14	89,794	41
13	217	Maximilian WEINZIERL	AUT	Alonso	Dan Holland Racing	16	13:41.168	11.165	50.267	14	89,952	40
14	221	Jan JONCK	DNK	Tonykart	RS Competition	16	13:42.320	12.317	50.124	9	90,208	39
15	270	Oliver MYERS	GBR	Tonykart	Coles Racing	16	13:42.374	12.371	49.852	15	90,700	38
16	305	Xavier POZZOLI	FRA	Kosmic	Sonic Racing Kart	16	13:43.040	13.037	50.187	5	90,095	37
17	266	Connor JUPP	GBR	Alonso	Dan Holland Racing	16	13:43.423	13.420	50.280	16	89,928	36
18	208	Jiri FORMAN	CZE	Tonykart	Protrain Racing	16	13:45.155	15.152	50.347	5	89,809	35
19	255	Ludvig MORIN	SWE	Kosmic	Morin Racing	16	13:45.329	15.326	50.434	8	89,654	34
20	214	Petr BEZEL	CZE	MS Kart	MS Kart Racing Team	16	13:45.425	15.422	50.293	9	89,905	33
21	279	Luke VARLEY	GBR	Birel	KMS Hungary	16	13:45.525	15.522	50.537	9	89,471	32
22	263	Tobias HOLM	DNK	Tonykart	RS Competition	16	13:45.642	15.639	50.466	15	89,597	31
23	264	Jules COUSIN	FRA	FA Kart	DSS Kart	16	13:45.964	15.961	50.289	9	89,912	30
24	218	Antoine BARTHON	FRA	Formula K	FK Racing Team AB Ltd	16	13:46.596	16.593	50.402	16	89,711	29
25	216	Bryan EERDEN	NLD	Gillard	PDB Kart Racing	16	13:48.063	18.060	50.595	15	89,369	28
26	258	Randy BERGLAS	CHE	Zanardi	G Star Raw Racing	16	13:48.182	18.179	50.280	15	89,928	27
27	308	Nikolaj ROGIVUE	CHE	Birel	Spirit Racing	16	13:48.606	18.603	50.465	14	89,599	26
28	237	Sten Dorian PIIRIMAGI	EST	Tonykart	Aix Racing Team	16	13:49.520	19.517	50.455	12	89,616	25
29	260	Charlie TURNER	GBR	Tonykart	Coles Racing	16	13:50.772	20.769	50.321	13	89,855	24
30	267	Michael COOL	BEL	Tonykart	Bouvin Power	16	13:53.664	23.661	50.612	5	89,338	23
31	219	Sam SCHIPPERS	NLD	FA Kart	Team TKP	16	14:07.780	37.777	50.564	8	89,423	22
32	247	Glenn VAN PARIJS	BEL	Tonykart	Bouvin Power/Raw Racing	10	8:40.321	6 Laps	50.304	7	89,885	21
33	228	Eugene DENYSSEN	ZAF	Alonso	Dan Holland Racing	1	56.857	15 Laps	55.353	1	81,687	20

Not classified

DNS	253	Kenny VERMEYLEN	BEL	Tecno	Tecno Kart Racing			DNS		0	-	0
-----	-----	-----------------	-----	-------	-------------------	--	--	-----	--	---	---	---

Announcements

These results are provisional until the conclusion of any judicial and technical matters

Started: 33 Classified: 33 Not classified: 0

Margin of Victory	Ø km/h	Best Lap Tm	km/h	Best Lap by
0.252	89,315	49.852	90,700	270 - Oliver MYERS

Official Timing www.camp-company.de / www.motorsport-events.se

Orbits

Timekeeping Ingrid and Meik Wagner:

Clerk of the course Nigel Edwards:

www.mylaps.com

Steward (Chairman) Ian Watson:

Chief Scrutineer Paul Klaassen:

Licensed to: Motorsport Events

Printed: 2013-05-26 14:52:19

posted at:

h



Rotax Euro Challenge 2013 Laghi / Italy

Rotax Seniors

Laghi / Italy 1,256 Km

Final

2013-05-26 14:30

Race (16 Laps) started at 14:34:50

Lap	Time of Day	Lap Tm	Diff	S1 Tm	S2 Tm	S3 Tm	Lap	Time of Day	Lap Tm	Diff	S1 Tm	S2 Tm	S3 Tm
5	14:39:18.860	50.612		17.398	13.553	19.661							
6	14:40:09.504	50.644	+0.032	17.530	13.496	19.618							
7	14:41:00.440	50.936	+0.324	17.401	13.685	19.850							
8	14:41:52.258	51.818	+1.206	17.907	13.610	20.301							
9	14:42:44.861	52.603	+1.991	17.415	14.328	20.860							
10	14:43:36.208	51.347	+0.735	17.735	13.701	19.911							
11	14:44:27.442	51.234	+0.622	17.596	13.850	19.788							
12	14:45:18.551	51.109	+0.497	17.554	13.680	19.875							
13	14:46:09.844	51.293	+0.681	17.600	13.751	19.942							
14	14:47:01.115	51.271	+0.659	18.108	13.514	19.649							
15	14:47:52.394	51.279	+0.667	17.585	13.632	20.062							
16	14:48:44.326	51.932	+1.320	17.907	13.780	20.245							

(219) Sam SCHIPPERS

1	14:35:48.997	56.188	+5.624	19.723	15.350	21.115
2	14:36:41.887	52.890	+2.326	17.680	14.390	20.820
3	14:37:33.331	51.444	+0.880	17.499	13.987	19.958
4	14:38:24.640	51.309	+0.745	17.393	13.839	20.077
5	14:39:15.228	50.588	+0.024	17.333	13.627	19.628
6	14:40:06.670	51.442	+0.878	17.362	13.627	20.453
7	14:40:57.927	51.257	+0.693	17.378	13.571	20.308
8	14:41:48.491	50.564		17.299	13.587	19.678
9	14:42:39.576	51.085	+0.521	17.442	13.600	20.043
10	14:43:30.291	50.715	+0.151	17.341	13.553	19.821
11	14:44:37.940	1:07.649	+17.085	18.309	28.811	20.529
12	14:45:29.247	51.307	+0.743	17.529	13.836	19.942
13	14:46:20.386	51.139	+0.575	17.480	13.822	19.837
14	14:47:11.372	50.986	+0.422	17.408	13.712	19.866
15	14:48:02.468	51.096	+0.532	17.507	13.822	19.767
16	14:48:58.442	55.974	+5.410	18.472	14.000	23.502

(247) Glenn VAN PARIJS

1	14:35:49.551	57.010	+6.706	21.094	14.351	21.565
2	14:36:42.175	52.624	+2.320	17.734	13.870	21.020
3	14:37:34.686	52.511	+2.207	17.571	13.713	21.227
4	14:38:27.608	52.922	+2.618	18.962	13.578	20.382
5	14:39:18.005	50.397	+0.093	17.431	13.455	19.511
6	14:40:08.740	50.735	+0.431	17.399	13.505	19.831
7	14:40:59.044	50.304		17.315	13.459	19.530
8	14:41:49.952	50.908	+0.604	17.759	13.475	19.674
9	14:42:40.669	50.717	+0.413	17.347	13.408	19.962
10	14:43:30.983	50.314	+0.010	17.293	13.407	19.614

(228) Eugene DENYSSEN

1	14:35:47.519	55.353		20.014	14.846	20.493
---	--------------	---------------	--	--------	---------------	---------------



Rotax Euro Challenge 2013 Laghi / Italy

Rotax DD2

Laghi / Italy 1,256 Km

Non Qualifying Practice Odd Numbers

2013-05-24 11:40

Practice (7:00 Time) started at 11:50:01

Pos	No.	Name	Nat.	Chassis	Race Team	Laps	Best Tm	Diff	Gap In Lap	km/h
1	661	Jordan LENNOX LAMB	GBR	CRG	CRG Spa	6	48.062			5 94,078
2	603	Xen DE RUWE	BEL	Formula K	FK Racing Team AB Ltd	8	48.173	0.111	0.111	7 93,862
3	629	Ferenc KANCSAR	HUN	Birel	KMS Europe	8	48.326	0.264	0.153	7 93,565
4	631	Barrie PULLINGER	GBR	Alonso	Dan Holland Racing	8	48.339	0.277	0.013	6 93,539
5	653	Sandro LUKOVIC	AUT	Intrepid	Intrepid Driver Program	8	48.371	0.309	0.032	7 93,477
6	663	Simas JUODVIRSIS	LTU	Energy	Energy Racing LT	8	48.634	0.572	0.263	6 92,972
7	643	Pascal MARSCHALL	DEU	CRG	TAD Racing	8	48.653	0.591	0.019	8 92,936
8	637	Alexandre FINKELSTEIN	FRA	Tonykart	MD Competition	7	48.735	0.673	0.082	7 92,779
9	601	Mathias DETIGE	BEL	MS Kart	Bouvin Power	7	48.745	0.683	0.010	7 92,760
10	649	Alexander ZENKIN	RUS	Intrepid	Intrepid Driver Program	8	48.803	0.741	0.058	6 92,650
11	735	Cristiano MORGADO	ZAF	Praga	Josh Hart Racing	8	48.861	0.799	0.058	8 92,540
12	645	Chris STERKEN	NLD	CRG	CRG Holland	7	49.025	0.963	0.164	5 92,230
13	617	Luka KAMALI	DEU	CRG	TAD Racing	7	49.105	1.043	0.080	6 92,080
14	621	Martins STEINERTS	LVA	MS Kart	MS Kart Racing Team	8	49.170	1.108	0.065	4 91,959
15	725	Igor MUKHIN	RUS	Intrepid	Intrepid Driver Program	8	49.174	1.112	0.004	4 91,951
16	615	Marcel SCHIRMER	DEU	CRG	Kartsport Klimm	7	49.183	1.121	0.009	6 91,934
17	611	Erwin MONTFOORT	NLD	Gillard	Montfoort Motorsport	8	49.210	1.148	0.027	6 91,884
18	719	Florent LAMBERT	GBR	Tonykart	Tatum Racing	8	49.693	1.631	0.483	5 90,991
19	623	Marcel STEINERT	DEU	Tonykart	KSW Racing	7	49.776	1.714	0.083	6 90,839
20	657	Manuel SCHEIBINGER	DEU	Tonykart	KSW Racing	7	50.184	2.122	0.408	7 90,100
21	777	Lourens VAN RENSBURG	ZAF	Zanardi	CRG Holland	7	50.577	2.515	0.393	6 89,400
22	765	Sebastien PARMENTIER	FRA	Kosmic	Sonic Racing Kart	7	51.004	2.942	0.427	4 88,652
23	641	Tom PYTLIK	GBR	Alonso	Tom Pyttlik	1	5:56.176	5:08.114	5:05.172	1 12,695

Timekeeping Ingrid and Meik Wagner:

Clerk of the course Nigel Edwards:

Steward (Chairman) Ian Watson:

Chief Scrutineer Paul Klaassen:

www.mylaps.com

Licensed to: Motorsport Events



Rotax Euro Challenge 2013 Laghi / Italy

Rotax DD2

Laghi / Italy 1,256 Km

Non Qualifying Practice Odd Numbers

2013-05-24 11:40

Practice (7:00 Time) started at 11:50:01

Lap	Time of Day	Lap Tm	Diff	S1 Tm	S2 Tm	S3 Tm
7	11:56:55.206	49.387	+0.217	17.389	12.997	19.001
8	11:57:46.704	51.498	+2.328	17.392	14.002	20.104

Lap	Time of Day	Lap Tm	Diff	S1 Tm	S2 Tm	S3 Tm
6	11:56:33.854	50.577		17.710	13.463	19.404
7	11:57:24.695	50.841	+0.264	17.718	13.393	19.730

(725) Igor MUKHIN

1	11:51:48.659	51.695	+2.521	18.368	13.510	19.817
2	11:52:39.121	50.462	+1.288	17.519	13.192	19.751
3	11:53:29.002	49.881	+0.707	17.871	12.987	19.023
4	11:54:18.176	49.174		17.038	12.899	19.237
5	11:55:07.890	49.714	+0.540	17.147	13.013	19.554
6	11:55:57.340	49.450	+0.276	17.030	13.080	19.340
7	11:56:46.748	49.408	+0.234	17.421	12.996	18.991
8	11:57:36.974	50.226	+1.052	17.808	13.040	19.378

(765) Sebastien PARMENTIER

1	11:51:59.337	54.508	+3.504	19.420	13.999	21.089
2	11:52:51.648	52.311	+1.307	18.490	13.561	20.260
3	11:53:44.287	52.639	+1.635	18.069	13.901	20.669
4	11:54:35.291	51.004		17.762	13.393	19.849
5	11:55:26.664	51.373	+0.369	17.945	13.430	19.998
6	11:56:18.335	51.671	+0.667	17.719	13.413	20.539
7	11:57:10.272	51.937	+0.933	17.814	14.085	20.038

(615) Marcel SCHIRMER

1	11:52:09.499	52.414	+3.231	17.948	13.252	21.214
2	11:53:00.588	51.089	+1.906	17.357	12.926	20.806
3	11:53:50.455	49.867	+0.684	17.210	12.857	19.800
4	11:54:39.750	49.295	+0.112	17.082	12.887	19.326
5	11:55:30.410	50.660	+1.477	17.300	12.895	20.465
6	11:56:19.593	49.183		17.091	12.819	19.273
7	11:57:09.026	49.433	+0.250	17.062	13.123	19.248

(641) Tom PYTLIKK

1	11:57:05.357	5:56.176		5:22.873	13.688	19.615
---	--------------	-----------------	--	-----------------	---------------	---------------

(611) Erwin MONTFOORT

1	11:51:49.241	51.587	+2.377	18.340	13.475	19.772
2	11:52:40.482	51.241	+2.031	17.527	13.799	19.915
3	11:53:30.063	49.581	+0.371	17.471	13.095	19.015
4	11:54:19.366	49.303	+0.093	17.222	13.065	19.016
5	11:55:08.611	49.245	+0.035	17.262	13.104	18.879
6	11:55:57.821	49.210		17.192	13.016	19.002
7	11:56:48.305	50.484	+1.274	17.628	13.048	19.808
8	11:57:38.457	50.152	+0.942	17.362	13.552	19.238

(719) Florent LAMBERT

1	11:51:50.718	50.994	+1.301	18.023	13.284	19.687
2	11:52:40.905	50.187	+0.494	17.634	13.207	19.346
3	11:53:32.261	51.356	+1.663	17.631	13.794	19.931
4	11:54:22.006	49.745	+0.052	17.326	13.105	19.314
5	11:55:11.699	49.693		17.365	13.078	19.250
6	11:56:01.673	49.974	+0.281	17.511	13.123	19.340
7	11:56:51.885	50.212	+0.519	17.376	13.303	19.533
8	11:57:41.786	49.901	+0.208	17.487	13.175	19.239

(623) Marcel STEINERT


1	11:52:13.691	55.635	+5.859	21.520	13.746	20.369
2	11:53:05.023	51.332	+1.556	17.919	13.887	19.526
3	11:53:55.026	50.003	+0.227	17.427	13.220	19.356
4	11:54:45.990	50.964	+1.188	17.338	13.260	20.366
5	11:55:36.288	50.298	+0.522	17.495	13.400	19.403
6	11:56:26.064	49.776		17.284	13.140	19.352
7	11:57:18.933	52.869	+3.093	17.795	14.151	20.923

(657) Manuel SCHEIBINGER

1	11:52:22.953	1:01.412	+11.228	25.655	14.369	21.388
2	11:53:15.326	52.373	+2.189	18.435	13.747	20.191
3	11:54:06.401	51.075	+0.891	17.775	13.756	19.544
4	11:54:57.249	50.848	+0.664	17.763	13.415	19.670
5	11:55:48.087	50.838	+0.654	17.506	13.235	20.097
6	11:56:38.317	50.230	+0.046	17.389	13.360	19.481
7	11:57:28.501	50.184		17.492	13.224	19.468

(777) Lourens VAN RENSBURG

1	11:52:17.945	54.769	+4.192	20.451	13.751	20.567
2	11:53:09.751	51.806	+1.229	18.170	13.880	19.756
3	11:54:01.483	51.732	+1.155	18.067	13.741	19.924
4	11:54:52.686	51.203	+0.626	17.872	13.564	19.767
5	11:55:43.277	50.591	+0.014	17.689	13.393	19.509

Timekeeping Ingrid and Meik Wagner: 

Clerk of the course Nigel Edwards:

www.mylaps.com

Steward (Chairman) Ian Watson:

Chief Scrutineer Paul Klaassen:

Licensed to: Motorsport Events



Rotax Euro Challenge 2013 Laghi / Italy

Rotax DD2

Laghi / Italy 1,256 Km

Non Qualifying Practice Even Numbers

2013-05-24 11:50

Practice (7:00 Time) started at 12:00:01

Pos	No.	Name	Nat.	Chassis	Race Team	Laps	Best Tm	Diff	Gap In Lap	km/h
1	638	Sean BABINGTON	GBR	Alonso	Dan Holland Racing	7	48.054			94,094
2	602	Miika LAIHO	FIN	Tonykart	MPT Racing	8	48.325	0.271	0.271	93,566
3	606	Lucas ORROCK	GBR	Kosmic	Team Orrock	7	48.435	0.381	0.110	93,354
4	662	Antonio PICCIONI	ITA	Rigetti Ridolfi	Gold Kart Racing Team	8	48.492	0.438	0.057	93,244
5	608	Kevin LUDI	CHE	Birel	Spirit Racing	8	48.507	0.453	0.015	93,215
6	628	Ben COOPER	CAN	Birel	KMS Europe	8	48.552	0.498	0.045	93,129
7	622	Andreas BACKMAN	SWE	Tonykart	Strawberry Racing	7	48.599	0.545	0.047	93,039
8	766	Alessandro MANETTI	JAM	Praga	Josh Hart Racing	7	48.635	0.581	0.036	92,970
9	604	Patrick PEARCE	GBR	Tonykart	Tatum Racing	8	48.685	0.631	0.050	92,875
10	616	Antti RAMMO	EST	Tonykart	Aix Racing Team	8	48.835	0.781	0.150	92,589
11	652	Damien VUILLAUME	FRA	Flandria	Flandria Competition Kart	8	48.932	0.878	0.097	92,406
12	660	Maxi FLEISCHMANN	DEU	Mach 1	Mach 1	8	49.034	0.980	0.102	92,214
13	624	Anna-Lisa DREYSPRING	DEU	CRG	TAD Racing	8	49.099	1.045	0.065	92,091
14	642	Niklas OLSEN	DNK	Praga	Josh Hart Racing	8	49.202	1.148	0.103	91,899
15	626	Andrey STEPANOV	RUS	Intrepid	Intrepid Driver Program	8	49.218	1.164	0.016	91,869
16	746	Dennis KROES	NLD	Praga	Team Kroes	8	49.292	1.238	0.074	91,731
17	718	Tamsin GERMAIN	GBR	Gillard	DG Racing	8	49.591	1.537	0.299	91,178
18	676	Luke VAN RENSBURG	ZAF	Zanardi	CRG Holland	7	49.681	1.627	0.090	91,013
19	764	Chris GROEN	NLD	Kosmic	Team Kroes	8	49.963	1.909	0.282	90,499
20	788	Euripides HATZISTEFANIS	ESP	Formula K	FK Racing Team AB Ltd	7	50.164	2.110	0.201	90,136
21	700	Christophe ADAMS	FRA	Formula K	Sportkarting Formula K	6	50.972	2.918	0.808	88,708



Rotax Euro Challenge 2013 Laghi / Italy

Rotax DD2

Laghi / Italy 1,256 Km

Non Qualifying Practice Even Numbers

2013-05-24 11:50

Practice (7:00 Time) started at 12:00:01

Lap	Time of Day	Lap Tm	Diff	S1 Tm	S2 Tm	S3 Tm	Lap	Time of Day	Lap Tm	Diff	S1 Tm	S2 Tm	S3 Tm
5	12:05:11.212	49.260	+0.058	17.207	13.007	19.046	3	12:04:45.296	1:56.024	+1:05.052	1:22.128	14.006	19.890
6	12:06:00.434	49.222	+0.020	17.236	13.012	18.974	4	12:05:37.509	52.213	+1.241	17.866	14.129	20.218
7	12:06:49.816	49.382	+0.180	17.417	12.962	19.003	5	12:06:30.239	52.730	+1.758	17.640	14.284	20.806
8	12:07:39.018	49.202		17.219	13.032	18.951	6	12:07:21.211	50.972		18.117	13.580	19.275

(626) Andrey STEPANOV

1	12:01:51.219	53.006	+3.788	18.866	14.007	20.133
2	12:02:42.118	50.899	+1.681	17.827	13.508	19.564
3	12:03:32.864	50.746	+1.528	17.883	13.583	19.280
4	12:04:23.203	50.339	+1.121	17.530	13.368	19.441
5	12:05:14.587	51.384	+2.166	17.832	13.670	19.882
6	12:06:03.805	49.218		17.239	13.056	18.923
7	12:06:53.225	49.420	+0.202	17.286	13.013	19.121
8	12:07:42.499	49.274	+0.056	17.217	13.094	18.963

(746) Dennis KROES

1	12:01:53.728	52.770	+3.478	18.534	14.238	19.998
2	12:02:43.899	50.171	+0.879	17.720	13.203	19.248
3	12:03:33.640	49.741	+0.449	17.618	13.205	18.918
4	12:04:23.275	49.635	+0.343	17.315	13.165	19.155
5	12:05:13.471	50.196	+0.904	17.928	13.345	18.923
6	12:06:02.763	49.292		17.299	13.127	18.866
7	12:06:52.102	49.339	+0.047	17.372	13.074	18.893
8	12:07:42.235	50.133	+0.841	17.307	13.526	19.300

(718) Tamsin GERMAIN

1	12:02:00.921	51.585	+1.994	17.940	13.256	20.389
2	12:02:50.933	50.012	+0.421	17.661	13.108	19.243
3	12:03:41.755	50.822	+1.231	17.255	13.619	19.948
4	12:04:31.346	49.591		17.416	12.999	19.176
5	12:05:21.678	50.332	+0.741	17.230	13.010	20.092
6	12:06:11.286	49.608	+0.017	17.200	13.064	19.344
7	12:07:01.209	49.923	+0.332	17.275	13.099	19.549
8	12:07:51.777	50.568	+0.977	17.123	12.993	20.452

(676) Luke VAN RENSBURG

1	12:02:07.167	51.545	+1.864	18.101	13.541	19.903
2	12:02:57.453	50.286	+0.605	17.670	13.243	19.373
3	12:03:47.342	49.889	+0.208	17.509	13.199	19.181
4	12:04:38.133	50.791	+1.110	17.490	13.877	19.424
5	12:05:28.344	50.211	+0.530	17.524	13.035	19.652
6	12:06:18.918	50.574	+0.893	17.880	13.349	19.345
7	12:07:08.599	49.681		17.300	13.187	19.194

(764) Chris GROEN

1	12:01:53.642	52.952	+2.989	18.557	13.739	20.656
2	12:02:45.692	52.050	+2.087	18.500	13.881	19.669
3	12:03:36.448	50.756	+0.793	17.836	13.325	19.595
4	12:04:27.636	51.188	+1.225	17.674	13.631	19.883
5	12:05:17.849	50.213	+0.250	17.476	13.395	19.342
6	12:06:08.469	50.620	+0.657	18.077	13.191	19.352
7	12:06:58.432	49.963		17.607	13.125	19.231
8	12:07:50.488	52.056	+2.093	18.250	13.235	20.571

(788) Euripides HATZISTEFANIS

1	12:02:03.724	51.189	+1.025	17.861	13.445	19.883
2	12:02:55.018	51.294	+1.130	18.029	13.516	19.749
3	12:03:45.496	50.478	+0.314	17.642	13.353	19.483
4	12:04:36.176	50.680	+0.516	17.799	13.342	19.539
5	12:05:27.672	51.496	+1.332	17.835	13.640	20.021
6	12:06:19.362	51.690	+1.526	18.467	13.278	19.945
7	12:07:09.526	50.164		17.563	13.250	19.351

(700) Christophe ADAMS

1	12:01:54.944	52.045	+1.073	18.412	13.758	19.875
2	12:02:49.272	54.328	+3.356	19.404	14.494	20.430



Rotax Euro Challenge 2013 Laghi / Italy

Rotax DD2

Laghi / Italy 1,256 Km

Qualifying Practice Group D1

2013-05-24 16:00

Qualifying (15:00 Time) started at 16:00:00

Pos	No.	Name	Nat.	Chassis	Race Team	Laps	Best Tm	Diff	Gap	In Lap	km/h
1	603	Xen DE RUWE	BEL	Formula K	FK Racing Team AB Ltd	8	47.686			4	94,820
2	602	Miika LAIHO	FIN	Tonykart	MPT Racing	7	47.778	0.092	0.092	3	94,638
3	638	Sean BABINGTON	GBR	Alonso	Dan Holland Racing	8	47.883	0.197	0.105	6	94,430
4	637	Alexandre FINKELSTEIN	FRA	Tonykart	MD Competition	9	48.093	0.407	0.210	5	94,018
5	629	Ferenc KANCSAR	HUN	Birel	KMS Europe	8	48.097	0.411	0.004	6	94,010
6	653	Sandro LUKOVIC	AUT	Intrepid	Intrepid Driver Program	5	48.103	0.417	0.006	3	93,998
7	663	Simas JUODVIRISIS	LTU	Energy	Energy Racing LT	8	48.136	0.450	0.033	4	93,934
8	608	Kevin LUDI	CHE	Birel	Spirit Racing	8	48.168	0.482	0.032	7	93,871
9	606	Lucas ORROCK	GBR	Kosmic	Team Orrock	7	48.194	0.508	0.026	2	93,821
10	628	Ben COOPER	CAN	Birel	KMS Europe	6	48.245	0.559	0.051	4	93,722
11	624	Anna-Lisa DREYSPRING	DEU	CRG	TAD Racing	8	48.281	0.595	0.036	4	93,652
12	766	Alessandro MANETTI	JAM	Praga	Josh Hart Racing	8	48.284	0.598	0.003	7	93,646
13	601	Mathias DETIGE	BEL	MS Kart	Bouvin Power	8	48.287	0.601	0.003	4	93,640
14	652	Damien VUILLAUME	FRA	Flandria	Flandria Competition Kart	12	48.316	0.630	0.029	11	93,584
15	735	Cristiano MORGADO	ZAF	Praga	Josh Hart Racing	9	48.385	0.699	0.069	9	93,450
16	725	Igor MUKHIN	RUS	Intrepid	Intrepid Driver Program	8	48.672	0.986	0.287	6	92,899
17	642	Niklas OLSEN	DNK	Praga	Josh Hart Racing	8	48.741	1.055	0.069	7	92,768
18	616	Antti RAMMO	EST	Tonykart	Aix Racing Team	9	48.777	1.091	0.036	5	92,699
19	641	Tom PYTTLIK	GBR	Alonso	Tom Pyttlik	11	48.836	1.150	0.059	6	92,587
20	746	Dennis KROES	NLD	Praga	Team Kroes	11	48.843	1.157	0.007	11	92,574
21	765	Sebastien PARMENTIER	FRA	Kosmic	Sonic Racing Kart	8	49.807	2.121	0.964	7	90,782
22	764	Chris GROEN	NLD	Kosmic	Team Kroes	7	49.816	2.130	0.009	5	90,766

Announcements

These results are provisional until the conclusion of any judicial and technical matters

Timekeeping Ingrid and Meik Wagner:

Clerk of the course Nigel Edwards:

Steward (Chairman) Ian Watson:

Chief Scrutineer Paul Klaassen:

www.mylaps.com

Licensed to: Motorsport Events

Printed: 2013-05-24 16:17:15

posted at:

h



Rotax Euro Challenge 2013 Laghi / Italy

Rotax DD2

Laghi / Italy 1,256 Km

Qualifying Practice Group D1

2013-05-24 16:00

Qualifying (15:00 Time) started at 16:00:00

Lap	Time of Day	Lap Tm	Diff	S1 Tm	S2 Tm	S3 Tm
7	16:10:18.170	48.325	+0.009	16.796	12.877	18.652
8	16:11:12.472	54.302	+5.986	16.835	13.991	23.476
9	16:12:07.116	54.644	+6.328	20.178	15.268	19.198
10	16:12:55.442	48.326	+0.010	16.909	12.810	18.607
11	16:13:43.758	48.316		16.838	12.865	18.613
12	16:14:32.529	48.771	+0.455	16.840	13.202	18.729

Lap	Time of Day	Lap Tm	Diff	S1 Tm	S2 Tm	S3 Tm
4	16:09:08.324	49.314	+0.471	17.165	13.062	19.087
5	16:09:57.816	49.492	+0.649	17.282	13.099	19.111
6	16:10:47.526	49.710	+0.867	17.213	13.524	18.973
7	16:11:36.499	48.973	+0.130	17.098	12.981	18.894
8	16:12:36.896	1:00.397	+11.554	19.123	16.235	25.039
9	16:13:25.846	48.950	+0.107	17.070	13.020	18.860
10	16:14:14.903	49.057	+0.214	17.192	12.979	18.886
11	16:15:03.746	48.843		17.040	12.911	18.892

(735) Cristiano MORGADO

1	16:08:58.411	48.862	+0.477	17.179	12.957	18.726
2	16:09:47.103	48.692	+0.307	17.028	12.765	18.899
3	16:10:35.507	48.404	+0.019	16.891	12.879	18.634
4	16:11:24.106	48.599	+0.214	17.063	12.751	18.785
5	16:12:12.683	48.577	+0.192	17.049	12.815	18.713
6	16:13:01.368	48.685	+0.300	17.238	12.806	18.641
7	16:13:49.981	48.613	+0.228	16.934	12.866	18.813
8	16:14:38.532	48.551	+0.166	16.917	12.910	18.724
9	16:15:26.917	48.385		16.876	12.838	18.671

(765) Sebastien PARMENTIER

1	16:08:55.429	51.309	+1.502	18.070	13.369	19.870
2	16:09:46.069	50.640	+0.833	17.410	13.415	19.815
3	16:10:36.860	50.791	+0.984	17.822	13.490	19.479
4	16:11:27.264	50.404	+0.597	17.808	13.350	19.246
5	16:12:17.225	49.961	+0.154	17.361	13.289	19.311
6	16:13:07.337	50.112	+0.305	17.416	13.223	19.473
7	16:13:57.144	49.807		17.318	13.257	19.232
8	16:14:48.384	51.240	+1.433	17.526	13.829	19.885

(725) Igor MUKHIN

1	16:07:53.747	51.677	+3.005	18.169	13.442	20.066
2	16:08:43.064	49.317	+0.645	17.381	13.053	18.883
3	16:09:32.106	49.042	+0.370	17.203	13.041	18.798
4	16:10:20.965	48.859	+0.187	17.037	12.890	18.932
5	16:11:09.745	48.780	+0.108	16.979	12.926	18.875
6	16:11:58.417	48.672		16.925	12.865	18.882
7	16:12:47.478	49.061	+0.389	17.087	13.040	18.934
8	16:13:36.965	49.487	+0.815	17.072	13.073	19.342

(764) Chris GROEN

1	16:06:41.713	51.275	+1.459	18.133	13.471	19.671
2	16:07:39.564	57.851	+8.035	17.686	20.086	20.079
3	16:08:29.786	50.222	+0.406	17.684	13.204	19.334
4	16:09:20.113	50.327	+0.511	17.434	13.521	19.372
5	16:10:09.929	49.816		17.632	13.110	19.074
6	16:10:59.866	49.937	+0.121	17.616	13.127	19.194
7	16:11:50.013	50.147	+0.331	17.420	13.352	19.375

(642) Niklas OLSEN

1	16:08:44.107	49.991	+1.250	17.805	13.115	19.071
2	16:09:33.088	48.981	+0.240	17.085	12.948	18.948
3	16:10:21.998	48.910	+0.169	17.051	12.947	18.912
4	16:11:11.100	49.102	+0.361	17.159	12.926	19.017
5	16:11:59.933	48.833	+0.092	16.998	12.921	18.914
6	16:12:48.760	48.827	+0.086	17.064	12.918	18.845
7	16:13:37.501	48.741		16.990	12.919	18.832
8	16:14:32.931	55.430	+6.689	21.623	14.931	18.876

(616) Antti RAMMO

1	16:08:32.215	49.337	+0.560	17.463	12.927	18.947
2	16:09:21.168	48.953	+0.176	17.151	12.886	18.916
3	16:10:10.005	48.837	+0.060	17.100	12.963	18.774
4	16:10:58.923	48.918	+0.141	17.259	12.842	18.817
5	16:11:47.700	48.777		17.150	12.796	18.831
6	16:12:36.530	48.830	+0.053	17.064	12.890	18.876
7	16:13:25.422	48.892	+0.115	17.104	12.958	18.830
8	16:14:14.307	48.885	+0.108	17.139	12.873	18.873
9	16:15:03.129	48.822	+0.045	17.031	12.908	18.883

(641) Tom PYTTLIK

1	16:06:53.001	50.911	+2.075	17.818	13.544	19.549
2	16:07:43.868	50.867	+2.031	17.422	13.285	20.160
3	16:08:33.490	49.622	+0.786	17.224	13.265	19.133
4	16:09:23.111	49.621	+0.785	17.109	13.285	19.227
5	16:10:12.231	49.120	+0.284	17.059	12.987	19.074
6	16:11:01.067	48.836		16.953	12.970	18.913
7	16:11:50.066	48.999	+0.163	16.930	12.883	19.186
8	16:12:40.007	49.941	+1.105	17.137	13.725	19.079
9	16:13:28.927	48.920	+0.084	17.010	12.947	18.963
10	16:14:17.981	49.054	+0.218	17.101	12.910	19.043
11	16:15:06.889	48.908	+0.072	17.032	12.931	18.945

(746) Dennis KROES

1	16:06:39.966	50.126	+1.283	17.628	13.322	19.176
2	16:07:29.535	49.569	+0.726	17.262	13.262	19.045
3	16:08:19.010	49.475	+0.632	17.259	13.234	18.982



Rotax Euro Challenge 2013 Laghi / Italy

Rotax DD2

Laghi / Italy 1,256 Km

Qualifying Practice Group D2

2013-05-24 16:30

Qualifying (15:00 Time) started at 16:30:01

Pos	No.	Name	Nat.	Chassis	Race Team	Laps	Best Tm	Diff	Gap In Lap	km/h
1	661	Jordan LENNOX LAMB	GBR	CRG	CRG Spa	8	47.913		6	94,371
2	622	Andreas BACKMAN	SWE	Tonykart	Strawberry Racing	11	47.978	0.065	0.065	5 94,243
3	662	Antonio PICCIONI	ITA	Rigetti Ridolfi	Gold Kart Racing Team	11	48.288	0.375	0.310	3 93,638
4	617	Luka KAMALI	DEU	CRG	TAD Racing	10	48.333	0.420	0.045	10 93,551
5	643	Pascal MARSCHALL	DEU	CRG	TAD Racing	10	48.335	0.422	0.002	9 93,547
6	615	Marcel SCHIRMER	DEU	CRG	Kartsport Klimm	11	48.340	0.427	0.005	2 93,537
7	604	Patrick PEARCE	GBR	Tonykart	Tatum Racing	9	48.350	0.437	0.010	7 93,518
8	631	Barrie PULLINGER	GBR	Alonso	Dan Holland Racing	10	48.449	0.536	0.099	9 93,327
9	718	Tamsin GERMAIN	GBR	Gillard	DG Racing	11	48.534	0.621	0.085	10 93,164
10	645	Chris STERKEN	NLD	CRG	CRG Holland	10	48.559	0.646	0.025	4 93,116
11	621	Martins STEINERTS	LVA	MS Kart	MS Kart Racing Team	10	48.563	0.650	0.004	6 93,108
12	649	Alexander ZENKIN	RUS	Intrepid	Intrepid Driver Program	11	48.569	0.656	0.006	11 93,096
13	660	Maxi FLEISCHMANN	DEU	Mach 1	Mach 1	9	48.647	0.734	0.078	4 92,947
14	700	Christophe ADAMS	FRA	Formula K	Sportkarting Formula K	10	48.671	0.758	0.024	9 92,901
15	676	Luke VAN RENSBURG	ZAF	Zanardi	CRG Holland	11	48.769	0.856	0.098	8 92,715
16	611	Erwin MONTFOORT	NLD	Gillard	Montfoort Motorsport	11	48.770	0.857	0.001	3 92,713
17	623	Marcel STEINERT	DEU	Tonykart	KSW Racing	11	48.878	0.965	0.108	5 92,508
18	657	Manuel SCHEIBINGER	DEU	Tonykart	KSW Racing	7	49.325	1.412	0.447	6 91,670
19	719	Florent LAMBERT	GBR	Tonykart	Tatum Racing	5	49.393	1.480	0.068	3 91,543
20	626	Andrey STEPANOV	RUS	Intrepid	Intrepid Driver Program	12	49.532	1.619	0.139	5 91,286
21	777	Lourens VAN RENSBURG	ZAF	Zanardi	CRG Holland	7	49.979	2.066	0.447	3 90,470
22	788	Euripides HATZISTEFANIS	ESP	Formula K	FK Racing Team AB Ltd	7	50.229	2.316	0.250	4 90,020

Announcements

These results are provisional until the conclusion of any judicial and technical matters

Timekeeping Ingrid and Meik Wagner:

Clerk of the course Nigel Edwards:

Steward (Chairman) Ian Watson:

Chief Scrutineer Paul Klaassen:

www.mylaps.com

Licensed to: Motorsport Events



Rotax Euro Challenge 2013 Laghi / Italy

Rotax DD2

Laghi / Italy 1,256 Km

Total result Qualifying Group D1/D2

Pos	No.	Name	Nat.	Chassis	Race Team	Total Best Tm	Diff	QD1 Best Tm	QD2 Best Tm
1	603	Xen DE RUWE	BEL	Formula K	FK Racing Team AB Ltd	47.686		47.686	
2	602	Miika LAIHO	FIN	Tonykart	MPT Racing	47.778	0.092	47.778	
3	638	Sean BABINGTON	GBR	Alonso	Dan Holland Racing	47.883	0.197	47.883	
4	661	Jordan LENNOX LAMB	GBR	CRG	CRG Spa	47.913	0.227		47.913
5	622	Andreas BACKMAN	SWE	Tonykart	Strawberry Racing	47.978	0.292		47.978
6	637	Alexandre FINKELSTEIN	FRA	Tonykart	MD Competition	48.093	0.407	48.093	
7	629	Ferenc KANCSAR	HUN	Birel	KMS Europe	48.097	0.411	48.097	
8	653	Sandro LUKOVIC	AUT	Intrepid	Intrepid Driver Program	48.103	0.417	48.103	
9	663	Simas JUODVIRISIS	LTU	Energy	Energy Racing LT	48.136	0.450	48.136	
10	608	Kevin LUDI	CHE	Birel	Spirit Racing	48.168	0.482	48.168	
11	606	Lucas ORROCK	GBR	Kosmic	Team Orrock	48.194	0.508	48.194	
12	628	Ben COOPER	CAN	Birel	KMS Europe	48.245	0.559	48.245	
13	624	Anna-Lisa DREYSPRING	DEU	CRG	TAD Racing	48.281	0.595	48.281	
14	766	Alessandro MANETTI	ITA	Praga	Josh Hart Racing	48.284	0.598	48.284	
15	601	Mathias DETIGE	BEL	MS Kart	Bouvin Power	48.287	0.601	48.287	
16	662	Antonio PICCIONI	ITA	Rigetti Ridolfi	Gold Kart Racing Team	48.288	0.602		48.288
17	652	Damien VUILLAUME	FRA	Flandria	Flandria Competition Kart	48.316	0.630	48.316	
18	617	Luka KAMALI	DEU	CRG	TAD Racing	48.333	0.647		48.333
19	643	Pascal MARSCHALL	DEU	CRG	TAD Racing	48.335	0.649		48.335
20	615	Marcel SCHIRMER	DEU	CRG	Kartsport Klimm	48.340	0.654		48.340
21	604	Patrick PEARCE	GBR	Tonykart	Tatum Racing	48.350	0.664		48.350
22	735	Cristiano MORGADO	ZAF	Praga	Josh Hart Racing	48.385	0.699	48.385	
23	631	Barrie PULLINGER	GBR	Alonso	Dan Holland Racing	48.449	0.763		48.449
24	718	Tamsin GERMAIN	GBR	Gillard	DG Racing	48.534	0.848		48.534
25	645	Chris STERKEN	NLD	CRG	CRG Holland	48.559	0.873		48.559
26	621	Martins STEINERTS	LVA	MS Kart	MS Kart Racing Team	48.563	0.877		48.563
27	649	Alexander ZENKIN	RUS	Intrepid	Intrepid Driver Program	48.569	0.883		48.569
28	660	Maxi FLEISCHMANN	DEU	Mach 1	Mach 1	48.647	0.961		48.647
29	700	Christophe ADAMS	FRA	Formula K	Sportkarting Formula K	48.671	0.985		48.671
30	725	Igor MUKHIN	RUS	Intrepid	Intrepid Driver Program	48.672	0.986	48.672	
31	642	Niklas OLSEN	DNK	Praga	Josh Hart Racing	48.741	1.055	48.741	
32	676	Luke VAN RENSBURG	ZAF	Zanardi	CRG Holland	48.769	1.083		48.769
33	611	Erwin MONTFOORT	NLD	Gillard	Montfoort Motorsport	48.770	1.084		48.770
34	616	Antti RAMMO	EST	Tonykart	Aix Racing Team	48.777	1.091	48.777	
35	641	Tom PYTTLIK	GBR	Alonso	Tom Pyttlik	48.836	1.150	48.836	
36	746	Dennis KROES	NLD	Praga	Team Kroes	48.843	1.157	48.843	
37	623	Marcel STEINERT	DEU	Tonykart	KSW Racing	48.878	1.192		48.878
38	657	Manuel SCHEIBINGER	DEU	Tonykart	KSW Racing	49.325	1.639		49.325
39	719	Florent LAMBERT	GBR	Tonykart	Tatum Racing	49.393	1.707		49.393
40	626	Andrey STEPANOV	RUS	Intrepid	Intrepid Driver Program	49.532	1.846		49.532
41	765	Sebastien PARMENTIER	FRA	Kosmic	Sonic Racing Kart	49.807	2.121	49.807	
42	764	Chris GROEN	NLD	Kosmic	Team Kroes	49.816	2.130	49.816	
43	777	Lourens VAN RENSBURG	ZAF	Zanardi	CRG Holland	49.979	2.293		49.979
44	788	Euripides HATZISTEFANIS	ESP	Formula K	FK Racing Team AB Ltd	50.229	2.543		50.229

Announcements

These results are provisional until the conclusion of any judicial and technical matters

**Heat organization
Rotax Euro Challenge 2013
Laghi / Italy
Rotax Max DD2 Group A**

Group	Pos	No.	Firstname	Lastname	Class	Overall BestTm
Group A	1	603	Xen	DE RUWE	DD2	47 686
Group A	5	622	Andreas	BACKMAN	DD2	47 978
Group A	9	663	Simas	JUODVIRISIS	DD2	48 136
Group A	13	624	Anna-Lisa	DREYSPRING	DD2	48 281
Group A	17	652	Damien	VUILLAUME	DD2	48 316
Group A	21	604	Patrick	PEARCE	DD2	48 350
Group A	25	645	Chris	STERKEN	DD2	48 559
Group A	29	700	Christophe	ADAMS	DD2	48 671
Group A	33	611	Erwin	MONTFOORT	DD2	48 770
Group A	37	623	Marcel	STEINERT	DD2	48 878
Group A	41	765	Sebastien	PARMENTIER	DD2	49 807



Clerk of the course Nigel Edwards:

Stewards (Chairman) Ian Watson:

Scrutineer Paul Klaassen:

Timekeeping Ingrid/Meik Wagner:

Printed: 2013-05-24 17:32

Posted at: h

**Heat organization
Rotax Euro Challenge 2013
Laghi / Italy
Rotax Max DD2 Group B**

Group	Pos	No.	Firstname	Lastname	Class	Overall BestTm
Group B	2	602	Miika	LAIHO	DD2	47 778
Group B	6	637	Alexandre	FINKELSTEIN	DD2	48 093
Group B	10	608	Kevin	LUDI	DD2	48 168
Group B	14	766	Alessandro	MANETTI	DD2	48 284
Group B	18	617	Luka	KAMALI	DD2	48 333
Group B	22	735	Cristiano	MORGADO	DD2	48 385
Group B	26	621	Martins	STEINERTS	DD2	48 563
Group B	30	725	Igor	MUKHIN	DD2	48 672
Group B	34	616	Antti	RAMMO	DD2	48 777
Group B	38	657	Manuel	SCHEIBINGER	DD2	49 325
Group B	42	764	Chris	GROEN	DD2	49 816



Clerk of the course Nigel Edwards:

Stewards (Chairman) Ian Watson:

Scrutineer Paul Klaassen:

Timekeeping Ingrid/Meik Wagner:

Printed: 2013-05-24 17:32

Posted at: h

**Heat organization
Rotax Euro Challenge 2013
Laghi / Italy
Rotax Max DD2 Group C**

Group	Pos	No.	Firstname	Lastname	Class	Overall BestTm
Group C	3	638	Sean	BABINGTON	DD2	47 883
Group C	7	629	Ferenc	KANCSAR	DD2	48 097
Group C	11	606	Lucas	ORROCK	DD2	48 194
Group C	15	601	Mathias	DETIGE	DD2	48 287
Group C	19	643	Pascal	MARSCHALL	DD2	48 335
Group C	23	631	Barrie	PULLINGER	DD2	48 449
Group C	27	649	Alexander	ZENKIN	DD2	48 569
Group C	31	642	Niklas	OLSEN	DD2	48 741
Group C	35	641	Tom	PYTTLIK	DD2	48 836
Group C	39	719	Florent	LAMBERT	DD2	49 393
Group C	43	777	Lourens	VAN RENSBURG	DD2	49 979



Clerk of the course Nigel Edwards:

Stewards (Chairman) Ian Watson:

Scrutineer Paul Klaassen:

Timekeeping Ingrid/Meik Wagner:

Printed: 2013-05-24 17:32

posted at: h

**Heat organization
Rotax Euro Challenge 2013
Laghi / Italy
Rotax Max DD2 Group D**

Group	Pos	No.	Firstname	Lastname	Class	Overall BestTm
Group D	4	661	Jordan	LENNOX LAMB	DD2	47 913
Group D	8	653	Sandro	LUKOVIC	DD2	48 103
Group D	12	628	Ben	COOPER	DD2	48 245
Group D	16	662	Antonio	PICCIONI	DD2	48 288
Group D	20	615	Marcel	SCHIRMER	DD2	48 340
Group D	24	718	Tamsin	GERMAIN	DD2	48 534
Group D	28	660	Maxi	FLEISCHMANN	DD2	48 647
Group D	32	676	Luke	VAN RENSBURG	DD2	48 769
Group D	36	746	Dennis	KROES	DD2	48 843
Group D	40	626	Andrey	STEPANOV	DD2	49 532
Group D	44	788	Euripides	HATZISTEFANIS	DD2	50 229



Clerk of the course Nigel Edwards:

Stewards (Chairman) Ian Watson:

Scrutineer Paul Klaassen:

Timekeeping Ingrid/Meik Wagner:

Printed: 2013-05-24 17:32

posted at: h

Rotax Euro Challenge 2013
 Class: Rotax Max DD2
 Date/Time: 2013-05-25 11:30

Track: Laghi / Italy
 Heat: Race 5 Qualifying Heat 1 A+B
 Laps: 10

Edition 1

	18	
35		36
	17	
33		34
	16	
31		32
	15	
29		30
	14	
27		28
	13	
25		26
	12	
23		24
Sebastien PARMENTIER	765 21	Group A 49 807
Chris GROEN	764 22	Group B 49 816
Marcel STEINERT	623 19	Group A 48 878
Manuel SCHEIBINGER	657 20	Group B 49 325
Erwin MONTFOORT	611 17	Group A 48 770
Antti RAMMO	616 18	Group B 48 777
Christophe ADAMS	700 15	Group A 48 671
Igor MUKHIN	725 16	Group B 48 672
Chris STERKEN	645 13	Group A 48 559
Martins STEINERTS	621 14	Group B 48 563
Patrick PEARCE	604 11	Group A 48 350
Cristiano MORGADO	735 12	Group B 48 385
Damien VUILLAUME	652 9	Group A 48 316
Luka KAMALI	617 10	Group B 48 333
Anna-Lisa DREYSPRING	624 7	Group A 48 281
Alessandro MANETTI	766 8	Group B 48 284
Simas JUODVIRISIS	663 5	Group A 48 136
Kevin LUDI	608 6	Group B 48 168
Andreas BACKMAN	622 3	Group A 47 978
Alexandre FINKELSTEIN	637 4	Group B 48 093
Xen DE RUWE	603 1	Group A 47 686
Miika LAIHO	602 2	Group B 47 778

Pole Position

Clerk of the course Nigel Edwards:
 Stewards (Chairman) Ian Watson:

Scrutineer Paul Klaassen:
 Timekeeping Ingrid/Meik Wagner:

Rotax Euro Challenge 2013
 Class: Rotax Max DD2
 Date/Time: 2013-05-25 11:50

Track: Laghi / Italy
 Heat: Race 6 Qualifying Heat 2 C+D
 Laps: 10

Edition 1

	18	
35		36
	17	
33		34
	16	
31		32
	15	
29		30
	14	
27		28
	13	
25		26
	12	
23		24
Lourens VAN RENSBURG 777 Group C 49 979	11	Euripides HATZISTEFANIS 788 Group D 50 229
21		22
Florent LAMBERT 719 Group C 49 393	10	Andrey STEPANOV 626 Group D 49 532
19		20
Tom PYTTLIK 641 Group C 48 836	9	Dennis KROES 746 Group D 48 843
17		18
Niklas OLSEN 642 Group C 48 741	8	Luke VAN RENSBURG 676 Group D 48 769
15		16
Alexander ZENKIN 649 Group C 48 569	7	Maxi FLEISCHMANN 660 Group D 48 647
13		14
Barrie PULLINGER 631 Group C 48 449	6	Tamsin GERMAIN 718 Group D 48 534
11		12
Pascal MARSCHALL 643 Group C 48 335	5	Marcel SCHIRMER 615 Group D 48 340
9		10
Mathias DETIGE 601 Group C 48 287	4	Antonio PICCIONI 662 Group D 48 288
7		8
Lucas ORROCK 606 Group C 48 194	3	Ben COOPER 628 Group D 48 245
5		6
Ferenc KANCSAR 629 Group C 48 097	2	Sandro LUKOVIC 653 Group D 48 103
3		4
Sean BABINGTON 638 Group C 47 883	1	Jordan LENNOX LAMB 661 Group D 47 913
1	Row	2

Pole Position

Clerk of the course Nigel Edwards:
 Stewards (Chairman) Ian Watson:

Scrutineer Paul Klaassen:
 Timekeeping Ingrid/Meik Wagner:

Rotax Euro Challenge 2013
 Class: Rotax Max DD2
 Date/Time: 2013-05-25 14:40

Track:
 Heat:
 Laps:

Laghi / Italy
 Race 13 Qualifying Heat 3 B+C
 10

Edition 1

	18	
35		36
	17	
33		34
	16	
31		32
	15	
29		30
	14	
27		28
	13	
25		26
	12	
23		24
Chris GROEN Group B 49 816	11	Lourens VAN RENSBURG Group C 49 979
764		777
21		22
Manuel SCHEIBINGER Group B 49 325	10	Florent LAMBERT Group C 49 393
657		719
19		20
Antti RAMMO Group B 48 777	9	Tom PYTTLIK Group C 48 836
616		641
17		18
Igor MUKHIN Group B 48 672	8	Niklas OLSEN Group C 48 741
725		642
15		16
Martins STEINERTS Group B 48 563	7	Alexander ZENKIN Group C 48 569
621		649
13		14
Cristiano MORGADO Group B 48 385	6	Barrie PULLINGER Group C 48 449
735		631
11		12
Luka KAMALI Group B 48 333	5	Pascal MARSCHALL Group C 48 335
617		643
9		10
Alessandro MANETTI Group B 48 284	4	Mathias DETIGE Group C 48 287
766		601
7		8
Kevin LUDI Group B 48 168	3	Lucas ORROCK Group C 48 194
608		606
5		6
Alexandre FINKELSTEIN Group B 48 093	2	Ferenc KANCSAR Group C 48 097
637		629
3		4
Miika LAIHO Group B 47 778	1	Sean BABINGTON Group C 47 883
602		638
1		2

Pole Position

Clerk of the course Nigel Edwards:
 Stewards (Chairman) Ian Watson:

Scrutineer Paul Klaassen:
 Timekeeping Ingrid/Meik Wagner:

Rotax Euro Challenge 2013
 Class: Rotax Max DD2
 Date/Time: 2013-05-25 15:00

Track:
 Heat:
 Laps:

Laghi / Italy
 Race 14 Qualifying Heat 4 A+D
 10

Edition 1

	18	
35		36
	17	
33		34
	16	
31		32
	15	
29		30
	14	
27		28
	13	
25		26
	12	
23		24
Sebastien PARMENTIER	765	Group A 49 807
21	11	Euripides HATZISTEFANIS
623		788
19		22
Group A 48 878	10	Group D 50 229
Marcel STEINERT		Andrey STEPANOV
611		626
17		20
Group A 48 770	9	Group D 49 532
Erwin MONTFOORT		Dennis KROES
700		746
15		18
Group A 48 671	8	Group D 48 843
Christophe ADAMS		Luke VAN RENSBURG
645		676
13		16
Group A 48 559	7	Group D 48 769
Chris STERKEN		Maxi FLEISCHMANN
604		660
11		14
Group A 48 350	6	Group D 48 647
Patrick PEARCE		Tamsin GERMAIN
652		718
9		12
Group A 48 316	5	Group D 48 534
Damien VUILLAUME		Marcel SCHIRMER
624		615
7		10
Group A 48 281	4	Group D 48 340
Anna-Lisa DREYSPRING		Antonio PICCIONI
663		662
5		8
Group A 48 136	3	Group D 48 288
Simas JUODVIRISIS		Ben COOPER
622		628
3		6
Group A 47 978	2	Group D 48 245
Andreas BACKMAN		Sandro LUKOVIC
603		653
1		4
Group A 47 686	1	Group D 48 103
	Row	Jordan LENNOX LAMB
		661
		2
		Group D 47 913

Pole Position

Clerk of the course Nigel Edwards:
 Stewards (Chairman) Ian Watson:

Scrutineer Paul Klaassen:
 Timekeeping Ingrid/Meik Wagner:

Rotax Euro Challenge 2013
 Class: Rotax Max DD2
 Date/Time: 2013-05-25 17:40

Track:
 Heat:
 Laps:

Laghi / Italy
 Race 21 Qualifying Heat 5 A+C
 10

Edition 1

	18	
35		36
	17	
33		34
	16	
31		32
	15	
29		30
	14	
27		28
	13	
25		26
	12	
23		24
Sebastien PARMENTIER	765	Group A 49 807
21	11	Lourens VAN RENSBURG
765		777
		Group C 49 979
21	10	Florent LAMBERT
623		719
		Group C 49 393
19	9	Tom PYTTLIK
611		641
		Group C 48 836
17	8	Niklas OLSEN
700		642
		Group C 48 741
15	7	Alexander ZENKIN
645		649
		Group C 48 569
13	6	Barrie PULLINGER
604		631
		Group C 48 449
11	5	Pascal MARSCHALL
652		643
		Group C 48 335
9	4	Mathias DETIGE
624		601
		Group C 48 287
7	3	Lucas ORROCK
663		606
		Group C 48 194
5	2	Ferenc KANCSAR
622		629
		Group C 48 097
3	1	Sean BABINGTON
603		638
		Group C 47 883
1	Row	2

Pole Position

Clerk of the course Nigel Edwards:
 Stewards (Chairman) Ian Watson:

Scrutineer Paul Klaassen:
 Timekeeping Ingrid/Meik Wagner:

Rotax Euro Challenge 2013
 Class: Rotax Max DD2
 Date/Time: 2013-05-25 18:00

Track:
 Heat:
 Laps:

Laghi / Italy
 Race 22 Qualifying Heat 6 B+D
 10

Edition 1

	18	
35		36
	17	
33		34
	16	
31		32
	15	
29		30
	14	
27		28
	13	
25		26
	12	
23		24
Chris GROEN Group B 49 816	11	Euripides HATZISTEFANIS Group D 50 229
764		788
21		22
Manuel SCHEIBINGER Group B 49 325	10	Andrey STEPANOV Group D 49 532
657		626
19		20
Antti RAMMO Group B 48 777	9	Dennis KROES Group D 48 843
616		746
17		18
Igor MUKHIN Group B 48 672	8	Luke VAN RENSBURC Group D 48 769
725		676
15		16
Martins STEINERTS Group B 48 563	7	Maxi FLEISCHMANN Group D 48 647
621		660
13		14
Cristiano MORGADO Group B 48 385	6	Tamsin GERMAIN Group D 48 534
735		718
11		12
Luka KAMALI Group B 48 333	5	Marcel SCHIRMER Group D 48 340
617		615
9		10
Alessandro MANETTI Group B 48 284	4	Antonio PICCIONI Group D 48 288
766		662
7		8
Kevin LUDI Group B 48 168	3	Ben COOPER Group D 48 245
608		628
5		6
Alexandre FINKELSTEIN Group B 48 093	2	Sandro LUKOVIC Group D 48 103
637		653
3		4
Miika LAIHO Group B 47 778	1	Jordan LENNOX LAMB Group D 47 913
602		661
1		2
Pole Position	Row	

Clerk of the course Nigel Edwards:
 Stewards (Chairman) Ian Watson:

Scrutineer Paul Klaassen:
 Timekeeping Ingrid/Meik Wagner:



Rotax Euro Challenge 2013 Laghi / Italy

Rotax DD2

Laghi / Italy 1,256 Km

Warm up Odd Numbers

2013-05-25 09:40

Practice (5:00 Time) started at 9:40:45

Pos	No.	Name	Nat.	Chassis	Race Team	Laps	Best Tm	Diff	Gap In Lap	km/h
1	603	Xen DE RUWE	BEL	Formula K	FK Racing Team AB Ltd	4	1:08.934			65,593
2	643	Pascal MARSCHALL	DEU	CRG	TAD Racing	4	1:09.070	0.136	0.136	65,464
3	601	Mathias DETIGE	BEL	MS Kart	Bouvin Power	4	1:09.166	0.232	0.096	65,373
4	637	Alexandre FINKELSTEIN	FRA	Tonykart	MD Competition	4	1:09.196	0.262	0.030	65,345
5	663	Simas JUODVIRISIS	LTU	Energy	Energy Racing LT	3	1:09.232	0.298	0.036	65,311
6	735	Cristiano MORGADO	ZAF	Praga	Josh Hart Racing	4	1:09.465	0.531	0.233	65,092
7	629	Ferenc KANCSAR	HUN	Birel	KMS Europe	4	1:09.602	0.668	0.137	64,964
8	653	Sandro LUKOVIC	AUT	Intrepid	Intrepid Driver Program	4	1:09.973	1.039	0.371	64,619
9	719	Florent LAMBERT	GBR	Tonykart	Tatum Racing	4	1:10.404	1.470	0.431	64,224
10	617	Luka KAMALI	DEU	CRG	TAD Racing	4	1:10.422	1.488	0.018	64,207
11	631	Barrie PULLINGER	GBR	Alonso	Dan Holland Racing	4	1:10.426	1.492	0.004	64,204
12	621	Martins STEINERTS	LVA	MS Kart	MS Kart Racing Team	4	1:11.161	2.227	0.735	63,540
13	661	Jordan LENNOX LAMB	GBR	CRG	CRG Spa	2	1:11.851	2.917	0.690	62,930
14	615	Marcel SCHIRMER	DEU	CRG	Kartsport Klimm	3	1:12.806	3.872	0.955	62,105
15	777	Lourens VAN RENSBURG	ZAF	Zanardi	CRG Holland	3	1:12.808	3.874	0.002	62,103
16	623	Marcel STEINERT	DEU	Tonykart	KSW Racing	3	1:12.835	3.901	0.027	62,080
17	645	Chris STERKEN	NLD	CRG	CRG Holland	3	1:12.951	4.017	0.116	61,981
18	611	Erwin MONTFOORT	NLD	Gillard	Montfoort Motorsport	2	1:13.688	4.754	0.737	61,361
19	657	Manuel SCHEIBINGER	DEU	Tonykart	KSW Racing	2	1:13.867	4.933	0.179	61,213
20	765	Sebastien PARMENTIER	FRA	Kosmic	Sonic Racing Kart	3	1:14.218	5.284	0.351	60,923
21	725	Igor MUKHIN	RUS	Intrepid	Intrepid Driver Program	3	1:14.912	5.978	0.694	60,359
22	649	Alexander ZENKIN	RUS	Intrepid	Intrepid Driver Program	3	1:15.697	6.763	0.785	59,733
23	641	Tom PYTTLIK	GBR	Alonso	Tom Pyttlik	2	1:16.220	7.286	0.523	59,323

Timekeeping Ingrid and Meik Wagner:

Clerk of the course Nigel Edwards:

Steward (Chairman) Ian Watson:

Chief Scrutineer Paul Klaassen:

www.mylaps.com

Licensed to: Motorsport Events



Rotax Euro Challenge 2013 Laghi / Italy

Rotax DD2

Laghi / Italy 1,256 Km

Warm up Odd Numbers

2013-05-25 09:40

Practice (5:00 Time) started at 9:40:45

Lap	Time of Day	Lap Tm	Diff	S1 Tm	S2 Tm	S3 Tm
(603) Xen DE RUWE						
1	9:43:04.551	1:10.915	+1.981	25.368	17.830	27.717
2	9:44:14.603	1:10.052	+1.118	25.220	17.725	27.107
3	9:45:23.832	1:09.229	+0.295	24.891	17.638	26.700
4	9:46:32.766	1:08.934		24.938	17.476	26.520
(643) Pascal MARSCHALL						
1	9:43:20.468	1:12.466	+3.396	25.517	18.144	28.805
2	9:44:29.966	1:09.498	+0.428	25.686	17.426	26.386
3	9:45:39.235	1:09.269	+0.199	24.974	17.481	26.814
4	9:46:48.305	1:09.070		24.641	17.831	26.598
(601) Mathias DETIGE						
1	9:43:08.710	1:11.124	+1.958	25.526	18.969	26.629
2	9:44:19.045	1:10.335	+1.169	25.360	18.079	26.896
3	9:45:29.111	1:10.066	+0.900	25.113	17.929	27.024
4	9:46:38.277	1:09.166		25.151	17.779	26.236
(637) Alexandre FINKELSTEIN						
1	9:43:10.282	1:09.947	+0.751	25.144	18.296	26.507
2	9:44:20.821	1:10.539	+1.343	25.889	18.116	26.534
3	9:45:30.596	1:09.775	+0.579	25.537	18.002	26.236
4	9:46:39.792	1:09.196		25.125	17.746	26.325
(663) Simas JUODVIRSIS						
1	9:43:28.859	1:10.036	+0.804	25.380	18.121	26.535
2	9:44:38.304	1:09.445	+0.213	24.827	17.820	26.798
3	9:45:47.536	1:09.232		24.885	18.125	26.222
(735) Cristiano MORGADO						
1	9:43:09.887	1:11.758	+2.293	25.848	18.297	27.613
2	9:44:20.676	1:10.789	+1.324	25.582	18.044	27.163
3	9:45:31.452	1:10.776	+1.311	25.418	17.835	27.523
4	9:46:40.917	1:09.465		25.330	17.607	26.528
(629) Ferenc KANCSAR						
1	9:43:13.694	1:12.793	+3.191	26.259	18.662	27.872
2	9:44:25.805	1:12.111	+2.509	26.403	18.067	27.641
3	9:45:36.371	1:10.566	+0.964	25.394	18.363	26.809
4	9:46:45.973	1:09.602		24.924	17.984	26.694
(653) Sandro LUKOVIC						
1	9:43:11.789	1:15.880	+5.907	25.530	23.410	26.940
2	9:44:25.545	1:13.756	+3.783	25.354	18.163	30.239
3	9:45:38.186	1:12.641	+2.668	25.566	17.646	29.429
4	9:46:48.159	1:09.973		25.032	17.947	26.994
(719) Florent LAMBERT						
1	9:43:07.696	1:11.283	+0.879	25.905	18.093	27.285
2	9:44:18.719	1:11.023	+0.619	25.765	18.045	27.213
3	9:45:29.552	1:10.833	+0.429	25.584	17.943	27.306
4	9:46:39.956	1:10.404		25.495	17.927	26.982
(617) Luka KAMALI						
1	9:43:22.711	1:11.568	+1.146	25.833	18.205	27.530
2	9:44:34.208	1:11.497	+1.075	25.637	18.290	27.570
3	9:45:45.390	1:11.182	+0.760	26.169	18.307	26.706
4	9:46:55.812	1:10.422		25.440	17.947	27.035
(631) Barrie PULLINGER						
1	9:43:20.171	1:14.341	+3.915	27.049	18.654	28.638
2	9:44:32.109	1:11.938	+1.512	26.054	18.870	27.014
3	9:45:42.851	1:10.742	+0.316	25.218	18.150	27.374
4	9:46:53.277	1:10.426		25.172	18.321	26.933

Lap	Time of Day	Lap Tm	Diff	S1 Tm	S2 Tm	S3 Tm
(621) Martins STEINERTS						
1	9:43:19.191	1:14.710	+3.549	27.187	19.005	28.518
2	9:44:32.876	1:13.685	+2.524	26.731	19.356	27.598
3	9:45:44.037	1:11.161		25.288	18.338	27.535
4	9:46:55.405	1:11.368	+0.207	25.617	18.580	27.171
(661) Jordan LENNOX LAMB						
1	9:45:03.528	2:48.535	+1:36.684	2:02.269	18.623	27.643
2	9:46:15.379	1:11.851		25.649	18.309	27.893
(615) Marcel SCHIRMER						
1	9:43:30.869	1:19.001	+6.195	25.646	18.216	35.139
2	9:44:43.675	1:12.806		26.350	18.524	27.932
3	9:45:57.922	1:14.247	+1.441	25.364	21.145	27.738
(777) Lourens VAN RENSBURG						
1	9:43:24.045	1:16.052	+3.244	27.141	19.062	29.849
2	9:44:36.853	1:12.808		26.231	19.164	27.413
3	9:45:50.610	1:13.757	+0.949	25.920	19.095	28.742
(623) Marcel STEINERT						
1	9:43:25.616	1:13.478	+0.643	26.564	19.023	27.891
2	9:44:38.451	1:12.835		25.821	18.838	28.176
3	9:45:51.577	1:13.126	+0.291	26.302	18.991	27.833
(645) Chris STERKEN						
1	9:43:20.325	1:14.467	+1.516	27.417	19.010	28.040
2	9:44:34.315	1:13.990	+1.039	26.466	19.303	28.221
3	9:45:47.266	1:12.951		26.842	18.936	27.173
(611) Erwin MONTFOORT						
1	9:43:09.792	1:13.688		26.394	19.056	28.238
2	9:44:28.647	1:18.855	+5.167	26.950	20.001	31.904
(657) Manuel SCHEIBINGER						
1	9:43:26.947	1:13.867		27.087	18.957	27.823
2	9:44:43.515	1:16.568	+2.701	25.638	19.210	31.720
(765) Sebastien PARMENTIER						
1	9:43:30.659	1:14.218		26.323	18.813	29.082
2	9:44:51.616	1:20.957	+6.739	26.088	18.566	36.303
3	9:46:20.161	1:28.545	+14.327	40.967	19.501	28.077
(725) Igor MUKHIN						
1	9:43:18.467	1:15.668	+0.756	27.285	19.686	28.697
2	9:44:34.465	1:15.998	+1.086	27.252	19.909	28.837
3	9:45:49.377	1:14.912		26.918	19.338	28.656
(649) Alexander ZENKIN						
1	9:43:19.351	1:15.880	+0.183	27.427	19.894	28.559
2	9:44:35.081	1:15.730	+0.033	27.229	19.246	29.255
3	9:45:50.778	1:15.697		26.784	19.287	29.626
(641) Tom PYTTLIK						
1	9:43:21.347	1:16.220		26.596	19.671	29.953
2	9:44:40.652	1:19.305	+3.085	28.143	20.760	30.402

Timekeeping Ingrid and Meik Wagner:

Clerk of the course Nigel Edwards:

www.mylaps.com

Steward (Chairman) Ian Watson:

Chief Scrutineer Paul Klaassen:

Licensed to: Motorsport Events



Rotax Euro Challenge 2013 Laghi / Italy

Rotax DD2

Laghi / Italy 1,256 Km

Warm up Even Numbers

2013-05-25 09:50

Practice (5:00 Time) started at 9:50:00

Pos	No.	Name	Nat.	Chassis	Race Team	Laps	Best Tm	Diff	Gap In Lap	km/h
1	606	Lucas ORROCK	GBR	Kosmic	Team Orrock	4	1:08.785			3 65,735
2	652	Damien VUILLAUME	FRA	Flandria	Flandria Competition Kart	4	1:09.459	0.674	0.674	4 65,097
3	616	Antti RAMMO	EST	Tonykart	Aix Racing Team	4	1:09.471	0.686	0.012	4 65,086
4	608	Kevin LUDI	CHE	Birel	Spirit Racing	4	1:09.478	0.693	0.007	3 65,080
5	604	Patrick PEARCE	GBR	Tonykart	Tatum Racing	4	1:09.564	0.779	0.086	3 64,999
6	622	Andreas BACKMAN	SWE	Tonykart	Strawberry Racing	4	1:09.613	0.828	0.049	4 64,953
7	700	Christophe ADAMS	FRA	Formula K	Sportkarting Formula K	4	1:09.745	0.960	0.132	3 64,830
8	766	Alessandro MANETTI	ITA	Praga	Josh Hart Racing	3	1:09.835	1.050	0.090	3 64,747
9	642	Niklas OLSEN	DNK	Praga	Josh Hart Racing	4	1:10.092	1.307	0.257	4 64,510
10	746	Dennis KROES	NLD	Praga	Team Kroes	4	1:10.189	1.404	0.097	4 64,420
11	662	Antonio PICCIONI	ITA	Rigetti Ridolfi	Gold Kart Racing Team	4	1:10.298	1.513	0.109	2 64,320
12	638	Sean BABINGTON	GBR	Alonso	Dan Holland Racing	3	1:10.372	1.587	0.074	3 64,253
13	660	Maxi FLEISCHMANN	DEU	Mach 1	Mach 1	4	1:10.382	1.597	0.010	4 64,244
14	624	Anna-Lisa DREYSPRING	DEU	CRG	TAD Racing	3	1:11.147	2.362	0.765	2 63,553
15	788	Euripides HATZISTEFANIS	ESP	Formula K	FK Racing Team AB Ltd	3	1:11.377	2.592	0.230	3 63,348
16	718	Tamsin GERMAIN	GBR	Gillard	DG Racing	4	1:11.398	2.613	0.021	3 63,330
17	628	Ben COOPER	CAN	Birel	KMS Europe	4	1:11.450	2.665	0.052	3 63,283
18	626	Andrey STEPANOV	RUS	Intrepid	Intrepid Driver Program	3	1:12.567	3.782	1.117	2 62,309
19	764	Chris GROEN	NLD	Kosmic	Team Kroes	3	1:13.147	4.362	0.580	3 61,815
20	676	Luke VAN RENSBURG	ZAF	Zanardi	CRG Holland	3	1:13.429	4.644	0.282	3 61,578
21	602	Miika LAIHO	FIN	Tonykart	MPT Racing	1	1:26.647	17.862	13.218	1 52,184

Timekeeping Ingrid and Meik Wagner:

Clerk of the course Nigel Edwards:

Steward (Chairman) Ian Watson:

Chief Scrutineer Paul Klaassen:

www.mylaps.com

Licensed to: Motorsport Events

Printed: 2013-05-25 09:57:08

posted at:

h



Rotax Euro Challenge 2013 Laghi / Italy

Rotax DD2

Laghi / Italy 1,256 Km

Warm up Even Numbers

2013-05-25 09:50

Practice (5:00 Time) started at 9:50:00

Lap	Time of Day	Lap Tm	Diff	S1 Tm	S2 Tm	S3 Tm
(606) Lucas ORROCK						
1	9:52:16.845	1:09.435	+0.650	24.787	18.002	26.646
2	9:53:25.672	1:08.827	+0.042	24.685	17.768	26.374
3	9:54:34.457	1:08.785		24.563	17.758	26.464
4	9:55:43.378	1:08.921	+0.136	24.564	17.786	26.571
(652) Damien VUILLAUME						
1	9:52:21.446	1:11.438	+1.979	26.213	18.289	26.936
2	9:53:31.851	1:10.405	+0.946	25.492	18.031	26.882
3	9:54:41.876	1:10.025	+0.566	25.340	17.885	26.800
4	9:55:51.335	1:09.459		25.104	17.763	26.592
(616) Antti RAMMO						
1	9:52:34.944	1:12.006	+2.535	26.010	18.672	27.324
2	9:53:45.953	1:11.009	+1.538	25.328	18.734	26.947
3	9:54:56.356	1:10.403	+0.932	25.329	17.899	27.175
4	9:56:05.827	1:09.471		25.180	17.750	26.541
(608) Kevin LUDI						
1	9:52:28.573	1:10.868	+1.390	25.775	18.233	26.860
2	9:53:38.389	1:09.816	+0.338	25.053	18.156	26.607
3	9:54:47.867	1:09.478		25.069	17.931	26.478
4	9:55:57.490	1:09.623	+0.145	25.426	17.916	26.281
(604) Patrick PEARCE						
1	9:52:31.511	1:12.009	+2.445	25.394	18.901	27.714
2	9:53:42.023	1:10.512	+0.948	25.585	18.074	26.853
3	9:54:51.587	1:09.564		24.882	17.809	26.873
4	9:56:01.186	1:09.599	+0.035	24.885	17.803	26.911
(622) Andreas BACKMAN						
1	9:52:32.473	1:16.378	+6.765	25.703	22.547	28.128
2	9:53:43.522	1:11.049	+1.436	25.599	18.370	27.080
3	9:54:55.770	1:12.248	+2.635	25.101	17.776	29.371
4	9:56:05.383	1:09.613		24.803	17.867	26.943
(700) Christophe ADAMS						
1	9:52:31.097	1:13.819	+4.074	26.206	20.027	27.586
2	9:53:42.458	1:11.361	+1.616	25.749	18.762	26.850
3	9:54:52.203	1:09.745		25.126	17.932	26.687
4	9:56:02.162	1:09.959	+0.214	25.243	17.798	26.918
(766) Alessandro MANETTI						
1	9:53:10.036	1:16.406	+6.571	25.481	22.871	28.054
2	9:54:20.427	1:10.391	+0.556	25.372	18.353	26.666
3	9:55:30.262	1:09.835		25.146	17.788	26.901
(642) Niklas OLSEN						
1	9:52:26.636	1:11.644	+1.552	26.181	18.642	26.821
2	9:53:37.813	1:11.177	+1.085	25.685	18.334	27.158
3	9:54:48.817	1:11.004	+0.912	25.974	18.269	26.761
4	9:55:58.909	1:10.092		25.072	18.243	26.777
(746) Dennis KROES						
1	9:52:30.026	1:11.954	+1.765	26.026	19.106	26.822
2	9:53:41.262	1:11.236	+1.047	25.575	18.559	27.102
3	9:54:52.059	1:10.797	+0.608	25.771	18.010	27.016
4	9:56:02.248	1:10.189		24.944	18.171	27.074
(662) Antonio PICCIONI						
1	9:52:22.882	1:11.858	+1.560	25.609	19.537	26.712
2	9:53:33.180	1:10.298		25.395	17.928	26.975
3	9:54:44.186	1:11.006	+0.708	25.360	18.130	27.516
4	9:55:58.816	1:14.630	+4.332	25.503	18.125	31.002

Lap	Time of Day	Lap Tm	Diff	S1 Tm	S2 Tm	S3 Tm
(638) Sean BABINGTON						
1	9:52:41.488	1:12.833	+2.461	26.243	18.884	27.706
2	9:53:52.292	1:10.804	+0.432	25.594	18.220	26.990
3	9:55:02.664	1:10.372		25.221	18.096	27.055
(660) Maxi FLEISCHMANN						
1	9:52:24.687	1:12.055	+1.673	26.263	18.906	26.886
2	9:53:35.760	1:11.073	+0.691	25.333	18.617	27.123
3	9:54:47.051	1:11.291	+0.909	25.688	18.472	27.131
4	9:55:57.433	1:10.382		25.269	18.005	27.108
(624) Anna-Lisa DREYSPRING						
1	9:52:34.086	1:14.960	+3.813	26.065	19.233	29.662
2	9:53:45.233	1:11.147		25.646	18.111	27.390
3	9:55:01.531	1:16.298	+5.151	29.836	18.747	27.715
(788) Euripides HATZISTEFANIS						
1	9:52:48.060	1:12.907	+1.530	26.912	18.693	27.302
2	9:54:01.034	1:12.974	+1.597	26.541	18.505	27.928
3	9:55:12.411	1:11.377		26.208	17.992	27.177
(718) Tamsin GERMAIN						
1	9:52:33.144	1:12.344	+0.946	25.942	18.532	27.870
2	9:53:45.087	1:11.943	+0.545	25.650	18.744	27.549
3	9:54:56.485	1:11.398		25.609	18.320	27.469
4	9:56:16.055	1:19.570	+8.172	26.035	17.928	35.607
(628) Ben COOPER						
1	9:52:30.710	1:12.872	+1.422	26.281	19.115	27.476
2	9:53:47.819	1:17.109	+5.659	25.957	18.317	32.835
3	9:54:59.269	1:11.450		25.388	18.501	27.561
4	9:56:11.683	1:12.414	+0.964	25.301	18.592	28.521
(626) Andrey STEPANOV						
1	9:52:32.018	1:15.872	+3.305	27.497	19.706	28.669
2	9:53:44.585	1:12.567		26.231	18.932	27.404
3	9:55:05.369	1:20.784	+8.217	25.869	27.050	27.865
(764) Chris GROEN						
1	9:52:41.200	1:14.527	+1.380	26.275	20.161	28.091
2	9:53:56.365	1:15.165	+2.018	27.373	19.736	28.056
3	9:55:09.512	1:13.147		26.168	19.218	27.761
(676) Luke VAN RENSBURG						
1	9:52:40.430	1:16.045	+2.616	26.724	19.744	29.577
2	9:53:55.142	1:14.712	+1.283	27.406	19.455	27.851
3	9:55:08.571	1:13.429		26.500	18.947	27.982
(602) Miika LAIHO						
1	9:52:46.005	1:26.647		28.709	24.459	33.479

Timekeeping Ingrid and Meik Wagner:

Clerk of the course Nigel Edwards:

www.mylaps.com

Steward (Chairman) Ian Watson:

Chief Scrutineer Paul Klaassen:

Licensed to: Motorsport Events

Printed: 2013-05-25 09:57:54

posted at:

h



Rotax Euro Challenge 2013 Laghi / Italy

Rotax DD2

Laghi / Italy 1,256 Km

RACE 5 Qualifying Heat 1 A-B

2013-05-25 11:30

Race (10 Laps) started at 11:33:07

Pos	No.	Name	Nat.	Chassis	Race Team	Laps	Total Tm	Diff	Best Tm	In Lap	km/h	Points
1	663	Simas JUODVIRISIS	LTU	Energy	Energy Racing LT	10	11:27.154		1:07.877	9	66,615	0
2	603	Xen DE RUWE	BEL	Formula K	FK Racing Team AB Ltd	10	11:30.733	3.579	1:08.360	8	66,144	2
3	637	Alexandre FINKELSTEIN	FRA	Tonykart	MD Competition	10	11:38.601	11.447	1:08.753	10	65,766	3
4	735	Cristiano MORGADO	ZAF	Praga	Josh Hart Racing	10	11:40.338	13.184	1:09.248	8	65,296	4
5	608	Kevin LUDI	CHE	Birel	Spirit Racing	10	11:44.083	16.929	1:09.011	9	65,520	5
6	602	Miika LAIHO	FIN	Tonykart	MPT Racing	10	11:46.058	18.904	1:09.494	6	65,065	6
7	604	Patrick PEARCE	GBR	Tonykart	Tatum Racing	10	11:46.868	19.714	1:09.318	9	65,230	7
8	652	Damien VUILLAUME	FRA	Flandria	Flandria Competition Kart	10	11:47.899	20.745	1:09.467	9	65,090	8
9	621	Martins STEINERTS	LVA	MS Kart	MS Kart Racing Team	10	11:48.459	21.305	1:09.485	7	65,073	9
10	622	Andreas BACKMAN	SWE	Tonykart	Strawberry Racing	10	11:49.360	22.206	1:09.382	8	65,170	10
11	766	Alessandro MANETTI	ITA	Praga	Josh Hart Racing	10	11:51.221	24.067	1:09.340	10	65,209	11
12	700	Christophe ADAMS	FRA	Formula K	Sportkarting Formula K	10	11:53.918	26.764	1:09.585	7	64,980	12
13	624	Anna-Lisa DREYSPRING	DEU	CRG	TAD Racing	10	11:54.779	27.625	1:09.647	7	64,922	13
14	617	Luka KAMALI	DEU	CRG	TAD Racing	10	11:54.879	27.725	1:09.657	7	64,912	14
15	616	Antti RAMMO	EST	Tonykart	Aix Racing Team	10	11:55.123	27.969	1:09.291	7	65,255	15
16	611	Erwin MONTFOORT	NLD	Gillard	Montfoort Motorsport	10	11:59.217	32.063	1:10.129	7	64,475	16
17	645	Chris STERKEN	NLD	CRG	CRG Holland	10	11:59.699	32.545	1:09.935	6	64,654	17
18	725	Igor MUKHIN	RUS	Intrepid	Intrepid Driver Program	10	12:00.961	33.807	1:09.642	7	64,926	18
19	764	Chris GROEN	NLD	Kosmic	Team Kroes	10	12:10.025	42.871	1:11.035	6	63,653	19
20	657	Manuel SCHEIBINGER	DEU	Tonykart	KSW Racing	10	12:23.280	56.126	1:10.543	6	64,097	20
21	765	Sebastien PARMENTIER	FRA	Kosmic	Sonic Racing Kart	9	11:56.325	1 Lap	1:12.781	2	62,126	21
22	623	Marcel STEINERT	DEU	Tonykart	KSW Racing	2	2:36.551	8 Laps	1:16.951	1	58,759	22

Announcements

These results are provisional until the conclusion of any judicial and technical matters

Started: 22 Classified: 22 Not classified: 0

Margin of Victory	Ø km/h	Best Lap Tm	km/h	Best Lap by
3.579	65,802	1:07.877	66,615	663 - Simas JUODVIRISIS

Official Timing www.camp-company.de / www.motorsport-events.se

Orbits

Timekeeping Ingrid and Meik Wagner:

Clerk of the course Nigel Edwards:

www.mylaps.com

Steward (Chairman) Ian Watson:

Chief Scrutineer Paul Klaassen:

Licensed to: Motorsport Events

Printed: 2013-05-25 11:47:33

posted at:

h



Rotax Euro Challenge 2013 Laghi / Italy

Rotax DD2

Laghi / Italy 1,256 Km

RACE 5 Qualifying Heat 1 A-B

2013-05-25 11:30

Race (10 Laps) started at 11:33:07

Lap	Time of Day	Lap Tm	Diff	S1 Tm	S2 Tm	S3 Tm	Lap	Time of Day	Lap Tm	Diff	S1 Tm	S2 Tm	S3 Tm
(663) Simas JUODVIRŠIS													
1	11:34:19.330	1:10.900	+3.023	26.527	17.649	26.724	5	11:39:03.686	1:09.938	+0.444	25.353	18.065	26.520
2	11:35:28.412	1:09.082	+1.205	25.082	17.777	26.223	6	11:40:13.180	1:09.494		25.094	18.074	26.326
3	11:36:37.153	1:08.741	+0.864	24.990	17.810	25.941	7	11:41:23.428	1:10.248	+0.754	25.454	18.225	26.569
4	11:37:45.309	1:08.156	+0.279	24.541	17.585	26.030	8	11:42:34.060	1:10.632	+1.138	25.532	18.323	26.777
5	11:38:54.256	1:08.947	+1.070	24.700	17.496	26.751	9	11:43:43.782	1:09.722	+0.228	25.290	18.091	26.341
6	11:40:02.238	1:07.982	+0.105	24.312	17.599	26.071	10	11:44:53.971	1:10.189	+0.695	25.400	18.145	26.644
7	11:41:10.842	1:08.604	+0.727	24.797	17.590	26.217	(604) Patrick PEARCE						
8	11:42:18.963	1:08.121	+0.244	24.846	17.480	25.795	1	11:34:23.220	1:14.197	+4.879	27.545	18.759	27.893
9	11:43:26.840	1:07.877		24.412	17.367	26.098	2	11:35:34.473	1:11.253	+1.935	25.864	18.441	26.948
10	11:44:35.067	1:08.227	+0.350	24.717	17.556	25.954	3	11:36:45.133	1:10.660	+1.342	25.249	17.951	27.460
(603) Xen DE RUWE													
1	11:34:17.821	1:09.908	+1.548	25.554	17.543	26.811	4	11:37:55.387	1:10.254	+0.936	24.918	18.248	27.088
2	11:35:27.182	1:09.361	+1.001	25.056	17.632	26.673	5	11:39:05.244	1:09.857	+0.539	24.976	18.048	26.833
3	11:36:36.015	1:08.833	+0.473	25.140	17.416	26.277	6	11:40:15.328	1:10.084	+0.766	24.977	17.893	27.214
4	11:37:44.829	1:08.814	+0.454	24.818	17.593	26.403	7	11:41:26.548	1:11.220	+1.902	26.047	18.068	27.105
5	11:38:54.703	1:09.874	+1.514	24.876	17.540	27.458	8	11:42:36.052	1:09.504	+0.186	24.818	17.738	26.948
6	11:40:04.015	1:09.312	+0.952	24.856	17.744	26.712	9	11:43:45.370	1:09.318		24.914	17.716	26.688
7	11:41:12.893	1:08.878	+0.518	24.607	17.654	26.617	10	11:44:54.781	1:09.411	+0.093	25.107	17.675	26.629
8	11:42:21.253	1:08.360		24.477	17.432	26.451	(652) Damien VUILLAUME						
9	11:43:30.217	1:08.964	+0.604	25.168	17.593	26.203	1	11:34:23.312	1:14.215	+4.748	28.031	18.716	27.468
10	11:44:38.646	1:08.429	+0.069	24.473	17.620	26.336	2	11:35:35.249	1:11.937	+2.470	25.816	18.859	27.262
(637) Alexandre FINKELSTEIN													
1	11:34:18.971	1:10.590	+1.837	25.806	18.035	26.749	3	11:36:45.263	1:10.014	+0.547	25.220	17.944	26.850
2	11:35:29.475	1:10.504	+1.751	25.906	17.906	26.692	4	11:37:55.928	1:10.665	+1.198	25.421	17.925	27.319
3	11:36:39.802	1:10.327	+1.574	26.019	17.838	26.470	5	11:39:05.605	1:09.677	+0.210	25.208	17.814	26.655
4	11:37:49.663	1:09.861	+1.108	25.675	17.738	26.448	6	11:40:15.307	1:09.702	+0.235	25.200	17.716	26.786
5	11:38:59.733	1:10.070	+1.317	25.879	17.722	26.469	7	11:41:25.725	1:10.418	+0.951	25.904	17.836	26.678
6	11:40:09.535	1:09.802	+1.049	25.928	17.614	26.260	8	11:42:35.212	1:09.487	+0.020	25.043	17.852	26.592
7	11:41:18.928	1:09.393	+0.640	25.424	17.581	26.388	9	11:43:44.679	1:09.467		25.055	17.836	26.576
8	11:42:28.306	1:09.378	+0.625	25.581	17.543	26.254	10	11:44:55.812	1:11.133	+1.666	26.210	18.047	26.876
9	11:43:37.761	1:09.455	+0.702	25.517	17.745	26.193	(621) Martins STEINERTS						
10	11:44:46.514	1:08.753		25.225	17.456	26.072	1	11:34:25.035	1:15.885	+6.400	29.806	18.652	27.427
(735) Cristiano MORGADO													
1	11:34:21.126	1:12.285	+3.037	27.309	18.418	26.558	2	11:35:36.124	1:11.089	+1.604	25.505	18.333	27.251
2	11:35:30.875	1:09.749	+0.501	25.569	17.707	26.473	3	11:36:46.595	1:10.471	+0.986	26.146	17.826	26.499
3	11:36:41.036	1:10.161	+0.913	25.618	17.770	26.773	4	11:37:58.122	1:11.527	+2.042	25.478	19.031	27.018
4	11:37:50.738	1:09.702	+0.454	25.376	17.552	26.774	5	11:39:08.332	1:10.210	+0.725	25.227	17.978	27.005
5	11:39:00.333	1:09.595	+0.347	25.536	17.530	26.529	6	11:40:17.961	1:09.629	+0.144	25.052	17.959	26.618
6	11:40:10.398	1:10.065	+0.817	25.694	17.584	26.787	7	11:41:27.446	1:09.485		25.276	17.865	26.344
7	11:41:19.672	1:09.274	+0.026	25.013	17.603	26.658	8	11:42:36.941	1:09.495	+0.010	25.165	17.779	26.551
8	11:42:28.920	1:09.248		25.286	17.568	26.394	9	11:43:46.653	1:09.712	+0.227	25.192	18.018	26.502
9	11:43:38.306	1:09.386	+0.138	25.348	17.546	26.492	10	11:44:56.372	1:09.719	+0.234	25.079	17.918	26.722
10	11:44:48.251	1:09.945	+0.697	25.428	17.560	26.957	(622) Andreas BACKMAN						
(608) Kevin LUDI													
1	11:34:22.807	1:14.281	+5.270	27.010	19.545	27.726	1	11:34:21.472	1:13.177	+3.795	27.171	18.792	27.214
2	11:35:33.585	1:10.778	+1.767	25.731	18.377	26.670	2	11:35:32.121	1:10.649	+1.267	26.184	17.980	26.485
3	11:36:43.064	1:09.479	+0.468	25.051	18.112	26.316	3	11:36:44.129	1:12.008	+2.626	25.717	18.315	27.976
4	11:37:54.602	1:11.538	+2.527	25.031	19.543	26.964	4	11:37:56.343	1:12.214	+2.832	25.465	18.834	27.915
5	11:39:04.683	1:10.081	+1.070	25.310	18.422	26.349	5	11:39:06.794	1:10.451	+1.069	25.349	18.146	26.956
6	11:40:14.185	1:09.502	+0.491	24.892	18.199	26.411	6	11:40:16.634	1:09.840	+0.458	25.376	17.847	26.617
7	11:41:23.689	1:09.504	+0.493	24.815	17.981	26.708	7	11:41:26.886	1:10.252	+0.870	25.081	18.267	26.904
8	11:42:33.141	1:09.452	+0.441	25.082	17.905	26.465	8	11:42:36.268	1:09.382		25.047	17.726	26.609
9	11:43:42.152	1:09.011		24.839	17.867	26.305	9	11:43:47.081	1:10.813	+1.431	25.360	17.714	27.739
10	11:44:51.996	1:09.844	+0.833	25.277	17.916	26.651	10	11:44:57.273	1:10.192	+0.810	25.018	18.234	26.940
(602) Miika LAIHO													
1	11:34:21.317	1:12.915	+3.421	27.070	18.389	27.456	(766) Alessandro MANETTI						
2	11:35:32.403	1:11.086	+1.592	25.517	18.383	27.186	1	11:34:22.739	1:14.058	+4.718	27.394	18.895	27.769
3	11:36:43.665	1:11.262	+1.768	25.516	18.137	27.609	2	11:35:35.464	1:12.725	+3.385	25.948	19.121	27.656
4	11:37:53.748	1:10.083	+0.589	25.174	18.386	26.523	3	11:36:45.871	1:10.407	+1.067	25.446	18.078	26.883
(604) Patrick PEARCE													
1	11:34:23.220	1:14.197	+4.879	27.545	18.759	27.893	4	11:37:56.421	1:10.550	+1.210	25.180	18.098	27.272
2	11:35:34.473	1:11.253	+1.935	25.864	18.441	26.948	5	11:39:07.615	1:11.194	+1.854	25.720	18.622	26.852
3	11:36:45.133	1:10.660	+1.342	25.249	17.951	27.460	6	11:40:18.125	1:10.510	+1.170	24.842	18.351	27.317
4	11:37:55.387	1:10.254	+0.936	24.918	18.248	27.088	7	11:41:28.351	1:10.226	+0.886	25.868	18.032	26.326
5	11:39:05.244	1:09.857	+0.539	24.976	18.048	26.833	8	11:42:39.634	1:11.283	+1.943	25.124	19.639	26.520
6	11:40:15.328	1:10.084	+0.766	24.977	17.893	27.214	9	11:43:49.794	1:10.160	+0.820	25.267	18.289	26.604
7	11:41:26.548	1:11.220	+1.902	26.047	18.068	27.105	10	11:44:59.134	1:09.340		24.909	17.876	26.555
8	11:42:36.052	1:09.504	+0.186	24.818	17.738	26.948							
9	11:43:45.370	1:09.318		24.914	17.716	26.688							
10	11:44:54.781	1:09.411	+0.093	25.107	17.675	26.629							



Rotax Euro Challenge 2013 Laghi / Italy

Rotax DD2

Laghi / Italy 1,256 Km

RACE 5 Qualifying Heat 1 A-B

2013-05-25 11:30

Race (10 Laps) started at 11:33:07

Lap	Time of Day	Lap Tm	Diff	S1 Tm	S2 Tm	S3 Tm	Lap	Time of Day	Lap Tm	Diff	S1 Tm	S2 Tm	S3 Tm							
(700) Christophe ADAMS																				
1	11:34:26.364	1:15.533	+5.948	28.663	19.091	27.779	5	11:39:14.445	1:14.039	+4.104	25.770	18.135	30.134							
2	11:35:37.154	1:10.790	+1.205	25.759	18.102	26.929	6	11:40:24.380	1:09.935		25.357	17.860	26.718							
3	11:36:49.064	1:11.910	+2.325	25.660	19.133	27.117	7	11:41:34.558	1:10.178	+0.243	25.513	17.995	26.670							
4	11:37:59.819	1:10.755	+1.170	25.867	18.255	26.633	8	11:42:46.973	1:12.415	+2.480	26.094	17.817	28.504							
5	11:39:10.711	1:10.892	+1.307	25.561	18.230	27.101	9	11:43:57.261	1:10.288	+0.353	25.371	17.841	27.076							
6	11:40:21.503	1:10.792	+1.207	25.640	18.449	26.703	10	11:45:07.612	1:10.351	+0.416	25.557	18.001	26.793							
7	11:41:31.088	1:09.585		25.130	17.859	26.596	(725) Igor MUKHIN													
8	11:42:41.922	1:10.834	+1.249	25.195	19.011	26.628	1	11:34:29.928	1:20.655	+11.013	34.091	18.818	27.746							
9	11:43:51.651	1:09.729	+0.144	24.929	18.153	26.647	2	11:35:41.759	1:11.831	+2.189	25.936	18.427	27.468							
10	11:45:01.831	1:10.180	+0.595	25.124	18.378	26.678	3	11:36:53.461	1:11.702	+2.060	26.123	18.347	27.232							
(624) Anna-Lisa DREYSPRING																				
1	11:34:24.103	1:15.119	+5.472	28.266	19.252	27.601	4	11:38:04.698	1:11.237	+1.595	25.741	18.400	27.096							
2	11:35:35.630	1:11.527	+1.880	25.617	18.650	27.260	5	11:39:15.890	1:11.192	+1.550	25.717	18.303	27.172							
3	11:36:48.992	1:13.362	+3.715	26.641	18.704	28.017	6	11:40:26.737	1:10.847	+1.205	25.521	18.422	26.904							
4	11:38:00.498	1:11.506	+1.859	25.622	18.171	27.713	7	11:41:36.379	1:09.642		24.914	18.038	26.690							
5	11:39:11.215	1:10.717	+1.070	25.697	18.334	26.686	8	11:42:48.217	1:11.838	+2.196	26.215	18.533	27.090							
6	11:40:22.563	1:11.348	+1.701	25.797	18.502	27.049	9	11:43:58.467	1:10.250	+0.608	24.909	18.258	27.083							
7	11:41:32.210	1:09.647		25.099	17.909	26.639	10	11:45:08.874	1:10.407	+0.765	25.237	18.126	27.044							
8	11:42:42.563	1:10.353	+0.706	25.377	18.043	26.933	(764) Chris GROEN													
9	11:43:52.524	1:09.961	+0.314	25.161	17.986	26.814	1	11:34:27.652	1:17.742	+6.707	29.481	19.384	28.877							
10	11:45:02.692	1:10.168	+0.521	25.212	17.781	27.175	2	11:35:41.026	1:13.374	+2.339	26.620	19.172	27.582							
(617) Luka KAMALI																				
1	11:34:23.537	1:14.673	+5.016	27.451	19.456	27.766	3	11:36:54.450	1:13.424	+2.389	26.525	19.172	27.727							
2	11:35:36.314	1:12.777	+3.120	25.859	19.038	27.880	4	11:38:07.357	1:12.907	+1.872	26.225	18.819	27.863							
3	11:36:47.100	1:10.786	+1.129	26.170	17.957	26.659	5	11:39:20.239	1:12.882	+1.847	26.789	18.689	27.404							
4	11:37:57.406	1:10.306	+0.649	25.200	18.354	26.752	6	11:40:31.274	1:11.035		25.671	18.603	26.761							
5	11:39:10.952	1:13.546	+3.889	25.048	18.193	30.305	7	11:41:43.445	1:12.171	+1.136	26.038	18.625	27.508							
6	11:40:21.914	1:10.962	+1.305	25.638	18.778	26.546	8	11:42:54.519	1:11.074	+0.039	25.827	18.356	26.891							
7	11:41:31.571	1:09.657		25.057	18.161	26.439	9	11:44:05.875	1:11.356	+0.321	26.274	18.172	26.910							
8	11:42:42.260	1:10.689	+1.032	25.048	18.605	27.036	10	11:45:17.938	1:12.063	+1.028	26.276	18.400	27.387							
9	11:43:52.164	1:09.904	+0.247	25.242	17.814	26.848	(657) Manuel SCHEIBINGER													
10	11:45:02.792	1:10.628	+0.971	25.187	18.270	27.171	1	11:34:28.980	1:19.385	+8.842	33.005	18.917	27.463							
(616) Antti RAMMO																				
1	11:34:25.953	1:16.603	+7.312	27.934	19.250	29.419	2	11:35:41.911	1:12.931	+2.388	26.019	19.713	27.199							
2	11:35:36.447	1:10.494	+1.203	25.662	17.945	26.887	3	11:36:54.602	1:12.691	+2.148	26.150	19.065	27.476							
3	11:36:48.370	1:11.923	+2.632	26.169	18.684	27.070	4	11:38:14.655	1:20.053	+9.510	34.708	18.552	26.793							
4	11:37:59.130	1:10.760	+1.469	26.009	17.831	26.920	5	11:39:25.430	1:10.775	+0.232	25.729	17.973	27.073							
5	11:39:09.739	1:10.609	+1.318	26.178	17.997	26.434	6	11:40:35.973	1:10.543		25.831	18.121	26.591							
6	11:40:23.471	1:13.732	+4.441	29.592	17.641	26.499	7	11:41:55.574	1:19.601	+9.058	25.893	26.207	27.501							
7	11:41:32.762	1:09.291		24.993	17.730	26.568	8	11:43:06.954	1:11.380	+0.837	25.976	18.172	27.232							
8	11:42:42.847	1:10.085	+0.794	25.393	17.837	26.855	9	11:44:18.696	1:11.742	+1.199	25.960	18.617	27.165							
9	11:43:52.734	1:09.887	+0.596	25.361	17.869	26.657	10	11:45:31.193	1:12.497	+1.954	26.180	18.751	27.566							
10	11:45:03.036	1:10.302	+1.011	25.468	17.866	26.968	(765) Sebastien PARENTIER													
(611) Erwin MONTFOORT																				
1	11:34:27.179	1:17.804	+7.675	32.176	18.194	27.434	1	11:34:44.563	1:34.011	+21.230	29.202	36.558	28.251							
2	11:35:38.131	1:10.952	+0.823	25.880	18.138	26.934	2	11:35:57.344	1:12.781		25.905	18.742	28.134							
3	11:36:48.889	1:10.758	+0.629	25.427	18.209	27.122	3	11:37:30.654	1:33.310	+20.529	25.886	38.755	28.669							
4	11:37:59.289	1:10.400	+0.271	25.543	18.100	26.757	4	11:38:44.582	1:13.928	+1.147	26.443	19.085	28.400							
5	11:39:09.913	1:10.624	+0.495	25.974	17.729	26.921	5	11:39:57.617	1:13.035	+0.254	26.288	18.650	28.097							
6	11:40:20.484	1:10.571	+0.442	25.437	17.927	27.039	6	11:41:12.831	1:15.214	+2.433	26.139	18.507	30.568							
7	11:41:30.613	1:10.129		25.298	17.856	26.975	7	11:42:26.830	1:13.999	+1.218	26.531	18.831	28.637							
8	11:42:43.864	1:13.251	+3.122	25.248	17.757	30.246	8	11:43:43.074	1:16.244	+3.463	28.201	18.720	29.323							
9	11:43:56.899	1:13.035	+2.906	25.409	17.975	29.651	9	11:45:04.238	1:21.164	+8.383	28.347	20.226	32.591							
10	11:45:07.130	1:10.231	+0.102	25.262	17.984	26.985	(623) Marcel STEINERT													
(645) Chris STERKEN																				
1	11:34:27.483	1:18.225	+8.290	32.523	18.659	27.043	1	11:34:26.471	1:16.951		29.042	19.296	28.613							
2	11:35:39.290	1:11.807	+1.872	26.680	18.473	26.654	2	11:35:44.464	1:17.993	+1.042	27.055	21.392	29.546							
3	11:36:49.732	1:10.442	+0.507	25.480	17.878	27.084														
4	11:38:00.406	1:10.674	+0.739	25.655	18.150	26.869														

Timekeeping Ingrid and Meik Wagner:

Clerk of the course Nigel Edwards:

www.mylaps.com

Steward (Chairman) Ian Watson:

Chief Scrutineer Paul Klaassen:

Licensed to: Motorsport Events

Printed: 2013-05-25 11:48:17

posted at:

h



Rotax Euro Challenge 2013 Laghi / Italy

Rotax DD2

Laghi / Italy 1,256 Km

RACE 6 Qualifying Heat 2 C-D

2013-05-25 11:50

Race (10 Laps) started at 11:52:45

Pos	No.	Name	Nat.	Chassis	Race Team	Laps	Total Tm	Diff	Best Tm	In Lap	km/h	Points
1	628	Ben COOPER	CAN	Birel	KMS Europe	10	11:26.910		1:08.158	7	66,340	0
2	638	Sean BABINGTON	GBR	Alonso	Dan Holland Racing	10	11:32.961	6.051	1:08.558	9	65,953	2
3	606	Lucas ORROCK	GBR	Kosmic	Team Orrock	10	11:33.635	6.725	1:08.177	9	66,321	3
4	629	Ferenc KANCSAR	HUN	Birel	KMS Europe	10	11:35.094	8.184	1:08.631	8	65,883	4
5	662	Antonio PICCIONI	ITA	Rigetti Ridolfi	Gold Kart Racing Team	10	11:42.097	15.187	1:08.890	9	65,635	5
6	601	Mathias DETIGE	BEL	MS Kart	Bouvin Power	10	11:44.209	17.299	1:09.094	9	65,441	6
7	661	Jordan LENNOX LAMB	GBR	CRG	CRG Spa	10	11:48.643	21.733	1:09.432	6	65,123	7
8	615	Marcel SCHIRMER	DEU	CRG	Kartsport Klimm	10	11:51.288	24.378	1:09.318	7	65,230	8
9	643	Pascal MARSCHALL	DEU	CRG	TAD Racing	10	11:53.793	26.883	1:08.863	10	65,661	9
10	642	Niklas OLSEN	DNK	Praga	Josh Hart Racing	10	11:55.113	28.203	1:10.334	8	64,288	10
11	631	Barrie PULLINGER	GBR	Alonso	Dan Holland Racing	10	11:55.955	29.045	1:09.679	7	64,892	11
12	660	Maxi FLEISCHMANN	DEU	Mach 1	Mach 1	10	11:56.062	29.152	1:09.517	8	65,043	12
13	653	Sandro LUKOVIC	AUT	Intrepid	Intrepid Driver Program	10	11:56.974	30.064	1:09.505	9	65,054	13
14	746	Dennis KROES	NLD	Praga	Team Kroes	10	11:58.194	31.284	1:09.156	9	65,383	14
15	649	Alexander ZENKIN	RUS	Intrepid	Intrepid Driver Program	10	12:00.546	33.636	1:10.122	9	64,482	15
16	626	Andrey STEPANOV	RUS	Intrepid	Intrepid Driver Program	10	12:05.178	38.268	1:10.982	6	63,701	16
17	641	Tom PYTTLIK	GBR	Alonso	Tom Pyttlik	10	12:08.322	41.412	1:10.769	6	63,892	17
18	719	Florent LAMBERT	GBR	Tonykart	Tatum Racing	10	12:10.021	43.111	1:10.061	9	64,538	18
19	718	Tamsin GERMAIN	GBR	Gillard	DG Racing	10	12:18.558	51.648	1:11.241	8	63,469	19
20	777	Lourens VAN RENSBURG	ZAF	Zanardi	CRG Holland	10	12:28.056	1:01.146	1:11.430	8	63,301	20
21	676	Luke VAN RENSBURG	ZAF	Zanardi	CRG Holland	9	11:46.094	1 Lap	1:12.907	7	62,019	21
22	788	Euripides HATZISTEFANIS	ESP	Formula K	FK Racing Team AB Ltd	9	12:13.256	1 Lap	1:10.683	8	63,970	22

Announcements

These results are provisional until the conclusion of any judicial and technical matters

Started: 22 Classified: 22 Not classified: 0

Margin of Victory	Ø km/h	Best Lap Tm	km/h	Best Lap by
6.051	65,825	1:08.158	66,340	628 - Ben COOPER

Official Timing www.camp-company.de / www.motorsport-events.se

Orbits

Timekeeping Ingrid and Meik Wagner:

Clerk of the course Nigel Edwards:

www.mylaps.com

Steward (Chairman) Ian Watson:

Chief Scrutineer Paul Klaassen:

Licensed to: Motorsport Events

Printed: 2013-05-25 12:06:14

posted at:

h



Rotax Euro Challenge 2013 Laghi / Italy

Rotax DD2


Laghi / Italy 1,256 Km

RACE 6 Qualifying Heat 2 C-D

2013-05-25 11:50

Race (10 Laps) started at 11:52:45

Lap	Time of Day	Lap Tm	Diff	S1 Tm	S2 Tm	S3 Tm	Lap	Time of Day	Lap Tm	Diff	S1 Tm	S2 Tm	S3 Tm
(628) Ben COOPER							5	11:58:42.511	1:10.085	+0.991	25.476	18.082	26.527
1	11:53:55.726	1:09.547	+1.389	25.610	17.716	26.221	6	11:59:52.158	1:09.647	+0.553	25.183	17.830	26.634
2	11:55:04.894	1:09.168	+1.010	24.988	17.787	26.393	7	12:01:01.614	1:09.456	+0.362	25.063	17.860	26.533
3	11:56:14.149	1:09.255	+1.097	24.952	17.832	26.471	8	12:02:10.946	1:09.332	+0.238	25.114	17.833	26.385
4	11:57:22.890	1:08.741	+0.583	24.864	17.725	26.152	9	12:03:20.040	1:09.094		24.987	17.848	26.259
5	11:58:31.436	1:08.546	+0.388	24.789	17.618	26.139	10	12:04:29.883	1:09.843	+0.749	25.153	17.913	26.777
6	11:59:39.728	1:08.292	+0.134	24.623	17.673	25.996	(661) Jordan LENNOX LAMB						
7	12:00:47.886	1:08.158		24.635	17.679	25.844	1	11:53:59.448	1:13.169	+3.737	26.653	19.012	27.504
8	12:01:56.146	1:08.260	+0.102	24.519	17.692	26.049	2	11:55:14.549	1:15.101	+5.669	27.870	19.775	27.456
9	12:03:04.369	1:08.223	+0.065	24.637	17.695	25.891	3	11:56:24.863	1:10.314	+0.882	25.469	17.921	26.924
10	12:04:12.584	1:08.215	+0.057	24.521	17.733	25.961	4	11:57:34.970	1:10.107	+0.675	25.722	17.762	26.623
(638) Sean BABINGTON							5	11:58:44.698	1:09.728	+0.296	25.288	17.893	26.547
1	11:53:56.308	1:10.634	+2.076	26.108	17.940	26.586	6	11:59:54.130	1:09.432		24.928	17.718	26.786
2	11:55:06.314	1:10.006	+1.448	25.202	18.031	26.773	7	12:01:03.830	1:09.700	+0.268	25.165	17.909	26.626
3	11:56:16.016	1:09.702	+1.144	25.259	18.069	26.374	8	12:02:13.342	1:09.512	+0.080	25.414	17.681	26.417
4	11:57:25.311	1:09.295	+0.737	25.070	17.693	26.532	9	12:03:24.765	1:11.423	+1.991	25.155	17.747	28.521
5	11:58:34.141	1:08.830	+0.272	24.813	17.718	26.299	10	12:04:34.317	1:09.552	+0.120	25.003	17.747	26.802
6	11:59:42.722	1:08.581	+0.023	24.957	17.595	26.029	(615) Marcel SCHIRMER						
7	12:00:51.893	1:09.171	+0.613	25.094	17.579	26.498	1	11:54:01.704	1:14.739	+5.421	27.120	18.944	28.675
8	12:02:01.010	1:09.117	+0.559	25.255	17.637	26.225	2	11:55:15.062	1:13.358	+4.040	26.291	19.289	27.778
9	12:03:09.568	1:08.558		24.809	17.487	26.262	3	11:56:26.977	1:11.915	+2.597	26.051	18.677	27.187
10	12:04:18.635	1:09.067	+0.509	24.972	17.603	26.492	4	11:57:37.512	1:10.535	+1.217	25.229	17.994	27.312
(606) Lucas ORROCK							5	11:58:47.907	1:10.395	+1.077	25.515	18.131	26.749
1	11:53:59.626	1:13.308	+5.131	26.919	18.892	27.497	6	11:59:57.947	1:10.040	+0.722	25.971	17.558	26.511
2	11:55:09.731	1:10.105	+1.928	25.847	17.849	26.409	7	12:01:07.265	1:09.318		24.979	17.798	26.541
3	11:56:18.648	1:08.917	+0.740	24.619	17.980	26.318	8	12:02:17.500	1:10.235	+0.917	25.303	18.003	26.929
4	11:57:27.694	1:09.046	+0.869	24.637	18.016	26.393	9	12:03:26.988	1:09.488	+0.170	24.955	17.783	26.750
5	11:58:36.715	1:09.021	+0.844	24.473	18.180	26.368	10	12:04:36.962	1:09.974	+0.656	25.061	18.156	26.757
6	11:59:45.537	1:08.822	+0.645	24.550	17.731	26.541	(643) Pascal MARSCHALL						
7	12:00:53.872	1:08.335	+0.158	24.389	17.759	26.187	1	11:54:00.052	1:13.149	+4.286	26.784	18.588	27.777
8	12:02:02.764	1:08.892	+0.715	24.473	17.794	26.625	2	11:55:14.651	1:14.599	+5.736	27.053	19.954	27.592
9	12:03:10.941	1:08.177		24.585	17.575	26.017	3	11:56:27.493	1:12.842	+3.979	26.133	18.282	28.427
10	12:04:19.309	1:08.368	+0.191	24.433	17.548	26.387	4	11:57:37.185	1:09.692	+0.829	25.118	17.713	26.861
(629) Ferenc KANCSAR							5	11:58:52.850	1:15.665	+6.802	24.939	24.344	26.382
1	11:53:58.431	1:12.417	+3.786	26.947	18.878	26.592	6	12:00:01.782	1:08.932	+0.069	25.047	17.472	26.413
2	11:55:07.962	1:09.531	+0.900	25.549	17.610	26.372	7	12:01:10.683	1:08.901	+0.038	24.697	17.513	26.691
3	11:56:17.499	1:09.537	+0.906	25.669	17.589	26.279	8	12:02:20.585	1:09.902	+1.039	25.105	18.200	26.597
4	11:57:26.810	1:09.311	+0.680	25.287	17.549	26.475	9	12:03:30.604	1:10.019	+1.156	25.420	18.029	26.570
5	11:58:37.120	1:10.310	+1.679	25.194	18.497	26.619	10	12:04:39.467	1:08.863		25.382	17.300	26.181
6	11:59:45.770	1:08.650	+0.019	24.891	17.559	26.200	(642) Niklas OLSEN						
7	12:00:54.409	1:08.639	+0.008	24.794	17.566	26.279	1	11:54:01.927	1:14.554	+4.220	27.766	19.283	27.505
8	12:02:03.040	1:08.631		24.802	17.521	26.308	2	11:55:13.647	1:11.720	+1.386	26.077	18.988	26.655
9	12:03:11.885	1:08.845	+0.214	24.952	17.662	26.231	3	11:56:24.477	1:10.830	+0.496	25.466	18.317	27.047
10	12:04:20.768	1:08.883	+0.252	24.849	17.618	26.416	4	11:57:36.500	1:12.023	+1.689	26.560	18.485	26.978
(662) Antonio PICCIONI							5	11:58:47.702	1:11.202	+0.868	25.399	18.749	27.054
1	11:54:01.093	1:14.340	+5.450	27.060	18.828	28.452	6	11:59:59.258	1:11.556	+1.222	26.257	18.351	26.948
2	11:55:11.932	1:10.839	+1.949	25.627	18.215	26.997	7	12:01:09.716	1:10.458	+0.124	25.504	18.343	26.611
3	11:56:22.205	1:10.273	+1.383	25.506	18.063	26.704	8	12:02:20.050	1:10.334		25.537	18.036	26.761
4	11:57:32.145	1:09.940	+1.050	25.311	17.820	26.809	9	12:03:30.427	1:10.377	+0.043	25.211	18.095	27.071
5	11:58:41.953	1:09.808	+0.918	25.562	17.756	26.490	10	12:04:40.787	1:10.360	+0.026	25.613	18.132	26.615
6	11:59:51.262	1:09.309	+0.419	25.257	17.707	26.345	(631) Barrie PULLINGER						
7	12:01:00.298	1:09.036	+0.146	24.944	17.595	26.497	1	11:54:03.052	1:16.044	+6.365	28.313	19.681	28.050
8	12:02:09.647	1:09.349	+0.459	25.251	17.624	26.474	2	11:55:15.544	1:12.492	+2.813	25.682	18.811	27.999
9	12:03:18.537	1:08.890		24.801	17.577	26.512	3	11:56:27.485	1:11.941	+2.262	25.814	18.782	27.345
10	12:04:27.771	1:09.234	+0.344	25.030	17.545	26.659	4	11:57:38.522	1:11.037	+1.358	26.077	17.979	26.981
(601) Mathias DETIGE							5	11:58:48.805	1:10.283	+0.604	25.089	18.366	26.828
1	11:54:00.764	1:14.308	+5.214	27.010	19.077	28.221	6	12:00:00.679	1:11.874	+2.195	26.112	18.414	27.347
2	11:55:12.434	1:11.670	+2.576	25.809	18.560	27.301	7	12:01:10.358	1:09.679		24.972	17.936	26.771
3	11:56:22.685	1:10.251	+1.157	25.823	17.799	26.629	8	12:02:20.479	1:10.121	+0.442	25.219	18.285	26.617
4	11:57:32.426	1:09.741	+0.647	25.430	17.702	26.609	9	12:03:30.925	1:10.446	+0.767	25.432	17.990	27.024
							10	12:04:41.629	1:10.704	+1.025	25.571	18.121	27.012

Timekeeping Ingrid and Meik Wagner: 

Clerk of the course Nigel Edwards:

www.mylaps.com

Steward (Chairman) Ian Watson:

Chief Scrutineer Paul Klaassen:

Licensed to: Motorsport Events



Rotax Euro Challenge 2013 Laghi / Italy

Rotax DD2

Laghi / Italy 1,256 Km

RACE 6 Qualifying Heat 2 C-D

2013-05-25 11:50

Race (10 Laps) started at 11:52:45

Lap	Time of Day	Lap Tm	Diff	S1 Tm	S2 Tm	S3 Tm
(660) Maxi FLEISCHMANN						
1	11:54:03.493	1:16.279	+6.762	27.814	19.814	28.651
2	11:55:16.151	1:12.658	+3.141	25.874	19.073	27.711
3	11:56:27.865	1:11.714	+2.197	25.650	18.790	27.274
4	11:57:40.349	1:12.484	+2.967	26.287	19.130	27.067
5	11:58:51.456	1:11.107	+1.590	25.769	18.333	27.005
6	12:00:02.200	1:10.744	+1.227	25.632	18.135	26.977
7	12:01:11.954	1:09.754	+0.237	25.185	17.979	26.590
8	12:02:21.471	1:09.517		25.377	17.799	26.341
9	12:03:31.339	1:09.868	+0.351	25.299	18.023	26.546
10	12:04:41.736	1:10.397	+0.880	25.723	17.832	26.842

(653) Sandro LUKOVIC						
1	11:54:00.621	1:14.289	+4.784	27.489	19.037	27.763
2	11:55:14.373	1:13.752	+4.247	26.585	18.308	28.859
3	11:56:29.380	1:15.007	+5.502	26.330	18.245	30.432
4	11:57:40.892	1:11.512	+2.007	26.082	18.669	26.761
5	11:58:52.330	1:11.438	+1.933	26.160	18.769	26.509
6	12:00:03.224	1:10.894	+1.389	26.082	17.941	26.871
7	12:01:13.012	1:09.788	+0.283	25.520	17.783	26.485
8	12:02:22.587	1:09.575	+0.070	25.040	17.926	26.609
9	12:03:32.092	1:09.505		25.115	17.838	26.552
10	12:04:42.648	1:10.556	+1.051	25.239	18.018	27.299

(746) Dennis KROES						
1	11:54:03.621	1:15.739	+6.583	27.953	19.816	27.970
2	11:55:17.757	1:14.136	+4.980	25.936	18.271	29.929
3	11:56:28.900	1:11.143	+1.987	25.894	18.161	27.088
4	11:57:39.599	1:10.699	+1.543	25.442	18.649	26.608
5	11:58:49.252	1:09.653	+0.497	25.382	17.825	26.446
6	12:00:06.151	1:16.899	+7.743	25.462	24.444	26.993
7	12:01:15.657	1:09.506	+0.350	25.085	17.721	26.700
8	12:02:25.070	1:09.413	+0.257	25.151	17.796	26.466
9	12:03:34.226	1:09.156		25.064	17.768	26.324
10	12:04:43.868	1:09.642	+0.486	25.771	17.517	26.354

(649) Alexander ZENKIN						
1	11:54:01.829	1:14.584	+4.462	27.645	18.581	28.358
2	11:55:15.855	1:14.026	+3.904	26.531	19.313	28.182
3	11:56:28.151	1:12.296	+2.174	25.853	18.647	27.796
4	11:57:40.559	1:12.408	+2.286	26.054	18.928	27.426
5	11:58:53.602	1:13.043	+2.921	26.524	19.513	27.006
6	12:00:04.904	1:11.302	+1.180	25.388	18.736	27.178
7	12:01:15.429	1:10.525	+0.403	25.926	17.710	26.889
8	12:02:25.674	1:10.245	+0.123	25.299	18.227	26.719
9	12:03:35.796	1:10.122		25.392	17.839	26.891
10	12:04:46.220	1:10.424	+0.302	25.318	18.044	27.062

(626) Andrey STEPANOV						
1	11:54:04.114	1:15.910	+4.928	27.055	20.267	28.588
2	11:55:17.387	1:13.273	+2.291	26.036	19.603	27.634
3	11:56:30.108	1:12.721	+1.739	25.860	18.757	28.104
4	11:57:43.398	1:13.290	+2.308	27.303	18.817	27.170
5	11:58:54.690	1:11.292	+0.310	25.796	18.387	27.109
6	12:00:05.672	1:10.982		25.627	18.464	26.891
7	12:01:17.041	1:11.369	+0.387	25.729	18.150	27.490
8	12:02:28.532	1:11.491	+0.509	25.808	18.369	27.314
9	12:03:39.862	1:11.330	+0.348	25.539	18.239	27.552
10	12:04:50.852	1:10.990	+0.008	25.627	18.126	27.237

(641) Tom PYTTLIK						
1	11:54:10.976	1:23.432	+12.663	29.162	19.516	34.754
2	11:55:23.573	1:12.597	+1.828	25.930	18.745	27.922
3	11:56:35.194	1:11.621	+0.852	25.819	18.338	27.464
4	11:57:47.449	1:12.255	+1.486	26.080	18.680	27.515

Lap	Time of Day	Lap Tm	Diff	S1 Tm	S2 Tm	S3 Tm
5	11:58:58.697	1:11.248	+0.479	25.552	18.388	27.308
6	12:00:09.466	1:10.769		25.511	18.252	27.006
7	12:01:20.552	1:11.086	+0.317	25.620	18.186	27.280
8	12:02:31.681	1:11.129	+0.360	25.440	18.296	27.393
9	12:03:42.900	1:11.219	+0.450	25.298	18.480	27.441
10	12:04:53.996	1:11.096	+0.327	25.357	18.333	27.406

(719) Florent LAMBERT						
1	11:54:01.186	1:13.558	+3.497	27.048	18.543	27.967
2	11:55:18.751	1:17.565	+7.504	26.092	23.641	27.832
3	11:56:30.354	1:11.603	+1.542	25.769	18.313	27.521
4	11:57:46.706	1:16.352	+6.291	30.202	19.370	26.780
5	11:59:02.838	1:16.132	+6.071	25.413	18.205	32.514
6	12:00:13.801	1:10.963	+0.902	25.571	17.823	27.569
7	12:01:24.810	1:11.009	+0.948	25.581	17.866	27.562
8	12:02:34.882	1:10.072	+0.011	25.489	17.764	26.819
9	12:03:44.943	1:10.061		25.351	17.852	26.858
10	12:04:55.695	1:10.752	+0.691	25.467	18.011	27.274

(718) Tamsin GERMAIN						
1	11:54:04.622	1:17.264	+6.023	28.709	19.801	28.754
2	11:55:24.584	1:19.962	+8.721	26.193	20.119	33.650
3	11:56:41.922	1:17.338	+6.097	31.101	18.476	27.761
4	11:57:53.504	1:11.582	+0.341	25.889	18.303	27.390
5	11:59:05.282	1:11.778	+0.537	25.892	18.257	27.629
6	12:00:16.605	1:11.323	+0.082	25.726	18.088	27.509
7	12:01:30.046	1:13.441	+2.200	25.674	18.927	28.840
8	12:02:41.287	1:11.241		25.852	18.095	27.294
9	12:03:52.708	1:11.421	+0.180	25.775	18.189	27.457
10	12:05:04.232	1:11.524	+0.283	25.684	18.209	27.631

(777) Lourens VAN RENSBURG						
1	11:54:05.217	1:16.547	+5.117	28.547	19.397	28.603
2	11:55:19.338	1:14.121	+2.691	27.509	19.040	27.572
3	11:56:32.140	1:12.802	+1.372	26.768	18.471	27.563
4	11:57:45.560	1:13.420	+1.990	27.380	19.006	27.034
5	11:58:57.384	1:11.824	+0.394	26.245	18.439	27.140
6	12:00:09.211	1:11.827	+0.397	26.083	18.654	27.090
7	12:01:30.650	1:21.439	+10.009	32.001	21.020	28.418
8	12:02:42.080	1:11.430		25.816	18.306	27.308
9	12:03:59.252	1:17.172	+5.742	25.520	18.438	33.214
10	12:05:13.730	1:14.478	+3.048	29.241	18.500	26.737

(676) Luke VAN RENSBURG						
1	11:54:05.588	1:17.659	+4.752	28.602	19.759	29.298
2	11:55:20.077	1:14.489	+1.582	26.564	19.665	28.260
3	11:56:42.379	1:22.302	+9.395	35.108	19.244	27.950
4	11:58:04.496	1:22.117	+9.210	35.409	18.869	27.839
5	11:59:17.738	1:13.242	+0.335	26.278	19.116	27.848
6	12:00:36.441	1:18.703	+5.796	31.587	19.441	27.675
7	12:01:49.348	1:12.907		26.117	19.040	27.750
8	12:03:13.842	1:24.494	+11.587	26.075	19.486	38.933
9	12:04:31.768	1:17.926	+5.019	26.076	20.889	30.961

(788) Euripides HATZISTEFANIS						
1	11:54:05.488	1:16.821	+6.138	27.997	18.923	29.901
2	11:55:18.262	1:12.774	+2.091	27.075	18.496	27.203
3	11:56:30.164	1:11.902	+1.219	25.914	18.474	27.514
4	11:58:26.523	1:56.359	+45.676	1:08.572	19.112	28.675
5	11:59:38.383	1:11.860	+1.177	25.520	17.716	28.791
6	12:00:51.199	1:12.816	+2.133	26.311	17.755	28.750
7	12:02:02.674	1:11.475	+0.792	26.530	17.898	27.047
8	12:03:13.357	1:10.683		26.426	17.909	26.348
9	12:04:58.930	1:45.573	+34.890	26.394	17.633	1:01.546



Rotax Euro Challenge 2013 Laghi / Italy

Rotax DD2

Laghi / Italy 1,256 Km

RACE 13 Qualifying Heat 3 B-C

2013-05-25 14:40

Race (10 Laps) started at 14:43:04

Pos	No.	Name	Nat.	Chassis	Race Team	Laps	Total Tm	Diff	Best Tm	In Lap	km/h	Points
1	638	Sean BABINGTON	GBR	Alonso	Dan Holland Racing	10	11:29.847		1:08.627	6	65,887	0
2	629	Ferenc KANCSAR	HUN	Birel	KMS Europe	10	11:34.433	4.586	1:08.690	2	65,826	2
3	735	Cristiano MORGADO	ZAF	Praga	Josh Hart Racing	10	11:39.224	9.377	1:08.711	5	65,806	3
4	637	Alexandre FINKELSTEIN	FRA	Tonykart	MD Competition	10	11:41.081	11.234	1:09.559	4	65,004	4
5	608	Kevin LUDI	CHE	Birel	Spirit Racing	10	11:41.984	12.137	1:09.080	4	65,455	5
6	766	Alessandro MANETTI	ITA	Praga	Josh Hart Racing	10	11:43.103	13.256	1:09.187	6	65,353	6
7	601	Mathias DETIGE	BEL	MS Kart	Bouvin Power	10	11:43.614	13.767	1:09.399	6	65,154	7
8	602	Miika LAIHO	FIN	Tonykart	MPT Racing	10	11:45.458	15.611	1:09.665	10	64,905	8
9	606	Lucas ORROCK	GBR	Kosmic	Team Orrock	10	11:46.671	16.824	1:08.247	8	66,253	9
10	649	Alexander ZENKIN	RUS	Intrepid	Intrepid Driver Program	10	11:46.906	17.059	1:09.479	8	65,079	10
11	631	Barrie PULLINGER	GBR	Alonso	Dan Holland Racing	10	11:47.077	17.230	1:09.168	10	65,371	11
12	643	Pascal MARSCHALL	DEU	CRG	TAD Racing	10	11:51.657	21.810	1:08.728	9	65,790	12
13	616	Antti RAMMO	EST	Tonykart	Aix Racing Team	10	11:55.119	25.272	1:09.203	10	65,338	13
14	621	Martins STEINERTS	LVA	MS Kart	MS Kart Racing Team	10	11:56.538	26.691	1:10.040	10	64,557	14
15	641	Tom PYTTLIK	GBR	Alonso	Tom Pyttlik	10	11:58.888	29.041	1:10.789	6	63,874	15
16	719	Florent LAMBERT	GBR	Tonykart	Tatum Racing	10	12:04.337	34.490	1:10.560	4	64,082	16
17	657	Manuel SCHEIBINGER	DEU	Tonykart	KSW Racing	10	12:05.077	35.230	1:11.056	5	63,634	17
18	777	Lourens VAN RENSBURG	ZAF	Zanardi	CRG Holland	10	12:05.447	35.600	1:10.869	7	63,802	18
19	764	Chris GROEN	NLD	Kosmic	Team Kroes	10	12:10.116	40.269	1:10.948	7	63,731	19
20	642	Niklas OLSEN	DNK	Praga	Josh Hart Racing	4	4:46.390	6 Laps	1:09.865	4	64,719	20
21	617	Luka KAMALI	DEU	CRG	TAD Racing	4	5:06.726	6 Laps	1:11.392	2	63,335	21
22	725	Igor MUKHIN	RUS	Intrepid	Intrepid Driver Program		1.557	10 Laps		0	-	22

Announcements

These results are provisional until the conclusion of any judicial and technical matters

Started: 22 Classified: 22 Not classified: 0

Margin of Victory	Ø km/h	Best Lap Tm	km/h	Best Lap by
4.586	65,545	1:08.247	66,253	606 - Lucas ORROCK

Official Timing www.camp-company.de / www.motorsport-events.se

Orbits

Timekeeping Ingrid and Meik Wagner:

Clerk of the course Nigel Edwards:

www.mylaps.com

Steward (Chairman) Ian Watson:

Chief Scrutineer Paul Klaassen:

Licensed to: Motorsport Events

Printed: 2013-05-25 14:56:09

posted at:

h



Rotax Euro Challenge 2013 Laghi / Italy

Rotax DD2

Laghi / Italy 1,256 Km

RACE 13 Qualifying Heat 3 B-C

2013-05-25 14:40

Race (10 Laps) started at 14:43:04

Lap	Time of Day	Lap Tm	Diff	S1 Tm	S2 Tm	S3 Tm
(638) Sean BABINGTON						
1	14:44:13.710	1:09.483	+0.856	25.544	17.849	26.090
2	14:45:22.611	1:08.901	+0.274	24.921	17.759	26.221
3	14:46:31.516	1:08.905	+0.278	24.928	17.698	26.279
4	14:47:40.238	1:08.722	+0.095	24.740	17.828	26.154
5	14:48:49.161	1:08.923	+0.296	24.932	17.699	26.292
6	14:49:57.788	1:08.627		24.915	17.771	25.941
7	14:51:06.633	1:08.845	+0.218	24.705	17.852	26.288
8	14:52:15.757	1:09.124	+0.497	24.944	17.814	26.366
9	14:53:25.128	1:09.371	+0.744	24.848	17.798	26.725
10	14:54:34.074	1:08.946	+0.319	24.935	17.899	26.112

Lap	Time of Day	Lap Tm	Diff	S1 Tm	S2 Tm	S3 Tm
(629) Ferenc KANCSAR						
1	14:44:15.276	1:10.517	+1.827	26.344	17.958	26.215
2	14:45:23.966	1:08.690		24.866	17.594	26.230
3	14:46:33.159	1:09.193	+0.503	25.054	17.704	26.435
4	14:47:42.075	1:08.916	+0.226	24.872	17.808	26.236
5	14:48:51.455	1:09.380	+0.690	25.140	17.721	26.519
6	14:50:00.366	1:08.911	+0.221	25.052	17.651	26.208
7	14:51:09.787	1:09.421	+0.731	25.057	17.941	26.423
8	14:52:19.066	1:09.279	+0.589	25.026	17.695	26.558
9	14:53:28.649	1:09.583	+0.893	25.183	17.901	26.499
10	14:54:38.660	1:10.011	+1.321	25.598	17.755	26.658

Lap	Time of Day	Lap Tm	Diff	S1 Tm	S2 Tm	S3 Tm
(735) Cristiano MORGADO						
1	14:44:19.366	1:14.189	+5.478	28.404	18.726	27.059
2	14:45:29.077	1:09.711	+1.000	25.188	17.913	26.610
3	14:46:38.699	1:09.622	+0.911	24.954	18.097	26.571
4	14:47:48.228	1:09.529	+0.818	24.987	17.955	26.587
5	14:48:56.939	1:08.711		24.970	17.656	26.085
6	14:50:06.153	1:09.214	+0.503	24.854	17.800	26.560
7	14:51:16.201	1:10.048	+1.337	25.187	18.181	26.680
8	14:52:25.852	1:09.651	+0.940	25.187	18.065	26.399
9	14:53:34.715	1:08.863	+0.152	25.243	17.495	26.125
10	14:54:43.451	1:08.736	+0.025	24.948	17.378	26.410

Lap	Time of Day	Lap Tm	Diff	S1 Tm	S2 Tm	S3 Tm
(637) Alexandre FINKELSTEIN						
1	14:44:16.066	1:11.461	+1.902	26.265	18.287	26.909
2	14:45:25.987	1:09.921	+0.362	25.770	17.797	26.354
3	14:46:35.676	1:09.689	+0.130	25.467	17.882	26.340
4	14:47:45.235	1:09.559		25.426	17.885	26.248
5	14:48:55.711	1:10.476	+0.917	25.861	18.103	26.512
6	14:50:05.502	1:09.791	+0.232	25.551	17.772	26.468
7	14:51:15.641	1:10.139	+0.580	25.711	17.833	26.595
8	14:52:25.564	1:09.923	+0.364	25.635	17.690	26.598
9	14:53:35.658	1:10.094	+0.535	26.183	17.687	26.224
10	14:54:45.308	1:09.650	+0.091	25.434	17.838	26.378

Lap	Time of Day	Lap Tm	Diff	S1 Tm	S2 Tm	S3 Tm
(608) Kevin LUDI						
1	14:44:17.914	1:13.119	+4.039	26.789	18.877	27.453
2	14:45:27.313	1:09.399	+0.319	25.087	17.758	26.554
3	14:46:36.558	1:09.245	+0.165	24.705	18.045	26.495
4	14:47:45.638	1:09.080		25.028	17.853	26.199
5	14:48:54.824	1:09.186	+0.106	25.085	17.944	26.157
6	14:50:04.087	1:09.263	+0.183	24.662	17.918	26.683
7	14:51:13.533	1:09.446	+0.366	24.990	18.188	26.268
8	14:52:23.004	1:09.471	+0.391	25.108	17.964	26.399
9	14:53:36.555	1:13.551	+4.471	29.270	18.016	26.265
10	14:54:46.211	1:09.656	+0.576	25.522	17.972	26.162

Lap	Time of Day	Lap Tm	Diff	S1 Tm	S2 Tm	S3 Tm
(766) Alessandro MANETTI						
1	14:44:18.843	1:13.936	+4.749	27.163	18.782	27.991
2	14:45:28.811	1:09.968	+0.781	25.071	18.253	26.644
3	14:46:39.234	1:10.423	+1.236	25.001	18.459	26.963
4	14:47:49.474	1:10.240	+1.053	25.013	18.250	26.977

Lap	Time of Day	Lap Tm	Diff	S1 Tm	S2 Tm	S3 Tm
5	14:48:59.581	1:10.107	+0.920	25.519	18.314	26.274
6	14:50:08.768	1:09.187		24.913	17.973	26.301
7	14:51:18.195	1:09.427	+0.240	24.797	18.133	26.497
8	14:52:27.978	1:09.783	+0.596	25.274	18.242	26.267
9	14:53:37.268	1:09.290	+0.103	25.160	17.906	26.224
10	14:54:47.330	1:10.062	+0.875	25.537	18.141	26.384

Lap	Time of Day	Lap Tm	Diff	S1 Tm	S2 Tm	S3 Tm
(601) Mathias DETIGE						
1	14:44:17.223	1:12.185	+2.786	26.764	18.362	27.059
2	14:45:28.030	1:10.807	+1.408	26.076	18.053	26.678
3	14:46:38.239	1:10.209	+0.810	25.353	18.329	26.527
4	14:47:48.904	1:10.665	+1.266	25.202	18.298	27.165
5	14:48:58.813	1:09.909	+0.510	25.174	18.234	26.501
6	14:50:08.212	1:09.399		24.940	17.899	26.560
7	14:51:17.823	1:09.611	+0.212	25.212	17.945	26.454
8	14:52:28.686	1:10.863	+1.464	25.774	18.352	26.737
9	14:53:38.421	1:09.735	+0.336	25.160	17.889	26.686
10	14:54:47.841	1:09.420	+0.021	25.243	17.903	26.274

Lap	Time of Day	Lap Tm	Diff	S1 Tm	S2 Tm	S3 Tm
(602) Miika LAIHO						
1	14:44:17.008	1:12.576	+2.911	26.114	19.005	27.457
2	14:45:27.851	1:10.843	+1.178	25.317	18.236	27.290
3	14:46:37.756	1:09.905	+0.240	25.099	18.206	26.600
4	14:47:47.153	1:11.397	+1.732	25.325	18.195	27.877
5	14:48:56.513	1:10.360	+0.695	25.308	18.199	26.853
6	14:50:05.385	1:09.872	+0.207	25.241	18.227	26.404
7	14:51:14.887	1:10.502	+0.837	25.667	18.215	26.620
8	14:52:24.191	1:10.032	+0.367	25.354	18.176	26.502
9	14:53:33.611	1:10.101	+0.436	25.453	18.184	26.464
10	14:54:43.238	1:09.665		24.971	18.197	26.497

Lap	Time of Day	Lap Tm	Diff	S1 Tm	S2 Tm	S3 Tm
(606) Lucas ORROCK						
1	14:44:23.686	1:18.778	+10.531	26.697	18.185	33.896
2	14:45:33.100	1:09.414	+1.167	24.792	18.180	26.442
3	14:46:41.897	1:08.797	+0.550	25.004	17.854	25.939
4	14:47:50.766	1:09.869	+1.622	25.878	17.832	26.159
5	14:49:00.222	1:16.456	+8.209	24.432	17.751	34.273
6	14:50:09.667	1:08.445	+0.198	24.536	17.541	26.368
7	14:51:18.924	1:08.257	+0.010	24.446	17.627	26.184
8	14:52:28.171	1:08.247		24.337	17.630	26.280
9	14:53:37.415	1:08.744	+0.497	24.625	17.683	26.436
10	14:54:46.888	1:08.983	+0.736	24.490	17.797	26.696

Lap	Time of Day	Lap Tm	Diff	S1 Tm	S2 Tm	S3 Tm
(649) Alexander ZENKIN						
1	14:44:19.475	1:13.619	+4.140	27.639	18.636	27.344
2	14:45:30.145	1:10.670	+1.191	25.734	18.343	26.593
3	14:46:40.274	1:11.129	+1.650	26.021	18.498	26.610
4	14:47:50.700	1:10.426	+0.947	25.255	18.167	27.004
5	14:49:01.795	1:10.095	+0.616	25.280	17.948	26.867
6	14:50:11.565	1:09.770	+0.291	25.155	17.866	26.749
7	14:51:21.785	1:10.220	+0.741	25.419	17.886	26.915
8	14:52:31.264	1:09.479		25.337	17.792	26.350
9	14:53:40.773	1:09.509	+0.030	25.108	17.783	26.618
10	14:54:51.133	1:10.360	+0.881	25.148	17.805	27.407

Lap	Time of Day	Lap Tm	Diff	S1 Tm	S2 Tm	S3 Tm
(631) Barrie PULLINGER						
1	14:44:18.193	1:12.908	+3.740	27.176	18.500	27.232
2	14:45:29.731	1:11.538	+2.370	25.524	18.597	27.417
3	14:46:41.439	1:11.708	+2.540	25.973	18.831	26.904
4	14:47:51.121	1:11.682	+2.514	26.592	18.228	26.862
5	14:49:03.256	1:10.135	+0.967	25.425	18.052	26.658
6	14:50:13.054	1:09.798	+0.630	25.257	17.945	26.596
7	14:51:22.837	1:09.783	+0.615	25.123	17.875	26.785
8	14:52:32.446	1:09.609	+0.441	25.012	17.660	26.937
9	14:53:42.136	1:09.690	+0.522	24.904	17.661	27.125
10	14:54:51.304	1:09.168		24.809	17.744	26.615

Official Timing www.camp-company.de / www.motorsport-events.se Orbits

Timekeeping Ingrid and Meik Wagner: Clerk of the course Nigel Edwards: www.mylaps.com

Steward (Chairman) Ian Watson: Chief Scrutineer Paul Klaassen: Licensed to: Motorsport Events



Rotax Euro Challenge 2013 Laghi / Italy

Rotax DD2

Laghi / Italy 1,256 Km

RACE 13 Qualifying Heat 3 B-C

2013-05-25 14:40

Race (10 Laps) started at 14:43:04

Lap	Time of Day	Lap Tm	Diff	S1 Tm	S2 Tm	S3 Tm	Lap	Time of Day	Lap Tm	Diff	S1 Tm	S2 Tm	S3 Tm
(643) Pascal MARSCHALL							(777) Lourens VAN RENSBURG						
1	14:44:27.079	1:21.916	+13.188	27.196	18.875	35.845	5	14:49:09.502	1:11.056		25.600	18.387	27.069
2	14:45:36.695	1:09.616	+0.888	24.844	18.180	26.592	6	14:50:20.741	1:11.239	+0.183	25.712	18.206	27.321
3	14:46:46.695	1:10.000	+1.272	25.588	17.646	26.766	7	14:51:33.415	1:12.674	+1.618	25.405	20.014	27.255
4	14:47:57.654	1:10.959	+2.231	25.391	18.795	26.773	8	14:52:44.848	1:11.433	+0.377	25.528	18.694	27.211
5	14:49:08.671	1:11.017	+2.289	25.059	18.162	27.796	9	14:53:56.357	1:11.509	+0.453	25.923	18.398	27.188
6	14:50:18.540	1:09.869	+1.141	24.945	17.720	27.204	10	14:55:09.304	1:12.947	+1.891	26.220	19.467	27.260
7	14:51:29.262	1:10.722	+1.994	25.046	18.062	27.614	(776) Chris GROEN						
8	14:52:38.104	1:08.842	+0.114	24.799	17.403	26.640	1	14:44:23.482	1:16.571	+5.623	28.280	19.938	28.353
9	14:53:46.832	1:08.728		24.666	17.501	26.561	2	14:45:35.978	1:12.496	+1.548	26.674	18.238	27.584
10	14:54:55.884	1:09.052	+0.324	24.681	17.472	26.899	3	14:46:48.080	1:12.102	+1.154	26.176	18.401	27.525
(616) Antti RAMMO							4	14:48:06.620	1:18.540	+7.592	33.341	18.306	26.893
1	14:44:20.410	1:14.265	+5.062	28.439	19.102	26.724	5	14:49:18.178	1:11.558	+0.610	26.065	18.158	27.335
2	14:45:30.717	1:10.307	+1.104	25.395	17.974	26.938	6	14:50:29.721	1:11.543	+0.595	26.189	18.147	27.207
3	14:46:41.784	1:11.067	+1.864	25.807	18.378	26.882	7	14:51:40.669	1:10.948		26.030	17.922	26.996
4	14:48:00.221	1:18.437	+9.234	32.890	18.493	27.054	8	14:52:52.095	1:11.426	+0.478	26.294	18.267	26.865
5	14:49:10.348	1:10.127	+0.924	25.588	17.861	26.678	9	14:54:03.320	1:11.225	+0.277	25.845	18.252	27.128
6	14:50:20.883	1:10.535	+1.332	25.385	17.923	27.227	10	14:55:14.343	1:11.023	+0.075	25.833	18.058	27.132
7	14:51:30.993	1:10.110	+0.907	25.530	18.201	26.379	(642) Niklas OLSEN						
8	14:52:40.657	1:09.664	+0.461	25.162	17.859	26.643	1	14:44:18.839	1:12.923	+3.058	27.202	18.547	27.174
9	14:53:50.143	1:09.486	+0.283	25.205	17.726	26.555	2	14:45:29.706	1:10.867	+1.002	26.078	18.024	26.765
10	14:54:59.346	1:09.203		25.242	17.700	26.261	3	14:46:40.752	1:11.046	+1.181	26.187	18.178	26.681
(621) Martins STEINERTS							4	14:47:50.617	1:09.865		25.209	18.091	26.565
1	14:44:22.354	1:16.729	+6.689	30.440	18.853	27.436	(617) Luka KAMALI						
2	14:45:34.121	1:11.767	+1.727	25.897	18.687	27.183	1	14:44:26.291	1:21.308	+9.916	35.777	18.762	26.769
3	14:46:45.471	1:11.350	+1.310	25.914	18.427	27.009	2	14:45:37.683	1:11.392		25.412	19.237	26.743
4	14:47:57.227	1:11.756	+1.716	26.268	18.599	26.889	3	14:46:50.125	1:12.442	+1.050	25.602	18.626	28.214
5	14:49:08.866	1:11.639	+1.599	25.293	18.295	28.051	4	14:48:10.953	1:20.828	+9.436	34.618	18.716	27.494
6	14:50:19.224	1:10.358	+0.318	25.441	18.130	26.787	(719) Florent LAMBERT						
7	14:51:29.641	1:10.417	+0.377	25.248	18.047	27.122	1	14:44:21.722	1:15.635	+5.075	29.740	18.541	27.354
8	14:52:39.846	1:10.205	+0.165	25.521	18.075	26.609	2	14:45:32.877	1:11.155	+0.595	25.799	18.346	27.010
9	14:53:50.725	1:10.879	+0.839	25.214	18.214	27.451	3	14:46:44.235	1:11.358	+0.798	26.209	18.071	27.078
10	14:55:00.765	1:10.040		25.313	17.958	26.769	4	14:47:54.795	1:10.560		25.835	17.948	26.777
(641) Tom PYTTLIK							5	14:49:06.349	1:11.554	+0.994	25.824	18.062	27.668
1	14:44:21.342	1:15.280	+4.491	28.445	19.094	27.741	6	14:50:17.414	1:11.065	+0.505	25.499	18.104	27.462
2	14:45:32.598	1:11.256	+0.467	25.492	18.392	27.372	7	14:51:28.836	1:11.422	+0.862	25.464	18.639	27.319
3	14:46:44.506	1:11.908	+1.119	25.371	18.710	27.827	8	14:52:46.902	1:18.066	+7.506	25.950	24.786	27.330
4	14:47:55.746	1:11.240	+0.451	25.759	18.376	27.105	9	14:53:57.701	1:10.799	+0.239	25.703	18.052	27.044
5	14:49:07.264	1:11.518	+0.729	25.351	18.515	27.652	10	14:55:08.564	1:10.863	+0.303	25.630	18.052	27.181
6	14:50:18.053	1:10.789		25.373	18.340	27.076	(657) Manuel SCHEIBINGER						
7	14:51:29.601	1:11.548	+0.759	25.108	18.713	27.727	1	14:44:21.056	1:14.656	+3.600	28.363	19.077	27.216
8	14:52:41.274	1:11.673	+0.884	25.789	18.476	27.408	2	14:45:33.256	1:12.200	+1.144	26.044	18.334	27.822
9	14:53:52.178	1:10.904	+0.115	25.223	18.640	27.041	3	14:46:44.863	1:11.607	+0.551	26.218	18.165	27.224
10	14:55:03.115	1:10.937	+0.148	25.204	18.480	27.253	4	14:47:58.446	1:13.583	+2.527	27.074	19.332	27.177



Rotax Euro Challenge 2013 Laghi / Italy

Rotax DD2

Laghi / Italy 1,256 Km

RACE 14 Qualifying Heat 4 A-D

2013-05-25 15:00

Race (10 Laps) started at 15:03:03

Pos	No.	Name	Nat.	Chassis	Race Team	Laps	Total Tm	Diff	Best Tm	In Lap	km/h	Points
1	663	Simas JUODVIRISIS	LTU	Energy	Energy Racing LT	10	11:24.505		1:07.660	10	66,828	0
2	603	Xen DE RUWE	BEL	Formula K	FK Racing Team AB Ltd	10	11:28.443	3.938	1:08.571	5	65,940	2
3	653	Sandro LUKOVIC	AUT	Intrepid	Intrepid Driver Program	10	11:37.444	12.939	1:09.009	10	65,522	3
4	662	Antonio PICCIONI	ITA	Rigetiti Ridolfi	Gold Kart Racing Team	10	11:39.235	14.730	1:08.782	8	65,738	4
5	615	Marcel SCHIRMER	DEU	CRG	Kartsport Klimm	10	11:40.996	16.491	1:09.308	6	65,239	5
6	604	Patrick PEARCE	GBR	Tonykart	Tatum Racing	10	11:43.090	18.585	1:09.047	7	65,486	6
7	628	Ben COOPER	CAN	Birel	KMS Europe	10	11:44.787	20.282	1:08.063	9	66,433	7
8	652	Damien VUILLAUME	FRA	Flandria	Flandria Competition Kart	10	11:49.711	25.206	1:09.816	9	64,765	8
9	746	Dennis KROES	NLD	Praga	Team Kroes	10	11:53.076	28.571	1:09.346	8	65,203	9
10	622	Andreas BACKMAN	SWE	Tonykart	Strawberry Racing	10	11:55.765	31.260	1:10.465	9	64,168	10
11	700	Christophe ADAMS	FRA	Formula K	Sportkarting Formula K	10	11:56.294	31.789	1:10.362	6	64,262	11
12	626	Andrey STEPANOV	RUS	Intrepid	Intrepid Driver Program	10	12:00.182	35.677	1:10.537	8	64,103	12
13	645	Chris STERKEN	NLD	CRG	CRG Holland	10	12:00.649	36.144	1:10.346	5	64,277	13
14	624	Anna-Lisa DREYSPRING	DEU	CRG	TAD Racing	10	12:02.212	37.707	1:09.959	10	64,632	14
15	623	Marcel STEINERT	DEU	Tonykart	KSW Racing	10	12:05.401	40.896	1:10.846	8	63,823	15
16	611	Erwin MONTFOORT	NLD	Gillard	Montfoort Motorsport	10	12:07.721	43.216	1:10.656	10	63,995	16
17	676	Luke VAN RENSBURG	ZAF	Zanardi	CRG Holland	10	12:10.658	46.153	1:10.888	10	63,785	17
18	718	Tamsin GERMAIN	GBR	Gillard	DG Racing	10	12:17.178	52.673	1:10.897	10	63,777	18
19	765	Sebastien PARMENTIER	FRA	Kosmic	Sonic Racing Kart	10	12:32.511	1:08.006	1:11.896	7	62,891	19
20	661	Jordan LENNOX LAMB	GBR	CRG	CRG Spa	9	12:08.897	1 Lap	1:10.549	6	64,092	20
21	788	Euripides HATZISTEFANIS	ESP	Formula K	FK Racing Team AB Ltd	4	4:51.696	6 Laps	1:11.079	4	63,614	21
22	660	Maxi FLEISCHMANN	DEU	Mach 1	Mach 1	1	1:16.770	9 Laps	1:15.254	1	60,085	22

Announcements

These results are provisional until the conclusion of any judicial and technical matters

Started: 22 Classified: 22 Not classified: 0

Margin of Victory	Ø km/h	Best Lap Tm	km/h	Best Lap by
3.938	66,056	1:07.660	66,828	663 - Simas JUODVIRISIS

Official Timing www.camp-company.de / www.motorsport-events.se

Orbits

Timekeeping Ingrid and Meik Wagner:

Clerk of the course Nigel Edwards:

www.mylaps.com

Steward (Chairman) Ian Watson:

Chief Scrutineer Paul Klaassen:

Licensed to: Motorsport Events

Printed: 2013-05-25 15:17:19

posted at:


h



Rotax Euro Challenge 2013 Laghi / Italy

Rotax DD2
RACE 14 Qualifying Heat 4 A-D
Race (10 Laps) started at 15:03:03
Laghi / Italy 1,256 Km
2013-05-25 15:00

Lap	Time of Day	Lap Tm	Diff	S1 Tm	S2 Tm	S3 Tm	Lap	Time of Day	Lap Tm	Diff	S1 Tm	S2 Tm	S3 Tm
(663) Simas JUODVIRISIS													
1	15:04:16.507	1:12.833	+5.173	26.946	18.254	27.633	5	15:08:59.701	1:09.234	+0.187	25.223	17.641	26.370
2	15:05:25.040	1:08.533	+0.873	24.546	17.395	26.592	6	15:10:08.862	1:09.161	+0.114	24.877	17.758	26.526
3	15:06:32.907	1:07.867	+0.207	24.475	17.470	25.922	7	15:11:17.909	1:09.047		24.855	17.647	26.545
4	15:07:40.608	1:07.701	+0.041	24.366	17.393	25.942	8	15:12:27.473	1:09.564	+0.517	25.014	17.931	26.619
5	15:08:48.636	1:08.028	+0.368	24.711	17.448	25.869	9	15:13:36.855	1:09.382	+0.335	24.852	17.863	26.667
6	15:09:56.542	1:07.906	+0.246	24.519	17.439	25.948	10	15:14:46.160	1:09.305	+0.258	24.913	17.828	26.564
7	15:11:04.468	1:07.926	+0.266	24.446	17.622	25.858	(628) Ben COOPER						
8	15:12:12.251	1:07.783	+0.123	24.348	17.373	26.062	1	15:04:22.680	1:19.069	+11.006	26.183	17.705	35.181
9	15:13:19.915	1:07.664	+0.004	24.369	17.492	25.803	2	15:05:39.674	1:16.994	+8.931	25.085	25.004	26.905
10	15:14:27.575	1:07.660		24.270	17.480	25.910	3	15:06:48.714	1:09.040	+0.977	25.416	17.618	26.006
(603) Xen DE RUWE													
1	15:04:11.985	1:08.915	+0.344	24.854	17.682	26.379	4	15:07:57.518	1:08.804	+0.741	24.756	17.928	26.120
2	15:05:20.896	1:08.911	+0.340	24.857	17.654	26.400	5	15:09:06.289	1:08.771	+0.708	24.786	17.872	26.113
3	15:06:29.772	1:08.876	+0.305	24.914	17.668	26.294	6	15:10:14.497	1:08.208	+0.145	24.555	17.623	26.030
4	15:07:38.637	1:08.865	+0.294	24.738	17.742	26.385	7	15:11:23.256	1:08.759	+0.696	24.881	18.143	25.735
5	15:08:47.208	1:08.571		24.772	17.679	26.120	8	15:12:31.482	1:08.226	+0.163	24.537	17.621	26.068
6	15:09:56.003	1:08.795	+0.224	24.657	17.697	26.441	9	15:13:39.545	1:08.063		24.575	17.648	25.840
7	15:11:05.224	1:09.221	+0.650	24.807	18.011	26.403	10	15:14:47.857	1:08.312	+0.249	24.532	17.696	26.084
8	15:12:14.041	1:08.817	+0.246	24.793	17.693	26.331	(652) Damien VUILLAUME						
9	15:13:22.857	1:08.816	+0.245	24.727	17.565	26.524	1	15:04:17.309	1:12.994	+3.178	26.935	18.800	27.259
10	15:14:31.513	1:08.656	+0.085	24.713	17.664	26.279	2	15:05:28.667	1:11.358	+1.542	26.115	17.996	27.247
(653) Sandro LUKOVIC													
1	15:04:16.510	1:13.147	+4.138	26.911	18.635	27.601	3	15:06:41.043	1:12.376	+2.560	26.264	18.255	27.857
2	15:05:26.549	1:10.039	+1.030	25.846	17.815	26.378	4	15:07:52.000	1:10.957	+1.141	25.857	18.065	27.035
3	15:06:35.875	1:09.326	+0.317	25.126	17.794	26.406	5	15:09:02.097	1:10.097	+0.281	25.242	17.952	26.903
4	15:07:45.082	1:09.207	+0.198	25.120	17.769	26.318	6	15:10:12.489	1:10.392	+0.576	25.501	18.030	26.861
5	15:08:54.426	1:09.344	+0.335	25.335	17.556	26.453	7	15:11:22.434	1:09.945	+0.129	25.350	17.938	26.657
6	15:10:03.618	1:09.192	+0.183	25.183	17.590	26.419	8	15:12:33.009	1:10.575	+0.759	25.393	18.187	26.995
7	15:11:13.199	1:09.581	+0.572	25.342	17.815	26.424	9	15:13:42.825	1:09.816		25.149	17.884	26.783
8	15:12:22.236	1:09.037	+0.028	24.969	17.572	26.496	10	15:14:52.781	1:09.956	+0.140	25.201	17.941	26.814
9	15:13:31.505	1:09.269	+0.260	25.085	17.665	26.519	(746) Dennis KROES						
10	15:14:40.514	1:09.009		24.963	17.675	26.371	1	15:04:18.871	1:13.641	+4.295	26.982	19.124	27.535
(662) Antonio PICCIONI													
1	15:04:16.756	1:12.952	+4.170	26.362	18.648	27.942	2	15:05:30.105	1:11.234	+1.888	25.425	18.292	27.517
2	15:05:27.662	1:10.906	+2.124	26.159	17.794	26.953	3	15:06:41.494	1:11.389	+2.043	25.820	18.248	27.321
3	15:06:37.199	1:09.537	+0.755	25.037	17.845	26.655	4	15:07:57.160	1:15.666	+6.320	25.730	23.405	26.531
4	15:07:46.705	1:09.506	+0.724	24.868	17.932	26.706	5	15:09:07.773	1:10.613	+1.267	25.576	18.119	26.918
5	15:08:56.410	1:09.705	+0.923	25.372	17.835	26.498	6	15:10:17.429	1:09.656	+0.310	25.272	17.860	26.524
6	15:10:05.599	1:09.189	+0.407	24.943	17.716	26.530	7	15:11:27.270	1:09.841	+0.495	25.122	18.224	26.495
7	15:11:14.787	1:09.188	+0.406	24.934	17.773	26.481	8	15:12:36.616	1:09.346		24.970	17.799	26.577
8	15:12:23.569	1:08.782		24.745	17.744	26.293	9	15:13:46.366	1:09.750	+0.404	25.372	17.796	26.582
9	15:13:32.897	1:09.328	+0.546	25.118	17.655	26.555	10	15:14:56.146	1:09.780	+0.434	24.970	17.943	26.867
10	15:14:42.305	1:09.408	+0.626	25.034	17.769	26.605	(622) Andreas BACKMAN						
(615) Marcel SCHIRMER													
1	15:04:16.746	1:12.865	+3.557	26.757	19.120	26.988	1	15:04:17.615	1:14.206	+3.741	25.596	20.194	28.416
2	15:05:28.034	1:11.288	+1.980	26.502	17.878	26.908	2	15:05:28.854	1:11.239	+0.774	26.181	18.212	26.846
3	15:06:37.646	1:09.612	+0.304	25.143	17.882	26.587	3	15:06:41.146	1:12.292	+1.827	25.562	18.384	28.346
4	15:07:47.260	1:09.614	+0.306	25.085	17.916	26.613	4	15:07:52.442	1:11.296	+0.831	26.001	18.336	26.959
5	15:08:56.908	1:09.648	+0.340	25.145	17.925	26.578	5	15:09:03.380	1:10.938	+0.473	25.394	18.531	27.013
6	15:10:06.216	1:09.308		24.837	17.814	26.657	6	15:10:13.907	1:10.527	+0.062	25.365	18.146	27.016
7	15:11:15.677	1:09.461	+0.153	24.981	17.853	26.627	7	15:11:24.801	1:10.894	+0.429	25.226	18.611	27.057
8	15:12:25.098	1:09.421	+0.113	24.918	17.849	26.654	8	15:12:37.100	1:12.299	+1.834	25.254	18.452	28.593
9	15:13:34.622	1:09.524	+0.216	24.863	17.973	26.688	9	15:13:47.565	1:10.465		25.320	18.237	26.908
10	15:14:44.066	1:09.444	+0.136	24.854	17.924	26.666	10	15:14:58.835	1:11.270	+0.805	25.472	18.245	27.553
(604) Patrick PEARCE													
1	15:04:18.762	1:14.341	+5.294	27.499	18.989	27.853	(700) Christophe ADAMS						
2	15:05:29.842	1:11.080	+2.033	25.849	18.139	27.092	1	15:04:19.403	1:14.587	+4.225	27.979	19.122	27.486
3	15:06:41.238	1:11.396	+2.349	25.796	17.728	27.872	2	15:05:30.712	1:11.309	+0.947	26.290	18.196	26.823
4	15:07:50.467	1:09.229	+0.182	24.930	17.733	26.566	3	15:06:41.765	1:11.053	+0.691	25.682	18.161	27.210
							4	15:07:52.679	1:12.914	+2.552	25.646	20.224	27.044
							5	15:09:06.429	1:11.750	+1.388	25.638	18.731	27.381
							6	15:10:16.791	1:10.362		25.376	18.274	26.712
							7	15:11:28.120	1:11.329	+0.967	25.150	18.655	27.524
							8	15:12:38.573	1:10.453	+0.091	25.421	18.042	26.990
							9	15:13:48.946	1:10.373	+0.011	25.289	18.198	26.886
							10	15:14:59.364	1:10.418	+0.056	25.447	18.068	26.903

Timekeeping Ingrid and Meik Wagner:  Clerk of the course Nigel Edwards: www.mylaps.com
Steward (Chairman) Ian Watson: Chief Scrutineer Paul Klaassen: Licensed to: Motorsport Events
Printed: 2013-05-25 15:17:51 posted at: h Page 1/2



Rotax Euro Challenge 2013 Laghi / Italy

Rotax DD2

Laghi / Italy 1,256 Km

RACE 14 Qualifying Heat 4 A-D

2013-05-25 15:00

Race (10 Laps) started at 15:03:03

Lap	Time of Day	Lap Tm	Diff	S1 Tm	S2 Tm	S3 Tm	Lap	Time of Day	Lap Tm	Diff	S1 Tm	S2 Tm	S3 Tm
(626) Andrey STEPANOV													
1	15:04:19.890	1:14.461	+3.924	27.612	19.247	27.602	5	15:09:14.452	1:12.643	+1.755	26.352	18.685	27.606
2	15:05:32.304	1:12.414	+1.877	26.132	18.545	27.737	6	15:10:25.879	1:11.427	+0.539	26.021	18.372	27.034
3	15:06:44.680	1:12.376	+1.839	26.414	18.196	27.766	7	15:11:37.978	1:12.099	+1.211	25.774	18.400	27.925
4	15:07:56.069	1:11.389	+0.852	25.561	18.557	27.271	8	15:12:51.291	1:13.313	+2.425	25.882	19.624	27.807
5	15:09:07.563	1:11.494	+0.957	25.535	18.230	27.729	9	15:14:02.840	1:11.549	+0.661	25.706	18.307	27.536
6	15:10:19.352	1:11.789	+1.252	26.267	18.217	27.305	10	15:15:13.728	1:10.888		25.766	18.105	27.017
7	15:11:31.065	1:11.713	+1.176	26.180	18.357	27.176	(718) Tamsin GERMAIN						
8	15:12:41.602	1:10.537		25.479	18.131	26.927	1	15:04:26.165	1:21.776	+10.879	27.974	19.327	34.475
9	15:13:52.489	1:10.887	+0.350	25.707	18.141	27.039	2	15:05:39.111	1:12.946	+2.049	26.069	19.210	27.667
10	15:15:03.252	1:10.763	+0.226	25.504	18.180	27.079	3	15:06:52.383	1:13.272	+2.375	26.280	18.759	28.233

Lap	Time of Day	Lap Tm	Diff	S1 Tm	S2 Tm	S3 Tm
(645) Chris STERKEN						
1	15:04:19.161	1:14.744	+4.398	27.393	18.813	28.538
2	15:05:30.439	1:11.278	+0.932	26.227	18.152	26.899
3	15:06:42.284	1:11.845	+1.499	25.970	18.472	27.403
4	15:07:53.982	1:11.698	+1.352	26.083	18.441	27.174
5	15:09:04.328	1:10.346		25.461	18.142	26.743
6	15:10:14.747	1:10.419	+0.073	25.417	18.011	26.991
7	15:11:25.176	1:10.429	+0.083	25.376	17.996	27.057
8	15:12:39.645	1:14.469	+4.123	25.490	18.203	30.776
9	15:13:50.105	1:10.460	+0.114	25.479	18.027	26.954
10	15:15:03.719	1:13.614	+3.268	25.229	17.918	30.467

Lap	Time of Day	Lap Tm	Diff	S1 Tm	S2 Tm	S3 Tm
(624) Anna-Lisa DREYSPRING						
1	15:04:18.170	1:13.931	+3.972	27.376	18.569	27.986
2	15:05:39.464	1:21.294	+11.335	33.947	20.318	27.029
3	15:06:51.470	1:12.006	+2.047	26.019	18.799	27.188
4	15:08:01.978	1:10.508	+0.549	25.419	18.090	26.999
5	15:09:12.410	1:10.432	+0.473	25.486	18.195	26.751
6	15:10:23.540	1:11.130	+1.171	25.357	18.144	27.629
7	15:11:33.792	1:10.252	+0.293	25.170	18.054	27.028
8	15:12:44.733	1:10.941	+0.982	25.140	18.264	27.537
9	15:13:55.323	1:10.590	+0.631	25.702	17.864	27.024
10	15:15:05.282	1:09.959		25.012	18.087	26.860

Lap	Time of Day	Lap Tm	Diff	S1 Tm	S2 Tm	S3 Tm
(623) Marcel STEINERT						
1	15:04:21.399	1:16.204	+5.358	27.861	19.654	28.689
2	15:05:34.275	1:12.876	+2.030	26.223	19.298	27.355
3	15:06:46.150	1:11.875	+1.029	25.906	18.341	27.628
4	15:07:58.560	1:12.410	+1.564	25.976	18.938	27.496
5	15:09:11.357	1:12.797	+1.951	26.562	18.928	27.307
6	15:10:23.965	1:12.608	+1.762	25.877	18.108	28.623
7	15:11:35.322	1:11.357	+0.511	25.729	18.315	27.313
8	15:12:46.168	1:10.846		25.550	18.093	27.203
9	15:13:57.365	1:11.197	+0.351	25.890	17.877	27.430
10	15:15:08.471	1:11.106	+0.260	25.911	18.045	27.150

Lap	Time of Day	Lap Tm	Diff	S1 Tm	S2 Tm	S3 Tm
(611) Erwin MONTFOORT						
1	15:04:18.070	1:13.112	+2.456	26.245	18.549	28.318
2	15:05:36.439	1:18.369	+7.713	33.386	18.103	26.880
3	15:06:47.695	1:11.256	+0.600	25.682	18.215	27.359
4	15:07:59.044	1:11.349	+0.693	25.562	18.715	27.072
5	15:09:10.630	1:11.586	+0.930	26.197	18.304	27.085
6	15:10:21.962	1:11.332	+0.676	25.446	18.149	27.737
7	15:11:33.032	1:11.070	+0.414	25.393	18.121	27.556
8	15:12:44.562	1:11.530	+0.874	25.533	18.655	27.342
9	15:14:00.135	1:15.573	+4.917	30.575	17.992	27.006
10	15:15:10.791	1:10.656		25.530	18.177	26.949

Lap	Time of Day	Lap Tm	Diff	S1 Tm	S2 Tm	S3 Tm
(676) Luke VAN RENSBURG						
1	15:04:22.007	1:16.704	+5.816	27.621	20.425	28.658
2	15:05:35.718	1:13.711	+2.823	26.746	19.035	27.930
3	15:06:49.723	1:14.005	+3.117	26.917	18.560	28.528
4	15:08:01.809	1:12.086	+1.198	25.893	18.578	27.615

Lap	Time of Day	Lap Tm	Diff	S1 Tm	S2 Tm	S3 Tm
(718) Tamsin GERMAIN						
1	15:04:26.165	1:21.776	+10.879	27.974	19.327	34.475
2	15:05:39.111	1:12.946	+2.049	26.069	19.210	27.667
3	15:06:52.383	1:13.272	+2.375	26.280	18.759	28.233
4	15:08:05.302	1:12.919	+2.022	26.538	18.843	27.538
5	15:09:23.535	1:18.233	+7.336	26.004	18.408	33.821
6	15:10:35.462	1:11.927	+1.030	25.884	18.254	27.789
7	15:11:46.905	1:11.443	+0.546	25.723	18.316	27.404
8	15:12:58.266	1:11.361	+0.464	25.948	18.134	27.279
9	15:14:09.351	1:11.085	+0.188	25.666	18.036	27.383
10	15:15:20.248	1:10.897		25.641	18.049	27.207

Lap	Time of Day	Lap Tm	Diff	S1 Tm	S2 Tm	S3 Tm
(765) Sebastien PARENTIER						
1	15:04:22.534	1:16.860	+4.964	27.952	20.077	28.831
2	15:05:37.508	1:14.974	+3.078	26.786	19.750	28.438
3	15:06:51.217	1:13.709	+1.813	26.421	18.783	28.505
4	15:08:06.720	1:15.503	+3.607	26.543	20.916	28.044
5	15:09:20.406	1:13.686	+1.790	26.253	18.734	28.699
6	15:10:44.021	1:23.615	+11.719	25.884	18.496	39.235
7	15:11:55.917	1:11.896		25.794	18.479	27.623
8	15:13:09.207	1:13.290	+1.394	26.200	18.798	28.292
9	15:14:22.283	1:13.076	+1.180	26.429	18.703	27.944
10	15:15:35.581	1:13.298	+1.402	26.399	18.513	28.386

Lap	Time of Day	Lap Tm	Diff	S1 Tm	S2 Tm	S3 Tm
(661) Jordan LENNOX LAMB						
1	15:05:40.980	2:37.632	+1:27.083	25.910	18.138	27.694
2	15:06:52.412	1:11.432	+0.883	25.323	18.282	27.827
3	15:08:03.873	1:11.461	+0.912	25.467	18.603	27.391
4	15:09:17.413	1:13.540	+2.991	25.888	18.342	29.310
5	15:10:28.532	1:11.119	+0.570	25.192	18.231	27.696
6	15:11:39.081	1:10.549		24.962	18.200	27.387
7	15:12:50.317	1:11.236	+0.687	24.943	18.692	27.601
8	15:14:01.242	1:10.925	+0.376	25.143	18.244	27.538
9	15:15:11.967	1:10.725	+0.176	24.956	18.148	27.621

Lap	Time of Day	Lap Tm	Diff	S1 Tm	S2 Tm	S3 Tm
(788) Euripides HATZISTEFANIS						
1	15:04:20.632	1:14.914	+3.835	27.422	19.394	28.098
2	15:05:32.426	1:11.794	+0.715	26.002	18.493	27.299
3	15:06:43.687	1:11.261	+0.182	25.384	18.432	27.445
4	15:07:54.766	1:11.079		25.613	18.480	26.986

Lap	Time of Day	Lap Tm	Diff	S1 Tm	S2 Tm	S3 Tm
(660) Maxi FLEISCHMANN						
1	15:04:19.840	1:15.254		28.067	19.482	27.705





Rotax Euro Challenge 2013 Laghi / Italy

Rotax DD2

Laghi / Italy 1,256 Km

RACE 21 Qualifying Heat 5 A-C **-NEW-**

2013-05-25 17:40

Race (10 Laps) started at 17:43:59

Pos	No.	Name	Nat.	Chassis	Race Team	Laps	Total Tm	Diff	Best Tm	In Lap	km/h	Points
1	663	Simas JUODVIRŠIS	LTU	Energy	Energy Racing LT	10	11:25.380		1:07.660	6	66,828	0
2	603	Xen DE RUWE	BEL	Formula K	FK Racing Team AB Ltd	10	11:31.925	6.545	1:08.870	6	65,654	2
3	629	Ferenc KANCSAR	HUN	Birel	KMS Europe	10	11:37.975	12.595	1:08.796	9	65,725	3
4	601	Mathias DETIGE	BEL	MS Kart	Bouvin Power	10	11:38.679	13.299	1:08.603	10	65,910	4
5	631	Barrie PULLINGER	GBR	Alonso	Dan Holland Racing	10	11:40.784	15.404	1:08.866	2	65,658	5
6	606	Lucas ORROCK	GBR	Kosmic	Team Orrock	10	11:42.016	16.636	1:08.224	2	66,276	6
7	643	Pascal MARSCHALL	DEU	CRG	TAD Racing	10	11:44.730	19.350	1:09.053	9	65,480	7
8	604	Patrick PEARCE	GBR	Tonykart	Tatum Racing	10	11:46.991	21.611	1:08.738	7	65,780	8
9	719	Florent LAMBERT	GBR	Tonykart	Tatum Racing	10	11:47.690	22.310	1:09.544	3	65,018	9
10	649	Alexander ZENKIN	RUS	Intrepid	Intrepid Driver Program	10	11:48.103	22.723	1:09.835	10	64,747	10
11	652	Damien VUILLAUME	FRA	Flandria	Flandria Competition Kart	10	11:48.578	23.198	1:09.458	10	65,098	11
12	638	Sean BABINGTON	GBR	Alonso	Dan Holland Racing	10	11:49.760	24.380	1:09.020	2	65,511	12
13	622	Andreas BACKMAN	SWE	Tonykart	Strawberry Racing	10	11:50.146	24.766	1:09.815	6	64,765	13
14	624	Anna-Lisa DREYSPRING	DEU	CRG	TAD Racing	10	11:53.733	28.353	1:09.807	10	64,773	14
15	642	Niklas OLSEN	DNK	Praga	Josh Hart Racing	10	11:54.978	29.598	1:09.881	9	64,704	15
16	700	Christophe ADAMS	FRA	Formula K	Sportkarting Formula K	10	11:56.510	31.130	1:10.139	9	64,466	16
17	611	Erwin MONTFOORT	NLD	Gillard	Montfoort Motorsport	10	11:58.594	33.214	1:09.964	9	64,628	17
18	645	Chris STERKEN	NLD	CRG	CRG Holland	10	11:59.599	34.219	1:10.389	9	64,237	18
19	623	Marcel STEINERT	DEU	Tonykart	KSW Racing	10	12:00.300	34.920	1:09.567	10	64,996	19
20	641	Tom PYTTLIK	GBR	Alonso	Tom Pyttlik	10	12:02.374	36.994	1:10.788	8	63,875	20
21	777	Lourens VAN RENSBURG	ZAF	Zanardi	CRG Holland	10	12:05.823	40.443	1:10.188	8	64,421	21
22	765	Sebastien PARMENTIER	FRA	Kosmic	Sonic Racing Kart	10	12:22.155	56.775	1:12.086	9	62,725	22

Announcements

These results are provisional until the conclusion of any judicial and technical matters

Started: 22 Classified: 22 Not classified: 0

No. 638 time penalty 10 sec. / reason unfair driving

Margin of Victory	Ø km/h	Best Lap Tm	km/h	Best Lap by
6.545	65,972	1:07.660	66,828	663 - Simas JUODVIRŠIS

Official Timing www.camp-company.de / www.motorsport-events.se

Orbits

Timekeeping Ingrid and Meik Wagner:

Clerk of the course Nigel Edwards:

www.mylaps.com

Steward (Chairman) Ian Watson:

Chief Scrutineer Paul Klaassen:

Licensed to: Motorsport Events

Printed: 2013-05-25 18:54:01

posted at:

h



Rotax Euro Challenge 2013 Laghi / Italy

Rotax DD2

Laghi / Italy 1,256 Km

RACE 21 Qualifying Heat 5 A-C

2013-05-25 17:40

Race (10 Laps) started at 17:43:59

Lap	Time of Day	Lap Tm	Diff	S1 Tm	S2 Tm	S3 Tm	Lap	Time of Day	Lap Tm	Diff	S1 Tm	S2 Tm	S3 Tm
(663) Simas JUODVIRSIS							5	17:49:52.024	1:09.389	+0.523	24.761	17.831	26.797
1	17:45:13.430	1:13.485	+5.825	27.617	19.539	26.329	6	17:51:02.189	1:10.165	+1.299	25.413	17.781	26.971
2	17:46:21.352	1:07.922	+0.262	24.334	17.641	25.947	7	17:52:11.586	1:09.397	+0.531	25.150	17.899	26.348
3	17:47:29.043	1:07.691	+0.031	24.476	17.505	25.710	8	17:53:21.212	1:09.626	+0.760	25.062	17.873	26.691
4	17:48:36.790	1:07.747	+0.087	24.251	17.455	26.041	9	17:54:30.658	1:09.446	+0.580	24.816	17.800	26.830
5	17:49:45.095	1:08.305	+0.645	24.889	17.643	25.773	10	17:55:39.983	1:09.325	+0.459	24.946	17.825	26.554
6	17:50:52.755	1:07.660		24.220	17.487	25.953	(606) Lucas ORROCK						
7	17:52:00.620	1:07.865	+0.205	24.451	17.412	26.002	1	17:45:14.113	1:14.028	+5.804	27.810	19.156	27.062
8	17:53:08.630	1:08.010	+0.350	24.448	17.542	26.020	2	17:46:22.337	1:08.224		24.409	17.779	26.036
9	17:54:16.662	1:08.032	+0.372	24.539	17.453	26.040	3	17:47:30.609	1:08.272	+0.048	24.690	17.701	25.881
10	17:55:24.579	1:07.917	+0.257	24.288	17.519	26.110	4	17:48:41.157	1:10.548	+2.324	25.095	17.748	27.705
(603) Xen DE RUWE							5	17:49:49.439	1:08.282	+0.058	24.545	17.562	26.175
1	17:45:08.984	1:09.536	+0.666	25.405	17.736	26.395	6	17:50:58.531	1:09.092	+0.868	25.074	17.817	26.201
2	17:46:17.861	1:08.877	+0.007	24.808	17.769	26.300	7	17:52:15.519	1:16.988	+8.764	31.403	19.214	26.371
3	17:47:26.813	1:08.952	+0.082	24.881	17.768	26.303	8	17:53:24.114	1:08.595	+0.371	24.826	17.620	26.149
4	17:48:36.365	1:09.552	+0.682	24.732	17.795	27.025	9	17:54:32.679	1:08.565	+0.341	24.554	17.660	26.351
5	17:49:46.146	1:09.781	+0.911	25.581	17.817	26.383	10	17:55:41.215	1:08.536	+0.312	24.419	17.787	26.330
6	17:50:55.016	1:08.870		24.663	17.669	26.538	(643) Pascal MARSCHALL						
7	17:52:03.939	1:08.923	+0.053	24.934	17.668	26.321	1	17:45:16.672	1:16.200	+7.147	27.360	19.943	28.897
8	17:53:13.174	1:09.235	+0.365	25.045	17.803	26.387	2	17:46:26.621	1:09.949	+0.896	24.878	18.052	27.019
9	17:54:22.156	1:08.982	+0.112	24.694	17.774	26.514	3	17:47:36.303	1:09.682	+0.629	25.041	17.796	26.845
10	17:55:31.124	1:08.968	+0.098	24.699	17.753	26.516	4	17:48:45.836	1:09.533	+0.480	24.992	17.790	26.751
(629) Ferenc KANCARSAR							5	17:49:56.050	1:10.214	+1.161	25.736	17.663	26.815
1	17:45:11.975	1:12.136	+3.340	27.314	18.668	26.154	6	17:51:06.235	1:10.185	+1.132	24.915	18.458	26.812
2	17:46:20.832	1:08.857	+0.061	24.857	17.783	26.217	7	17:52:15.810	1:09.575	+0.522	24.909	17.711	26.955
3	17:47:30.031	1:09.199	+0.403	25.381	17.685	26.133	8	17:53:25.379	1:09.569	+0.516	25.102	17.750	26.717
4	17:48:40.504	1:10.473	+1.677	26.047	17.981	26.445	9	17:54:34.432	1:09.053		24.813	17.608	26.632
5	17:49:49.929	1:09.425	+0.629	25.083	18.152	26.190	10	17:55:43.929	1:09.497	+0.444	24.926	17.710	26.861
6	17:50:59.342	1:09.413	+0.617	25.034	17.963	26.416	(604) Patrick PEARCE						
7	17:52:09.519	1:10.177	+1.381	25.536	18.072	26.569	1	17:45:16.088	1:15.388	+6.650	27.600	19.994	27.794
8	17:53:19.135	1:09.616	+0.820	24.854	17.808	26.954	2	17:46:26.378	1:10.290	+1.552	25.191	18.289	26.810
9	17:54:27.931	1:08.796		24.806	17.793	26.197	3	17:47:35.756	1:09.378	+0.640	24.691	17.920	26.767
10	17:55:37.174	1:09.243	+0.447	25.017	17.786	26.440	4	17:48:46.104	1:10.348	+1.610	25.743	17.815	26.790
(601) Mathias DETIGE							5	17:49:56.540	1:10.436	+1.698	25.840	18.051	26.545
1	17:45:15.468	1:15.269	+6.666	27.328	20.400	27.541	6	17:51:05.397	1:08.857	+0.119	24.748	17.804	26.305
2	17:46:25.144	1:09.676	+1.073	25.101	17.916	26.659	7	17:52:14.135	1:08.738		24.682	17.613	26.443
3	17:47:34.113	1:08.969	+0.366	24.713	17.877	26.379	8	17:53:23.279	1:09.144	+0.406	24.727	17.748	26.669
4	17:48:43.354	1:09.241	+0.638	24.865	17.958	26.418	9	17:54:32.116	1:08.837	+0.099	24.638	17.699	26.500
5	17:49:52.173	1:08.819	+0.216	24.723	17.795	26.301	10	17:55:46.190	1:14.074	+5.336	24.620	17.756	31.698
6	17:51:02.026	1:09.853	+1.250	25.428	17.923	26.502	(719) Florent LAMBERT						
7	17:52:11.035	1:09.009	+0.406	25.029	17.833	26.147	1	17:45:15.910	1:15.174	+5.630	27.104	19.808	28.262
8	17:53:19.789	1:08.754	+0.151	24.957	17.717	26.080	2	17:46:26.002	1:10.092	+0.548	25.147	18.109	26.836
9	17:54:29.275	1:09.486	+0.883	25.229	17.991	26.266	3	17:47:35.546	1:09.544		24.745	17.929	26.870
10	17:55:37.878	1:08.603		24.753	17.801	26.049	4	17:48:45.725	1:10.179	+0.635	25.056	18.020	27.103
(638) Sean BABINGTON							5	17:49:57.272	1:11.547	+2.003	25.845	18.730	26.972
1	17:45:10.866	1:11.667	+2.647	27.717	17.858	26.092	6	17:51:06.927	1:09.655	+0.111	25.053	17.854	26.748
2	17:46:19.886	1:09.020		24.861	17.894	26.265	7	17:52:16.670	1:09.743	+0.199	25.108	17.982	26.653
3	17:47:29.894	1:10.008	+0.988	24.983	18.024	27.001	8	17:53:26.516	1:09.846	+0.302	24.939	18.045	26.862
4	17:48:39.182	1:09.288	+0.268	25.201	17.907	26.180	9	17:54:36.541	1:10.025	+0.481	25.120	18.003	26.902
5	17:49:48.982	1:09.800	+0.780	25.303	18.061	26.436	10	17:55:46.889	1:10.348	+0.804	25.056	17.982	27.310
6	17:50:58.192	1:09.210	+0.190	25.018	17.900	26.292	(649) Alexander ZENKIN						
7	17:52:08.940	1:10.748	+1.728	26.236	18.209	26.303	1	17:45:16.426	1:15.552	+5.717	27.368	19.852	28.332
8	17:53:19.484	1:10.544	+1.524	24.954	17.976	27.614	2	17:46:27.160	1:10.734	+0.899	25.761	18.172	26.801
9	17:54:29.617	1:10.133	+1.113	25.190	18.208	26.735	3	17:47:37.073	1:09.913	+0.078	25.151	18.015	26.747
10	17:55:38.959	1:09.342	+0.322	24.849	18.100	26.393	4	17:48:46.985	1:09.912	+0.077	25.124	18.095	26.693
(631) Barrie PULLINGER							5	17:49:57.645	1:10.660	+0.825	25.166	18.491	27.003
1	17:45:15.154	1:14.609	+5.743	27.117	19.761	27.731	6	17:51:07.633	1:09.988	+0.153	25.354	17.956	26.678
2	17:46:24.020	1:08.866		24.535	17.803	26.528	7	17:52:17.564	1:09.931	+0.096	25.164	18.005	26.762
3	17:47:33.248	1:09.228	+0.362	24.853	17.796	26.579	8	17:53:27.536	1:09.972	+0.137	25.149	18.011	26.812
4	17:48:42.635	1:09.387	+0.521	24.856	17.801	26.730	9	17:54:37.467	1:09.931	+0.096	25.113	18.113	26.705
							10	17:55:47.302	1:09.835		25.107	18.017	26.711

Timekeeping Ingrid and Meik Wagner:



Clerk of the course Nigel Edwards:

Steward (Chairman) Ian Watson:

Chief Scrutineer Paul Klaassen:

Licensed to: Motorsport Events



Rotax Euro Challenge 2013 Laghi / Italy

Rotax DD2

Laghi / Italy 1,256 Km

RACE 21 Qualifying Heat 5 A-C

2013-05-25 17:40

Race (10 Laps) started at 17:43:59

Lap	Time of Day	Lap Tm	Diff	S1 Tm	S2 Tm	S3 Tm	Lap	Time of Day	Lap Tm	Diff	S1 Tm	S2 Tm	S3 Tm
(652) Damien VUILLAUME							5	17:50:02.088	1:10.679	+0.715	25.447	18.185	27.047
1	17:45:17.444	1:16.609	+7.151	27.879	20.170	28.560	6	17:51:15.969	1:13.881	+3.917	25.451	18.394	30.036
2	17:46:28.088	1:10.644	+1.186	25.334	17.968	27.342	7	17:52:26.618	1:10.649	+0.685	25.330	18.278	27.041
3	17:47:38.316	1:10.228	+0.770	25.590	17.818	26.820	8	17:53:37.255	1:10.637	+0.673	25.369	18.189	27.079
4	17:48:48.462	1:10.146	+0.688	25.336	18.017	26.793	9	17:54:47.219	1:09.964	25.192	17.879	26.893	
5	17:49:58.414	1:09.952	+0.494	25.155	17.916	26.881	10	17:55:57.793	1:10.574	+0.610	25.221	18.205	27.148
6	17:51:08.052	1:09.638	+0.180	25.111	18.067	26.460	(645) Chris STERKEN						
7	17:52:18.128	1:10.076	+0.618	25.151	17.986	26.939	1	17:45:17.155	1:16.351	+5.962	28.079	19.786	28.486
8	17:53:28.098	1:09.970	+0.512	25.214	17.971	26.785	2	17:46:32.444	1:15.289	+4.900	26.872	18.516	29.901
9	17:54:38.319	1:10.221	+0.763	25.375	18.020	26.826	3	17:47:43.240	1:10.796	+0.407	25.333	18.333	27.130
10	17:55:47.777	1:09.458		25.237	17.688	26.533	4	17:48:54.264	1:11.024	+0.635	25.589	18.408	27.027
(622) Andreas BACKMAN							5	17:50:05.638	1:11.374	+0.985	25.482	18.385	27.507
1	17:45:17.417	1:17.726	+7.911	27.501	20.786	29.439	6	17:51:16.486	1:10.848	+0.459	25.465	18.191	27.192
2	17:46:28.280	1:10.863	+1.048	25.701	18.233	26.929	7	17:52:27.057	1:10.571	+0.182	25.472	17.990	27.109
3	17:47:38.692	1:10.412	+0.597	25.473	18.327	26.612	8	17:53:37.857	1:10.800	+0.411	25.263	18.197	27.340
4	17:48:49.222	1:10.530	+0.715	25.264	18.390	26.876	9	17:54:48.246	1:10.389		25.433	18.068	26.888
5	17:49:59.180	1:09.958	+0.143	25.137	18.019	26.802	10	17:55:58.798	1:10.552	+0.163	25.604	18.018	26.930
6	17:51:08.995	1:09.815		25.086	18.019	26.710	(623) Marcel STEINERT						
7	17:52:19.023	1:10.028	+0.213	25.198	18.138	26.692	1	17:45:18.478	1:16.882	+7.315	28.928	19.477	28.477
8	17:53:29.287	1:10.264	+0.449	24.985	18.131	27.148	2	17:46:31.989	1:13.511	+3.944	26.776	19.002	27.733
9	17:54:39.458	1:10.171	+0.356	25.069	17.992	27.110	3	17:47:43.640	1:11.651	+2.084	26.111	18.448	27.092
10	17:55:49.345	1:09.887	+0.072	25.167	17.944	26.776	4	17:48:54.846	1:11.206	+1.639	25.909	18.317	26.980
(624) Anna-Lisa DREYSPRING							5	17:50:06.261	1:11.415	+1.848	25.818	18.127	27.470
1	17:45:17.217	1:16.624	+6.817	28.022	19.861	28.741	6	17:51:17.484	1:11.223	+1.656	25.971	18.220	27.032
2	17:46:29.199	1:11.982	+2.175	26.682	18.272	27.028	7	17:52:28.551	1:11.067	+1.500	25.472	18.305	27.290
3	17:47:39.612	1:10.413	+0.606	25.395	18.129	26.889	8	17:53:39.497	1:10.946	+1.379	25.548	18.143	27.255
4	17:48:50.877	1:11.265	+1.458	25.707	18.503	27.055	9	17:54:49.932	1:10.435	+0.868	25.271	18.255	26.909
5	17:50:01.857	1:10.980	+1.173	25.367	18.297	27.316	10	17:55:59.499	1:09.567		24.947	17.902	26.718
6	17:51:12.674	1:10.817	+1.010	25.074	18.236	27.507	(641) Tom PYTTLIK						
7	17:52:23.018	1:10.344	+0.537	25.216	17.982	27.146	1	17:45:18.388	1:17.214	+6.426	29.254	19.124	28.836
8	17:53:33.290	1:10.272	+0.465	25.158	18.142	26.972	2	17:46:31.072	1:12.684	+1.896	25.753	19.114	27.817
9	17:54:43.125	1:09.835	+0.028	24.808	18.078	26.949	3	17:47:42.857	1:11.785	+0.997	26.083	18.497	27.205
10	17:55:52.932	1:09.807		24.874	17.972	26.961	4	17:48:53.996	1:11.139	+0.351	25.236	18.468	27.435
(642) Niklas OLSEN							5	17:50:05.291	1:11.295	+0.507	25.185	18.440	27.670
1	17:45:18.631	1:17.646	+7.765	30.224	19.571	27.851	6	17:51:17.045	1:11.754	+0.966	25.311	18.534	27.909
2	17:46:31.231	1:12.600	+2.719	26.305	18.698	27.597	7	17:52:28.424	1:11.379	+0.591	25.343	18.484	27.552
3	17:47:41.578	1:10.347	+0.466	25.507	18.222	26.618	8	17:53:39.212	1:10.788		25.093	18.379	27.316
4	17:48:52.077	1:10.499	+0.618	25.471	18.202	26.826	9	17:54:50.541	1:11.329	+0.541	25.301	18.873	27.155
5	17:50:02.815	1:10.738	+0.857	25.496	18.347	26.895	10	17:56:01.573	1:11.032	+0.244	25.407	18.404	27.221
6	17:51:13.348	1:10.533	+0.652	25.353	18.379	26.801	(777) Lourens VAN RENSBURG						
7	17:52:23.977	1:10.629	+0.748	25.699	18.303	26.627	1	17:45:20.183	1:18.642	+8.454	29.364	20.710	28.568
8	17:53:34.124	1:10.147	+0.266	25.240	18.234	26.673	2	17:46:37.772	1:17.589	+7.401	31.522	18.651	27.416
9	17:54:44.005	1:09.881		25.128	18.040	26.713	3	17:47:49.152	1:11.380	+1.192	25.738	18.491	27.151
10	17:55:54.177	1:10.172	+0.291	25.376	18.171	26.625	4	17:49:00.014	1:10.862	+0.674	25.573	18.439	26.850
(700) Christophe ADAMS							5	17:50:11.134	1:11.120	+0.932	25.592	18.461	27.067
1	17:45:18.478	1:17.410	+7.271	29.907	19.526	27.977	6	17:51:22.579	1:11.445	+1.257	25.522	18.593	27.330
2	17:46:30.686	1:12.208	+2.069	26.110	18.829	27.269	7	17:52:33.504	1:10.925	+0.737	25.690	18.567	26.668
3	17:47:41.231	1:10.545	+0.406	25.401	18.300	26.844	8	17:53:43.692	1:10.188		25.381	18.198	26.609
4	17:48:52.553	1:11.322	+1.183	26.283	18.213	26.826	9	17:54:54.381	1:10.689	+0.501	25.546	18.297	26.846
5	17:50:03.483	1:10.930	+0.791	25.599	18.372	26.959	10	17:56:05.022	1:10.641	+0.453	25.666	18.130	26.845
6	17:51:14.003	1:10.520	+0.381	25.440	18.255	26.825	(765) Sebastien PARMENTIER						
7	17:52:24.618	1:10.615	+0.476	25.398	18.527	26.690	1	17:45:19.340	1:17.385	+5.299	28.585	20.427	28.373
8	17:53:35.266	1:10.648	+0.509	25.392	18.428	26.828	2	17:46:32.769	1:13.429	+1.343	26.448	18.952	28.029
9	17:54:45.405	1:10.139		25.284	18.086	26.769	3	17:47:45.827	1:13.058	+0.972	26.268	19.033	27.757
10	17:55:55.709	1:10.304	+0.165	25.199	18.248	26.857	4	17:48:58.210	1:12.383	+0.297	26.102	18.701	27.580
(611) Erwin MONTFOORT							5	17:50:10.364	1:12.154	+0.068	25.943	18.318	27.893
1	17:45:17.691	1:16.360	+6.396	28.918	18.762	28.680	6	17:51:30.867	1:20.503	+8.417	25.478	18.552	36.473
2	17:46:30.186	1:12.495	+2.531	26.344	19.017	27.134	7	17:52:43.171	1:12.304	+0.218	25.999	18.580	27.725
3	17:47:40.836	1:10.650	+0.686	25.299	18.181	27.170	8	17:53:55.620	1:12.449	+0.363	25.748	18.574	28.127
4	17:48:51.409	1:10.573	+0.609	25.471	18.162	26.940	9	17:55:07.706	1:12.086		25.772	18.522	27.792
							10	17:56:21.354	1:13.648	+1.562	26.719	18.842	28.087



Rotax Euro Challenge 2013 Laghi / Italy

Rotax DD2

Laghi / Italy 1,256 Km

RACE 22 Qualifying Heat 6 B-D **-NEW-**

2013-05-25 18:00

Race (10 Laps) started at 18:05:24

Pos	No.	Name	Nat.	Chassis	Race Team	Laps	Total Tm	Diff	Best Tm	In Lap	km/h	Points
1	637	Alexandre FINKELSTEIN	FRA	Tonykart	MD Competition	10	11:35.385		1:08.940	4	65,587	0
2	661	Jordan LENNOX LAMB	GBR	CRG	CRG Spa	10	11:42.627	7.242	1:08.929	7	65,598	2
3	621	Martins STEINERTS	LVA	MS Kart	MS Kart Racing Team	10	11:45.178	9.793	1:09.460	9	65,096	3
4	608	Kevin LUDI	CHE	Birel	Spirit Racing	10	11:45.909	10.524	1:09.075	8	65,459	4
5	602	Miika LAIHO	FIN	Tonykart	MPT Racing	10	11:46.354	10.969	1:09.087	6	65,448	5
6	746	Dennis KROES	NLD	Praga	Team Kroes	10	11:47.409	12.024	1:09.028	10	65,504	6
7	735	Cristiano MORGADO	ZAF	Praga	Josh Hart Racing	10	11:49.712	14.327	1:08.697	10	65,819	7
8	653	Sandro LUKOVIC	AUT	Intrepid	Intrepid Driver Program	10	11:51.113	15.728	1:08.918	6	65,608	8
9	657	Manuel SCHEIBINGER	DEU	Tonykart	KSW Racing	10	11:52.686	17.301	1:09.848	7	64,735	9
10	725	Igor MUKHIN	RUS	Intrepid	Intrepid Driver Program	10	11:53.260	17.875	1:09.921	10	64,667	10
11	660	Maxi FLEISCHMANN	DEU	Mach 1	Mach 1	10	11:53.961	18.576	1:09.798	10	64,781	11
12	616	Antti RAMMO	EST	Tonykart	Aix Racing Team	10	11:57.376	21.991	1:09.026	8	65,506	12
13	766	Alessandro MANETTI	ITA	Praga	Josh Hart Racing	10	11:58.782	23.397	1:08.548	9	65,963	13
14	617	Luka KAMALI	DEU	CRG	TAD Racing	10	12:01.451	26.066	1:09.460	10	65,096	14
15	788	Euripides HATZISTEFANIS	ESP	Formula K	FK Racing Team AB Ltd	10	12:03.568	28.183	1:10.524	6	64,114	15
16	626	Andrey STEPANOV	RUS	Intrepid	Intrepid Driver Program	10	12:07.626	32.241	1:10.507	6	64,130	16
17	764	Chris GROEN	NLD	Kosmic	Team Kroes	10	12:08.944	33.559	1:10.495	7	64,141	17
18	662	Antonio PICCIONI	ITA	Rigetti Ridolfi	Gold Kart Racing Team	10	12:09.334	33.949	1:08.542	5	65,968	18
19	718	Tamsin GERMAIN	GBR	Gillard	DG Racing	10	12:11.890	36.505	1:11.232	8	63,477	19
20	676	Luke VAN RENSBURG	ZAF	Zanardi	CRG Holland	10	12:25.549	50.164	1:11.435	3	63,297	20

Not classified

DQ	628	Ben COOPER	CAN	Birel	KMS Europe	10	11:32.075	DQ	1:08.209	9	66,290	24
DQ	615	Marcel SCHIRMER	DEU	CRG	Kartsport Klimm	10	11:39.654	DQ	1:09.058	2	65,475	24

Announcements

These results are provisional until the conclusion of any judicial and technical matters

Started: 22 Classified: 20 Not classified: 2

No. 735 time penalty 10 sec. / reason unfair driving

No. 628 excluded from Heat B-D / reason technical non conformity

No. 615 excluded from Heat B-D / reason technical non conformity

Margin of Victory	Ø km/h	Best Lap Tm	km/h	Best Lap by
7.242	65,023	1:08.542	65,968	662 - Antonio PICCIONI

Official Timing www.camp-company.de / www.motorsport-events.se

Orbits

Timekeeping Ingrid and Meik Wagner:

Clerk of the course Nigel Edwards:

www.mylaps.com

Steward (Chairman) Ian Watson:

Chief Scrutineer Paul Klaassen:

Licensed to: Motorsport Events

Printed: 2013-05-25 19:46:21

posted at:

h



Rotax Euro Challenge 2013 Laghi / Italy

Rotax DD2


Laghi / Italy 1,256 Km

RACE 22 Qualifying Heat 6 B-D

2013-05-25 18:00

Race (10 Laps) started at 18:05:24

Lap	Time of Day	Lap Tm	Diff	S1 Tm	S2 Tm	S3 Tm	Lap	Time of Day	Lap Tm	Diff	S1 Tm	S2 Tm	S3 Tm
(628) Ben COOPER													
1	18:06:39.009	1:13.237	+5.028	28.163	18.255	26.819	5	18:11:22.120	1:10.449	+0.989	25.598	18.241	26.610
2	18:07:47.630	1:08.621	+0.412	24.796	17.676	26.149	6	18:12:31.810	1:09.690	+0.230	24.941	18.210	26.539
3	18:08:56.452	1:08.822	+0.613	24.914	18.018	25.890	7	18:13:41.417	1:09.607	+0.147	25.169	17.912	26.526
4	18:10:05.487	1:09.035	+0.826	25.071	18.040	25.924	8	18:14:51.073	1:09.656	+0.196	25.196	18.137	26.323
5	18:11:13.970	1:08.483	+0.274	24.604	17.878	26.001	9	18:16:00.533	1:09.460		25.026	18.026	26.408
6	18:12:22.692	1:08.722	+0.513	24.896	17.849	25.977	10	18:17:10.045	1:09.512	+0.052	25.016	17.864	26.632
7	18:13:31.278	1:08.586	+0.377	24.922	17.691	25.973	(608) Kevin LUDI						
8	18:14:39.845	1:08.567	+0.358	24.754	17.762	26.051	1	18:06:45.965	1:20.417	+11.342	26.055	27.514	26.848
9	18:15:48.054	1:08.209		24.654	17.811	25.744	2	18:07:56.011	1:10.046	+0.971	25.241	18.345	26.460
10	18:16:56.942	1:08.888	+0.679	24.811	17.971	26.106	3	18:09:05.893	1:09.882	+0.807	25.160	18.326	26.396
(637) Alexandre FINKELSTEIN													
1	18:06:35.833	1:10.685	+1.745	26.372	17.779	26.534	4	18:10:15.073	1:09.180	+0.105	24.687	18.042	26.451
2	18:07:45.246	1:09.413	+0.473	25.347	17.809	26.257	5	18:11:24.233	1:09.160	+0.085	24.931	17.844	26.385
3	18:08:54.920	1:09.674	+0.734	25.730	17.772	26.172	6	18:12:33.985	1:09.752	+0.677	25.528	17.981	26.243
4	18:10:03.860	1:08.940		25.022	17.776	26.142	7	18:13:43.106	1:09.121	+0.046	24.829	17.801	26.491
5	18:11:13.050	1:09.190	+0.250	25.099	17.797	26.294	8	18:14:52.181	1:09.075		24.931	17.963	26.181
6	18:12:23.305	1:10.255	+1.315	25.871	18.181	26.203	9	18:16:01.565	1:09.384	+0.309	24.836	17.948	26.600
7	18:13:32.385	1:09.080	+0.140	24.828	17.790	26.462	10	18:17:10.776	1:09.211	+0.136	24.781	17.932	26.498
8	18:14:41.811	1:09.426	+0.486	25.144	17.899	26.383	(602) Miika LAIHO						
9	18:15:50.808	1:08.997	+0.057	25.095	17.829	26.073	1	18:06:35.046	1:10.179	+1.092	25.460	18.233	26.486
10	18:17:00.252	1:09.444	+0.504	25.177	17.889	26.378	2	18:07:45.136	1:10.090	+1.003	25.099	18.322	26.669
(615) Marcel SCHIRMER													
1	18:06:38.203	1:11.736	+2.678	26.792	18.276	26.668	3	18:08:56.218	1:11.082	+1.995	26.205	18.724	26.153
2	18:07:47.261	1:09.058		24.787	17.917	26.354	4	18:10:05.918	1:09.700	+0.613	25.231	18.271	26.198
3	18:08:57.853	1:10.592	+1.534	24.903	18.824	26.865	5	18:11:15.846	1:09.928	+0.841	25.384	18.315	26.229
4	18:10:07.148	1:09.295	+0.237	24.967	17.979	26.349	6	18:12:24.933	1:09.087		24.860	18.139	26.088
5	18:11:16.910	1:09.762	+0.704	25.126	18.081	26.555	7	18:13:34.503	1:09.570	+0.483	25.222	18.142	26.206
6	18:12:26.214	1:09.304	+0.246	25.028	17.863	26.413	8	18:14:44.121	1:09.618	+0.531	25.171	18.017	26.430
7	18:13:36.026	1:09.812	+0.754	25.087	18.022	26.703	9	18:15:54.057	1:09.936	+0.849	25.266	18.178	26.492
8	18:14:45.323	1:09.297	+0.239	24.860	17.829	26.526	10	18:17:11.221	1:17.164	+8.077	25.119	18.095	33.950
9	18:15:54.706	1:09.383	+0.325	24.921	18.035	26.427	(746) Dennis KROES						
10	18:17:04.521	1:09.815	+0.757	25.051	17.996	26.768	1	18:06:41.819	1:14.519	+5.491	27.507	19.198	27.814
(735) Cristiano MORGADO													
1	18:06:37.275	1:10.940	+2.243	25.871	17.969	27.100	2	18:07:52.554	1:10.735	+1.707	25.434	18.535	26.766
2	18:07:46.376	1:09.101	+0.404	24.868	17.729	26.504	3	18:09:03.466	1:10.912	+1.884	25.753	18.187	26.972
3	18:08:55.420	1:09.044	+0.347	25.033	17.833	26.178	4	18:10:13.393	1:09.927	+0.899	25.170	18.145	26.612
4	18:10:04.590	1:09.170	+0.473	24.976	17.930	26.264	5	18:11:23.710	1:10.317	+1.289	25.064	18.218	27.035
5	18:11:13.404	1:08.814	+0.117	24.893	17.652	26.269	6	18:12:33.288	1:09.578	+0.550	25.111	17.979	26.488
6	18:12:22.308	1:08.904	+0.207	24.911	17.636	26.357	7	18:13:43.925	1:10.637	+1.609	25.485	18.267	26.885
7	18:13:31.870	1:09.562	+0.865	25.023	18.095	26.444	8	18:14:53.868	1:09.943	+0.915	25.254	18.090	26.599
8	18:14:40.794	1:08.924	+0.227	24.974	17.693	26.257	9	18:16:03.248	1:09.380	+0.352	25.018	18.004	26.358
9	18:15:55.882	1:15.088	+6.391	24.732	17.683	32.673	10	18:17:12.276	1:09.028		25.023	17.869	26.136
10	18:17:04.579	1:08.697		24.800	17.723	26.174	(653) Sandro LUKOVIC						
(661) Jordan LENNOX LAMB													
1	18:06:43.423	1:18.119	+9.190	26.114	18.331	33.674	1	18:06:45.483	1:19.884	+10.966	31.398	18.845	29.641
2	18:07:53.473	1:10.050	+1.121	24.935	18.370	26.745	2	18:07:57.189	1:11.706	+2.788	26.256	18.656	26.794
3	18:09:02.540	1:09.067	+0.138	24.687	17.818	26.562	3	18:09:07.536	1:10.347	+1.429	25.408	18.548	26.391
4	18:10:12.083	1:09.543	+0.614	24.991	18.190	26.362	4	18:10:17.604	1:10.068	+1.150	25.247	18.302	26.519
5	18:11:21.380	1:09.297	+0.368	25.021	17.881	26.395	5	18:11:27.301	1:09.697	+0.779	25.182	18.018	26.497
6	18:12:30.611	1:09.231	+0.302	24.827	18.024	26.380	6	18:12:36.219	1:08.918		24.835	17.709	26.374
7	18:13:39.540	1:08.929		24.781	17.818	26.330	7	18:13:45.959	1:09.740	+0.822	25.409	17.924	26.407
8	18:14:48.715	1:09.175	+0.246	24.801	17.859	26.515	8	18:14:56.028	1:10.069	+1.151	25.454	17.847	26.768
9	18:15:58.208	1:09.493	+0.564	24.894	18.039	26.560	9	18:16:06.287	1:10.259	+1.341	25.521	18.041	26.697
10	18:17:07.494	1:09.286	+0.357	24.973	17.885	26.428	10	18:17:15.980	1:09.693	+0.775	25.538	17.865	26.290
(621) Martins STEINERTS													
1	18:06:41.225	1:14.804	+5.344	29.159	18.745	26.900	(657) Manuel SCHEIBINGER						
2	18:07:52.235	1:11.010	+1.550	25.173	18.964	26.873	1	18:06:43.390	1:16.246	+6.398	29.043	19.513	27.690
3	18:09:01.969	1:09.734	+0.274	25.122	18.023	26.589	2	18:07:54.403	1:11.013	+1.165	25.557	18.630	26.826
4	18:10:11.671	1:09.702	+0.242	24.933	17.970	26.799	3	18:09:04.428	1:10.025	+0.177	25.118	18.017	26.890
							4	18:10:14.713	1:10.285	+0.437	25.457	18.023	26.805
							5	18:11:25.383	1:10.670	+0.822	25.464	18.363	26.843
							6	18:12:35.725	1:10.342	+0.494	25.300	18.023	27.019
							7	18:13:45.573	1:09.848		25.240	17.934	26.674
							8	18:14:55.771	1:10.198	+0.350	25.231	18.073	26.894
							9	18:16:06.053	1:10.282	+0.434	25.415	18.256	26.611
							10	18:17:17.553	1:11.500	+1.652	26.290	18.190	27.020

Timekeeping Ingrid and Meik Wagner:  Clerk of the course Nigel Edwards: www.mylaps.com
 Steward (Chairman) Ian Watson: Chief Scrutineer Paul Klaassen: Licensed to: Motorsport Events
 Printed: 2013-05-25 18:21:00 posted at: h Page 1/2

Rotax Euro Challenge 2013 Laghi / Italy

Rotax DD2 Laghi / Italy 1,256 Km
RACE 22 Qualifying Heat 6 B-D 2013-05-25 18:00

Race (10 Laps) started at 18:05:24

Lap	Time of Day	Lap Tm	Diff	S1 Tm	S2 Tm	S3 Tm	Lap	Time of Day	Lap Tm	Diff	S1 Tm	S2 Tm	S3 Tm
(725) Igor MUKHIN													
1	18:06:38.704	1:11.925	+2.004	26.358	18.315	27.252	5	18:11:33.397	1:10.528	+0.004	25.448	18.393	26.687
2	18:07:49.829	1:11.125	+1.204	25.360	18.271	27.494	6	18:12:43.921	1:10.524	25.263	18.508	26.753	
3	18:09:00.486	1:10.657	+0.736	25.268	18.421	26.968	7	18:13:54.977	1:11.056	+0.532	25.574	18.257	27.225
4	18:10:11.361	1:10.875	+0.954	25.394	18.458	27.023	8	18:15:06.630	1:11.653	+1.129	25.880	18.524	27.249
5	18:11:23.543	1:12.182	+2.261	26.057	18.470	27.655	9	18:16:17.561	1:10.931	+0.407	26.213	18.260	26.458
6	18:12:35.814	1:12.271	+2.350	26.225	18.510	27.536	10	18:17:28.435	1:10.874	+0.350	25.587	18.259	27.028
7	18:13:47.156	1:11.342	+1.421	26.060	18.391	26.891	(626) Andrey STEPANOV						
8	18:14:58.026	1:10.870	+0.949	25.604	18.172	27.094	1	18:06:42.523	1:15.058	+4.551	27.210	19.281	28.567
9	18:16:08.206	1:10.180	+0.259	25.483	17.929	26.768	2	18:07:55.592	1:13.069	+2.562	25.730	19.007	28.332
10	18:17:18.127	1:09.921	25.006	18.333	26.582		3	18:09:06.742	1:11.150	+0.643	25.534	18.544	27.072
(660) Maxi FLEISCHMANN													
1	18:06:42.837	1:16.011	+6.213	28.581	19.655	27.775	4	18:10:18.260	1:11.518	+1.011	25.681	18.398	27.439
2	18:07:54.936	1:12.099	+2.301	26.466	18.806	26.827	5	18:11:29.207	1:10.947	+0.440	25.414	18.380	27.153
3	18:09:06.191	1:11.255	+1.457	25.442	18.615	27.198	6	18:12:39.714	1:10.507	25.399	18.430	26.678	
4	18:10:17.052	1:10.861	+1.063	25.654	18.356	26.851	7	18:13:50.569	1:10.855	+0.348	25.248	18.744	26.863
5	18:11:27.981	1:10.929	+1.131	25.550	18.367	27.012	8	18:15:10.154	1:19.585	+9.078	31.911	20.481	27.193
6	18:12:38.548	1:10.567	+0.769	25.300	18.362	26.905	9	18:16:21.136	1:10.982	+0.475	25.438	18.170	27.374
7	18:13:48.613	1:10.065	+0.267	25.491	18.158	26.416	10	18:17:32.493	1:11.357	+0.850	25.348	18.340	27.669
8	18:14:59.073	1:10.460	+0.662	25.022	18.068	27.370	(764) Chris GROEN						
9	18:16:09.030	1:09.957	+0.159	25.260	18.110	26.587	1	18:06:44.141	1:16.606	+6.111	28.371	19.945	28.290
10	18:17:18.828	1:09.798		25.170	18.111	26.517	2	18:07:56.993	1:12.852	+2.357	26.453	18.474	27.925
(616) Antti RAMMO													
1	18:06:45.618	1:18.792	+9.766	27.598	18.894	32.300	3	18:09:09.534	1:12.541	+2.046	26.348	18.499	27.694
2	18:08:02.297	1:16.679	+7.653	25.761	24.271	26.647	4	18:10:25.729	1:16.195	+5.700	25.707	18.265	32.223
3	18:09:12.331	1:10.034	+1.008	25.181	18.274	26.579	5	18:11:37.709	1:11.980	+1.485	25.801	18.712	27.467
4	18:10:23.425	1:11.094	+2.068	25.139	18.737	27.218	6	18:12:49.580	1:11.871	+1.376	25.874	18.728	27.269
5	18:11:34.016	1:10.591	+1.565	25.437	18.060	27.094	7	18:14:00.075	1:10.495	25.480	18.103	26.912	
6	18:12:44.182	1:10.166	+1.140	25.353	18.098	26.715	8	18:15:11.231	1:11.156	+0.661	25.577	18.195	27.384
7	18:13:54.393	1:10.211	+1.185	25.980	17.841	26.390	9	18:16:23.128	1:11.897	+1.402	26.002	18.319	27.576
8	18:15:03.419	1:09.026	25.042	17.834	17.834	17.150	10	18:17:33.811	1:10.683	+0.188	25.344	18.264	27.075
9	18:16:12.799	1:09.380	+0.354	25.182	17.966	26.232	(662) Antonio PICCIONI						
10	18:17:22.243	1:09.444	+0.418	25.239	17.981	26.224	1	18:06:41.574	1:15.562	+7.020	28.688	19.330	27.544
(766) Alessandro MANETTI													
1	18:07:00.487	1:34.834	+26.286	26.271	18.624	49.939	2	18:08:22.945	1:41.371	+32.829	25.023	49.903	26.445
2	18:08:09.786	1:09.299	+0.751	24.762	18.116	26.421	3	18:09:32.205	1:09.260	+0.718	24.956	17.952	26.352
3	18:09:19.601	1:09.815	+1.267	25.137	18.149	26.529	4	18:10:41.310	1:09.105	+0.563	24.961	17.885	26.259
4	18:10:29.129	1:09.528	+0.980	24.976	17.997	26.555	5	18:11:49.852	1:08.542	24.822	17.649	26.071	
5	18:11:38.890	1:09.761	+1.213	24.878	18.169	26.714	6	18:12:58.627	1:08.775	+0.233	24.694	17.726	26.355
6	18:12:48.123	1:09.233	+0.685	24.789	18.087	26.357	7	18:14:07.443	1:08.816	+0.274	24.747	17.863	26.206
7	18:13:56.791	1:08.668	+0.120	24.702	17.738	26.228	8	18:15:16.213	1:08.770	+0.228	24.803	17.770	26.197
8	18:15:06.413	1:09.622	+1.074	24.862	18.126	26.634	9	18:16:24.972	1:08.759	+0.217	24.788	17.630	26.341
9	18:16:14.961	1:08.548	24.535	17.875	26.138		10	18:17:34.201	1:09.229	+0.687	25.280	17.640	26.309
10	18:17:23.649	1:08.688	+0.140	24.588	17.829	26.271	(718) Tamsin GERMAIN						
(617) Luka KAMALI													
1	18:06:56.317	1:30.280	+20.820	27.717	18.703	43.860	1	18:06:42.212	1:15.441	+4.209	27.638	19.198	28.605
2	18:08:06.263	1:09.946	+0.486	25.293	18.143	26.510	2	18:07:55.960	1:13.748	+2.516	25.839	19.387	28.522
3	18:09:16.108	1:09.845	+0.385	25.196	18.002	26.647	3	18:09:08.692	1:12.732	+1.500	26.376	18.553	27.803
4	18:10:26.144	1:10.036	+0.576	25.244	18.032	26.760	4	18:10:27.005	1:18.313	+7.081	25.740	18.612	33.961
5	18:11:36.495	1:10.351	+0.891	25.526	18.314	26.511	5	18:11:38.658	1:11.653	+0.421	25.684	18.405	27.564
6	18:12:46.049	1:09.554	+0.094	24.881	18.099	26.574	6	18:12:50.328	1:11.670	+0.438	26.004	18.384	27.282
7	18:13:55.925	1:09.876	+0.416	25.263	18.006	26.607	7	18:14:01.867	1:11.539	+0.307	25.670	18.457	27.412
8	18:15:07.008	1:11.083	+1.623	25.188	18.333	27.562	8	18:15:13.099	1:11.232	25.534	18.383	27.315	
9	18:16:16.858	1:09.850	+0.390	25.501	17.970	26.379	9	18:16:24.434	1:11.335	+0.103	25.622	18.364	27.349
10	18:17:26.318	1:09.460		25.131	17.834	26.495	10	18:17:36.757	1:12.323	+1.091	25.928	18.707	27.688
(788) Euripides HATZISTEFANIS													
1	18:06:44.034	1:16.192	+5.668	27.634	19.191	29.367	(676) Luke VAN RENSBURG						
2	18:08:00.719	1:16.685	+6.161	27.021	22.547	27.117	1	18:06:44.561	1:17.108	+5.673	27.685	20.239	29.184
3	18:09:11.742	1:11.023	+0.499	25.662	18.600	26.761	2	18:08:03.741	1:19.180	+7.745	26.601	24.744	27.835
4	18:10:22.869	1:11.127	+0.603	25.514	18.563	27.050	3	18:09:15.176	1:11.435	25.590	18.339	27.506	
(676) Luke VAN RENSBURG													
1	18:06:44.561	1:17.108	+5.673	27.685	20.239	29.184	4	18:10:27.977	1:12.801	+1.366	26.280	18.616	27.905
2	18:08:03.741	1:19.180	+7.745	26.601	24.744	27.835	5	18:11:39.705	1:11.728	+0.293	25.575	18.456	27.697
3	18:09:15.176	1:11.435	25.590	18.339	27.506		6	18:12:51.388	1:11.683	+0.248	25.765	18.335	27.583
4	18:10:27.977	1:12.801	+1.366	26.280	18.616	27.905	7	18:14:14.112	1:22.724	+11.289	36.305	18.848	27.571
5	18:11:39.705	1:11.728	+0.293	25.575	18.456	27.697	8	18:15:25.999	1:11.887	+0.452	25.724	18.537	27.626
6	18:12:51.388	1:11.683	+0.248	25.765	18.335	27.583	9	18:16:37.522	1:11.523	+0.088	25.663	18.232	27.628
7	18:14:14.112	1:22.724	+11.289	36.305	18.848	27.571	10	18:17:50.416	1:12.894	+1.459	26.317	18.754	27.823
8	18:15:25.999	1:11.887	+0.452	25.724	18.537	27.626							
9	18:16:37.522	1:11.523	+0.088	25.663	18.232	27.628							
10	18:17:50.416	1:12.894	+1.459	26.317	18.754	27.823							

Timekeeping Ingrid and Meik Wagner: Clerk of the course Nigel Edwards:



Rotax Euro Challenge 2013

Rotax Max DD2

Laghi / Italy

Ranking after Heats

Pos.	No.	Firstname	Lastname	Nat.	Chassis	Race Team	QP	Points	Diff.	A-B	C-D	B-C	A-D	A-C	B-D
1	663	Simas	JUODVIRŠIS	LTU	Energy	Energy Racing LT	9	0		0	--	--	0	0	--
2	603	Xen	DE RUWE	BEL	Formula K	FK Racing Team AB Ltd	1	6	-6	2	--	--	2	2	--
3	637	Alexandre	FINKELSTEIN	FRA	Tonykart	MD Competition	6	7	-7	3	--	4	--	--	0
4	629	Ferenc	KANCSAR	HUN	Birel	KMS Europe	7	9	-9	--	4	2	--	3	--
5	638	Sean	BABINGTON	GBR	Alonso	Dan Holland Racing	3	14	-14	--	2	0	--	12	--
6	608	Kevin	LUDI	CHE	Birel	Spirit Racing	10	14	-14	5	--	5	--	--	4
7	735	Cristiano	MORGADO	ZAF	Praga	Josh Hart Racing	22	14	-14	4	--	3	--	--	7
8	601	Mathias	DETIGE	BEL	MS Kart	Bouvin Power	15	17	-17	--	6	7	--	4	--
9	606	Lucas	ORROCK	GBR	Kosmic	Team Orrock	11	18	-18	--	3	9	--	6	--
10	602	Miika	LAIHO	FIN	Tonykart	MPT Racing	2	19	-19	6	--	8	--	--	5
11	604	Patrick	PEARCE	GBR	Tonykart	Tatum Racing	21	21	-21	7	--	--	6	8	--
12	653	Sandro	LUKOVIC	AUT	Intrepid	Intrepid Driver Program	8	24	-24	--	13	--	3	--	8
13	621	Martins	STEINERTS	LVA	MS Kart	MS Kart Racing Team	26	26	-26	9	--	14	--	--	3
14	662	Antonio	PICCIONI	ITA	Rigetti Ridolfi	Gold Kart Racing Team	16	27	-27	--	5	--	4	--	18
15	652	Damien	VUILLAUME	FRA	Flandria	Flandria Competition Kart	17	27	-27	8	--	--	8	11	--
16	631	Barrie	PULLINGER	GBR	Alonso	Dan Holland Racing	23	27	-27	--	11	11	--	5	--
17	643	Pascal	MARSCHALL	DEU	CRG	TAD Racing	19	28	-28	--	9	12	--	7	--
18	661	Jordan	LENNOX LAMB	GBR	CRG	CRG Spa	4	29	-29	--	7	--	20	--	2
19	746	Dennis	KROES	NLD	Praga	Team Kroes	36	29	-29	--	14	--	9	--	6
20	766	Alessandro	MANETTI	ITA	Praga	Josh Hart Racing	14	30	-30	11	--	6	--	--	13
21	628	Ben	COOPER	CAN	Birel	KMS Europe	12	31	-31	--	0	--	7	--	24
22	622	Andreas	BACKMAN	SWE	Tonykart	Strawberry Racing	5	33	-33	10	--	--	10	13	--
23	649	Alexander	ZENKIN	RUS	Intrepid	Intrepid Driver Program	27	35	-35	--	15	10	--	10	--
24	615	Marcel	SCHIRMER	DEU	CRG	Kartsport Klimm	20	37	-37	--	8	--	5	--	24
25	700	Christophe	ADAMS	FRA	Formula K	Sportkarting Formula K	29	39	-39	12	--	--	11	16	--
26	616	Antti	RAMMO	EST	Tonykart	Aix Racing Team	34	40	-40	15	--	13	--	--	12
27	624	Anna-Lisa	DREYSPRING	DEU	CRG	TAD Racing	13	41	-41	13	--	--	14	14	--
28	719	Florent	LAMBERT	GBR	Tonykart	Tatum Racing	39	43	-43	--	18	16	--	9	--

Position 1 -28 qualified for Prefinal

29	626	Andrey	STEPANOV	RUS	Intrepid	Intrepid Driver Program	40	44	-44	--	16	--	12	--	16
30	660	Maxi	FLEISCHMANN	DEU	Mach 1	Mach 1	28	45	-45	--	12	--	22	--	11
31	642	Niklas	OLSEN	DNK	Praga	Josh Hart Racing	31	45	-45	--	10	20	--	15	--
32	657	Manuel	SCHEIBINGER	DEU	Tonykart	KSW Racing	38	46	-46	20	--	17	--	--	9
33	645	Chris	STERKEN	NLD	CRG	CRG Holland	25	48	-48	17	--	--	13	18	--
34	617	Luka	KAMALI	DEU	CRG	TAD Racing	18	49	-49	14	--	21	--	--	14
35	611	Erwin	MONTFOORT	NLD	Gillard	Montfoort Motorsport	33	49	-49	16	--	--	16	17	--
36	725	Igor	MUKHIN	RUS	Intrepid	Intrepid Driver Program	30	50	-50	18	--	22	--	--	10
37	641	Tom	PYTTLIK	GBR	Alonso	Tom Pyttlik	35	52	-52	--	17	15	--	20	--
38	764	Chris	GROEN	NLD	Kosmic	Team Kroes	42	55	-55	19	--	19	--	--	17
39	718	Tamsin	GERMAIN	GBR	Gillard	DG Racing	24	56	-56	--	19	--	18	--	19
40	623	Marcel	STEINERT	DEU	Tonykart	KSW Racing	37	56	-56	22	--	--	15	19	--
41	676	Luke	VAN RENSBURG	ZAF	Zanardi	CRG Holland	32	58	-58	--	21	--	17	--	20
42	788	Euripides	HATZISTEFANIS	ESP	Formula K	FK Racing Team AB Ltd	44	58	-58	--	22	--	21	--	15

Announcements:

These results are provisional until the conclusion of any judicial and technical matters

Clerk of the course Nigel Edwards:

Stewards (Chairman) Ian Watson:

Timekeeping Ingrid/Meik Wagner:

Scrutineer Paul Klaassen:

Printed: 2013-05-25 19:50

Posted at: h



Rotax Euro Challenge 2013

Rotax Max DD2

Laghi / Italy

Ranking after Heats

Pos.	No.	Firstname	Lastname	Nat.	Chassis	Race Team	QP	Points	Diff.	A-B	C-D	B-C	A-D	A-C	B-D
43	777	Lourens	VAN RENSBURG	ZAF	Zanardi	CRG Holland	43	59	-59	--	20	18	--	21	--
44	765	Sebastien	PARMENTIER	FRA	Kosmic	Sonic Racing Kart	41	62	-62	21	--	--	19	22	--

Position 29-62 qualified for Second Chance Heat

Announcements:

----- These results are provisional until the conclusion of any judicial and technical matters -----

Clerk of the course Nigel Edwards:

Stewards (Chairman) Ian Watson:

Timekeeping Ingrid/Meik Wagner:

Scrutineer Paul Klaassen:

Printed: 2013-05-25 19:50

Posted at: h

Rotax Euro Challenge 2013
Class: Rotax Max DD2
Date/Time: 2013-05-26 10:10

Track: Laghi / Italy
Heat: Second Chance Heat
Laps: 10

Edition 1

33	17	34
31	16	32
29	15	30
27	14	28
25	13	26
23	12	24
21	11	22
19	10	20
17	9	18
Lourens VAN RENSBURG 777 Points 59 Quali Rank 43	8	Sebastien PARENTIER 765 Points 62 Quali Rank 41
15	7	16
Luke VAN RENSBURG 676 Points 58 Quali Rank 32	13	Euripides HATZISTEFANIS 788 Points 58 Quali Rank 44
11	6	14
Tamsin GERMAIN 718 Points 56 Quali Rank 24	5	12
9	5	10
Tom PYTTLIK 641 Points 52 Quali Rank 35	4	8
7	4	7
Erwin MONTFOORT 611 Points 49 Quali Rank 33	3	6
5	3	5
Chris STERKEN 645 Points 48 Quali Rank 25	2	4
3	2	3
Niklas OLSEN 642 Points 45 Quali Rank 31	1	2
1	1	1
Andrey STEPANOV 626 Points 44 Quali Rank 40	Row	2
Pole Position		

Clerk of the course Nigel Edwards:
Stewards (Chairman) Ian Watson:

Scrutineer Paul Klaassen:
Timekeeping Ingrid/Meik Wagner:



Rotax Euro Challenge 2013 Laghi / Italy

Rotax DD2

Laghi / Italy 1,256 Km

Warm up qualified 29-62

2013-05-26 09:00

Practice (5:00 Time) started at 9:00:00

Pos	No.	Name	Nat.	Chassis	Race Team	Laps	Best Tm	Diff	Gap In Lap	km/h
1	642	Niklas OLSEN	DNK	Praga	Josh Hart Racing	5	54.684			82,686
2	725	Igor MUKHIN	RUS	Intrepid	Intrepid Driver Program	5	55.088	0.404	0.404	82,080
3	611	Erwin MONTFOORT	NLD	Gillard	Montfoort Motorsport	5	55.194	0.510	0.106	81,922
4	645	Chris STERKEN	NLD	CRG	CRG Holland	5	55.621	0.937	0.427	81,293
5	788	Euripides HATZISTEFANIS	ESP	Formula K	FK Racing Team AB Ltd	4	56.595	1.911	0.974	79,894
6	660	Maxi FLEISCHMANN	DEU	Mach 1	Mach 1	4	57.263	2.579	0.668	78,962
7	764	Chris GROEN	NLD	Kosmic	Team Kroes	4	57.264	2.580	0.001	78,961
8	777	Lourens VAN RENSBURG	ZAF	Zanardi	CRG Holland	4	57.468	2.784	0.204	78,680
9	718	Tamsin GERMAIN	GBR	Gillard	DG Racing	4	57.484	2.800	0.016	78,658
10	676	Luke VAN RENSBURG	ZAF	Zanardi	CRG Holland	4	57.745	3.061	0.261	78,303
11	641	Tom PYTTLIK	GBR	Alonso	Tom Pyttlik	4	58.336	3.652	0.591	77,510
12	626	Andrey STEPANOV	RUS	Intrepid	Intrepid Driver Program	4	58.446	3.762	0.110	77,364
13	623	Marcel STEINERT	DEU	Tonykart	KSW Racing	4	59.007	4.323	0.561	76,628
14	765	Sebastien PARMENTIER	FRA	Kosmic	Sonic Racing Kart	4	59.484	4.800	0.477	76,014
15	617	Luka KAMALI	DEU	CRG	TAD Racing	2	1:02.309	7.625	2.825	72,567
16	657	Manuel SCHEIBINGER	DEU	Tonykart	KSW Racing	1	1:06.435	11.751	4.126	68,061

Timekeeping Ingrid and Meik Wagner:

Clerk of the course Nigel Edwards:

Steward (Chairman) Ian Watson:

Chief Scrutineer Paul Klaassen:

www.mylaps.com

Licensed to: Motorsport Events



Rotax Euro Challenge 2013 Laghi / Italy

Rotax DD2

Laghi / Italy 1,256 Km

Warm up qualified 29-62

2013-05-26 09:00

Practice (5:00 Time) started at 9:00:00

Lap	Time of Day	Lap Tm	Diff	S1 Tm	S2 Tm	S3 Tm
(642) Niklas OLSEN						
1	9:02:08.855	1:00.393	+5.709	22.234	15.424	22.735
2	9:03:06.145	57.290	+2.606	20.558	14.726	22.006
3	9:04:02.335	56.190	+1.506	20.012	14.401	21.777
4	9:04:57.475	55.140	+0.456	19.335	14.139	21.666
5	9:05:52.159	54.684		19.594	13.976	21.114

(725) Igor MUKHIN						
1	9:02:06.873	1:00.222	+5.134	21.890	15.709	22.623
2	9:03:04.638	57.765	+2.677	20.529	15.029	22.207
3	9:04:00.893	56.255	+1.167	19.618	14.813	21.824
4	9:04:56.439	55.546	+0.458	19.447	14.519	21.580
5	9:05:51.527	55.088		19.348	14.298	21.442

(611) Erwin MONTFOORT						
1	9:02:10.203	1:01.171	+5.977	22.683	15.321	23.167
2	9:03:08.113	57.910	+2.716	20.512	14.815	22.583
3	9:04:04.554	56.441	+1.247	19.616	14.749	22.076
4	9:05:00.229	55.675	+0.481	19.432	14.428	21.815
5	9:05:55.423	55.194		19.457	14.119	21.618

(645) Chris STERKEN						
1	9:02:08.718	1:00.439	+4.818	22.062	15.321	23.056
2	9:03:06.077	57.359	+1.738	20.353	14.750	22.256
3	9:04:02.926	56.849	+1.228	20.417	14.596	21.836
4	9:04:59.047	56.121	+0.500	19.370	14.848	21.903
5	9:05:54.668	55.621		19.361	14.139	22.121

(788) Euripides HATZISTEFANIS						
1	9:02:27.859	1:04.422	+7.827	24.016	16.174	24.232
2	9:03:29.625	1:01.766	+5.171	22.402	15.530	23.834
3	9:04:28.465	58.840	+2.245	21.245	14.928	22.667
4	9:05:25.060	56.595		20.278	14.390	21.927

(660) Maxi FLEISCHMANN						
1	9:02:16.317	1:02.268	+5.005	23.142	15.810	23.316
2	9:03:16.923	1:00.606	+3.343	20.507	15.466	24.633
3	9:04:14.347	57.424	+0.161	20.675	14.612	22.137
4	9:05:11.610	57.263		20.425	14.577	22.261

(764) Chris GROEN						
1	9:02:18.561	1:01.615	+4.351	22.676	15.739	23.200
2	9:03:18.362	59.801	+2.537	22.057	15.118	22.626
3	9:04:15.702	57.340	+0.076	20.818	14.474	22.048
4	9:05:12.966	57.264		20.046	14.729	22.489

(777) Lourens VAN RENSBURG						
1	9:02:17.489	1:04.222	+6.754	23.842	16.429	23.951
2	9:03:17.723	1:00.234	+2.766	21.509	15.474	23.251
3	9:04:15.191	57.468		20.607	14.528	22.333
4	9:05:12.703	57.512	+0.044	20.033	14.992	22.487

(718) Tamsin GERMAIN						
1	9:02:13.566	1:02.393	+4.909	22.311	15.799	24.283
2	9:03:13.406	59.840	+2.356	22.049	15.119	22.672
3	9:04:10.890	57.484		20.685	14.484	22.315
4	9:05:23.020	1:12.130	+14.646	35.386	14.685	22.059

(676) Luke VAN RENSBURG						
1	9:02:14.362	1:03.665	+5.920	23.693	16.215	23.757
2	9:03:14.072	59.710	+1.965	21.587	15.407	22.716
3	9:04:31.770	1:17.698	+19.953	39.733	15.523	22.442
4	9:05:29.515	57.745		20.471	15.154	22.120

(641) Tom PYTTLIK						
--------------------------	--	--	--	--	--	--

Lap	Time of Day	Lap Tm	Diff	S1 Tm	S2 Tm	S3 Tm
1	9:02:14.655	1:02.489	+4.153	22.545	16.151	23.793
2	9:03:15.512	1:00.857	+2.521	21.863	15.678	23.316
3	9:04:13.936	58.424	+0.088	20.937	14.945	22.542
4	9:05:12.272	58.336		20.695	15.194	22.447

(626) Andrey STEPANOV						
1	9:02:13.399	1:04.012	+5.566	23.514	15.949	24.549
2	9:03:14.975	1:01.576	+3.130	23.026	15.493	23.057
3	9:04:13.535	58.560	+0.114	21.214	14.947	22.399
4	9:05:11.981	58.446		20.859	14.845	22.742

(623) Marcel STEINERT						
1	9:02:23.154	1:06.516	+7.509	25.573	16.238	24.705
2	9:03:27.391	1:04.237	+5.230	24.067	15.887	24.283
3	9:04:27.914	1:00.523	+1.516	21.818	15.475	23.230
4	9:05:26.921	59.007		21.484	14.909	22.614

(765) Sebastien PARMENTIER						
1	9:02:11.720	1:03.306	+3.822	23.651	16.058	23.597
2	9:03:11.699	59.979	+0.495	21.772	15.527	22.680
3	9:04:21.384	1:09.685	+10.201	32.192	15.023	22.470
4	9:05:20.868	59.484		21.336	15.167	22.981

(617) Luka KAMALI						
1	9:02:33.303	1:04.207	+1.898	23.297	16.490	24.420
2	9:03:35.612	1:02.309		22.381	15.694	24.234

(657) Manuel SCHEIBINGER						
1	9:02:21.202	1:06.435		23.256	17.285	25.894



Rotax Euro Challenge 2013 Laghi / Italy

Rotax DD2

Laghi / Italy 1,256 Km

Warm up qualified 1-28

2013-05-26 09:30

Practice (5:00 Time) started at 9:30:00

Pos	No.	Name	Nat.	Chassis	Race Team	Laps	Best Tm	Diff	Gap In Lap	km/h
1	661	Jordan LENNOX LAMB	GBR	CRG	CRG Spa	5	49.713			90,954
2	603	Xen DE RUWE	BEL	Formula K	FK Racing Team AB Ltd	5	49.959	0.246	0.246	90,506
3	663	Simas JUODVIRSIS	LTU	Energy	Energy Racing LT	5	50.040	0.327	0.081	90,360
4	653	Sandro LUKOVIC	AUT	Intrepid	Intrepid Driver Program	5	50.109	0.396	0.069	90,235
5	631	Barrie PULLINGER	GBR	Alonso	Dan Holland Racing	5	50.127	0.414	0.018	90,203
6	638	Sean BABINGTON	GBR	Alonso	Dan Holland Racing	4	50.226	0.513	0.099	90,025
7	628	Ben COOPER	CAN	Birel	KMS Europe	5	50.266	0.553	0.040	89,953
8	637	Alexandre FINKELSTEIN	FRA	Tonykart	MD Competition	5	50.277	0.564	0.011	89,934
9	608	Kevin LUDI	CHE	Birel	Spirit Racing	5	50.313	0.600	0.036	89,869
10	601	Mathias DETIGE	BEL	MS Kart	Bouvin Power	4	50.324	0.611	0.011	89,850
11	602	Miika LAIHO	FIN	Tonykart	MPT Racing	4	50.375	0.662	0.051	89,759
12	652	Damien VUILLAUME	FRA	Flandria	Flandria Competition Kart	5	50.403	0.690	0.028	89,709
13	735	Cristiano MORGADO	ZAF	Praga	Josh Hart Racing	5	50.444	0.731	0.041	89,636
14	766	Alessandro MANETTI	ITA	Praga	Josh Hart Racing	5	50.445	0.732	0.001	89,634
15	629	Ferenc KANCSAR	HUN	Birel	KMS Europe	5	50.463	0.750	0.018	89,602
16	649	Alexander ZENKIN	RUS	Intrepid	Intrepid Driver Program	5	50.544	0.831	0.081	89,459
17	621	Martins STEINERTS	LVA	MS Kart	MS Kart Racing Team	5	50.548	0.835	0.004	89,452
18	719	Florent LAMBERT	GBR	Tonykart	Tatum Racing	5	50.609	0.896	0.061	89,344
19	604	Patrick PEARCE	GBR	Tonykart	Tatum Racing	5	50.617	0.904	0.008	89,330
20	643	Pascal MARSCHALL	DEU	CRG	TAD Racing	5	50.650	0.937	0.033	89,271
21	616	Antti RAMMO	EST	Tonykart	Aix Racing Team	5	50.736	1.023	0.086	89,120
22	606	Lucas ORROCK	GBR	Kosmic	Team Orrock	5	50.775	1.062	0.039	89,052
23	615	Marcel SCHIRMER	DEU	CRG	Kartsport Klimm	2	50.878	1.165	0.103	88,871
24	622	Andreas BACKMAN	SWE	Tonykart	Strawberry Racing	5	51.075	1.362	0.197	88,529
25	662	Antonio PICCIONI	ITA	Rigetti Ridolfi	Gold Kart Racing Team	5	51.080	1.367	0.005	88,520
26	624	Anna-Lisa DREYSRING	DEU	CRG	TAD Racing	5	51.180	1.467	0.100	88,347
27	746	Dennis KROES	NLD	Praga	Team Kroes	5	51.396	1.683	0.216	87,976
28	700	Christophe ADAMS	FRA	Formula K	Sportkarting Formula K	4	51.616	1.903	0.220	87,601



Rotax Euro Challenge 2013 Laghi / Italy

Rotax DD2

Laghi / Italy 1,256 Km

Warm up qualified 1-28

2013-05-26 09:30

Practice (5:00 Time) started at 9:30:00

Lap	Time of Day	Lap Tm	Diff	S1 Tm	S2 Tm	S3 Tm	Lap	Time of Day	Lap Tm	Diff	S1 Tm	S2 Tm	S3 Tm
(661) Jordan LENNOX LAMB													
1	9:32:16.407	51.704	+1.991	18.146	13.517	20.041	3	9:34:38.190	50.370	+0.046	17.565	13.184	19.621
2	9:33:07.191	50.784	+1.071	17.650	13.310	19.824	4	9:35:28.514	50.324		17.443	13.165	19.716
3	9:33:57.920	50.729	+1.016	17.424	13.198	20.107	(602) Miika LAIHO						
4	9:34:47.839	49.919	+0.206	17.285	13.134	19.500	1	9:32:33.012	52.853	+2.478	18.397	13.977	20.479
5	9:35:37.552	49.713		17.191	13.027	19.495	2	9:33:24.476	51.464	+1.089	17.813	13.635	20.016
(603) Xen DE RUWE													
1	9:31:52.388	52.508	+2.549	18.481	13.662	20.365	3	9:34:15.374	50.898	+0.523	17.595	13.418	19.885
2	9:32:43.490	51.102	+1.143	17.677	13.457	19.968	4	9:35:05.749	50.375		17.538	13.220	19.617
3	9:33:33.987	50.497	+0.538	17.457	13.300	19.740	(652) Damien VUILLAUME						
4	9:34:24.427	50.440	+0.481	17.519	13.304	19.617	1	9:32:01.207	53.127	+2.724	18.571	14.192	20.364
5	9:35:14.386	49.959		17.361	13.085	19.513	2	9:32:53.289	52.082	+1.679	18.424	13.491	20.167
(663) Simas JUODVIRISIS													
1	9:32:06.207	52.620	+2.580	18.440	14.081	20.099	3	9:33:44.346	51.057	+0.654	17.813	13.355	19.889
2	9:32:57.115	50.908	+0.868	17.706	13.466	19.736	4	9:34:34.946	50.600	+0.197	17.538	13.280	19.782
3	9:33:48.365	51.250	+1.210	17.559	13.979	19.712	5	9:35:25.349	50.403		17.557	13.342	19.504
4	9:34:38.628	50.263	+0.223	17.475	13.280	19.508	(735) Cristiano MORGADO						
5	9:35:28.668	50.040		17.384	13.225	19.431	1	9:31:51.030	52.836	+2.392	18.620	13.841	20.375
(653) Sandro LUKOVIC													
1	9:31:49.395	52.711	+2.602	18.603	13.889	20.219	2	9:32:42.643	51.613	+1.169	18.015	13.505	20.093
2	9:32:41.072	51.677	+1.568	18.066	13.684	19.927	3	9:33:33.739	51.096	+0.652	17.765	13.467	19.864
3	9:33:31.860	50.788	+0.679	17.626	13.389	19.773	4	9:34:25.191	51.452	+1.008	18.295	13.316	19.841
4	9:34:22.623	50.763	+0.654	17.547	13.602	19.614	5	9:35:15.635	50.444		17.522	13.310	19.612
5	9:35:12.732	50.109		17.411	13.202	19.496	(766) Alessandro MANETTI						
(631) Barrie PULLINGER													
1	9:32:08.217	52.300	+2.173	18.432	13.606	20.262	1	9:32:05.752	53.664	+3.219	18.942	14.386	20.336
2	9:32:59.361	51.144	+1.017	17.835	13.363	19.946	2	9:32:56.785	51.033	+0.588	17.737	13.391	19.905
3	9:33:49.940	50.579	+0.452	17.518	13.352	19.709	3	9:33:48.943	52.158	+1.713	17.657	14.329	20.172
4	9:34:40.956	51.016	+0.889	17.743	13.599	19.674	4	9:34:39.801	50.858	+0.413	17.664	13.207	19.987
5	9:35:31.083	50.127		17.341	13.192	19.594	5	9:35:30.246	50.445		17.498	13.209	19.738
(638) Sean BABINGTON													
1	9:33:00.428	52.491	+2.265	18.940	13.571	19.980	(629) Ferenc KANCSAR						
2	9:33:51.130	50.702	+0.476	17.544	13.475	19.683	1	9:31:57.746	55.084	+4.621	20.123	14.666	20.295
3	9:34:41.785	50.655	+0.429	17.327	13.365	19.963	2	9:32:49.027	51.281	+0.818	17.860	13.474	19.947
4	9:35:32.011	50.226		17.519	13.197	19.510	3	9:33:39.934	50.907	+0.444	17.579	13.524	19.804
(628) Ben COOPER													
1	9:32:01.563	52.437	+2.171	18.470	13.763	20.204	4	9:34:30.489	50.555	+0.092	17.565	13.257	19.733
2	9:32:52.709	51.146	+0.880	17.872	13.353	19.921	5	9:35:20.952	50.463		17.771	13.192	19.500
3	9:33:43.484	50.775	+0.509	17.717	13.281	19.777	(649) Alexander ZENKIN						
4	9:34:33.823	50.339	+0.073	17.434	13.157	19.748	1	9:31:54.291	53.918	+3.374	19.417	13.884	20.617
5	9:35:24.089	50.266		17.465	13.307	19.494	2	9:32:45.803	51.512	+0.968	17.906	13.592	20.014
(637) Alexandre FINKELSTEIN													
1	9:32:00.402	53.056	+2.779	18.524	14.079	20.453	3	9:33:37.531	51.728	+1.184	17.649	13.428	20.651
2	9:32:52.507	52.105	+1.828	18.166	13.934	20.005	4	9:34:28.526	50.995	+0.451	17.578	13.285	20.132
3	9:33:43.683	51.176	+0.899	17.672	13.379	20.125	5	9:35:19.070	50.544		17.399	13.445	19.700
4	9:34:34.035	50.352	+0.075	17.456	13.192	19.704	(621) Martins STEINERTS						
5	9:35:24.312	50.277		17.695	13.216	19.366	1	9:31:58.955	54.137	+3.589	19.483	14.077	20.577
(608) Kevin LUDI													
1	9:31:50.386	52.957	+2.644	18.364	13.891	20.702	2	9:32:50.951	51.996	+1.448	18.089	13.723	20.184
2	9:32:42.138	51.752	+1.439	18.003	13.503	20.246	3	9:33:42.291	51.340	+0.792	17.826	13.575	19.939
3	9:33:33.018	50.880	+0.567	17.574	13.358	19.948	4	9:34:33.023	50.732	+0.184	17.647	13.384	19.701
4	9:34:23.592	50.574	+0.261	17.521	13.331	19.722	5	9:35:23.571	50.548		17.662	13.291	19.595
5	9:35:13.905	50.313		17.394	13.225	19.694	(719) Florent LAMBERT						
(601) Mathias DETIGE													
1	9:32:56.237	53.517	+3.193	19.381	13.739	20.397	1	9:32:00.261	54.291	+3.682	19.017	14.271	21.003
2	9:33:47.820	51.583	+1.259	17.964	13.589	20.030	2	9:32:53.466	53.205	+2.596	18.193	14.172	20.840
(604) Patrick PEARCE													
1	9:32:02.860	52.954	+2.337	18.427	13.981	20.546	3	9:33:45.100	51.634	+1.025	17.923	13.896	19.815
2	9:32:54.961	52.101	+1.484	18.044	13.629	20.428	4	9:34:35.942	50.842	+0.233	17.794	13.485	19.563
3	9:33:46.299	51.338	+0.721	17.640	13.721	19.977	5	9:35:26.551	50.609		17.632	13.493	19.484
4	9:34:37.360	51.061	+0.444	17.685	13.437	19.939	(604) Patrick PEARCE						
5	9:35:27.977	50.617		17.625	13.327	19.665	1	9:32:02.860	52.954	+2.337	18.427	13.981	20.546
(643) Pascal MARSCHALL													

Timekeeping Ingrid and Meik Wagner:



Clerk of the course Nigel Edwards:

www.mylaps.com

Steward (Chairman) Ian Watson:

Chief Scrutineer Paul Klaassen:

Licensed to: Motorsport Events



Rotax Euro Challenge 2013 Laghi / Italy

Rotax DD2

Laghi / Italy 1,256 Km

Warm up qualified 1-28

2013-05-26 09:30

Practice (5:00 Time) started at 9:30:00

Lap	Time of Day	Lap Tm	Diff	S1 Tm	S2 Tm	S3 Tm	Lap	Time of Day	Lap Tm	Diff	S1 Tm	S2 Tm	S3 Tm
1	9:32:03.235	54.394	+3.744	19.208	13.950	21.236							
2	9:32:55.724	52.489	+1.839	18.093	13.585	20.811							
3	9:33:46.921	51.197	+0.547	17.972	13.367	19.858							
4	9:34:37.571	50.650		17.571	13.292	19.787							
5	9:35:28.272	50.701	+0.051	17.577	13.399	19.725							

(616) Antti RAMMO

1	9:31:53.844	53.155	+2.419	18.712	13.794	20.649
2	9:32:45.325	51.481	+0.745	18.031	13.473	19.977
3	9:33:36.637	51.312	+0.576	17.829	13.357	20.126
4	9:34:27.847	51.210	+0.474	17.868	13.362	19.980
5	9:35:18.583	50.736		17.652	13.285	19.799

(606) Lucas ORROCK

1	9:32:00.066	53.233	+2.458	18.509	14.006	20.718
2	9:32:51.929	51.863	+1.088	18.071	13.520	20.272
3	9:33:42.704	50.775		17.564	13.251	19.960
4	9:34:33.707	51.003	+0.228	17.641	13.205	20.157
5	9:35:24.843	51.136	+0.361	18.264	13.276	19.596

(615) Marcel SCHIRMER

1	9:34:16.267	54.357	+3.479	18.940	14.300	21.117
2	9:35:07.145	50.878		17.742	13.341	19.795

(622) Andreas BACKMAN

1	9:31:56.255	53.950	+2.875	19.118	14.530	20.302
2	9:32:48.292	52.037	+0.962	17.859	13.733	20.445
3	9:33:40.575	52.283	+1.208	18.109	13.938	20.236
4	9:34:31.841	51.266	+0.191	17.471	13.318	20.477
5	9:35:22.916	51.075		17.490	13.343	20.242

(662) Antonio PICCIONI

1	9:31:53.464	53.270	+2.190	18.776	13.834	20.660
2	9:32:45.163	51.699	+0.619	17.947	13.645	20.107
3	9:33:37.067	51.904	+0.824	17.665	13.893	20.346
4	9:34:28.147	51.080		17.573	13.418	20.089
5	9:35:20.593	52.446	+1.366	17.581	15.095	19.770

(624) Anna-Lisa DREYSPRING

1	9:32:13.415	53.456	+2.276	18.609	14.135	20.712
2	9:33:05.679	52.264	+1.084	18.040	13.563	20.661
3	9:33:58.420	52.741	+1.561	17.931	13.582	21.228
4	9:34:49.739	51.319	+0.139	17.858	13.404	20.057
5	9:35:40.919	51.180		17.825	13.373	19.982

(746) Dennis KROES

1	9:31:55.174	54.052	+2.656	19.023	14.412	20.617
2	9:32:47.407	52.233	+0.837	18.297	13.717	20.219
3	9:33:38.913	51.506	+0.110	17.933	13.505	20.068
4	9:34:30.309	51.396		17.835	13.552	20.009
5	9:35:22.058	51.749	+0.353	18.417	13.416	19.916

(700) Christophe ADAMS

1	9:32:55.564	55.558	+3.942	20.244	14.028	21.286
2	9:33:49.680	54.116	+2.500	18.567	14.966	20.583
3	9:34:41.744	52.064	+0.448	17.878	14.067	20.119
4	9:35:33.360	51.616		18.142	13.400	20.074



Rotax Euro Challenge 2013 Laghi / Italy

Rotax DD2

Laghi / Italy 1,256 Km

Second Chance Heat

2013-05-26 10:10

Race (10 Laps) started at 10:14:20

Pos	No.	Name	Nat.	Chassis	Race Team	Laps	Total Tm	Diff	Best Tm	In Lap	km/h	Points
1	642	Niklas OLSEN	DNK	Praga	Josh Hart Racing	10	8:21.417		49.695	10	90,987	0
2	725	Igor MUKHIN	RUS	Intrepid	Intrepid Driver Program	10	8:24.858	3.441	49.689	9	90,998	0
3	645	Chris STERKEN	NLD	CRG	CRG Holland	10	8:26.100	4.683	49.816	9	90,766	0
4	660	Maxi FLEISCHMANN	DEU	Mach 1	Mach 1	10	8:26.669	5.252	49.850	9	90,704	0
5	641	Tom PYTTLIK	GBR	Alonso	Tom Pyttlik	10	8:26.829	5.412	49.745	9	90,896	0
6	611	Erwin MONTFOORT	NLD	Gillard	Montfoort Motorsport	10	8:27.543	6.126	49.924	10	90,570	0
7	676	Luke VAN RENSBURG	ZAF	Zanardi	CRG Holland	10	8:27.934	6.517	49.478	8	91,386	0
8	626	Andrey STEPANOV	RUS	Intrepid	Intrepid Driver Program	10	8:34.915	13.498	50.125	10	90,206	0
9	617	Luka KAMALI	DEU	CRG	TAD Racing	10	8:35.982	14.565	49.541	9	91,270	0
10	623	Marcel STEINERT	DEU	Tonykart	KSW Racing	10	8:36.321	14.904	50.386	8	89,739	0
11	788	Euripides HATZISTEFANIS	ESP	Formula K	FK Racing Team AB Ltd	10	8:40.632	19.215	50.294	7	89,903	0
12	777	Lourens VAN RENSBURG	ZAF	Zanardi	CRG Holland	10	8:41.078	19.661	50.193	7	90,084	0
13	718	Tamsin GERMAIN	GBR	Gillard	DG Racing	9	8:31.734	1 Lap	49.422	5	91,490	0
14	764	Chris GROEN	NLD	Kosmic	Team Kroes	5	4:22.275	5 Laps	50.731	4	89,129	0
15	765	Sebastien PARMENTIER	FRA	Kosmic	Sonic Racing Kart	5	4:27.436	5 Laps	51.347	4	88,060	0
16	657	Manuel SCHEIBINGER	DEU	Tonykart	KSW Racing		0.112	10 Laps		0	-	0

Announcements

These results are provisional until the conclusion of any judicial and technical matters

Started: 16 Classified: 16 Not classified: 0

Margin of Victory	Ø km/h	Best Lap Tm	km/h	Best Lap by
3.441	90,176	49.422	91,490	718 - Tamsin GERMAIN

Official Timing www.camp-company.de / www.motorsport-events.se

Orbits

Timekeeping Ingrid and Meik Wagner:

Clerk of the course Nigel Edwards:

www.mylaps.com

Steward (Chairman) Ian Watson:

Chief Scrutineer Paul Klaassen:

Licensed to: Motorsport Events

Printed: 2013-05-26 10:24:45

posted at:

h



Rotax Euro Challenge 2013 Laghi / Italy

Rotax DD2

Laghi / Italy 1,256 Km

Second Chance Heat

2013-05-26 10:10

Race (10 Laps) started at 10:14:20

Lap	Time of Day	Lap Tm	Diff	S1 Tm	S2 Tm	S3 Tm
(642) Niklas OLSEN						
1	10:15:12.538	51.689	+1.994	18.629	13.428	19.632
2	10:16:02.972	50.434	+0.739	17.623	13.234	19.577
3	10:16:53.132	50.160	+0.465	17.431	13.236	19.493
4	10:17:43.238	50.106	+0.411	17.397	13.237	19.472
5	10:18:33.065	49.827	+0.132	17.320	13.140	19.367
6	10:19:23.071	50.006	+0.311	17.384	13.212	19.410
7	10:20:12.878	49.807	+0.112	17.380	13.096	19.331
8	10:21:02.653	49.775	+0.080	17.357	13.114	19.304
9	10:21:52.454	49.801	+0.106	17.358	13.185	19.258
10	10:22:42.149	49.695		17.332	13.145	19.218

Lap	Time of Day	Lap Tm	Diff	S1 Tm	S2 Tm	S3 Tm
(725) Igor MUKHIN						
1	10:15:14.187	53.153	+3.464	19.954	13.326	19.873
2	10:16:05.561	51.374	+1.685	18.226	13.508	19.640
3	10:16:55.795	50.234	+0.545	17.353	13.303	19.578
4	10:17:46.035	50.240	+0.551	17.313	13.600	19.327
5	10:18:36.328	50.293	+0.604	17.352	13.685	19.256
6	10:19:26.232	49.904	+0.215	17.310	13.314	19.280
7	10:20:16.274	50.042	+0.353	17.419	13.254	19.369
8	10:21:06.078	49.804	+0.115	17.441	13.173	19.190
9	10:21:55.767	49.689		17.285	13.103	19.301
10	10:22:45.590	49.823	+0.134	17.363	13.230	19.230

Lap	Time of Day	Lap Tm	Diff	S1 Tm	S2 Tm	S3 Tm
(645) Chris STERKEN						
1	10:15:13.611	52.666	+2.850	19.197	13.469	20.000
2	10:16:04.507	50.896	+1.080	17.842	13.274	19.780
3	10:16:55.368	50.861	+1.045	17.821	13.262	19.778
4	10:17:46.278	50.910	+1.094	17.579	13.835	19.496
5	10:18:36.732	50.454	+0.638	17.432	13.625	19.397
6	10:19:26.924	50.192	+0.376	17.387	13.301	19.504
7	10:20:16.798	49.874	+0.058	17.381	13.152	19.341
8	10:21:07.141	50.343	+0.527	17.381	13.330	19.632
9	10:21:56.957	49.816		17.347	13.192	19.277
10	10:22:46.832	49.875	+0.059	17.392	13.158	19.325

Lap	Time of Day	Lap Tm	Diff	S1 Tm	S2 Tm	S3 Tm
(660) Maxi FLEISCHMANN						
1	10:15:13.508	52.736	+2.886	19.192	13.467	20.077
2	10:16:04.441	50.933	+1.083	17.724	13.355	19.854
3	10:16:55.234	50.793	+0.943	17.760	13.256	19.777
4	10:17:45.773	50.539	+0.689	17.434	13.315	19.790
5	10:18:37.169	51.396	+1.546	17.435	14.375	19.586
6	10:19:27.106	49.937	+0.087	17.274	13.184	19.479
7	10:20:17.079	49.973	+0.123	17.393	13.125	19.455
8	10:21:07.440	50.361	+0.511	17.286	13.224	19.851
9	10:21:57.290	49.850		17.258	13.139	19.453
10	10:22:47.401	50.111	+0.261	17.371	13.254	19.486

Lap	Time of Day	Lap Tm	Diff	S1 Tm	S2 Tm	S3 Tm
(641) Tom PYTTLIK						
1	10:15:16.977	55.788	+6.043	21.255	13.698	20.835
2	10:16:07.734	50.757	+1.012	17.817	13.404	19.536
3	10:16:58.133	50.399	+0.654	17.696	13.259	19.444
4	10:17:48.003	49.870	+0.125	17.412	13.229	19.229
5	10:18:37.958	49.955	+0.210	17.269	13.117	19.569
6	10:19:28.265	50.307	+0.562	17.399	13.158	19.750
7	10:20:18.037	49.772	+0.027	17.318	13.061	19.393
8	10:21:08.003	49.966	+0.221	17.415	13.102	19.449
9	10:21:57.748	49.745		17.346	13.173	19.226
10	10:22:47.561	49.813	+0.068	17.393	13.145	19.275

Lap	Time of Day	Lap Tm	Diff	S1 Tm	S2 Tm	S3 Tm
(611) Erwin MONTFOORT						
1	10:15:14.006	53.002	+3.078	19.318	13.511	20.173
2	10:16:04.930	50.924	+1.000	17.715	13.449	19.760
3	10:16:56.089	51.159	+1.235	17.743	13.408	20.008
4	10:17:46.802	50.713	+0.789	17.706	13.434	19.573

Lap	Time of Day	Lap Tm	Diff	S1 Tm	S2 Tm	S3 Tm
5	10:18:37.346	50.544	+0.620	17.612	13.351	19.581
6	10:19:27.272	49.926	+0.002	17.423	13.172	19.331
7	10:20:17.378	50.106	+0.182	17.461	13.192	19.453
8	10:21:08.263	50.885	+0.961	17.359	13.171	20.355
9	10:21:58.351	50.088	+0.164	17.478	13.209	19.401
10	10:22:48.275	49.924		17.350	13.127	19.447

Lap	Time of Day	Lap Tm	Diff	S1 Tm	S2 Tm	S3 Tm
(676) Luke VAN RENSBURG						
1	10:15:17.800	56.362	+6.884	21.631	14.345	20.386
2	10:16:09.454	51.654	+2.176	18.658	13.398	19.598
3	10:16:59.506	50.052	+0.574	17.505	13.115	19.432
4	10:17:49.420	49.914	+0.436	17.377	13.191	19.346
5	10:18:39.147	49.727	+0.249	17.337	13.018	19.372
6	10:19:29.379	50.232	+0.754	17.442	13.340	19.450
7	10:20:19.655	50.276	+0.798	17.406	13.259	19.611
8	10:21:09.133	49.478		17.177	13.000	19.301
9	10:21:58.754	49.621	+0.143	17.314	13.084	19.223
10	10:22:48.666	49.912	+0.434	17.367	13.212	19.333

Lap	Time of Day	Lap Tm	Diff	S1 Tm	S2 Tm	S3 Tm
(626) Andrey STEPANOV						
1	10:15:13.862	53.130	+3.005	19.043	13.531	20.556
2	10:16:05.883	52.021	+1.896	18.403	13.549	20.069
3	10:16:56.790	50.907	+0.782	17.638	13.363	19.906
4	10:17:47.254	50.464	+0.339	17.455	13.338	19.671
5	10:18:37.559	50.305	+0.180	17.448	13.332	19.525
6	10:19:32.587	55.028	+4.903	17.519	13.195	24.314
7	10:20:24.730	52.143	+2.018	17.748	13.716	20.679
8	10:21:15.289	50.559	+0.434	17.590	13.469	19.500
9	10:22:05.522	50.233	+0.108	17.424	13.234	19.575
10	10:22:55.647	50.125		17.406	13.223	19.496

Lap	Time of Day	Lap Tm	Diff	S1 Tm	S2 Tm	S3 Tm
(617) Luka KAMALI						
1	10:15:17.537	56.584	+7.043	21.076	13.863	21.645
2	10:16:11.822	54.285	+4.744	19.826	13.946	20.513
3	10:17:02.209	50.387	+0.846	17.551	13.368	19.468
4	10:17:53.188	50.979	+1.438	17.447	13.839	19.693
5	10:18:43.074	49.886	+0.345	17.403	13.083	19.400
6	10:19:33.190	50.116	+0.575	17.623	13.192	19.301
7	10:20:24.676	51.486	+1.945	17.304	13.380	20.802
8	10:21:17.142	52.466	+2.925	19.558	13.538	19.370
9	10:22:06.683	49.541		17.291	13.194	19.056
10	10:22:56.714	50.031	+0.490	17.346	13.390	19.295

Lap	Time of Day	Lap Tm	Diff	S1 Tm	S2 Tm	S3 Tm
(623) Marcel STEINERT						
1	10:15:18.599	57.392	+7.006	21.980	14.899	20.513
2	10:16:10.577	51.978	+1.592	18.452	13.464	20.062
3	10:17:01.872	51.295	+0.909	17.773	13.462	20.060
4	10:17:53.439	51.567	+1.181	17.710	14.006	19.851
5	10:18:44.171	50.732	+0.346	17.670	13.351	19.711
6	10:19:34.685	50.514	+0.128	17.525	13.249	19.740
7	10:20:25.177	50.492	+0.106	17.568	13.351	19.573
8	10:21:15.563	50.386		17.663	13.283	19.440
9	10:22:06.324	50.761	+0.375	17.475	13.735	19.551
10	10:22:57.053	50.729	+0.343	17.522	13.666	19.541

Lap	Time of Day	Lap Tm	Diff	S1 Tm	S2 Tm	S3 Tm
(788) Euripides HATZISTEFANIS						
1	10:15:19.310	57.878	+7.584	21.972	15.345	20.561
2	10:16:12.156	52.846	+2.552	18.433	13.820	20.593
3	10:17:02.991	50.835	+0.541	17.554	13.465	19.816
4	10:17:54.016	51.025	+0.731	17.750	13.409	19.866
5	10:18:45.187	51.171	+0.877	18.169	13.522	19.480
6	10:19:36.248	51.061	+0.767	18.062	13.391	19.608
7	10:20:26.542	50.294		17.576	13.274	19.444
8	10:21:17.807	51.265	+0.971	17.792	13.848	19.625
9	10:22:09.816	52.009	+1.715	18.336	13.769	19.904
10	10:23:01.364	51.548	+1.254	18.141	13.617	19.790



Rotax Euro Challenge 2013 Laghi / Italy

Rotax DD2

Laghi / Italy 1,256 Km

Second Chance Heat

2013-05-26 10:10

Race (10 Laps) started at 10:14:20

Lap	Time of Day	Lap Tm	Diff	S1 Tm	S2 Tm	S3 Tm	Lap	Time of Day	Lap Tm	Diff	S1 Tm	S2 Tm	S3 Tm
(777) Lourens VAN RENSBURG													
1	10:15:18.963	56.913	+6.720	21.533	14.708	20.672							
2	10:16:12.679	53.716	+3.523	18.664	14.361	20.691							
3	10:17:03.691	51.012	+0.819	17.922	13.434	19.656							
4	10:17:54.375	50.684	+0.491	17.717	13.301	19.666							
5	10:18:44.723	50.348	+0.155	17.600	13.258	19.490							
6	10:19:35.675	50.952	+0.759	17.621	13.688	19.643							
7	10:20:25.868	50.193		17.457	13.362	19.374							
8	10:21:18.089	52.221	+2.028	18.331	14.327	19.563							
9	10:22:09.522	51.433	+1.240	17.851	13.723	19.859							
10	10:23:01.810	52.288	+2.095	18.221	14.017	20.050							
(718) Tamsin GERMAIN													
1	10:15:17.389	56.083	+6.661	21.306	13.797	20.980							
2	10:16:08.510	51.121	+1.699	18.012	13.342	19.767							
3	10:16:58.842	50.332	+0.910	17.606	13.252	19.474							
4	10:17:48.849	50.007	+0.585	17.347	13.312	19.348							
5	10:18:38.271	49.422		17.111	13.034	19.277							
6	10:20:20.482	1:42.211	+52.789	17.305	13.333	1:11.573							
7	10:21:11.621	51.139	+1.717	18.161	13.283	19.695							
8	10:22:01.984	50.363	+0.941	17.476	13.354	19.533							
9	10:22:52.466	50.482	+1.060	17.465	13.505	19.512							
(764) Chris GROEN													
1	10:15:17.335	56.222	+5.491	20.709	14.132	21.381							
2	10:16:10.254	52.919	+2.188	19.469	13.554	19.896							
3	10:17:01.384	51.130	+0.399	17.815	13.541	19.774							
4	10:17:52.115	50.731		17.696	13.354	19.681							
5	10:18:43.007	50.892	+0.161	17.812	13.325	19.755							
(765) Sebastien PARMENTIER													
1	10:15:18.374	56.805	+5.458	21.379	14.332	21.094							
2	10:16:12.534	54.160	+2.813	18.815	14.635	20.710							
3	10:17:04.777	52.243	+0.896	18.088	14.078	20.077							
4	10:17:56.124	51.347		17.623	13.737	19.987							
5	10:18:48.168	52.044	+0.697	17.589	14.530	19.925							

Timekeeping Ingrid and Meik Wagner:

Clerk of the course Nigel Edwards:

Steward (Chairman) Ian Watson:

Chief Scrutineer Paul Klaassen:

Licensed to: Motorsport Events

www.mylaps.com

Rotax Euro Challenge 2013
 Class: Rotax Max DD2
 Date/Time: 2013-05-26 11:30

Track: Laghi / Italy
 Heat: Prefinal
 Laps: 13

Edition 1

Tom PYTTLIK	641	2nd Chance 5	17	Erwin MONTFOORT	611	2nd Chance 6
	33				34	
Chris STERKEN	645	2nd Chance 3	16	Maxi FLEISCHMANN	660	2nd Chance 4
	31				32	
Niklas OLSEN	642	2nd Chance 1	15	Igor MUKHIN	725	2nd Chance 2
	29				30	
Anna-Lisa DREYSPRING	624	Points 41 Quali Rank 13	14	Florent LAMBERT	719	Points 43 Quali Rank 39
	27				28	
Christophe ADAMS	700	Points 39 Quali Rank 29	13	Antti RAMMO	616	Points 40 Quali Rank 34
	25				26	
Alexander ZENKIN	649	Points 35 Quali Rank 27	12	Marcel SCHIRMER	615	Points 37 Quali Rank 20
	23				24	
Ben COOPER	628	Points 31 Quali Rank 12	11	Andreas BACKMAN	622	Points 33 Quali Rank 5
	21				22	
Dennis KROES	746	Points 29 Quali Rank 36	10	Alessandro MANETTI	766	Points 30 Quali Rank 14
	19				20	
Pascal MARSCHALL	643	Points 28 Quali Rank 19	9	Jordan LENNOX LAMB	661	Points 29 Quali Rank 4
	17				18	
Damien VUILLAUME	652	Points 27 Quali Rank 17	8	Barrie PULLINGER	631	Points 27 Quali Rank 23
	15				16	
Martins STEINERTS	621	Points 26 Quali Rank 26	7	Antonio PICCIONI	662	Points 27 Quali Rank 16
	13				14	
Patrick PEARCE	604	Points 21 Quali Rank 21	6	Sandro LUKOVIC	653	Points 24 Quali Rank 8
	11				12	
Lucas ORROCK	606	Points 18 Quali Rank 11	5	Miika LAIHO	602	Points 19 Quali Rank 2
	9				10	
Cristiano MORGADO	735	Points 14 Quali Rank 22	4	Mathias DETIGE	601	Points 17 Quali Rank 15
	7				8	
Sean BABINGTON	638	Points 14 Quali Rank 3	3	Kevin LUDI	608	Points 14 Quali Rank 10
	5				6	
Alexandre FINKELSTEIN	637	Points 7 Quali Rank 6	2	Ferenc KANCSAR	629	Points 9 Quali Rank 7
	3				4	
Simas JUODVIRSIS	663	Points 0 Quali Rank 9	1	Xen DE RUWE	603	Points 6 Quali Rank 1
	1		Row		2	

Pole Position

Clerk of the course Nigel Edwards:
 Stewards (Chairman) Ian Watson:

Scrutineer Paul Klaassen:
 Timekeeping Ingrid/Meik Wagner:



Rotax Euro Challenge 2013 Laghi / Italy

Rotax DD2

Laghi / Italy 1,256 Km

Pre-Final

2013-05-26 11:30

Race (13 Laps) started at 11:32:33

Pos	No.	Name	Nat.	Chassis	Race Team	Laps	Total Tm	Diff	Best Tm	In Lap	km/h	Points
1	603	Xen DE RUWE	BEL	Formula K	FK Racing Team AB Ltd	13	10:38.601		48.799	10	92,658	34
2	663	Simas JUODVIRISIS	LTU	Energy	Energy Racing LT	13	10:43.221	4.620	48.986	5	92,304	33
3	629	Ferenc KANCSAR	HUN	Birel	KMS Europe	13	10:43.366	4.765	48.850	12	92,561	32
4	606	Lucas ORROCK	GBR	Kosmic	Team Orrock	13	10:43.473	4.872	48.933	11	92,404	31
5	638	Sean BABINGTON	GBR	Alonso	Dan Holland Racing	13	10:43.975	5.374	48.848	7	92,565	30
6	602	Miika LAIHO	FIN	Tonykart	MPT Racing	13	10:44.075	5.474	48.682	9	92,880	29
7	601	Mathias DETIGE	BEL	MS Kart	Bouvin Power	13	10:44.660	6.059	48.849	12	92,563	28
8	637	Alexandre FINKELSTEIN	FRA	Tonykart	MD Competition	13	10:44.964	6.363	48.913	12	92,442	27
9	661	Jordan LENNOX LAMB	GBR	CRG	CRG Spa	13	10:45.047	6.446	48.529	7	93,173	26
10	608	Kevin LUDI	CHE	Birel	Spirit Racing	13	10:45.472	6.871	49.134	9	92,026	25
11	628	Ben COOPER	CAN	Birel	KMS Europe	13	10:46.080	7.479	48.781	6	92,692	24
12	662	Antonio PICCIONI	ITA	Rigetti Ridolfi	Gold Kart Racing Team	13	10:46.562	7.961	48.884	12	92,497	23
13	766	Alessandro MANETTI	ITA	Praga	Josh Hart Racing	13	10:47.489	8.888	48.813	9	92,631	22
14	604	Patrick PEARCE	GBR	Tonykart	Tatum Racing	13	10:48.151	9.550	48.952	9	92,368	21
15	653	Sandro LUKOVIC	AUT	Intrepid	Intrepid Driver Program	13	10:49.282	10.681	48.990	10	92,296	20
16	735	Cristiano MORGADO	ZAF	Praga	Josh Hart Racing	13	10:49.922	11.321	49.136	9	92,022	19
17	643	Pascal MARSCHALL	DEU	CRG	TAD Racing	13	10:50.309	11.708	48.885	12	92,495	18
18	622	Andreas BACKMAN	SWE	Tonykart	Strawberry Racing	13	10:50.924	12.323	48.724	11	92,800	17
19	652	Damien VUILLAUME	FRA	Flandria	Flandria Competition Kart	13	10:53.072	14.471	48.897	10	92,472	16
20	631	Barrie PULLINGER	GBR	Alonso	Dan Holland Racing	13	10:53.974	15.373	49.084	6	92,120	15
21	615	Marcel SCHIRMER	DEU	CRG	Kartsport Klimm	13	10:54.358	15.757	49.299	6	91,718	14
22	746	Dennis KROES	NLD	Praga	Team Kroes	13	10:57.583	18.982	49.458	8	91,423	13
23	616	Antti RAMMO	EST	Tonykart	Aix Racing Team	13	10:57.694	19.093	49.446	12	91,445	12
24	645	Chris STERKEN	NLD	CRG	CRG Holland	13	10:58.135	19.534	49.246	9	91,817	11
25	700	Christophe ADAMS	FRA	Formula K	Sportkarting Formula K	13	10:58.897	20.296	49.388	13	91,553	10
26	641	Tom PYTTLIK	GBR	Alonso	Tom Pyttlik	13	10:59.656	21.055	49.331	9	91,658	9
27	611	Erwin MONTFOORT	NLD	Gillard	Montfoort Motorsport	13	11:02.284	23.683	49.559	12	91,237	8
28	660	Maxi FLEISCHMANN	DEU	Mach 1	Mach 1	13	11:02.701	24.100	49.643	13	91,082	7
29	719	Florent LAMBERT	GBR	Tonykart	Tatum Racing	13	11:03.904	25.303	49.931	6	90,557	6
30	624	Anna-Lisa DREYSPRING	DEU	CRG	TAD Racing	13	11:18.167	39.566	49.502	11	91,342	5
31	725	Igor MUKHIN	RUS	Intrepid	Intrepid Driver Program	12	11:09.220	1 Lap	50.483	11	89,567	4
32	621	Martins STEINERTS	LVA	MS Kart	MS Kart Racing Team	6	5:19.338	7 Laps	50.297	2	89,898	3
33	649	Alexander ZENKIN	RUS	Intrepid	Intrepid Driver Program		2.948	13 Laps		0	-	2
34	642	Niklas OLSEN	DNK	Praga	Josh Hart Racing		4.122	13 Laps		0	-	1

Announcements

These results are provisional until the conclusion of any judicial and technical matters

Started: 34 Classified: 34 Not classified: 0

Margin of Victory	Ø km/h	Best Lap Tm	km/h	Best Lap by
4.620	92,046	48.529	93,173	661 - Jordan LENNOX LAMB

Official Timing www.camp-company.de / www.motorsport-events.se

Orbits

Timekeeping Ingrid and Meik Wagner:

Clerk of the course Nigel Edwards:

www.mylaps.com

Steward (Chairman) Ian Watson:

Chief Scrutineer Paul Klaassen:

Licensed to: Motorsport Events

Printed: 2013-05-26 11:47:33

posted at:

h



rgmmc.com



#MOJO



Rotax Euro Challenge 2013 Laghi / Italy

Rotax DD2

Laghi / Italy 1,256 Km

Pre-Final

2013-05-26 11:30

Race (13 Laps) started at 11:32:33

Lap	Time of Day	Lap Tm	Diff	S1 Tm	S2 Tm	S3 Tm	Lap	Time of Day	Lap Tm	Diff	S1 Tm	S2 Tm	S3 Tm
(603) Xen DE RUWE							5	11:36:43.805	49.061	+0.213	17.105	12.987	18.969
1	11:33:24.177	50.727	+1.928	18.249	13.229	19.249	6	11:37:32.767	48.962	+0.114	17.052	12.999	18.911
2	11:34:13.885	49.708	+0.909	17.249	13.265	19.194	7	11:38:21.615	48.848		17.028	12.966	18.854
3	11:35:03.226	49.341	+0.542	17.199	13.065	19.077	8	11:39:10.480	48.865	+0.017	16.999	12.969	18.897
4	11:35:52.226	49.000	+0.201	17.069	12.944	18.987	9	11:40:00.221	49.741	+0.893	17.057	13.261	19.423
5	11:36:41.260	49.034	+0.235	17.010	12.988	19.036	10	11:40:49.468	49.247	+0.399	17.370	12.961	18.916
6	11:37:30.092	48.832	+0.033	16.979	12.948	18.905	11	11:41:38.630	49.162	+0.314	17.232	12.955	18.975
7	11:38:18.906	48.814	+0.015	17.002	12.950	18.862	12	11:42:27.556	48.926	+0.078	17.035	12.983	18.908
8	11:39:07.795	48.889	+0.090	17.009	12.958	18.922	13	11:43:17.425	49.869	+1.021	17.083	12.993	19.793
9	11:39:56.703	48.908	+0.109	17.012	12.988	18.908	(602) Miika LAIHO						
10	11:40:45.502	48.799		17.042	12.878	18.879	1	11:33:28.357	53.677	+4.995	19.306	14.386	19.985
11	11:41:34.371	48.869	+0.070	16.990	12.940	18.939	2	11:34:18.851	50.494	+1.812	17.440	13.271	19.783
12	11:42:23.177	48.806	+0.007	16.924	12.912	18.970	3	11:35:08.275	49.424	+0.742	17.095	13.236	19.093
13	11:43:12.051	48.874	+0.075	17.019	12.925	18.930	4	11:35:57.285	49.010	+0.328	17.057	13.006	18.947
(663) Simas JUODVIRISIS							5	11:36:46.504	49.219	+0.537	17.055	13.208	18.956
1	11:33:24.551	50.999	+2.013	18.437	13.228	19.334	6	11:37:35.414	48.910	+0.228	16.993	12.968	18.949
2	11:34:14.287	49.736	+0.750	17.391	13.131	19.214	7	11:38:24.201	48.787	+0.105	16.996	12.915	18.876
3	11:35:03.742	49.455	+0.469	17.230	13.082	19.143	8	11:39:13.123	48.922	+0.240	17.207	12.838	18.877
4	11:35:52.914	49.172	+0.186	17.175	13.006	18.991	9	11:40:01.805	48.682		16.939	12.851	18.892
5	11:36:41.900	48.986		17.068	12.940	18.978	10	11:40:50.709	48.904	+0.222	17.000	12.901	19.003
6	11:37:30.938	49.038	+0.052	17.009	13.039	18.990	11	11:41:39.524	48.815	+0.133	17.038	12.897	18.880
7	11:38:20.098	49.160	+0.174	17.106	12.989	19.065	12	11:42:28.218	48.694	+0.012	17.009	12.886	18.799
8	11:39:09.386	49.288	+0.302	17.270	13.002	19.016	13	11:43:17.525	49.307	+0.625	17.041	12.940	19.326
9	11:39:59.157	49.771	+0.785	17.117	13.603	19.051	(601) Mathias DETIGE						
10	11:40:48.266	49.109	+0.123	17.121	13.002	18.986	1	11:33:27.656	53.433	+4.584	19.212	14.026	20.195
11	11:41:37.342	49.076	+0.090	17.088	12.956	19.032	2	11:34:17.543	49.887	+1.038	17.419	13.188	19.280
12	11:42:26.476	49.134	+0.148	17.155	12.944	19.035	3	11:35:07.038	49.495	+0.646	17.122	13.245	19.128
13	11:43:16.671	50.195	+1.209	17.297	13.217	19.681	4	11:35:56.113	49.075	+0.226	17.080	12.942	19.053
(629) Ferenc KANCAR							5	11:36:45.065	48.952	+0.103	17.072	12.900	18.980
1	11:33:25.530	51.902	+3.052	19.175	13.380	19.347	6	11:37:34.025	48.960	+0.111	17.137	12.899	18.924
2	11:34:15.138	49.608	+0.758	17.255	13.057	19.296	7	11:38:23.079	49.054	+0.205	17.166	12.915	18.973
3	11:35:04.365	49.227	+0.377	17.142	12.951	19.134	8	11:39:12.258	49.179	+0.330	17.237	12.970	18.972
4	11:35:53.786	49.421	+0.571	17.224	13.117	19.080	9	11:40:01.389	49.131	+0.282	17.184	12.934	19.013
5	11:36:42.800	49.014	+0.164	17.116	12.940	18.958	10	11:40:50.515	49.126	+0.277	17.212	12.932	18.982
6	11:37:31.711	48.911	+0.061	17.044	12.953	18.914	11	11:41:39.853	49.338	+0.489	17.457	12.909	18.972
7	11:38:20.579	48.868	+0.018	17.031	12.911	18.926	12	11:42:28.702	48.849		17.027	12.881	18.941
8	11:39:09.582	49.003	+0.153	17.089	12.988	18.926	13	11:43:18.110	49.408	+0.559	17.037	12.917	19.454
9	11:39:59.765	50.183	+1.333	17.136	13.887	19.160	(637) Alexandre FINKELSTEIN						
10	11:40:48.626	48.861	+0.011	17.051	12.903	18.907	1	11:33:24.883	51.268	+2.355	18.662	13.317	19.289
11	11:41:37.844	49.218	+0.368	17.327	12.925	18.966	2	11:34:14.699	49.816	+0.903	17.336	13.182	19.298
12	11:42:26.694	48.850		17.098	12.873	18.879	3	11:35:04.224	49.525	+0.612	17.245	13.034	19.246
13	11:43:16.816	50.122	+1.272	17.218	13.189	19.715	4	11:35:54.632	50.408	+1.495	17.159	13.383	19.866
(606) Lucas ORROCK							5	11:36:44.124	49.492	+0.579	17.402	12.984	19.106
1	11:33:25.746	51.416	+2.483	18.795	13.343	19.278	6	11:37:33.106	48.982	+0.069	17.084	12.990	18.908
2	11:34:15.408	49.662	+0.729	17.328	13.129	19.205	7	11:38:22.333	49.227	+0.314	17.118	13.089	19.020
3	11:35:04.610	49.202	+0.269	17.173	13.041	18.988	8	11:39:11.360	49.027	+0.114	17.032	13.045	18.950
4	11:35:54.308	49.698	+0.765	17.198	13.042	19.458	9	11:40:00.378	49.018	+0.105	17.016	12.935	19.067
5	11:36:43.326	49.018	+0.085	17.145	12.947	18.926	10	11:40:49.838	49.460	+0.547	17.400	13.006	19.054
6	11:37:32.262	48.936	+0.003	17.150	12.866	18.920	11	11:41:38.875	49.037	+0.124	17.087	12.893	19.057
7	11:38:21.204	48.942	+0.009	17.081	12.922	18.939	12	11:42:27.788	48.913		17.053	12.904	18.956
8	11:39:10.244	49.040	+0.107	17.079	12.954	19.007	13	11:43:18.414	50.626	+1.713	17.134	12.998	20.494
9	11:40:00.084	49.840	+0.907	17.085	13.397	19.358	(661) Jordan LENNOX LAMB						
10	11:40:49.326	49.242	+0.309	17.318	12.970	18.954	1	11:33:28.840	53.091	+4.562	19.297	14.102	19.692
11	11:41:38.259	48.933		17.152	12.886	18.895	2	11:34:20.271	51.431	+2.902	17.348	13.307	20.776
12	11:42:27.278	49.019	+0.086	17.138	12.867	19.014	3	11:35:09.883	49.612	+1.083	17.513	13.000	19.099
13	11:43:16.923	49.645	+0.712	17.199	12.950	19.496	4	11:35:58.673	48.790	+0.261	16.958	12.880	18.952
(638) Sean BABINGTON							5	11:36:47.580	48.907	+0.378	16.953	12.917	19.037
1	11:33:26.211	52.492	+3.644	19.645	13.545	19.302	6	11:37:36.498	48.918	+0.389	16.981	13.111	18.826
2	11:34:15.975	49.764	+0.916	17.268	13.307	19.189	7	11:38:25.027	48.529		16.935	12.822	18.772
3	11:35:05.035	49.060	+0.212	17.018	13.020	19.022	8	11:39:14.077	49.050	+0.521	17.005	13.115	18.930
4	11:35:54.744	49.709	+0.861	17.138	13.064	19.507	9	11:40:03.025	48.948	+0.419	16.962	12.930	19.056
							10	11:40:51.766	48.741	+0.212	16.954	12.865	18.922



Rotax Euro Challenge 2013 Laghi / Italy

Rotax DD2

Laghi / Italy 1,256 Km

Pre-Final

2013-05-26 11:30

Race (13 Laps) started at 11:32:33

Lap	Time of Day	Lap Tm	Diff	S1 Tm	S2 Tm	S3 Tm	Lap	Time of Day	Lap Tm	Diff	S1 Tm	S2 Tm	S3 Tm
11	11:41:40.441	48.675	+0.146	16.964	12.840	18.871	2	11:34:20.054	50.935	+1.983	17.509	13.213	20.213
12	11:42:29.485	49.044	+0.515	17.001	13.159	18.884	3	11:35:09.650	49.596	+0.644	17.197	13.084	19.315
13	11:43:18.497	49.012	+0.483	17.042	12.931	19.039	4	11:35:59.171	49.521	+0.569	17.507	13.129	18.885
(608) Kevin LUDI							5	11:36:48.300	49.129	+0.177	17.047	13.000	19.082
1	11:33:26.038	52.174	+3.040	19.070	13.612	19.492	6	11:37:37.370	49.070	+0.118	17.114	12.988	18.968
2	11:34:16.252	50.214	+1.080	17.368	13.473	19.373	7	11:38:26.613	49.243	+0.291	17.227	13.035	18.981
3	11:35:05.799	49.547	+0.413	17.283	13.024	19.240	8	11:39:15.665	49.052	+0.100	17.054	13.011	18.987
4	11:35:55.169	49.370	+0.236	17.128	13.041	19.201	9	11:40:04.617	48.952		17.089	12.996	18.867
5	11:36:44.384	49.215	+0.081	17.156	12.988	19.071	10	11:40:53.675	49.058	+0.106	17.094	12.993	18.971
6	11:37:33.617	49.233	+0.099	17.181	13.027	19.025	11	11:41:43.380	49.705	+0.753	17.147	13.153	19.405
7	11:38:22.848	49.231	+0.097	17.113	13.029	19.089	12	11:42:32.342	48.962	+0.010	17.116	12.936	18.910
8	11:39:12.063	49.215	+0.081	17.134	12.991	19.090	13	11:43:21.601	49.259	+0.307	17.246	13.021	18.992
9	11:40:01.197	49.134		17.059	13.020	19.055	(653) Sandro LUKOVIC						
10	11:40:50.944	49.747	+0.613	17.168	13.080	19.499	1	11:33:28.605	53.702	+4.712	19.753	14.057	19.892
11	11:41:40.120	49.176	+0.042	17.247	12.946	18.983	2	11:34:19.937	51.332	+2.342	17.873	13.209	20.250
12	11:42:29.774	49.654	+0.520	17.147	13.450	19.057	3	11:35:11.437	51.500	+2.510	18.382	13.334	19.784
13	11:43:18.922	49.148	+0.014	17.135	12.973	19.040	4	11:36:00.901	49.464	+0.474	17.226	13.194	19.044
(628) Ben COOPER							5	11:36:50.070	49.169	+0.179	17.134	12.978	19.057
1	11:33:28.691	52.980	+4.199	19.044	14.122	19.814	6	11:37:39.061	48.991	+0.001	17.070	12.975	18.946
2	11:34:19.797	51.106	+2.325	17.306	13.583	20.217	7	11:38:28.064	49.003	+0.013	17.137	12.947	18.919
3	11:35:08.860	49.063	+0.282	17.047	13.004	19.012	8	11:39:17.186	49.122	+0.132	17.125	13.000	18.997
4	11:35:57.963	49.103	+0.322	17.048	13.038	19.017	9	11:40:06.199	49.013	+0.023	17.178	12.900	18.935
5	11:36:47.075	49.112	+0.331	17.015	12.924	19.173	10	11:40:55.189	48.990		17.106	12.923	18.961
6	11:37:35.856	48.781		16.941	12.961	18.879	11	11:41:44.294	49.105	+0.115	17.233	12.891	18.981
7	11:38:24.716	48.860	+0.079	16.961	12.960	18.939	12	11:42:33.629	49.335	+0.345	17.261	13.059	19.015
8	11:39:14.263	49.547	+0.766	17.102	13.402	19.043	13	11:43:22.732	49.103	+0.113	17.096	12.974	19.033
9	11:40:03.364	49.101	+0.320	17.209	12.914	18.978	(735) Cristiano MORGADO						
10	11:40:52.430	49.066	+0.285	17.076	12.936	19.054	1	11:33:27.431	53.134	+3.998	19.479	13.848	19.807
11	11:41:41.427	48.997	+0.216	17.084	12.944	18.969	2	11:34:17.255	49.824	+0.688	17.390	13.149	19.285
12	11:42:30.448	49.021	+0.240	17.028	12.933	19.060	3	11:35:07.394	50.139	+1.003	17.284	13.526	19.329
13	11:43:19.530	49.082	+0.301	17.087	12.966	19.029	4	11:35:56.947	49.553	+0.417	17.278	13.079	19.196
(662) Antonio PICCIONI							5	11:36:47.258	50.311	+1.175	17.238	13.528	19.545
1	11:33:28.169	53.037	+4.153	19.263	13.848	19.926	6	11:37:37.098	49.840	+0.704	17.153	13.371	19.316
2	11:34:19.696	51.527	+2.643	17.454	13.363	20.710	7	11:38:26.863	49.765	+0.629	17.311	13.128	19.326
3	11:35:09.280	49.584	+0.700	17.330	13.048	19.206	8	11:39:16.095	49.232	+0.096	17.162	13.041	19.029
4	11:35:58.314	49.034	+0.150	17.039	13.006	18.989	9	11:40:05.231	49.136		17.188	12.948	19.000
5	11:36:47.868	49.554	+0.670	17.100	12.990	19.464	10	11:40:54.731	49.500	+0.364	17.526	12.969	19.005
6	11:37:36.847	48.979	+0.095	16.969	12.991	19.019	11	11:41:44.135	49.404	+0.268	17.266	13.046	19.092
7	11:38:25.946	49.099	+0.215	17.086	13.011	19.002	12	11:42:34.016	49.881	+0.745	17.715	13.068	19.098
8	11:39:15.214	49.268	+0.384	17.063	13.170	19.035	13	11:43:23.372	49.356	+0.220	17.282	12.959	19.115
9	11:40:04.268	49.054	+0.170	17.116	12.980	18.958	(643) Pascal MARSCHALL						
10	11:40:53.201	48.933	+0.049	17.047	12.949	18.937	1	11:33:29.343	54.120	+5.235	19.712	14.505	19.903
11	11:41:42.164	48.963	+0.079	17.049	12.935	18.979	2	11:34:20.892	51.549	+2.664	17.545	13.643	20.361
12	11:42:31.048	48.884		17.029	12.933	18.922	3	11:35:11.634	50.742	+1.857	17.804	13.341	19.597
13	11:43:20.012	48.964	+0.080	17.019	12.923	19.022	4	11:36:01.293	49.659	+0.774	17.191	13.328	19.140
(766) Alessandro MANETTI							5	11:36:50.625	49.332	+0.447	17.130	13.107	19.095
1	11:33:29.725	53.822	+5.009	19.538	14.241	20.043	6	11:37:39.918	49.293	+0.408	17.098	13.040	19.155
2	11:34:20.375	50.650	+1.837	17.354	13.392	19.904	7	11:38:29.068	49.150	+0.265	17.151	13.001	18.998
3	11:35:10.944	50.569	+1.756	17.750	13.450	19.369	8	11:39:18.540	49.472	+0.587	17.036	13.356	19.080
4	11:36:00.617	49.673	+0.860	17.096	13.279	19.298	9	11:40:07.597	49.057	+0.172	17.098	12.971	18.988
5	11:36:49.626	49.009	+0.196	17.117	12.942	18.950	10	11:40:56.617	49.020	+0.135	17.053	12.944	19.023
6	11:37:38.458	48.832	+0.019	16.997	12.953	18.882	11	11:41:45.716	49.099	+0.214	17.107	13.001	18.991
7	11:38:27.553	49.095	+0.282	17.083	12.965	19.047	12	11:42:34.601	48.885		17.044	12.942	18.899
8	11:39:16.496	48.943	+0.130	16.990	12.848	19.105	13	11:43:23.759	49.158	+0.273	17.116	13.020	19.022
9	11:40:05.309	48.813		17.072	12.850	18.891	(622) Andreas BACKMAN						
10	11:40:54.161	48.852	+0.039	17.116	12.906	18.830	1	11:33:32.913	56.810	+8.086	20.240	16.943	19.627
11	11:41:43.110	48.949	+0.136	17.013	12.912	19.024	2	11:34:22.586	49.673	+0.949	17.295	13.143	19.235
12	11:42:31.930	48.820	+0.007	17.054	12.883	18.883	3	11:35:13.177	50.591	+1.867	17.235	13.439	19.917
13	11:43:20.939	49.009	+0.196	17.251	12.884	18.874	4	11:36:02.912	49.735	+1.011	17.286	12.874	19.575
(604) Patrick PEARCE							5	11:36:52.828	49.916	+1.192	17.356	13.059	19.501
1	11:33:29.119	54.788	+5.836	19.392	15.437	19.959	6	11:37:41.858	49.030	+0.306	17.129	12.879	19.022
							7	11:38:30.678	48.820	+0.096	17.049	12.879	18.892

Timekeeping Ingrid and Meik Wagner:

Clerk of the course Nigel Edwards:

www.mylaps.com

Steward (Chairman) Ian Watson:

Chief Scrutineer Paul Klaassen:

Licensed to: Motorsport Events




Rotax Euro Challenge 2013 Laghi / Italy

Rotax DD2 Laghi / Italy 1,256 Km

Pre-Final 2013-05-26 11:30

Race (13 Laps) started at 11:32:33

Lap	Time of Day	Lap Tm	Diff	S1 Tm	S2 Tm	S3 Tm	Lap	Time of Day	Lap Tm	Diff	S1 Tm	S2 Tm	S3 Tm
8	11:39:20.057	49.379	+0.655	16.975	13.388	19.016	(616) Antti RAMMO						
9	11:40:08.937	48.880	+0.156	16.966	13.010	18.904	1	11:33:30.694	54.099	+4.653	19.632	14.127	20.340
10	11:40:57.769	48.832	+0.108	16.979	12.876	18.977	2	11:34:21.177	50.483	+1.037	17.619	13.228	19.636
11	11:41:46.493	48.724		17.011	12.885	18.828	3	11:35:12.154	50.977	+1.531	17.619	13.939	19.419
12	11:42:35.379	48.886	+0.162	17.028	12.924	18.934	4	11:36:02.733	50.579	+1.133	17.503	13.165	19.911
13	11:43:24.374	48.995	+0.271	17.010	12.953	19.032	5	11:36:52.679	49.946	+0.500	17.466	13.023	19.457
(652) Damien VUILLAUME							6	11:37:42.479	49.800	+0.354	17.674	13.046	19.080
1	11:33:27.749	52.805	+3.908	19.316	13.727	19.762	7	11:38:33.857	51.378	+1.932	17.715	14.348	19.315
2	11:34:25.580	57.831	+8.934	17.544	14.125	26.162	8	11:39:23.351	49.494	+0.048	17.336	12.946	19.212
3	11:35:15.125	49.545	+0.648	17.133	13.312	19.100	9	11:40:12.870	49.519	+0.073	17.299	13.046	19.174
4	11:36:04.261	49.136	+0.239	16.983	12.983	19.170	10	11:41:02.478	49.608	+0.162	17.337	13.028	19.243
5	11:36:53.686	49.425	+0.528	17.179	13.226	19.020	11	11:41:52.231	49.753	+0.307	17.601	13.038	19.114
6	11:37:42.816	49.130	+0.233	17.068	12.989	19.073	12	11:42:41.677	49.446		17.319	13.009	19.118
7	11:38:32.173	49.357	+0.460	17.273	13.056	19.028	13	11:43:31.144	49.467	+0.021	17.392	13.024	19.051
8	11:39:21.165	48.992	+0.095	17.114	12.962	18.916	(645) Chris STERKEN						
9	11:40:10.197	49.032	+0.135	17.006	12.962	19.064	1	11:33:33.691	55.904	+6.658	20.208	15.645	20.051
10	11:40:59.094	48.897		17.017	12.949	18.931	2	11:34:24.582	50.891	+1.645	17.618	13.939	19.334
11	11:41:48.186	49.092	+0.195	17.079	12.981	19.032	3	11:35:14.266	49.684	+0.438	17.343	13.229	19.112
12	11:42:37.348	49.162	+0.265	17.085	13.115	18.962	4	11:36:04.111	49.845	+0.599	17.296	13.188	19.361
13	11:43:26.522	49.174	+0.277	17.148	13.011	19.015	5	11:36:54.079	49.968	+0.722	17.580	13.396	18.992
(631) Barrie PULLINGER							6	11:37:43.346	49.267	+0.021	17.113	13.116	19.038
1	11:33:29.992	54.597	+5.513	19.762	14.701	20.134	7	11:38:33.252	49.906	+0.660	17.246	13.754	18.906
2	11:34:21.068	51.076	+1.992	17.276	13.498	20.302	8	11:39:22.515	49.263	+0.017	17.163	13.066	19.034
3	11:35:12.659	51.591	+2.507	17.795	14.227	19.569	9	11:40:11.761	49.246		17.202	13.080	18.964
4	11:36:02.637	49.978	+0.894	17.108	13.171	19.699	10	11:41:02.411	50.650	+1.404	17.281	13.103	20.266
5	11:36:52.105	49.468	+0.384	17.185	13.005	19.278	11	11:41:52.475	50.064	+0.818	17.761	13.222	19.081
6	11:37:41.189	49.084		17.074	12.937	19.073	12	11:42:42.160	49.685	+0.439	17.367	13.166	19.152
7	11:38:30.403	49.214	+0.130	17.151	13.048	19.015	13	11:43:31.585	49.425	+0.179	17.286	13.021	19.118
8	11:39:20.433	50.030	+0.946	17.018	13.569	19.443	(700) Christophe ADAMS						
9	11:40:09.640	49.207	+0.123	17.077	13.064	19.066	1	11:33:33.543	56.041	+6.653	20.084	15.954	20.003
10	11:40:58.883	49.243	+0.159	17.100	13.044	19.099	2	11:34:25.306	51.763	+2.375	17.694	14.449	19.620
11	11:41:48.367	49.484	+0.400	17.098	13.034	19.352	3	11:35:15.829	50.523	+1.135	17.808	13.394	19.321
12	11:42:37.915	49.548	+0.464	17.091	13.316	19.141	4	11:36:05.830	50.001	+0.613	17.471	13.151	19.379
13	11:43:27.424	49.509	+0.425	17.238	13.134	19.137	5	11:36:55.839	50.009	+0.621	17.317	13.386	19.306
(615) Marcel SCHIRMER							6	11:37:45.264	49.425	+0.037	17.207	13.072	19.146
1	11:33:30.219	53.795	+4.496	19.605	13.921	20.269	7	11:38:35.095	49.831	+0.443	17.224	13.181	19.426
2	11:34:20.816	50.597	+1.298	17.477	13.169	19.951	8	11:39:24.952	49.857	+0.469	17.176	13.178	19.503
3	11:35:11.858	51.042	+1.743	17.676	13.255	20.111	9	11:40:14.450	49.498	+0.110	17.227	13.186	19.085
4	11:36:02.404	50.546	+1.247	17.320	13.541	19.685	10	11:41:03.910	49.460	+0.072	17.226	13.048	19.186
5	11:36:52.407	50.003	+0.704	17.232	13.055	19.716	11	11:41:53.377	49.467	+0.079	17.187	13.110	19.170
6	11:37:41.706	49.299		17.185	13.067	19.047	12	11:42:42.959	49.582	+0.194	17.254	13.151	19.177
7	11:38:31.346	49.640	+0.341	17.473	13.094	19.073	13	11:43:32.347	49.388		17.193	13.030	19.165
8	11:39:20.756	49.410	+0.111	17.210	13.075	19.125	(641) Tom PYTTLIK						
9	11:40:10.419	49.663	+0.364	17.135	13.070	19.458	1	11:33:34.104	56.131	+6.800	20.290	16.128	19.713
10	11:40:59.760	49.341	+0.042	17.183	13.073	19.085	2	11:34:25.887	51.783	+2.452	17.490	14.396	19.897
11	11:41:49.093	49.333	+0.034	17.172	13.048	19.113	3	11:35:16.798	50.911	+1.580	17.629	13.508	19.774
12	11:42:38.504	49.411	+0.112	17.150	13.163	19.098	4	11:36:06.308	49.510	+0.179	17.301	13.072	19.137
13	11:43:27.808	49.304	+0.005	17.134	13.042	19.128	5	11:36:56.100	49.792	+0.461	17.358	13.096	19.338
(746) Dennis KROES							6	11:37:45.550	49.450	+0.119	17.290	13.083	19.077
1	11:33:30.580	54.848	+5.390	20.192	14.262	20.394	7	11:38:35.409	49.859	+0.528	17.282	13.149	19.428
2	11:34:21.385	50.805	+1.347	18.020	13.311	19.474	8	11:39:25.704	50.295	+0.964	17.630	13.388	19.277
3	11:35:13.085	51.700	+2.242	17.796	14.008	19.896	9	11:40:15.035	49.331		17.239	13.036	19.056
4	11:36:03.593	50.508	+1.050	17.854	13.234	19.420	10	11:41:04.623	49.588	+0.257	17.120	13.120	19.348
5	11:36:53.208	49.615	+0.157	17.299	13.111	19.205	11	11:41:54.037	49.414	+0.083	17.251	13.081	19.082
6	11:37:43.100	49.892	+0.434	17.277	13.110	19.505	12	11:42:43.679	49.642	+0.311	17.331	13.082	19.229
7	11:38:32.600	49.500	+0.042	17.199	13.121	19.180	13	11:43:33.106	49.427	+0.096	17.263	13.052	19.112
8	11:39:22.058	49.458		17.208	13.124	19.126	(611) Erwin MONTFOORT						
9	11:40:11.593	49.535	+0.077	17.146	13.217	19.172	1	11:33:34.425	56.501	+6.942	20.147	16.485	19.869
10	11:41:02.122	50.529	+1.071	17.296	13.192	20.041	2	11:34:25.695	51.270	+1.711	17.379	14.076	19.815
11	11:41:51.833	49.711	+0.253	17.350	13.150	19.211	3	11:35:17.068	51.373	+1.814	17.553	13.660	20.160
12	11:42:41.496	49.663	+0.205	17.266	13.074	19.323	4	11:36:07.089	50.021	+0.462	17.430	13.207	19.384
13	11:43:31.033	49.537	+0.079	17.233	13.098	19.206							

Timekeeping Ingrid and Meik Wagner:  Clerk of the course Nigel Edwards: www.mylaps.com

Steward (Chairman) Ian Watson: Chief Scrutineer Paul Klaassen: Licensed to: Motorsport Events

Printed: 2013-05-26 11:48:18 posted at: h Page 3/4



Rotax Euro Challenge 2013 Laghi / Italy

Rotax DD2

Laghi / Italy 1,256 Km

Pre-Final

2013-05-26 11:30

Race (13 Laps) started at 11:32:33

Lap	Time of Day	Lap Tm	Diff	S1 Tm	S2 Tm	S3 Tm	Lap	Time of Day	Lap Tm	Diff	S1 Tm	S2 Tm	S3 Tm
5	11:36:56.828	49.739	+0.180	17.329	13.136	19.274	11	11:42:51.734	50.483		17.539	13.366	19.578
6	11:37:46.498	49.670	+0.111	17.377	13.098	19.195	12	11:43:42.670	50.936	+0.453	17.763	13.398	19.775
7	11:38:36.574	50.076	+0.517	17.330	13.330	19.416	(621) Martins STEINERTS						
8	11:39:26.378	49.804	+0.245	17.360	13.105	19.339	1	11:33:27.910	53.385	+3.088	19.359	13.897	20.129
9	11:40:16.606	50.228	+0.669	17.390	13.296	19.542	2	11:34:18.207	50.297		17.488	13.368	19.441
10	11:41:06.727	50.121	+0.562	17.264	13.612	19.245	3	11:35:10.375	52.168	+1.871	17.360	13.826	20.982
11	11:41:56.544	49.817	+0.258	17.337	13.127	19.353	4	11:36:05.159	54.784	+4.487	17.533	15.114	22.137
12	11:42:46.103	49.559		17.280	12.987	19.292	5	11:36:58.251	53.092	+2.795	17.549	14.107	21.436
13	11:43:35.734	49.631	+0.072	17.317	13.069	19.245	6	11:37:52.788	54.537	+4.240	18.780	14.252	21.505

(660) Maxi FLEISCHMANN

1	11:33:35.775	58.084	+8.441	19.612	18.400	20.072
2	11:34:26.148	50.373	+0.730	17.376	13.441	19.556
3	11:35:16.903	50.755	+1.112	17.500	13.534	19.721
4	11:36:06.685	49.782	+0.139	17.322	13.167	19.293
5	11:36:56.361	49.676	+0.033	17.120	13.168	19.388
6	11:37:46.035	49.674	+0.031	17.247	13.151	19.276
7	11:38:35.735	49.700	+0.057	17.214	13.198	19.288
8	11:39:26.078	50.343	+0.700	17.453	13.394	19.496
9	11:40:16.346	50.268	+0.625	17.524	13.318	19.426
10	11:41:06.427	50.081	+0.438	17.301	13.302	19.478
11	11:41:56.817	50.390	+0.747	17.376	13.259	19.755
12	11:42:46.508	49.691	+0.048	17.288	13.007	19.396
13	11:43:36.151	49.643		17.230	13.020	19.393

(719) Florent LAMBERT

1	11:33:31.900	55.121	+5.190	19.781	15.292	20.048
2	11:34:22.527	50.627	+0.696	17.740	13.432	19.455
3	11:35:13.584	51.057	+1.126	17.840	13.423	19.794
4	11:36:03.854	50.270	+0.339	17.700	13.247	19.323
5	11:36:54.644	50.790	+0.859	17.450	13.951	19.389
6	11:37:44.575	49.931		17.449	13.265	19.217
7	11:38:35.280	50.705	+0.774	17.496	13.307	19.902
8	11:39:25.921	50.641	+0.710	17.585	13.365	19.691
9	11:40:15.999	50.078	+0.147	17.527	13.237	19.314
10	11:41:07.000	51.001	+1.070	17.572	14.079	19.350
11	11:41:56.965	49.965	+0.034	17.525	13.218	19.222
12	11:42:47.012	50.047	+0.116	17.621	13.124	19.302
13	11:43:37.354	50.342	+0.411	17.456	13.238	19.648

(624) Anna-Lisa DREYSPRING

1	11:33:52.503	1:15.002	+25.500	19.532	34.575	20.895
2	11:34:43.795	51.292	+1.790	17.861	13.769	19.662
3	11:35:34.112	50.317	+0.815	17.448	13.392	19.477
4	11:36:23.939	49.827	+0.325	17.397	13.165	19.265
5	11:37:13.822	49.883	+0.381	17.405	13.269	19.209
6	11:38:03.348	49.526	+0.024	17.282	13.038	19.206
7	11:38:52.871	49.523	+0.021	17.286	13.102	19.135
8	11:39:42.588	49.717	+0.215	17.275	13.128	19.314
9	11:40:32.363	49.775	+0.273	17.281	13.162	19.332
10	11:41:22.314	49.951	+0.449	17.446	13.187	19.318
11	11:42:11.816	49.502		17.249	13.068	19.185
12	11:43:01.497	49.681	+0.179	17.306	13.182	19.193
13	11:43:51.617	50.120	+0.618	17.239	13.166	19.715

(725) Igor MUKHIN

1	11:33:53.844	1:16.501	+26.018	19.591	34.311	22.599
2	11:34:48.007	54.163	+3.680	19.084	14.388	20.691
3	11:35:41.333	53.326	+2.843	19.465	13.956	19.905
4	11:36:32.805	51.472	+0.989	17.945	13.797	19.730
5	11:37:23.948	51.143	+0.660	17.705	13.512	19.926
6	11:38:15.751	51.803	+1.320	17.941	13.766	20.096
7	11:39:28.816	1:13.065	+22.582	20.194	31.423	21.448
8	11:40:19.744	50.928	+0.445	17.893	13.563	19.472
9	11:41:10.617	50.873	+0.390	17.706	13.542	19.625
10	11:42:01.251	50.634	+0.151	17.689	13.464	19.481

Rotax Euro Challenge 2013
 Class: Rotax Max DD2
 Date/Time: 2013-05-26 13:30

Track: Laghi / Italy
 Heat: Final
 Laps: 16

Edition 1

Alexander ZENKIN	649	Laps 0 Tm. 2.948	17	Niklas OLSEN	642	Laps 0 Tm. 4.122
Igor MUKHIN	725	Laps 12 Tm. 11:09.220	16	Martins STEINERTS	621	Laps 6 Tm. 5:19.338
Florent LAMBERT	719	Laps 13 Tm. 11:03.904	15	Anna-Lisa DREYSPRING	624	Laps 13 Tm. 11:18.167
Erwin MONTFOORT	611	Laps 13 Tm. 11:02.284	14	Maxi FLEISCHMANN	660	Laps 13 Tm. 11:02.701
Christophe ADAMS	700	Laps 13 Tm. 10:58.897	13	Tom PYTTLIK	641	Laps 13 Tm. 10:59.656
Antti RAMMO	616	Laps 13 Tm. 10:57.694	12	Chris STERKEN	645	Laps 13 Tm. 10:58.135
Marcel SCHIRMER	615	Laps 13 Tm. 10:54.358	11	Dennis KROES	746	Laps 13 Tm. 10:57.583
Damien VUILLAUME	652	Laps 13 Tm. 10:53.072	10	Barrie PULLINGER	631	Laps 13 Tm. 10:53.974
Pascal MARSCHALL	643	Laps 13 Tm. 10:50.309	9	Andreas BACKMAN	622	Laps 13 Tm. 10:50.924
Sandro LUKOVIC	653	Laps 13 Tm. 10:49.282	8	Cristiano MORGADO	735	Laps 13 Tm. 10:49.922
Alessandro MANETTI	766	Laps 13 Tm. 10:47.489	7	Patrick PEARCE	604	Laps 13 Tm. 10:48.151
Ben COOPER	628	Laps 13 Tm. 10:46.080	6	Antonio PICCIONI	662	Laps 13 Tm. 10:46.562
Jordan LENNOX LAMB	661	Laps 13 Tm. 10:45.047	5	Kevin LUDI	608	Laps 13 Tm. 10:45.472
Mathias DETIGE	601	Laps 13 Tm. 10:44.660	4	Alexandre FINKELSTEIN	637	Laps 13 Tm. 10:44.964
Sean BABINGTON	638	Laps 13 Tm. 10:43.975	3	Miika LAIHO	602	Laps 13 Tm. 10:44.075
Ferenc KANCSAR	629	Laps 13 Tm. 10:43.366	2	Lucas ORROCK	606	Laps 13 Tm. 10:43.473
Xen DE RUWE	603	Laps 13 Tm. 10:38.601	1	Simas JUODVIRISIS	663	Laps 13 Tm. 10:43.221
			Row			

Pole Position

Clerk of the course Nigel Edwards:
 Stewards (Chairman) Ian Watson:

Scrutineer Paul Klaassen:
 Timekeeping Ingrid/Meik Wagner:



Rotax Euro Challenge 2013 Laghi / Italy

Rotax DD2

Laghi / Italy 1,256 Km

Final **-NEW-**

2013-05-26 13:30

Race (16 Laps) started at 13:32:42

Pos	No.	Name	Nat.	Chassis	Race Team	Laps	Total Tm	Diff	Best Tm	In Lap	km/h	Points
1	603	Xen DE RUWE	BEL	Formula K	FK Racing Team AB Ltd	16	13:05.463		48.609	14	93,020	55
2	629	Ferenc KANCSAR	HUN	Birel	KMS Europe	16	13:07.336	1.873	48.751	14	92,749	52
3	602	Miika LAIHO	FIN	Tonykart	MPT Racing	16	13:08.250	2.787	48.766	14	92,720	50
4	661	Jordan LENNOX LAMB	GBR	CRG	CRG Spa	16	13:08.468	3.005	48.720	8	92,808	49
5	663	Simas JUODVIRŠIS	LTU	Energy	Energy Racing LT	16	13:09.064	3.601	48.673	13	92,897	48
6	638	Sean BABINGTON	GBR	Alonso	Dan Holland Racing	16	13:10.746	5.283	48.896	13	92,474	47
7	628	Ben COOPER	CAN	Birel	KMS Europe	16	13:10.918	5.455	48.809	6	92,639	46
8	766	Alessandro MANETTI	ITA	Praga	Josh Hart Racing	16	13:10.977	5.514	48.601	13	93,035	45
9	608	Kevin LUDI	CHE	Birel	Spirit Racing	16	13:12.922	7.459	48.937	11	92,396	44
10	637	Alexandre FINKELSTEIN	FRA	Tonykart	MD Competition	16	13:14.057	8.594	48.860	13	92,542	43
11	652	Damien VUILLAUME	FRA	Flandria	Flandria Competition Kart	16	13:15.867	10.404	48.736	9	92,777	42
12	653	Sandro LUKOVIC	AUT	Intrepid	Intrepid Driver Program	16	13:17.824	12.361	49.034	14	92,214	41
13	631	Barrie PULLINGER	GBR	Alonso	Dan Holland Racing	16	13:20.401	14.938	49.008	10	92,262	40
14	604	Patrick PEARCE	GBR	Tonykart	Tatum Racing	16	13:20.478	15.015	48.933	15	92,404	39
15	643	Pascal MARSCHALL	DEU	CRG	TAD Racing	16	13:20.598	15.135	48.934	8	92,402	38
16	622	Andreas BACKMAN	SWE	Tonykart	Strawberry Racing	16	13:22.011	16.548	48.654	11	92,934	37
17	621	Martins STEINERTS	LVA	MS Kart	MS Kart Racing Team	16	13:27.217	21.754	49.216	11	91,873	36
18	700	Christophe ADAMS	FRA	Formula K	Sportkarting Formula K	16	13:27.706	22.243	49.101	11	92,088	35
19	649	Alexander ZENKIN	RUS	Intrepid	Intrepid Driver Program	16	13:28.045	22.582	49.117	11	92,058	34
20	624	Anna-Lisa DREYSPRING	DEU	CRG	TAD Racing	16	13:28.254	22.791	49.099	11	92,091	33
21	611	Erwin MONTFOORT	NLD	Gillard	Montfoort Motorsport	16	13:28.474	23.011	49.276	10	91,761	32
22	616	Antti RAMMO	EST	Tonykart	Aix Racing Team	16	13:28.980	23.517	49.288	13	91,738	31
23	641	Tom PYTTLIK	GBR	Alonso	Tom Pyttlik	16	13:29.242	23.779	49.243	13	91,822	30
24	660	Maxi FLEISCHMANN	DEU	Mach 1	Mach 1	16	13:32.215	26.752	49.312	15	91,694	29
25	725	Igor MUKHIN	RUS	Intrepid	Intrepid Driver Program	16	13:33.669	28.206	49.474	13	91,393	28
26	719	Florent LAMBERT	GBR	Tonykart	Tatum Racing	16	13:34.492	29.029	49.582	15	91,194	27
27	746	Dennis KROES	NLD	Praga	Team Kroes	16	13:35.326	29.863	49.672	11	91,029	26
28	645	Chris STERKEN	NLD	CRG	CRG Holland	16	13:37.329	31.866	48.960	9	92,353	25
29	606	Lucas ORROCK	GBR	Kosmic	Team Orrock	16	13:41.772	36.309	49.858	9	90,690	24
30	601	Mathias DETIGE	BEL	MS Kart	Bouvin Power	10	8:30.597	6 Laps	49.383	9	91,562	23
31	735	Cristiano MORGADO	ZAF	Praga	Josh Hart Racing	4	3:28.899	12 Laps	50.775	4	89,052	22
32	662	Antonio PICCIONI	ITA	Rigetti Ridolfi	Gold Kart Racing Team		1.028	16 Laps		0	-	21
33	615	Marcel SCHIRMER	DEU	CRG	KartSport Klimm		2.097	16 Laps		0	-	20
34	642	Niklas OLSEN	DNK	Praga	Josh Hart Racing					0	-	19

Announcements

These results are provisional until the conclusion of any judicial and technical matters

Started: 34 Classified: 34 Not classified: 0

No. 645 time penalty 10 sec. / reason unfair driving

Margin of Victory	Ø km/h	Best Lap Tm	km/h	Best Lap by
1.873	92,106	48.601	93,035	766 - Alessandro MANETTI

Official Timing www.camp-company.de / www.motorsport-events.se

Orbits

Timekeeping Ingrid and Meik Wagner:

Clerk of the course Nigel Edwards:

www.mylaps.com

Steward (Chairman) Ian Watson:

Chief Scrutineer Paul Klaassen:

Licensed to: Motorsport Events

Printed: 2013-05-26 14:59:00

posted at:

h



Rotax Euro Challenge 2013 Laghi / Italy

Rotax DD2

Laghi / Italy 1,256 Km

Final

2013-05-26 13:30

Race (16 Laps) started at 13:32:42

Lap	Time of Day	Lap Tm	Diff	S1 Tm	S2 Tm	S3 Tm	Lap	Time of Day	Lap Tm	Diff	S1 Tm	S2 Tm	S3 Tm
(603) Xen DE RUWE							11	13:41:46.372	48.736	+0.016	16.954	12.922	18.860
1	13:33:33.021	50.996	+2.387	18.202	13.347	19.447	12	13:42:35.276	48.904	+0.184	17.117	12.896	18.891
2	13:34:22.953	49.932	+1.323	17.375	13.198	19.359	13	13:43:24.083	48.807	+0.087	16.950	12.990	18.867
3	13:35:12.360	49.407	+0.798	17.132	13.154	19.121	14	13:44:12.849	48.766	+0.046	16.992	12.886	18.888
4	13:36:01.535	49.175	+0.566	17.065	13.028	19.082	15	13:45:01.586	48.737	+0.017	17.008	12.919	18.810
5	13:36:50.518	48.983	+0.374	16.970	12.967	19.046	16	13:45:50.493	48.907	+0.187	17.066	12.961	18.880
6	13:37:39.409	48.891	+0.282	16.977	12.951	18.963	(663) Simas JUODVIRISIS						
7	13:38:28.357	48.948	+0.339	17.065	12.949	18.934	1	13:33:33.997	51.651	+2.978	18.832	13.323	19.496
8	13:39:17.108	48.751	+0.142	16.982	12.913	18.856	2	13:34:23.933	49.936	+1.263	17.457	13.139	19.340
9	13:40:06.294	49.186	+0.577	17.012	13.176	18.998	3	13:35:13.388	49.455	+0.782	17.245	13.057	19.153
10	13:40:55.115	48.821	+0.212	17.051	12.951	18.819	4	13:36:02.687	49.299	+0.626	17.161	13.051	19.087
11	13:41:43.797	48.682	+0.073	16.939	12.900	18.843	5	13:36:52.369	49.682	+1.009	17.739	12.947	18.996
12	13:42:32.639	48.842	+0.233	17.036	12.927	18.879	6	13:37:41.658	49.289	+0.616	17.247	12.994	19.048
13	13:43:21.395	48.756	+0.147	16.916	12.979	18.861	7	13:38:31.588	49.930	+1.257	17.138	12.907	19.885
14	13:44:10.004	48.609		16.927	12.906	18.776	8	13:39:20.436	48.848	+0.175	17.036	12.922	18.890
15	13:44:58.710	48.706	+0.097	16.914	12.943	18.849	9	13:40:09.417	48.981	+0.308	17.034	12.931	19.016
16	13:45:47.488	48.778	+0.169	16.934	12.896	18.948	10	13:40:58.304	48.887	+0.214	17.035	13.006	18.846
(629) Ferenc KANC SAR							11	13:41:47.091	48.787	+0.114	16.991	12.877	18.919
1	13:33:33.343	51.214	+2.463	18.330	13.342	19.542	12	13:42:35.767	48.676	+0.003	16.984	12.839	18.853
2	13:34:23.258	49.915	+1.164	17.408	13.158	19.349	13	13:43:24.440	48.673		17.005	12.854	18.814
3	13:35:12.756	49.498	+0.747	17.200	13.023	19.275	14	13:44:13.277	48.837	+0.164	17.113	12.817	18.907
4	13:36:01.947	49.191	+0.440	17.104	12.969	19.118	15	13:45:02.115	48.838	+0.165	17.043	12.904	18.891
5	13:36:51.247	49.300	+0.549	17.115	13.007	19.178	16	13:45:51.089	48.974	+0.301	17.175	12.875	18.924
6	13:37:40.348	49.101	+0.350	17.115	12.981	19.005	(638) Sean BABINGTON						
7	13:38:29.308	48.960	+0.209	17.076	12.906	18.978	1	13:33:35.582	53.076	+4.180	19.762	13.817	19.497
8	13:39:18.207	48.899	+0.148	17.039	12.898	18.962	2	13:34:25.206	49.624	+0.728	17.278	13.146	19.200
9	13:40:07.187	48.980	+0.229	17.018	12.970	18.992	3	13:35:14.462	49.256	+0.360	17.194	13.041	19.021
10	13:40:56.033	48.846	+0.095	17.009	12.916	18.921	4	13:36:03.590	49.128	+0.232	17.033	13.017	19.078
11	13:41:44.952	48.919	+0.168	17.039	12.928	18.952	5	13:36:53.156	49.566	+0.670	17.086	12.977	19.503
12	13:42:33.784	48.832	+0.081	17.002	12.902	18.928	6	13:37:42.271	49.115	+0.219	17.157	12.978	18.980
13	13:43:22.608	48.824	+0.073	16.990	12.943	18.891	7	13:38:31.689	49.418	+0.522	17.086	12.949	19.383
14	13:44:11.359	48.751		17.043	12.852	18.856	8	13:39:20.844	49.155	+0.259	17.178	13.046	18.931
15	13:45:00.223	48.864	+0.113	17.069	12.877	18.918	9	13:40:09.784	48.940	+0.044	17.065	12.941	18.934
16	13:45:49.361	49.138	+0.387	17.133	12.992	19.013	10	13:40:58.727	48.943	+0.047	17.062	13.001	18.880
(602) Miika LAIHO							11	13:41:47.725	48.998	+0.102	17.019	12.958	19.021
1	13:33:34.699	52.105	+3.339	19.403	13.297	19.405	12	13:42:36.640	48.915	+0.019	17.036	12.964	18.915
2	13:34:24.215	49.516	+0.750	17.268	13.102	19.146	13	13:43:25.536	48.896		17.043	12.948	18.905
3	13:35:13.564	49.349	+0.583	17.176	13.024	19.149	14	13:44:14.457	48.921	+0.025	17.020	12.928	18.973
4	13:36:02.857	49.293	+0.527	17.120	13.142	19.031	15	13:45:03.353	48.896		17.035	12.963	18.898
5	13:36:51.995	49.138	+0.372	17.137	13.044	18.957	16	13:45:52.771	49.418	+0.522	17.040	13.083	19.295
6	13:37:41.081	49.086	+0.320	16.998	13.076	19.012	(628) Ben COOPER						
7	13:38:29.962	48.881	+0.115	17.046	12.904	18.931	1	13:33:37.087	53.914	+5.105	20.102	13.893	19.919
8	13:39:18.982	49.020	+0.254	17.123	12.965	18.932	2	13:34:27.567	50.480	+1.671	17.661	13.406	19.413
9	13:40:08.015	49.033	+0.267	17.020	12.986	19.027	3	13:35:16.717	49.150	+0.341	17.099	13.012	19.039
10	13:40:56.891	48.876	+0.110	17.010	12.959	18.907	4	13:36:05.889	49.172	+0.363	17.136	13.029	19.007
11	13:41:45.801	48.910	+0.144	17.007	13.003	18.900	5	13:36:54.836	48.947	+0.138	17.054	12.919	18.974
12	13:42:34.734	48.933	+0.167	16.992	12.983	18.958	6	13:37:43.645	48.809		16.939	12.944	18.926
13	13:43:23.657	48.923	+0.157	16.978	12.990	18.955	7	13:38:32.464	48.819	+0.010	16.978	12.897	18.944
14	13:44:12.423	48.766		16.958	12.923	18.885	8	13:39:21.567	49.103	+0.294	17.013	13.023	19.067
15	13:45:01.295	48.872	+0.106	17.025	12.939	18.908	9	13:40:10.606	49.039	+0.230	17.013	13.015	19.011
16	13:45:50.275	48.980	+0.214	17.056	12.957	18.967	10	13:40:59.447	48.841	+0.032	16.996	12.881	18.964
(661) Jordan LENNOX LAMB							11	13:41:48.285	48.838	+0.029	17.017	12.873	18.948
1	13:33:36.030	52.943	+4.223	19.726	13.833	19.384	12	13:42:37.112	48.827	+0.018	17.012	12.887	18.928
2	13:34:25.826	49.796	+1.076	17.308	13.250	19.238	13	13:43:25.944	48.832	+0.023	17.013	12.904	18.915
3	13:35:14.811	48.985	+0.265	17.012	12.945	19.028	14	13:44:14.759	48.815	+0.006	16.997	12.866	18.952
4	13:36:03.785	48.974	+0.254	16.995	12.966	19.013	15	13:45:03.617	48.858	+0.049	17.016	12.928	18.914
5	13:36:52.990	49.205	+0.485	17.101	12.938	19.166	16	13:45:52.943	49.326	+0.517	17.003	13.077	19.246
6	13:37:41.979	48.989	+0.269	17.101	12.914	18.974	(766) Alessandro MANETTI						
7	13:38:31.174	49.195	+0.475	17.035	12.917	19.243	1	13:33:37.179	53.876	+5.275	20.113	13.882	19.881
8	13:39:19.894	48.720		16.972	12.873	18.875	2	13:34:27.704	50.525	+1.924	17.364	13.468	19.693
9	13:40:08.836	48.942	+0.222	16.950	13.047	18.945	3	13:35:16.970	49.266	+0.665	17.160	12.936	19.170
10	13:40:57.636	48.800	+0.080	17.033	12.885	18.882	4	13:36:06.120	49.150	+0.549	17.160	12.959	19.031

Timekeeping Ingrid and Meik Wagner:

Clerk of the course Nigel Edwards:

www.mylaps.com

Steward (Chairman) Ian Watson:

Chief Scrutineer Paul Klaassen:

Licensed to: Motorsport Events



Rotax Euro Challenge 2013 Laghi / Italy

Rotax DD2

Laghi / Italy 1,256 Km

Final

2013-05-26 13:30

Race (16 Laps) started at 13:32:42

Lap	Time of Day	Lap Tm	Diff	S1 Tm	S2 Tm	S3 Tm	Lap	Time of Day	Lap Tm	Diff	S1 Tm	S2 Tm	S3 Tm
5	13:36:54.985	48.865	+0.264	17.040	12.910	18.915							
6	13:37:43.807	48.822	+0.221	17.078	12.897	18.847							
7	13:38:32.723	48.916	+0.315	17.020	12.884	19.012							
8	13:39:22.136	49.413	+0.812	17.083	12.950	19.380							
9	13:40:11.037	48.901	+0.300	17.028	12.936	18.937							
10	13:40:59.957	48.920	+0.319	17.044	12.969	18.907							
11	13:41:48.656	48.699	+0.098	16.942	12.870	18.887							
12	13:42:37.502	48.846	+0.245	17.025	12.879	18.942							
13	13:43:26.103	48.601		16.930	12.816	18.855							
14	13:44:15.035	48.932	+0.331	17.094	12.903	18.935							
15	13:45:03.787	48.752	+0.151	16.975	12.884	18.893							
16	13:45:53.002	49.215	+0.614	17.111	12.919	19.185							
(608) Kevin LUDI							(653) Sandro LUKOVIC						
1	13:33:35.920	53.012	+4.075	19.829	13.733	19.450	1	13:33:37.701	54.188	+5.154	20.114	13.962	20.112
2	13:34:25.911	49.991	+1.054	17.277	13.479	19.235	2	13:34:28.490	50.789	+1.755	17.315	13.241	20.233
3	13:35:15.376	49.465	+0.528	17.253	13.096	19.116	3	13:35:19.496	51.006	+1.972	17.460	13.493	20.053
4	13:36:04.637	49.261	+0.324	17.227	12.972	19.062	4	13:36:08.918	49.422	+0.388	17.201	13.062	19.159
5	13:36:53.749	49.112	+0.175	17.120	12.945	19.047	5	13:36:58.246	49.328	+0.294	17.281	12.931	19.116
6	13:37:43.072	49.323	+0.386	17.214	13.063	19.046	6	13:37:47.639	49.393	+0.359	17.306	13.011	19.076
7	13:38:32.164	49.092	+0.155	17.123	12.965	19.004	7	13:38:36.840	49.201	+0.167	17.174	12.972	19.055
8	13:39:22.057	49.893	+0.956	17.153	13.275	19.465	8	13:39:25.978	49.138	+0.104	17.169	12.944	19.025
9	13:40:11.342	49.285	+0.348	17.373	12.985	18.927	9	13:40:15.137	49.159	+0.125	17.134	13.003	19.022
10	13:41:00.385	49.043	+0.106	17.176	12.914	18.953	10	13:41:04.683	49.546	+0.512	17.090	12.973	19.483
11	13:41:49.322	48.937		17.035	12.929	18.973	11	13:41:53.834	49.151	+0.117	17.186	12.921	19.044
12	13:42:38.475	49.153	+0.216	17.171	12.977	19.005	12	13:42:43.010	49.176	+0.142	17.105	13.034	19.037
13	13:43:27.572	49.097	+0.160	17.141	12.936	19.020	13	13:43:32.052	49.042	+0.008	17.101	12.969	18.972
14	13:44:16.633	49.061	+0.124	17.092	13.002	18.967	14	13:44:21.086	49.034		17.116	12.905	19.013
15	13:45:05.762	49.129	+0.192	17.113	13.016	19.000	15	13:45:10.442	49.356	+0.322	17.246	13.030	19.080
16	13:45:54.947	49.185	+0.248	17.200	12.994	18.991	16	13:45:59.849	49.407	+0.373	17.081	13.028	19.298
(637) Alexandre FINKELSTEIN							(631) Barrie PULLINGER						
1	13:33:36.842	54.028	+5.168	19.745	14.307	19.976	1	13:33:38.097	54.364	+5.356	20.171	13.897	20.296
2	13:34:26.885	50.043	+1.183	17.390	13.262	19.391	2	13:34:28.718	50.621	+1.613	17.401	13.062	20.158
3	13:35:16.634	49.749	+0.889	17.276	13.103	19.370	3	13:35:19.619	50.901	+1.893	17.573	13.270	20.058
4	13:36:06.838	50.204	+1.344	17.847	13.225	19.132	4	13:36:09.595	49.976	+0.968	17.262	13.506	19.208
5	13:36:56.132	49.294	+0.434	17.166	13.051	19.077	5	13:37:00.104	50.509	+1.501	17.131	13.187	20.191
6	13:37:45.593	49.461	+0.601	17.225	13.107	19.129	6	13:37:49.814	49.710	+0.702	17.547	13.046	19.117
7	13:38:34.712	49.119	+0.259	17.105	13.019	18.995	7	13:38:38.979	49.165	+0.157	17.138	13.035	18.992
8	13:39:23.827	49.115	+0.255	17.071	12.995	19.049	8	13:39:28.070	49.091	+0.083	17.042	13.008	19.041
9	13:40:13.176	49.349	+0.489	17.169	13.155	19.025	9	13:40:17.237	49.167	+0.159	17.134	12.963	19.070
10	13:41:02.056	48.880	+0.020	17.045	12.928	18.907	10	13:41:06.245	49.008		17.052	12.962	18.994
11	13:41:51.176	49.120	+0.260	17.040	13.084	18.996	11	13:41:55.389	49.144	+0.136	17.061	13.020	19.063
12	13:42:40.165	48.989	+0.129	17.005	12.987	18.997	12	13:42:44.435	49.046	+0.038	17.088	12.961	18.997
13	13:43:29.025	48.860		16.988	12.950	18.922	13	13:43:33.647	49.212	+0.204	17.103	13.081	19.028
14	13:44:18.028	49.003	+0.143	17.068	12.953	18.982	14	13:44:22.707	49.060	+0.052	17.125	12.962	18.973
15	13:45:07.029	49.001	+0.141	17.038	12.990	18.973	15	13:45:12.159	49.452	+0.444	17.186	13.199	19.067
16	13:45:56.082	49.053	+0.193	17.032	12.978	19.043	16	13:46:02.426	50.267	+1.259	17.106	13.038	20.123
(652) Damien VUILLAUME							(604) Patrick PEARCE						
1	13:33:38.195	54.387	+5.651	20.951	13.611	19.825	1	13:33:40.311	57.214	+8.281	22.739	13.871	20.604
2	13:34:28.657	50.462	+1.726	17.463	13.075	19.924	2	13:34:30.845	50.534	+1.601	17.517	13.137	19.880
3	13:35:19.791	51.134	+2.398	17.435	13.291	20.408	3	13:35:21.070	50.225	+1.292	17.485	13.092	19.648
4	13:36:09.303	49.512	+0.776	17.215	13.219	19.078	4	13:36:11.719	50.649	+1.716	18.166	13.189	19.294
5	13:36:59.470	50.167	+1.431	17.246	13.509	19.412	5	13:37:01.935	50.216	+1.283	17.596	13.584	19.036
6	13:37:48.509	49.039	+0.303	17.086	13.013	18.940	6	13:37:51.058	49.123	+0.190	17.165	12.929	19.029
7	13:38:37.663	49.154	+0.418	17.086	13.079	18.989	7	13:38:40.701	49.643	+0.710	17.543	13.023	19.075
8	13:39:26.642	48.979	+0.243	17.091	12.908	18.980	8	13:39:29.844	49.143	+0.210	17.139	13.027	18.977
9	13:40:15.378	48.736		16.976	12.913	18.847	9	13:39:29.844	49.143	+0.210	17.139	13.027	18.977
10	13:41:04.464	49.086	+0.350	17.051	12.941	19.094	10	13:40:18.910	49.066	+0.133	17.069	13.031	18.966
11	13:41:53.354	48.890	+0.154	16.993	13.001	18.896	11	13:41:07.973	49.063	+0.130	17.058	12.970	19.035
12	13:42:42.181	48.827	+0.091	16.976	12.954	18.897	12	13:41:57.024	49.051	+0.118	17.069	12.985	18.997
13	13:43:31.081	48.900	+0.164	17.029	12.910	18.961	13	13:42:46.100	49.076	+0.143	17.103	12.987	18.986
14	13:44:20.030	48.949	+0.213	17.064	12.931	18.954	14	13:43:35.058	48.958	+0.025	17.038	12.975	18.945
15	13:45:08.971	48.941	+0.205	17.041	12.971	18.929	15	13:44:24.027	48.969	+0.036	17.086	12.939	18.944
16	13:45:57.892	48.921	+0.185	17.078	12.945	18.898	16	13:45:12.960	48.933		17.057	12.978	18.898
							(643) Pascal MARSCHALL						
							1	13:33:38.708	55.025	+6.091	20.843	13.733	20.449
							2	13:34:29.686	50.978	+2.044	17.691	13.216	20.071
							3	13:35:20.170	50.484	+1.550	17.360	13.048	20.076
							4	13:36:09.736	49.566	+0.632	17.301	13.097	19.168
							5	13:37:00.269	50.533	+1.599	17.220	13.289	20.024
							6	13:37:49.581	49.312	+0.378	17.220	13.004	19.088
							7	13:38:38.740	49.159	+0.225	17.115	13.051	18.993
							8	13:39:27.674	48.934		17.016	12.956	18.962
							9	13:40:16.714	49.040	+0.106	17.075	12.938	19.027
							10	13:41:05.743	49.029	+0.095	17.058	13.003	18.968





Rotax Euro Challenge 2013 Laghi / Italy

Rotax DD2

Laghi / Italy 1,256 Km

Final

2013-05-26 13:30

Race (16 Laps) started at 13:32:42

Lap	Time of Day	Lap Tm	Diff	S1 Tm	S2 Tm	S3 Tm	Lap	Time of Day	Lap Tm	Diff	S1 Tm	S2 Tm	S3 Tm
11	13:41:54.933	49.190	+0.256	17.144	13.052	18.994	5	13:37:03.405	50.751	+1.650	18.262	13.320	19.169
12	13:42:43.935	49.002	+0.068	17.096	12.933	18.973	6	13:37:52.824	49.419	+0.318	17.165	13.153	19.101
13	13:43:33.343	49.408	+0.474	17.064	12.942	19.402	7	13:38:42.514	49.690	+0.589	17.115	13.076	19.499
14	13:44:22.350	49.007	+0.073	17.084	12.973	18.950	8	13:39:33.246	50.732	+1.631	17.304	14.024	19.404
15	13:45:12.328	49.978	+1.044	17.400	13.519	19.059	9	13:40:22.647	49.401	+0.300	17.225	13.022	19.154
16	13:46:02.623	50.295	+1.361	17.144	13.010	20.141	10	13:41:11.885	49.238	+0.137	17.134	12.945	19.159
							11	13:42:00.986	49.101		17.085	12.892	19.124
							12	13:42:50.178	49.192	+0.091	17.144	13.020	19.028
(622) Andreas BACKMAN													
1	13:33:41.633	58.193	+9.539	24.457	13.728	20.008	13	13:43:39.880	49.702	+0.601	17.264	13.155	19.283
2	13:34:34.083	52.450	+3.796	17.839	13.478	21.133	14	13:44:29.963	50.083	+0.982	17.492	13.066	19.525
3	13:35:23.631	49.548	+0.894	17.283	13.134	19.131	15	13:45:19.581	49.618	+0.517	17.176	13.156	19.286
4	13:36:14.202	50.571	+1.917	17.071	13.307	20.193	16	13:46:09.731	50.150	+1.049	17.622	13.021	19.507
5	13:37:04.001	49.799	+1.145	17.422	13.356	19.021	(649) Alexander ZENKIN						
6	13:37:53.198	49.197	+0.543	17.260	12.868	19.069	1	13:33:40.910	54.928	+5.811	20.666	14.198	20.064
7	13:38:42.127	48.929	+0.275	16.974	12.905	19.050	2	13:34:31.574	50.664	+1.547	17.884	13.367	19.413
8	13:39:32.523	50.396	+1.742	17.331	13.762	19.303	3	13:35:23.114	51.540	+2.423	17.696	13.508	20.336
9	13:40:21.502	48.979	+0.325	17.202	12.882	18.895	4	13:36:14.499	51.385	+2.268	17.296	13.496	20.593
10	13:41:11.122	49.620	+0.966	17.407	13.129	19.084	5	13:37:05.831	51.332	+2.215	17.495	13.613	20.224
11	13:41:59.776	48.654		16.891	12.815	18.948	6	13:37:55.896	50.065	+0.948	17.730	13.177	19.158
12	13:42:49.029	49.253	+0.599	17.025	13.080	19.148	7	13:38:45.297	49.401	+0.284	17.254	13.047	19.100
13	13:43:37.775	48.746	+0.092	16.961	12.916	18.869	8	13:39:34.902	49.605	+0.488	17.257	13.162	19.186
14	13:44:26.516	48.741	+0.087	16.941	12.937	18.863	9	13:40:24.488	49.586	+0.469	17.153	13.271	19.162
15	13:45:15.342	48.826	+0.172	16.987	12.926	18.913	10	13:41:13.722	49.234	+0.117	17.138	12.984	19.112
16	13:46:04.036	48.694	+0.040	16.871	12.885	18.938	11	13:42:02.839	49.117		17.110	12.999	19.008
							12	13:42:52.191	49.352	+0.235	17.163	13.116	19.073
							13	13:43:41.525	49.334	+0.217	17.209	13.108	19.017
							14	13:44:31.104	49.579	+0.462	17.180	13.023	19.376
							15	13:45:20.284	49.180	+0.063	17.118	13.108	18.954
							16	13:46:10.070	49.786	+0.669	17.302	13.070	19.414
(621) Martins STEINERTS													
1	13:33:40.607	55.285	+6.069	20.786	14.249	20.250	(624) Anna-Lisa DREYSPRING						
2	13:34:31.230	50.623	+1.407	17.663	13.291	19.669	1	13:33:39.700	54.494	+5.395	20.222	13.945	20.327
3	13:35:21.808	50.578	+1.362	17.741	13.321	19.516	2	13:34:30.383	50.683	+1.584	17.671	13.325	19.687
4	13:36:12.317	50.509	+1.293	17.678	13.385	19.446	3	13:35:21.380	50.997	+1.898	17.650	13.313	20.034
5	13:37:02.177	49.860	+0.644	17.294	13.457	19.109	4	13:36:12.892	51.512	+2.413	18.003	13.786	19.723
6	13:37:51.845	49.668	+0.452	17.350	13.031	19.287	5	13:37:03.690	50.798	+1.699	18.219	13.342	19.237
7	13:38:41.717	49.872	+0.656	17.240	13.212	19.420	6	13:37:53.486	49.796	+0.697	17.243	13.069	19.484
8	13:39:31.627	49.910	+0.694	17.521	13.342	19.047	7	13:38:42.855	49.369	+0.270	17.269	13.010	19.090
9	13:40:21.002	49.375	+0.159	17.248	13.165	18.962	8	13:39:33.068	50.213	+1.114	17.194	13.631	19.388
10	13:41:10.236	49.234	+0.018	17.210	13.047	18.977	9	13:40:22.332	49.264	+0.165	17.194	12.900	19.170
11	13:41:59.452	49.216		17.148	13.135	18.933	10	13:41:11.562	49.230	+0.131	17.148	12.998	19.084
12	13:42:49.402	49.950	+0.734	17.265	13.084	19.601	11	13:42:00.661	49.099		17.116	12.949	19.034
13	13:43:39.416	50.014	+0.798	17.294	13.456	19.264	12	13:42:49.818	49.157	+0.058	17.174	12.985	18.998
14	13:44:29.804	50.388	+1.172	17.838	12.968	19.582	13	13:43:39.627	49.809	+0.710	17.163	13.326	19.320
15	13:45:19.349	49.545	+0.329	17.202	13.080	19.263	14	13:44:29.652	50.025	+0.926	17.404	13.096	19.525
16	13:46:09.242	49.893	+0.677	17.370	13.138	19.385	15	13:45:19.247	49.595	+0.496	17.176	13.032	19.387
							16	13:46:10.279	51.032	+1.933	18.183	13.015	19.834
(645) Chris STERKEN													
1	13:33:38.983	54.808	+5.848	20.679	13.868	20.261	(611) Erwin MONTFOORT						
2	13:34:30.007	51.024	+2.064	17.755	13.364	19.905	1	13:33:40.496	55.170	+5.894	20.667	14.096	20.407
3	13:35:20.758	50.751	+1.791	17.593	13.534	19.624	2	13:34:31.451	50.955	+1.679	18.053	13.267	19.635
4	13:36:11.611	50.853	+1.893	17.510	13.392	19.951	3	13:35:22.435	50.984	+1.708	17.680	13.566	19.738
5	13:37:02.440	50.829	+1.869	17.477	14.134	19.218	4	13:36:13.668	51.233	+1.957	17.564	13.677	19.992
6	13:37:52.032	49.592	+0.632	17.195	13.039	19.358	5	13:37:03.948	50.280	+1.004	17.694	13.303	19.283
7	13:38:41.593	49.561	+0.601	17.215	13.112	19.234	6	13:37:53.847	49.899	+0.623	17.674	13.052	19.173
8	13:39:32.439	50.846	+1.886	17.442	14.097	19.307	7	13:38:43.875	50.028	+0.752	17.315	13.456	19.257
9	13:40:21.399	48.960		17.030	12.955	18.975	8	13:39:34.021	50.146	+0.870	17.255	13.182	19.709
10	13:41:11.339	49.940	+0.980	17.363	13.427	19.150	9	13:40:23.876	49.855	+0.579	17.379	13.070	19.406
11	13:42:00.321	48.982	+0.022	17.025	12.971	18.986	10	13:41:13.152	49.276		17.261	12.947	19.068
12	13:42:49.513	49.192	+0.232	17.058	12.918	19.216	11	13:42:02.621	49.469	+0.193	17.311	12.987	19.171
13	13:43:39.292	49.779	+0.819	17.310	13.258	19.211	12	13:42:51.921	49.300	+0.024	17.232	13.005	19.063
14	13:44:30.196	50.904	+1.944	18.730	13.077	19.097	13	13:43:41.310	49.389	+0.113	17.355	12.955	19.079
15	13:45:19.750	49.554	+0.594	17.188	13.107	19.259	14	13:44:31.573	50.263	+0.987	17.218	12.987	20.058
16	13:46:09.354	49.604	+0.644	17.275	12.995	19.334	15	13:45:21.098	49.525	+0.249	17.207	13.219	19.099
							16	13:46:10.499	49.401	+0.125	17.204	13.003	19.194
(700) Christophe ADAMS													
1	13:33:40.245	55.063	+5.962	20.315	14.103	20.645							
2	13:34:31.116	50.871	+1.770	17.784	13.321	19.766							
3	13:35:21.742	50.626	+1.525	17.664	13.420	19.542							
4	13:36:12.654	50.912	+1.811	17.965	13.565	19.382							



Rotax Euro Challenge 2013 Laghi / Italy

Rotax DD2

Laghi / Italy 1,256 Km

Final

2013-05-26 13:30

Race (16 Laps) started at 13:32:42

Lap	Time of Day	Lap Tm	Diff	S1 Tm	S2 Tm	S3 Tm	Lap	Time of Day	Lap Tm	Diff	S1 Tm	S2 Tm	S3 Tm
(616) Antti RAMMO							11	13:42:07.664	49.783	+0.309	17.371	13.153	19.259
1	13:33:39.231	54.802	+5.514	20.758	13.840	20.204	12	13:42:57.428	49.764	+0.290	17.331	13.208	19.225
2	13:34:30.109	50.878	+1.590	17.786	13.284	19.808	13	13:43:46.902	49.474		17.207	13.112	19.155
3	13:35:20.967	50.858	+1.570	17.828	13.281	19.749	14	13:44:36.449	49.547	+0.073	17.200	13.152	19.195
4	13:36:11.344	50.377	+1.089	17.796	13.027	19.554	15	13:45:26.150	49.701	+0.227	17.325	13.171	19.205
5	13:37:01.575	50.231	+0.943	17.672	13.285	19.274	16	13:46:15.694	49.544	+0.070	17.216	13.107	19.221
6	13:37:51.715	50.140	+0.852	17.329	13.049	19.762	(719) Florent LAMBERT						
7	13:38:41.901	50.186	+0.898	17.231	13.848	19.107	1	13:33:40.816	55.365	+5.783	20.849	14.270	20.246
8	13:39:33.672	51.771	+2.483	17.474	14.603	19.694	2	13:34:34.313	53.497	+3.915	18.255	14.045	21.197
9	13:40:23.008	49.336	+0.048	17.274	12.989	19.073	3	13:35:24.512	50.199	+0.617	17.596	13.225	19.378
10	13:41:12.732	49.724	+0.436	17.263	13.051	19.410	4	13:36:15.142	50.630	+1.048	17.571	13.152	19.907
11	13:42:02.186	49.454	+0.166	17.301	13.019	19.134	5	13:37:06.292	51.150	+1.568	17.651	13.185	20.314
12	13:42:51.811	49.625	+0.337	17.291	13.098	19.236	6	13:37:57.748	51.456	+1.874	18.055	13.724	19.677
13	13:43:41.099	49.288		17.250	12.957	19.081	7	13:38:48.063	50.315	+0.733	17.545	13.434	19.336
14	13:44:31.790	50.691	+1.403	17.286	13.075	20.330	8	13:39:38.633	50.570	+0.988	17.474	13.744	19.352
15	13:45:21.418	49.628	+0.340	17.334	13.075	19.219	9	13:40:28.465	49.832	+0.250	17.556	13.141	19.135
16	13:46:11.005	49.587	+0.299	17.343	13.027	19.217	10	13:41:18.083	49.618	+0.036	17.435	13.076	19.107
(641) Tom PYTTLIK							11	13:42:07.900	49.817	+0.235	17.516	13.064	19.237
1	13:33:39.496	54.934	+5.691	20.505	14.124	20.305	12	13:42:57.632	49.732	+0.150	17.360	13.128	19.244
2	13:34:30.781	51.285	+2.042	17.745	13.604	19.936	13	13:43:47.460	49.828	+0.246	17.445	13.137	19.246
3	13:35:22.062	51.281	+2.038	17.864	13.874	19.543	14	13:44:37.198	49.738	+0.156	17.471	13.085	19.182
4	13:36:14.759	52.697	+3.454	17.756	14.128	20.813	15	13:45:26.780	49.582		17.296	13.110	19.176
5	13:37:05.756	50.997	+1.754	17.513	13.482	20.002	16	13:46:16.517	49.737	+0.155	17.399	13.089	19.249
6	13:37:55.717	49.961	+0.718	17.610	13.152	19.199	(746) Dennis KROES						
7	13:38:45.129	49.412	+0.169	17.241	13.047	19.124	1	13:33:38.802	54.885	+5.213	20.451	14.193	20.241
8	13:39:34.664	49.535	+0.292	17.259	13.143	19.133	2	13:34:29.809	51.007	+1.335	17.821	13.363	19.823
9	13:40:24.786	50.122	+0.879	17.252	13.626	19.244	3	13:35:20.552	50.743	+1.071	17.721	13.362	19.660
10	13:41:14.324	49.538	+0.295	17.251	13.091	19.196	4	13:36:11.058	50.506	+0.834	17.592	13.393	19.521
11	13:42:03.628	49.304	+0.061	17.184	13.038	19.082	5	13:37:05.714	54.656	+4.984	20.321	14.139	20.196
12	13:42:53.016	49.388	+0.145	17.230	13.014	19.144	6	13:37:57.292	51.578	+1.906	18.270	13.326	19.982
13	13:43:42.259	49.243		17.152	13.061	19.030	7	13:38:48.915	51.623	+1.951	17.473	14.175	19.975
14	13:44:32.103	49.844	+0.601	17.216	13.089	19.539	8	13:39:39.123	50.208	+0.536	17.463	13.454	19.291
15	13:45:21.759	49.656	+0.413	17.299	13.092	19.265	9	13:40:28.884	49.761	+0.089	17.393	13.170	19.198
16	13:46:11.267	49.508	+0.265	17.337	13.061	19.110	10	13:41:18.776	49.892	+0.220	17.404	13.218	19.270
(660) Maxi FLEISCHMANN							11	13:42:08.448	49.672		17.349	13.166	19.157
1	13:33:42.194	57.342	+8.030	22.781	13.916	20.645	12	13:42:58.136	49.688	+0.016	17.361	13.168	19.159
2	13:34:33.922	51.728	+2.416	17.611	13.506	20.611	13	13:43:47.857	49.721	+0.049	17.332	13.126	19.263
3	13:35:24.221	50.299	+0.987	17.641	13.178	19.480	14	13:44:37.636	49.779	+0.107	17.414	13.129	19.236
4	13:36:15.029	50.808	+1.496	17.378	13.167	20.263	15	13:45:27.408	49.772	+0.100	17.389	13.181	19.202
5	13:37:06.063	51.034	+1.722	17.414	13.440	20.180	16	13:46:17.351	49.943	+0.271	17.375	13.257	19.311
6	13:37:57.438	51.375	+2.063	18.033	13.295	20.047	(606) Lucas ORROCK						
7	13:38:47.759	50.321	+1.009	17.375	13.257	19.419	1	13:33:38.624	56.231	+6.373	19.766	15.007	21.458
8	13:39:37.556	49.797	+0.485	17.220	13.161	19.416	2	13:34:29.607	50.983	+1.125	17.627	13.223	20.133
9	13:40:27.236	49.680	+0.368	17.206	13.056	19.418	3	13:35:20.453	50.846	+0.988	17.788	13.105	19.953
10	13:41:16.915	49.679	+0.367	17.242	13.134	19.303	4	13:36:10.771	50.318	+0.460	17.514	13.057	19.747
11	13:42:06.497	49.582	+0.270	17.174	13.087	19.321	5	13:37:00.905	50.134	+0.276	17.506	13.123	19.505
12	13:42:56.179	49.682	+0.370	17.263	13.073	19.346	6	13:37:50.865	49.960	+0.102	17.395	13.137	19.428
13	13:43:45.724	49.545	+0.233	17.188	13.182	19.175	7	13:38:41.441	50.576	+0.718	17.572	13.141	19.863
14	13:44:35.336	49.612	+0.300	17.245	13.145	19.222	8	13:39:42.646	1:01.205	+11.347	17.501	23.144	20.560
15	13:45:24.648	49.312		17.177	13.027	19.108	9	13:40:32.504	49.858		17.541	13.031	19.286
16	13:46:14.240	49.592	+0.280	17.194	13.107	19.291	10	13:41:22.493	49.989	+0.131	17.456	13.076	19.457
(725) Igor MUKHIN							11	13:42:12.685	50.192	+0.334	17.431	13.146	19.615
1	13:33:41.316	55.545	+6.071	21.023	14.254	20.268	12	13:43:02.553	49.868	+0.010	17.441	13.047	19.380
2	13:34:34.772	53.456	+3.982	17.871	13.592	21.993	13	13:43:52.412	49.859	+0.001	17.335	13.148	19.376
3	13:35:24.958	50.186	+0.712	17.426	13.226	19.534	14	13:44:42.530	50.118	+0.260	17.472	13.197	19.449
4	13:36:15.304	50.346	+0.872	17.349	13.200	19.797	15	13:45:32.584	50.054	+0.196	17.401	13.103	19.550
5	13:37:06.431	51.127	+1.653	17.869	13.300	19.958	16	13:46:23.797	51.213	+1.355	17.374	13.154	20.685
6	13:37:57.666	51.235	+1.761	18.068	13.367	19.800	(601) Mathias DETIGE						
7	13:38:48.308	50.642	+1.168	17.378	13.622	19.642	1	13:33:41.519	58.625	+9.242	24.475	14.018	20.132
8	13:39:38.356	50.048	+0.574	17.329	13.468	19.251	2	13:34:32.492	50.973	+1.590	17.855	13.488	19.630
9	13:40:27.998	49.642	+0.168	17.252	13.162	19.228	3	13:35:23.007	50.515	+1.132	17.254	13.161	20.100
10	13:41:17.881	49.883	+0.409	17.263	13.239	19.381	4	13:36:14.126	51.119	+1.736	17.226	13.509	20.384



Rotax Euro Challenge 2013 Laghi / Italy

Rotax DD2

Laghi / Italy 1,256 Km

Final

2013-05-26 13:30

Race (16 Laps) started at 13:32:42

Lap	Time of Day	Lap Tm	Diff	S1 Tm	S2 Tm	S3 Tm	Lap	Time of Day	Lap Tm	Diff	S1 Tm	S2 Tm	S3 Tm
5	13:37:04.443	50.317	+0.934	17.699	13.542	19.076							
6	13:37:54.054	49.611	+0.228	17.368	13.036	19.207							
7	13:38:43.438	49.384	+0.001	17.214	13.166	19.004							
8	13:39:33.822	50.384	+1.001	17.074	13.449	19.861							
9	13:40:23.205	49.383		17.283	12.966	19.134							
10	13:41:12.622	49.417	+0.034	17.176	12.999	19.242							

(735) Cristiano MORGADO

1	13:33:36.959	53.702	+2.927	19.947	13.856	19.899
2	13:34:28.642	51.683	+0.908	17.447	13.457	20.779
3	13:35:20.149	51.507	+0.732	17.856	13.264	20.387
4	13:36:10.924	50.775		17.594	13.210	19.971