



# Rotax Euro Challenge 2013 Genk / Belgium

Rotax Juniors

Genk / Belgium 1,360 Km

Non Qualifying Practice Even Numbers

2013-03-29 11:20

Practice (7:00 Time) started at 11:20:00

Pos	No.	Name	Nat.	Chassis	Race Team	Laps	Best Tm	Diff	Gap In Lap	km/h
1	52	Lando NORRIS	GBR	Tonykart	RL Racing Dept UK	8	56.456			7 86,722
2	78	Lars LAMBORELLE	NLD	Gillard	DFK	7	56.560	0.104	0.104	7 86,563
3	22	Connor HALL	GBR	Tonykart	Strawberry Racing	7	56.598	0.142	0.038	6 86,505
4	38	Dennis TIJJS	NLD	FA Kart	Team TKP	7	56.644	0.188	0.046	4 86,435
5	58	Mitchell CHEAH MIN JIE	MYS	Maddox	Maddox Racing Team	7	56.718	0.262	0.074	7 86,322
6	66	Nick DUNCKER	NLD	Alonso	Dream Team Racing	7	56.765	0.309	0.047	7 86,250
7	40	Jack BARTHOLOMEW	GBR	Tonykart	Coles Racing	7	56.770	0.314	0.005	7 86,243
8	60	Jakub KADLCAK	CZE	Sodi	Gregor Racing	7	56.904	0.448	0.134	7 86,040
9	8	Guan Yu ZHOU	GBR	Tonykart	Strawberry Racing	7	56.914	0.458	0.010	5 86,025
10	44	Jack McCARTHY	GBR	Tonykart	RL Racing Dept UK	7	56.967	0.511	0.053	6 85,944
11	32	Rinus van KALMTHOUT	NLD	FA Kart	Team TKP	7	57.002	0.546	0.035	7 85,892
12	30	Sena SAKAGUCHI	JPN	Intrepid	Intrepid Driver Program	8	57.039	0.583	0.037	7 85,836
13	12	Thomas PREINING	AUT	Formula K	Protrain Racing	7	57.055	0.599	0.016	7 85,812
14	24	Denise DE ROOIJ	NLD	Expirit	Van Galen Racing	7	57.064	0.608	0.009	7 85,798
15	28	Leonard HOOGENBOOM	NLD	FA Kart	Team TKP	7	57.212	0.756	0.148	7 85,576
16	14	Ralf ARON	EST	Tonykart	Aix Racing Team	7	57.213	0.757	0.001	6 85,575
17	56	Michael McCARTHY	USA	Birel	KMS Hungary	7	57.300	0.844	0.087	6 85,445
18	46	Mathias S KRISTENSEN	DNK	Tonykart	RS Competition	7	57.324	0.868	0.024	6 85,409
19	34	David WOODER	GBR	Alonso	Dan Holland Racing	7	57.341	0.885	0.017	6 85,384
20	50	Lars van VARK	NLD	Sodi	Van der Pol Racing	7	57.395	0.939	0.054	7 85,304
21	16	Tomas SALVA	CZE	MS Kart	MS Kart Racing Team	7	57.470	1.014	0.075	7 85,192
22	42	Tristan CHARPENTIER	FRA	Tonykart	Coles Racing	7	57.515	1.059	0.045	7 85,126
23	36	Eline CHEHIN	NLD	FA Kart	Team TKP	7	57.617	1.161	0.102	6 84,975
24	54	Mihails BUDOVSKIVS	LVA	Tonykart	MRG Racing	7	57.620	1.164	0.003	6 84,970
25	26	Louis SIMMENAUER	FRA	Art GP	Art Grand Prix	7	57.657	1.201	0.037	6 84,916
26	74	Gavin REICHEL	USA	Alonso	Dan Holland Racing	7	57.746	1.290	0.089	7 84,785
27	76	Rokas BACIUSKA	LTU	Energy	Energy Racing It	7	57.747	1.291	0.001	7 84,784
28	70	Marvin PIONKE	DEU	Kosmic	RS Competition	5	57.798	1.342	0.051	5 84,709
29	18	Clement NOVALAK	CHE	Tonykart	TK Racing	7	57.940	1.484	0.142	6 84,501
30	62	Nikolas SZABO	SVK	Sodi	Gregor Racing	7	57.941	1.485	0.001	4 84,500
31	48	Alessandro STURA	ITA	Formula K	Fk Racing Team AB Ltd	7	57.957	1.501	0.016	5 84,476
32	20	Omar ISMAIL	GBR	Tonykart	Strawberry Racing	7	57.987	1.531	0.030	7 84,433
33	64	Anton ASTASHENKO	BLR	Intrepid	M-Racing	7	58.230	1.774	0.243	7 84,080
34	72	Jonathan JUDEK	DEU	Praga	M-Tec Praga Racing	5	1:02.770	6.314	4.540	2 77,999







# Rotax Euro Challenge 2013 Genk / Belgium

Rotax Juniors

Genk / Belgium 1,360 Km

Non Qualifying Practice Even Numbers

2013-03-29 11:20

Practice (7:00 Time) started at 11:20:00

Lap	Time of Day	Lap Tm	Diff	S1 Tm	S2 Tm	S3 Tm	Lap	Time of Day	Lap Tm	Diff	S1 Tm	S2 Tm	S3 Tm
2	11:22:31.578	1:00.274	+2.333	24.170	18.052	18.052							
3	11:23:31.306	59.728	+1.787	24.034	18.023	17.671							
4	11:24:29.247	<b>57.941</b>		<b>23.054</b>	<b>17.229</b>	17.658							
5	11:25:28.595	59.348	+1.407	24.209	17.311	17.828							
6	11:26:27.701	59.106	+1.165	23.181	17.786	18.139							
7	11:27:26.050	58.349	+0.408	23.561	17.263	<b>17.525</b>							

(48) Alessandro STURA

1	11:21:19.325	1:06.011	+8.054	27.736	19.706	18.569
2	11:22:21.077	1:01.752	+3.795	25.204	18.627	17.921
3	11:23:19.740	58.663	+0.706	23.649	17.264	17.750
4	11:24:17.886	58.146	+0.189	23.442	17.219	17.485
5	11:25:15.843	<b>57.957</b>		<b>23.298</b>	17.252	<b>17.407</b>
6	11:26:14.714	58.871	+0.914	24.039	17.239	17.593
7	11:27:12.694	57.980	+0.023	23.340	<b>17.203</b>	17.437

(20) Omar ISMAIL

1	11:21:29.059	1:08.238	+10.251	30.905	19.064	18.269
2	11:22:28.429	59.370	+1.383	23.955	17.781	17.634
3	11:23:28.278	59.849	+1.862	24.229	17.761	17.859
4	11:24:28.388	1:00.110	+2.123	24.699	17.569	17.842
5	11:25:29.021	1:00.633	+2.646	25.375	17.415	17.843
6	11:26:27.513	58.492	+0.505	<b>23.272</b>	17.535	17.685
7	11:27:25.500	<b>57.987</b>		23.555	<b>17.183</b>	<b>17.249</b>

(64) Anton ASTASHENKO

1	11:21:36.983	1:07.411	+9.181	29.172	18.861	19.378
2	11:22:38.187	1:01.204	+2.974	24.215	18.718	18.271
3	11:23:37.171	58.984	+0.754	23.838	17.412	17.734
4	11:24:36.756	59.585	+1.355	24.032	17.676	17.877
5	11:25:36.544	59.788	+1.558	24.559	17.522	17.707
6	11:26:35.531	58.987	+0.757	23.806	17.494	17.687
7	11:27:33.761	<b>58.230</b>		<b>23.400</b>	<b>17.265</b>	<b>17.565</b>

(72) Jonathan JUDEK

1	11:21:22.288	1:05.944	+3.174	27.688	19.274	18.982
2	11:22:25.058	<b>1:02.770</b>		<b>25.246</b>	18.960	<b>18.564</b>
3	11:23:32.642	1:07.584	+4.814	27.538	21.320	18.726
4	11:24:35.941	1:03.299	+0.529	25.570	<b>18.787</b>	18.942
5	11:25:39.784	1:03.843	+1.073	26.137	18.874	18.832



# Rotax Euro Challenge 2013 Genk / Belgium

Rotax Juniors

Genk / Belgium 1,360 Km

Non Qualifying Practice Odd Numbers

2013-03-29 11:30

Practice (7:00 Time) started at 11:30:00

Pos	No.	Name	Nat.	Chassis	Race Team	Laps	Best Tm	Diff	Gap In Lap	km/h
1	27	Josh PRICE	GBR	Tonykart	Chris Rogers M/Sport	7	55.907			4 87,574
2	17	Jai NIJJAR	GBR	Tonykart	Chris Rogers M/Sport	7	56.068	0.161	0.161	7 87,323
3	31	Juri VIPS	EST	Tonykart	Strawberry Racing	7	56.108	0.201	0.040	5 87,260
4	5	Max AITKEN	GBR	Tonykart	Strawberry Racing	6	56.147	0.240	0.039	5 87,200
5	33	Berkay BESLER	TUR	Tonykart	DNR Racing/Bouvin	7	56.385	0.478	0.238	6 86,832
6	55	Thomas ISSA	JAM	Tonykart	Strawberry Racing	7	56.402	0.495	0.017	5 86,805
7	39	Philip HAMPRECHT	DEU	Kosmic	Paul Carr Racing	7	56.465	0.558	0.063	7 86,709
8	79	Shanaka CLAY	GBR	Tonykart		7	56.579	0.672	0.114	7 86,534
9	35	Savannah Megan COURTE	ESP	Intrepid	Intrepid Driver Program	7	56.604	0.697	0.025	7 86,496
10	21	Dries VANTHOOR	BEL	Maranello	Maranello Kart	7	56.630	0.723	0.026	7 86,456
11	67	Eric STAHL	NLD	Zanardi	G-Star Raw Racing	7	56.748	0.841	0.118	6 86,276
12	65	Nathan HEDOUIN	FRA	Art GP	Art Grand Prix France	7	56.750	0.843	0.002	5 86,273
13	77	Max TIMMERMANS	BEL	Maranello	EGP	6	56.794	0.887	0.044	5 86,206
14	75	Patrick HANNAH	ARE	DR	VPDR	7	56.799	0.892	0.005	4 86,199
15	69	Jarno OPMEER	NLD	Maddox	Maddox Racing Team	7	56.832	0.925	0.033	6 86,149
16	59	Slavinski DZIANIS	BLR	Zanardi	M Racing	7	56.916	1.009	0.084	5 86,022
17	45	Darren KEANE	USA	Tonykart	Strawberry Racing	7	56.967	1.060	0.051	4 85,944
18	53	Teodor MORIN	SWE	Kosmic	Paul Carr Racing	7	56.989	1.082	0.022	7 85,911
19	47	Deniz BECKERS	NLD	Topkart	Slangen Karting	7	57.018	1.111	0.029	7 85,868
20	63	Jan-Erik MEIKUP	EST	Tonykart	TBA	7	57.023	1.116	0.005	4 85,860
21	71	Edward TANSLEY	GBR	Tonykart	TBD	7	57.127	1.220	0.104	4 85,704
22	43	Dominik MUSIATOWICS	POL	CRG	Wyrzykowski M/Sport	7	57.311	1.404	0.184	6 85,429
23	51	Daniel LOUKO	FIN	Formula K	Fk Racing Team AB Ltd	7	57.328	1.421	0.017	7 85,403
24	57	Maxim SHTOTLAND	RUS	Tonykart	Mayak Rotax	7	57.458	1.551	0.130	4 85,210
25	25	Mark MOOR	EST	Tonykart	Aix Racing Team	7	57.537	1.630	0.079	7 85,093
26	49	Lorenzo van RIET	NLD	Tonykart	Torenvliet M/S	5	57.552	1.645	0.015	4 85,071
27	19	Christopher DREYSPRING	DEU	CRG	TAD Racing	6	57.565	1.658	0.013	3 85,052
28	29	Martins SESKS	LVA	Gillard	MRG Racing	7	57.599	1.692	0.034	4 85,001
29	41	Damien WISNICKI	POL	OK1	OK1 Racing Team	7	57.710	1.803	0.111	7 84,838
30	61	Maximilian SCHMITT	DEU	Praga	M-Tec Praga Racing	7	57.811	1.904	0.101	5 84,690
31	37	Jonatan SEGLESON	SWE	CRG	Radne Motor AB	7	57.833	1.926	0.022	5 84,658







Rotax Euro Challenge 2013 Genk / Belgium

Rotax Juniors Genk / Belgium 1,360 Km

Non Qualifying Practice Odd Numbers 2013-03-29 11:30

Practice (7:00 Time) started at 11:30:00

Lap	Time of Day	Lap Tm	Diff	S1 Tm	S2 Tm	S3 Tm	Lap	Time of Day	Lap Tm	Diff	S1 Tm	S2 Tm	S3 Tm
7	11:37:20.605	59.258	+1.447	23.848	17.727	17.683							
(37) Jonatan SEGLESON													
1	11:31:40.659	1:06.817	+8.984	29.009	18.928	18.880							
2	11:32:40.312	59.653	+1.820	24.222	17.627	17.804							
3	11:33:39.657	59.345	+1.512	24.175	17.433	17.737							
4	11:34:38.032	58.375	+0.542	23.674	17.260	17.441							
5	11:35:35.865	<b>57.833</b>		<b>23.277</b>	<b>17.178</b>	<b>17.378</b>							
6	11:36:34.446	58.581	+0.748	23.706	17.282	17.593							
7	11:37:33.052	58.606	+0.773	23.410	17.441	17.755							

Timekeeping Ingrid and Meik Wagner:  Clerk of the course Nigel Edwards:

Steward (Chairman) Horst Seidel: Chief Scrutineer Paul Klaassen: [www.mylaps.com](http://www.mylaps.com)





# Rotax Euro Challenge 2013 Genk / Belgium

Rotax Juniors

Genk / Belgium 1,360 Km

Qualifying Practice Group J1

2013-03-29 15:00

Qualifying (15:00 Time) started at 15:00:02

Pos	No.	Name	Nat.	Chassis	Race Team	Laps	Best Tm	Diff	Gap In Lap	km/h	
1	38	Dennis TIJJS	NLD	FA Kart	Team TKP	10	56.036		6	87,372	
2	52	Lando NORRIS	GBR	Tonykart	RL Racing Dept UK	10	56.037	0.001	0.001	4	87,371
3	17	Jai NIJJAR	GBR	Tonykart	Chris Rogers M/Sport	10	56.064	0.028	0.027	6	87,329
4	39	Philip HAMPRECHT	DEU	Kosmic	Paul Carr Racing	10	56.185	0.149	0.121	8	87,141
5	32	Rinus van KALMTHOUT	NLD	FA Kart	Team TKP	10	56.279	0.243	0.094	8	86,995
6	69	Jarno OPMEER	NLD	Maddox	Maddox Racing Team	10	56.288	0.252	0.009	5	86,981
7	34	David WOODER	GBR	Alonso	Dan Holland Racing	10	56.317	0.281	0.029	4	86,936
8	70	Marvin PIONKE	DEU	Kosmic	RS Competition	10	56.351	0.315	0.034	7	86,884
9	60	Jakub KADLCAK	CZE	Sodi	Gregor Racing	10	56.359	0.323	0.008	10	86,872
10	47	Deniz BECKERS	NLD	Topkart	Slangen Karting	10	56.361	0.325	0.002	10	86,869
11	36	Eline CHEHIN	NLD	FA Kart	Team TKP	10	56.366	0.330	0.005	5	86,861
12	77	Max TIMMERMANS	BEL	Maranello	EGP	10	56.368	0.332	0.002	5	86,858
13	28	Leonard HOOGENBOOM	NLD	FA Kart	Team TKP	10	56.442	0.406	0.074	9	86,744
14	58	Mitchell CHEAH MIN JIE	MYS	Maddox	Maddox Racing Team	10	56.483	0.447	0.041	10	86,681
15	5	Max AITKEN	GBR	Tonykart	Strawberry Racing	10	56.486	0.450	0.003	8	86,676
16	19	Christopher DREYSPRING	DEU	CRG	TAD Racing	10	56.522	0.486	0.036	9	86,621
17	12	Thomas PREINING	AUT	Formula K	Protrain Racing	10	56.548	0.512	0.026	10	86,581
18	71	Edward TANSLEY	GBR	Tonykart	TBD	10	56.574	0.538	0.026	10	86,542
19	63	Jan-Erik MEIKUP	EST	Tonykart	TBA	10	56.578	0.542	0.004	5	86,535
20	45	Darren KEANE	USA	Tonykart	Strawberry Racing	10	56.579	0.543	0.001	10	86,534
21	54	Mihails BUDOVSKIVS	LVA	Tonykart	MRG Racing	10	56.613	0.577	0.034	5	86,482
22	53	Teodor MORIN	SWE	Kosmic	Paul Carr Racing	10	56.641	0.605	0.028	10	86,439
23	51	Daniel LOUKO	FIN	Formula K	Fk Racing Team AB Ltd	10	56.646	0.610	0.005	10	86,432
24	29	Martins SESKS	LVA	Gillard	MRG Racing	10	56.659	0.623	0.013	9	86,412
25	43	Dominik MUSIATOWICS	POL	CRG	Wyrzykowski M/Sport	10	56.741	0.705	0.082	10	86,287
26	35	Savannah Megan COURTE	ESP	Intrepid	Intrepid Driver Program	10	56.796	0.760	0.055	10	86,203
27	75	Patrick HANNAH	ARE	DR	VPDR	10	56.797	0.761	0.001	5	86,202
28	24	Denise DE ROOIJ	NLD	Expirit	Van Galen Racing	10	56.856	0.820	0.059	5	86,112
29	72	Jonathan JUDEK	DEU	Praga	M-Tec Praga Racing	10	56.878	0.842	0.022	10	86,079
30	20	Omar ISMAIL	GBR	Tonykart	Strawberry Racing	10	56.920	0.884	0.042	10	86,015
31	25	Mark MOOR	EST	Tonykart	Aix Racing Team	10	57.027	0.991	0.107	10	85,854
32	48	Alessandro STURA	ITA	Formula K	Fk Racing Team AB Ltd	10	57.123	1.087	0.096	5	85,710

## Announcements

These results are provisional until the conclusion of any judicial and technical matters







# Rotax Euro Challenge 2013 Genk / Belgium

Rotax Juniors

Genk / Belgium 1,360 Km

Qualifying Practice Group J1

2013-03-29 15:00

Qualifying (15:00 Time) started at 15:00:02

Lap	Time of Day	Lap Tm	Diff	S1 Tm	S2 Tm	S3 Tm	Lap	Time of Day	Lap Tm	Diff	S1 Tm	S2 Tm	S3 Tm
<b>(51) Daniel LOUKO</b>							5	15:10:30.060	<b>56.856</b>		22.993	<b>16.842</b>	17.021
1	15:06:35.246	1:07.436	+10.790	29.623	19.301	18.512	6	15:11:27.554	57.494	+0.638	22.955	17.456	17.083
2	15:07:34.184	58.938	+2.292	24.037	17.545	17.356	7	15:12:24.530	56.976	+0.120	22.934	16.909	17.133
3	15:08:31.778	57.594	+0.948	23.082	17.268	17.244	8	15:13:21.895	57.365	+0.509	23.374	16.906	17.085
4	15:09:28.992	57.214	+0.568	22.968	17.034	17.212	9	15:14:18.905	57.010	+0.154	<b>22.847</b>	16.988	17.175
5	15:10:26.441	57.449	+0.803	22.807	17.077	17.565	10	15:15:15.891	56.986	+0.130	23.051	16.854	17.081
6	15:11:23.747	57.306	+0.660	23.109	16.967	17.230	<b>(72) Jonathan JUDEK</b>						
7	15:12:20.746	56.999	+0.353	22.773	17.113	17.113	1	15:06:35.384	1:06.756	+9.878	29.245	19.084	18.427
8	15:13:18.068	57.322	+0.676	23.098	17.086	17.138	2	15:07:34.415	59.031	+2.153	24.171	17.491	17.369
9	15:14:14.872	56.804	+0.158	22.666	16.969	17.169	3	15:08:31.966	57.551	+0.673	23.235	17.021	17.295
10	15:15:11.518	<b>56.646</b>		<b>22.640</b>	<b>16.933</b>	<b>17.073</b>	4	15:09:29.150	57.184	+0.306	23.029	16.923	17.232
<b>(29) Martins SESKS</b>							5	15:10:26.881	57.731	+0.853	23.516	16.970	17.245
1	15:06:33.537	1:02.926	+6.267	27.058	18.166	17.702	6	15:11:26.566	59.685	+2.807	24.088	18.271	17.326
2	15:07:31.173	57.636	+0.977	23.200	17.025	17.411	7	15:12:23.825	57.259	+0.381	22.990	17.078	17.191
3	15:08:28.078	56.905	+0.246	22.965	16.815	17.125	8	15:13:23.543	59.718	+2.840	24.608	17.919	17.191
4	15:09:24.836	56.758	+0.099	22.833	16.826	17.099	9	15:14:21.179	57.636	+0.758	23.115	17.394	17.127
5	15:10:21.773	56.937	+0.278	22.861	16.836	17.240	10	15:15:18.057	<b>56.878</b>		<b>22.907</b>	<b>16.880</b>	<b>17.091</b>
6	15:11:18.486	56.713	+0.054	22.795	16.849	<b>17.069</b>	<b>(20) Omar ISMAIL</b>						
7	15:12:15.676	57.190	+0.531	22.821	17.056	17.313	1	15:06:27.527	1:04.064	+7.144	27.937	18.382	17.745
8	15:13:12.424	56.748	+0.089	22.790	16.812	17.146	2	15:07:25.481	57.954	+1.034	23.500	17.214	17.240
9	15:14:09.083	<b>56.659</b>		<b>22.767</b>	<b>16.799</b>	17.093	3	15:08:22.700	57.219	+0.299	22.961	16.946	17.312
10	15:15:06.207	57.124	+0.465	22.833	17.057	17.234	4	15:09:20.237	57.537	+0.617	23.552	<b>16.889</b>	17.096
<b>(43) Dominik MUSIATOWICS</b>							5	15:10:23.610	1:03.373	+6.453	<b>22.676</b>	16.965	23.732
1	15:06:27.747	1:03.211	+6.470	26.978	18.386	17.847	6	15:11:27.655	1:04.045	+7.125	24.015	21.991	18.039
2	15:07:25.644	57.897	+1.156	23.406	17.198	17.293	7	15:12:25.602	57.947	+1.027	23.591	17.177	17.179
3	15:08:23.066	57.422	+0.681	23.366	16.935	17.121	8	15:13:23.099	57.497	+0.577	22.894	17.375	17.228
4	15:09:19.915	56.849	+0.108	22.977	16.817	<b>17.055</b>	9	15:14:20.180	57.081	+0.161	22.985	16.966	17.130
5	15:10:17.134	57.219	+0.478	22.794	<b>16.793</b>	17.632	10	15:15:17.100	<b>56.920</b>		22.849	16.980	<b>17.091</b>
6	15:11:14.264	57.130	+0.389	22.898	16.977	17.255	<b>(25) Mark MOOR</b>						
7	15:12:11.533	57.269	+0.528	22.999	17.013	17.257	1	15:06:39.082	1:05.087	+8.060	28.391	18.672	18.024
8	15:13:08.470	56.937	+0.196	22.839	16.903	17.195	2	15:07:38.006	58.924	+1.897	23.628	17.640	17.656
9	15:14:05.626	57.156	+0.415	23.153	16.890	17.113	3	15:08:35.547	57.541	+0.514	22.878	17.513	17.150
10	15:15:02.367	<b>56.741</b>		<b>22.662</b>	16.865	17.214	4	15:09:32.831	57.284	+0.257	22.862	17.235	17.187
<b>(35) Savannah Megan COURTENAY</b>							5	15:10:31.003	58.172	+1.145	24.224	<b>16.874</b>	<b>17.074</b>
1	15:06:30.221	1:02.357	+5.561	26.519	18.097	17.741	6	15:11:28.612	57.609	+0.582	22.865	17.330	17.414
2	15:07:28.204	57.983	+1.187	23.497	17.068	17.418	7	15:12:25.984	57.372	+0.345	23.185	16.992	17.195
3	15:08:25.551	57.347	+0.551	23.011	16.939	17.397	8	15:13:23.932	57.948	+0.921	22.972	17.689	17.287
4	15:09:22.917	57.366	+0.570	23.259	16.934	17.173	9	15:14:22.169	58.237	+1.210	23.100	17.827	17.310
5	15:10:19.787	56.870	+0.074	22.771	16.963	17.136	10	15:15:19.196	<b>57.027</b>		<b>22.828</b>	17.084	17.115
6	15:11:17.246	57.459	+0.663	22.896	17.265	17.298	<b>(48) Alessandro STURA</b>						
7	15:12:14.271	57.025	+0.229	22.891	16.978	17.156	1	15:06:37.142	1:02.611	+5.488	27.174	17.997	17.440
8	15:13:11.132	56.861	+0.065	22.920	<b>16.832</b>	17.109	2	15:07:36.809	59.667	+2.544	23.950	18.019	17.698
9	15:14:08.368	57.236	+0.440	23.239	16.896	<b>17.101</b>	3	15:08:34.760	57.951	+0.828	23.753	17.039	17.159
10	15:15:05.164	<b>56.796</b>		<b>22.756</b>	16.907	17.133	4	15:09:32.615	57.855	+0.732	23.415	17.139	17.301
<b>(75) Patrick HANNAH</b>							5	15:10:29.738	<b>57.123</b>		<b>23.210</b>	<b>16.829</b>	<b>17.084</b>
1	15:06:35.643	1:03.530	+6.733	27.139	18.228	18.163	6	15:11:27.469	57.731	+0.608	23.233	17.253	17.245
2	15:07:35.637	59.994	+3.197	24.914	17.743	17.337	7	15:12:24.929	57.460	+0.337	23.451	16.891	17.118
3	15:08:32.906	57.269	+0.472	22.895	17.086	17.288	8	15:13:23.250	58.321	+1.198	23.499	17.610	17.212
4	15:09:30.547	57.641	+0.844	23.470	16.890	17.281	9	15:14:21.402	58.152	+1.029	23.409	17.507	17.236
5	15:10:27.344	<b>56.797</b>		22.970	<b>16.855</b>	<b>16.972</b>	10	15:15:19.016	57.614	+0.491	23.321	17.126	17.167
6	15:11:30.045	1:02.701	+5.904	24.374	19.749	18.578	<b>(24) Denise DE ROOIJ</b>						
7	15:12:27.397	57.352	+0.555	23.010	17.138	17.204	1	15:06:40.808	1:04.811	+7.955	28.532	18.431	17.848
8	15:13:24.598	57.201	+0.404	23.158	16.904	17.139	2	15:07:39.267	58.459	+1.603	23.914	17.279	17.266
9	15:14:22.451	57.853	+1.056	<b>22.748</b>	18.035	17.070	3	15:08:36.299	57.032	+0.176	23.066	16.902	17.064
10	15:15:19.442	56.991	+0.194	22.961	16.990	17.040	4	15:09:33.204	56.905	+0.049	22.953	16.981	<b>16.971</b>

Timekeeping Ingrid and Meik Wagner: Clerk of the course Nigel Edwards: www.mylaps.com

Steward (Chairman) Horst Seidel: Chief Scrutineer Paul Klaassen: Licensed to: Motorsport Events

Printed: 2013-03-29 15:17:58 posted at: h Page 3/3



# Rotax Euro Challenge 2013 Genk / Belgium

Rotax Juniors

Genk / Belgium 1,360 Km

Qualifying Practice Group J2

2013-03-29 15:30

Qualifying (15:00 Time) started at 15:30:01

Pos	No.	Name	Nat.	Chassis	Race Team	Laps	Best Tm	Diff	Gap In Lap	km/h	
1	27	Josh PRICE	GBR	Tonykart	Chris Rogers M/Sport	10	55.692		4	87,912	
2	79	Shanaka CLAY	GBR	Tonykart		11	55.729	0.037	0.037	10	87,854
3	8	Guan Yu ZHOU	GBR	Tonykart	Strawberry Racing	11	55.764	0.072	0.035	10	87,799
4	30	Sena SAKAGUCHI	JPN	Intrepid	Intrepid Driver Program	8	55.891	0.199	0.127	7	87,599
5	44	Jack McCARTHY	GBR	Tonykart	RL Racing Dept UK	11	55.926	0.234	0.035	5	87,544
6	31	Juri VIPS	EST	Tonykart	Strawberry Racing	11	55.928	0.236	0.002	7	87,541
7	22	Connor HALL	GBR	Tonykart	Strawberry Racing	11	55.935	0.243	0.007	9	87,530
8	55	Thomas ISSA	JAM	Tonykart	Strawberry Racing	11	55.965	0.273	0.030	7	87,483
9	33	Berkay BESLER	TUR	Tonykart	DNR Racing/Bouvin	10	55.971	0.279	0.006	5	87,474
10	66	Nick DUNCKER	NLD	Alonso	Dream Team Racing	10	55.995	0.303	0.024	8	87,436
11	40	Jack BARTHOLOMEW	GBR	Tonykart	Coles Racing	11	56.022	0.330	0.027	10	87,394
12	14	Ralf ARON	EST	Tonykart	Aix Racing Team	10	56.026	0.334	0.004	6	87,388
13	21	Dries VANTHOOR	BEL	Maranello	Maranello Kart	11	56.064	0.372	0.038	5	87,329
14	46	Mathias S KRISTENSEN	DNK	Tonykart	RS Competition	11	56.066	0.374	0.002	8	87,326
15	65	Nathan HEDOUIN	FRA	Art GP	Art Grand Prix France	10	56.112	0.420	0.046	4	87,254
16	78	Lars LAMBORELLE	NLD	Gillard	DFK	10	56.193	0.501	0.081	10	87,128
17	61	Maximilian SCHMITT	DEU	Praga	M-Tec Praga Racing	10	56.231	0.539	0.038	4	87,069
18	41	Damien WISNICKI	POL	OK1	OK1 Racing Team	11	56.336	0.644	0.105	11	86,907
19	16	Tomas SALVA	CZE	MS Kart	MS Kart Racing Team	10	56.363	0.671	0.027	7	86,865
20	59	Slavinski DZIANIS	BLR	Zanardi	M Racing	14	56.390	0.698	0.027	8	86,824
21	42	Tristan CHARPENTIER	FRA	Tonykart	Coles Racing	11	56.406	0.714	0.016	7	86,799
22	18	Clement NOVALAK	CHE	Tonykart	TK Racing	13	56.422	0.730	0.016	10	86,775
23	74	Gavin REICHEL	USA	Alonso	Dan Holland Racing	10	56.488	0.796	0.066	5	86,673
24	62	Nikolas SZABO	SVK	Sodi	Gregor Racing	10	56.499	0.807	0.011	7	86,656
25	49	Lorenzo van RIET	NLD	Tonykart	Torenvliet M/S	11	56.523	0.831	0.024	8	86,620
26	56	Michael McCARTHY	USA	Birel	KMS Hungary	11	56.541	0.849	0.018	9	86,592
27	26	Louis SIMMENAUER	FRA	Art GP	Art Grand Prix	11	56.568	0.876	0.027	10	86,551
28	67	Eric STAHL	NLD	Zanardi	G-Star Raw Racing	10	56.574	0.882	0.006	6	86,542
29	76	Rokas BACIUSKA	LTU	Energy	Energy Racing It	10	56.634	0.942	0.060	5	86,450
30	64	Anton ASTASHENKO	BLR	Intrepid	M-Racing	9	56.684	0.992	0.050	9	86,374
31	57	Maxim SHTOTLAND	RUS	Tonykart	Mayak Rotax	10	56.692	1.000	0.008	7	86,361
32	50	Lars van VARK	NLD	Sodi	Van der Pol Racing	11	56.772	1.080	0.080	10	86,240
33	37	Jonatan SEGLESON	SWE	CRG	Radne Motor AB	10	56.799	1.107	0.027	7	86,199

## Announcements

These results are provisional until the conclusion of any judicial and technical matters

Timekeeping Ingrid and Meik Wagner:

Clerk of the course Nigel Edwards:

[www.mylaps.com](http://www.mylaps.com)

Steward (Chairman) Horst Seidel:

Chief Scrutineer Paul Klaassen:

Licensed to: Motorsport Events

Printed: 2013-03-29 15:46:30

posted at:

h











Rotax Euro Challenge 2013 Genk / Belgium

Rotax Juniors

Genk / Belgium 1,360 Km

Qualifying Practice Group J2

2013-03-29 15:30

Qualifying (15:00 Time) started at 15:30:01

Lap	Time of Day	Lap Tm	Diff	S1 Tm	S2 Tm	S3 Tm	Lap	Time of Day	Lap Tm	Diff	S1 Tm	S2 Tm	S3 Tm
5	15:40:10.780	56.851	+0.079	22.952	<b>16.787</b>	17.112							
6	15:41:07.645	56.865	+0.093	22.850	16.841	17.174							
7	15:42:04.427	56.782	+0.010	22.889	16.807	<b>17.086</b>							
8	15:43:01.650	57.223	+0.451	23.000	16.877	17.346							
9	15:43:58.838	57.188	+0.416	<b>22.805</b>	16.860	17.523							
10	15:44:55.610	<b>56.772</b>		22.822	16.833	17.117							
11	15:45:52.434	56.824	+0.052	22.811	16.872	17.141							

(37) Jonatan SEGLESON

1	15:32:07.615	1:03.184	+6.385	27.067	18.387	17.730
2	15:33:05.202	57.587	+0.788	23.222	17.108	17.257
3	15:34:02.455	57.253	+0.454	22.849	16.982	17.422
4	15:34:59.828	57.373	+0.574	<b>22.776</b>	16.879	17.718
5	15:35:58.181	58.353	+1.554	23.774	17.171	17.408
6	15:36:55.398	57.217	+0.418	23.070	16.921	17.226
7	15:37:52.197	<b>56.799</b>		22.817	<b>16.853</b>	<b>17.129</b>
8	15:38:49.475	57.278	+0.479	23.056	16.985	17.237
9	15:39:46.399	56.924	+0.125	22.792	16.923	17.209
10	15:40:43.441	57.042	+0.243	22.815	16.949	17.278

Timekeeping Ingrid and Meik Wagner:

Clerk of the course Nigel Edwards:

Steward (Chairman) Horst Seidel:

Chief Scrutineer Paul Klaassen:

[www.mylaps.com](http://www.mylaps.com)



# Rotax Euro Challenge 2013 Genk / Belgium

Rotax Juniors

Genk / Belgium 1,360 Km

Total result Qualifying Group J1 / J2

Pos	No.	Name	Nat.	Chassis	Race Team	Total Best Tm	Diff	QJ1 Best Tm	QJ2 Best Tm
1	27	Josh PRICE	GBR	Tonykart	Chris Rogers M/Sport	55.692			55.692
2	79	Shanaka CLAY	GBR	Tonykart		55.729	0.037		55.729
3	8	Guan Yu ZHOU	GBR	Tonykart	Strawberry Racing	55.764	0.072		55.764
4	30	Sena SAKAGUCHI	JPN	Intrepid	Intrepid Driver Program	55.891	0.199		55.891
5	44	Jack McCARTHY	GBR	Tonykart	RL Racing Dept UK	55.926	0.234		55.926
6	31	Juri VIPS	EST	Tonykart	Strawberry Racing	55.928	0.236		55.928
7	22	Connor HALL	GBR	Tonykart	Strawberry Racing	55.935	0.243		55.935
8	55	Thomas ISSA	JAM	Tonykart	Strawberry Racing	55.965	0.273		55.965
9	33	Berkay BESLER	TUR	Tonykart	DNR Racing/Bouvin	55.971	0.279		55.971
10	66	Nick DUNCKER	NLD	Alonso	Dream Team Racing	55.995	0.303		55.995
11	40	Jack BARTHOLOMEW	GBR	Tonykart	Coles Racing	56.022	0.330		56.022
12	14	Ralf ARON	EST	Tonykart	Aix Racing Team	56.026	0.334		56.026
13	38	Dennis TIJJS	NLD	FA Kart	Team TKP	56.036	0.344	56.036	
14	52	Lando NORRIS	GBR	Tonykart	RL Racing Dept UK	56.037	0.345	56.037	
15	17	Jai NIJJAR	GBR	Tonykart	Chris Rogers M/Sport	56.064	0.372	56.064	
16	21	Dries VANTHOOR	BEL	Maranello	Maranello Kart	56.064	0.372		56.064
17	46	Mathias S KRISTENSEN	DNK	Tonykart	RS Competition	56.066	0.374		56.066
18	65	Nathan HEDOUIN	FRA	Art GP	Art Grand Prix France	56.112	0.420		56.112
19	39	Philip HAMPRECHT	DEU	Kosmic	Paul Carr Racing	56.185	0.493	56.185	
20	78	Lars LAMBORELLE	NLD	Gillard	DFK	56.193	0.501		56.193
21	61	Maximilian SCHMITT	DEU	Praga	M-Tec Praga Racing	56.231	0.539		56.231
22	32	Rinus van KALMTHOUT	NLD	FA Kart	Team TKP	56.279	0.587	56.279	
23	69	Jarno OPMEER	NLD	Maddox	Maddox Racing Team	56.288	0.596	56.288	
24	34	David WOODER	GBR	Alonso	Dan Holland Racing	56.317	0.625	56.317	
25	41	Damien WISNICKI	POL	OK1	OK1 Racing Team	56.336	0.644		56.336
26	70	Marvin PIONKE	DEU	Kosmic	RS Competition	56.351	0.659	56.351	
27	60	Jakub KADLCAK	CZE	Sodi	Gregor Racing	56.359	0.667	56.359	
28	47	Deniz BECKERS	NLD	Topkart	Slangen Karting	56.361	0.669	56.361	
29	16	Tomas SALVA	CZE	MS Kart	MS Kart Racing Team	56.363	0.671		56.363
30	36	Eline CHEHIN	NLD	FA Kart	Team TKP	56.366	0.674	56.366	
31	77	Max TIMMERMANS	BEL	Maranello	EGP	56.368	0.676	56.368	
32	59	Slavinski DZIANIS	BLR	Zanardi	M Racing	56.390	0.698		56.390
33	42	Tristan CHARPENTIER	FRA	Tonykart	Coles Racing	56.406	0.714		56.406
34	18	Clement NOVALAK	CHE	Tonykart	TK Racing	56.422	0.730		56.422
35	28	Leonard HOOGENBOOM	NLD	FA Kart	Team TKP	56.442	0.750	56.442	
36	58	Mitchell CHEAH MIN JIE	MYS	Maddox	Maddox Racing Team	56.483	0.791	56.483	
37	5	Max AITKEN	GBR	Tonykart	Strawberry Racing	56.486	0.794	56.486	
38	74	Gavin REICHELT	USA	Alonso	Dan Holland Racing	56.488	0.796		56.488
39	62	Nikolas SZABO	SVK	Sodi	Gregor Racing	56.499	0.807		56.499
40	19	Christopher DREYSPRING	DEU	CRG	TAD Racing	56.522	0.830	56.522	
41	49	Lorenzo van RIET	NLD	Tonykart	Torenvliet M/S	56.523	0.831		56.523
42	56	Michael McCARTHY	USA	Birel	KMS Hungary	56.541	0.849		56.541
43	12	Thomas PREINING	AUT	Formula K	Protrain Racing	56.548	0.856	56.548	
44	26	Louis SIMMENAUER	FRA	Art GP	Art Grand Prix	56.568	0.876		56.568
45	71	Edward TANSLEY	GBR	Tonykart	TBD	56.574	0.882	56.574	

## Announcements

These results are provisional until the conclusion of any judicial and technical matters



# Rotax Euro Challenge 2013 Genk / Belgium

Rotax Juniors

Genk / Belgium 1,360 Km

Total result Qualifying Group J1 / J2

Pos	No.	Name	Nat.	Chassis	Race Team	Total Best Tm	Diff	QJ1 Best Tm	QJ2 Best Tm
46	67	Eric STAHL	NLD	Zanardi	G-Star Raw Racing	56.574	0.882		56.574
47	63	Jan-Erik MEIKUP	EST	Tonykart	TBA	56.578	0.886	56.578	
48	45	Darren KEANE	USA	Tonykart	Strawberry Racing	56.579	0.887	56.579	
49	54	Mihails BUDOVSIVS	LVA	Tonykart	MRG Racing	56.613	0.921	56.613	
50	76	Rokas BACIUSKA	LTU	Energy	Energy Racing It	56.634	0.942		56.634
51	53	Teodor MORIN	SWE	Kosmic	Paul Carr Racing	56.641	0.949	56.641	
52	51	Daniel LOUKO	FIN	Formula K	Fk Racing Team AB Ltd	56.646	0.954	56.646	
53	29	Martins SESKS	LVA	Gillard	MRG Racing	56.659	0.967	56.659	
54	64	Anton ASTASHENKO	BLR	Intrepid	M-Racing	56.684	0.992		56.684
55	57	Maxim SHTOTLAND	RUS	Tonykart	Mayak Rotax	56.692	1.000		56.692
56	43	Dominik MUSIATOWICS	POL	CRG	Wyrzykowski M/Sport	56.741	1.049	56.741	
57	50	Lars van VARK	NLD	Sodi	Van der Pol Racing	56.772	1.080		56.772
58	35	Savannah Megan COURTENAY	ESP	Intrepid	Intrepid Driver Program	56.796	1.104	56.796	
59	75	Patrick HANNAH	ARE	DR	VPDR	56.797	1.105	56.797	
60	37	Jonatan SEGLESON	SWE	CRG	Radne Motor AB	56.799	1.107		56.799
61	24	Denise DE ROOIJ	NLD	Expirit	Van Galen Racing	56.856	1.164	56.856	
62	72	Jonathan JUDEK	DEU	Praga	M-Tec Praga Racing	56.878	1.186	56.878	
63	20	Omar ISMAIL	GBR	Tonykart	Strawberry Racing	56.920	1.228	56.920	
64	25	Mark MOOR	EST	Tonykart	Aix Racing Team	57.027	1.335	57.027	
65	48	Alessandro STURA	ITA	Formula K	Fk Racing Team AB Ltd	57.123	1.431	57.123	

## Announcements

These results are provisional until the conclusion of any judicial and technical matters

**Heat organization  
Rotax Euro Challenge 2013  
Genk / Belgium  
Rotax Max Juniors Group A**

Group	Pos	No.	Firstname	Lastname	Class	Overall BestTm
Group A	1	27	Josh	PRICE	Junior	55 692
Group A	5	44	Jack	McCARTHY	Junior	55 926
Group A	9	33	Berkay	BESLER	Junior	55 971
Group A	13	38	Dennis	TIJJS	Junior	56 036
Group A	17	46	Mathias S	KRISTENSEN	Junior	56 066
Group A	21	61	Maximilian	SCHMITT	Junior	56 231
Group A	25	41	Damien	WISNICKI	Junior	56 336
Group A	29	16	Tomas	SALVA	Junior	56 363
Group A	33	42	Tristan	CHARPENTIER	Junior	56 406
Group A	37	5	Max	AITKEN	Junior	56 486
Group A	41	49	Lorenzo	van RIET	Junior	56 523
Group A	45	71	Edward	TANSLEY	Junior	56 574
Group A	49	54	Mihails	BUDOVSKIVS	Junior	56 613
Group A	53	29	Martins	SESKS	Junior	56 659
Group A	57	50	Lars	van VARK	Junior	56 772
Group A	61	24	Denise	DE ROOIJ	Junior	56 856
Group A	65	48	Alessandro	STURA	Junior	57 123



Clerk of the course Nigel Edwards:

Stewards (Chairman) Horst Seidel:

Scrutineer Paul Klaassen:

Timekeeping Ingrid/Meik Wagner:

Printed: 2013-03-29 16:50

Posted at: h

**Heat organization  
Rotax Euro Challenge 2013  
Genk / Belgium  
Rotax Max Juniors Group B**

Group	Pos	No.	Firstname	Lastname	Class	Overall BestTm
Group B	2	79	Shanaka	CLAY	Junior	55 729
Group B	6	31	Juri	VIPS	Junior	55 928
Group B	10	66	Nick	DUNCKER	Junior	55 995
Group B	14	52	Lando	NORRIS	Junior	56 037
Group B	18	65	Nathan	HEDOUIN	Junior	56 112
Group B	22	32	Rinus	van KALMTHOUT	Junior	56 279
Group B	26	70	Marvin	PIONKE	Junior	56 351
Group B	30	36	Eline	CHEHIN	Junior	56 366
Group B	34	18	Clement	NOVALAK	Junior	56 422
Group B	38	74	Gavin	REICHEL	Junior	56 488
Group B	42	56	Michael	McCARTHY	Junior	56 541
Group B	46	67	Eric	STAHL	Junior	56 574
Group B	50	76	Rokas	BACIUSKA	Junior	56 634
Group B	54	64	Anton	ASTASHENKO	Junior	56 684
Group B	58	35	Savannah Megan	COURTENAY	Junior	56 796
Group B	62	72	Jonathan	JUDEK	Junior	56 878



Clerk of the course Nigel Edwards:

Stewards (Chairman) Horst Seidel:

Scrutineer Paul Klaassen:

Timekeeping Ingrid/Meik Wagner:

Printed: 2013-03-29 16:50

Posted at: h

**Heat organization  
Rotax Euro Challenge 2013  
Genk / Belgium  
Rotax Max Juniors Group C**

Group	Pos	No.	Firstname	Lastname	Class	Overall BestTm
Group C	3	8	Guan Yu	ZHOU	Junior	55 764
Group C	7	22	Connor	HALL	Junior	55 935
Group C	11	40	Jack	BARTHOLOMEW	Junior	56 022
Group C	15	17	Jai	NIJJAR	Junior	56 064
Group C	19	39	Philip	HAMPRECHT	Junior	56 185
Group C	23	69	Jarno	OPMEER	Junior	56 288
Group C	27	60	Jakub	KADLCAK	Junior	56 359
Group C	31	77	Max	TIMMERMANS	Junior	56 368
Group C	35	28	Leonard	HOOGENBOOM	Junior	56 442
Group C	39	62	Nikolas	SZABO	Junior	56 499
Group C	43	12	Thomas	PREINING	Junior	56 548
Group C	47	63	Jan-Erik	MEIKUP	Junior	56 578
Group C	51	53	Teodor	MORIN	Junior	56 641
Group C	55	57	Maxim	SHTOTLAND	Junior	56 692
Group C	59	75	Patrick	HANNAH	Junior	56 797
Group C	63	20	Omar	ISMAIL	Junior	56 920



Clerk of the course Nigel Edwards:

Stewards (Chairman) Horst Seidel:

Scrutineer Paul Klaassen:

Timekeeping Ingrid/Meik Wagner:

Printed: 2013-03-29 16:50

posted at: h

**Heat organization  
Rotax Euro Challenge 2013  
Genk / Belgium  
Rotax Max Juniors Group D**

Group	Pos	No.	Firstname	Lastname	Class	Overall BestTm
Group D	4	30	Sena	SAKAGUCHI	Junior	55 891
Group D	8	55	Thomas	ISSA	Junior	55 965
Group D	12	14	Ralf	ARON	Junior	56 026
Group D	16	21	Dries	VANTHOOR	Junior	56 064
Group D	20	78	Lars	LAMBORELLE	Junior	56 193
Group D	24	34	David	WOODER	Junior	56 317
Group D	28	47	Deniz	BECKERS	Junior	56 361
Group D	32	59	Slavinski	DZIANIS	Junior	56 390
Group D	36	58	Mitchell	CHEAH MIN JIE	Junior	56 483
Group D	40	19	Christopher	DREYSPRING	Junior	56 522
Group D	44	26	Louis	SIMMENAUER	Junior	56 568
Group D	48	45	Darren	KEANE	Junior	56 579
Group D	52	51	Daniel	LOUKO	Junior	56 646
Group D	56	43	Dominik	MUSIATOWICS	Junior	56 741
Group D	60	37	Jonatan	SEGLESON	Junior	56 799
Group D	64	25	Mark	MOOR	Junior	57 027



Clerk of the course Nigel Edwards:

Stewards (Chairman) Horst Seidel:

Scrutineer Paul Klaassen:

Timekeeping Ingrid/Meik Wagner:

Printed: 2013-03-29 16:50

posted at: h

Rotax Euro Challenge 2013  
 Class: Rotax Max Juniors  
 Date/Time: 2013-03-30 10:50

Track: Genk / Belgium  
 Heat: Race 3 Qualifying Heat 1 A+B  
 Laps: 7

Edition 1

			18	
	35			36
Alessandro STURA	48	Group A 57 123	17	
	33			34
Denise DE ROOIJ	24	Group A 56 856	16	Jonathan JUDEK
	31			72
Lars van VARK	50	Group A 56 772	15	Savannah Megal COURTENAY
	29			35
Martins SESKS	29	Group A 56 659	14	Anton ASTASHENKO
	27			64
Mihails BUDOVSKIVS	54	Group A 56 613	13	Rokas BACIUSKA
	25			76
Edward TANSLEY	71	Group A 56 574	12	Eric STAHL
	23			67
Lorenzo van RIET	49	Group A 56 523	11	Michael McARTHUR
	21			56
Max AITKEN	5	Group A 56 486	10	Gavin REICHEL
	19			74
Tristan CHARPENTIER	42	Group A 56 406	9	Clement NOVALAK
	17			18
Tomas SALVA	16	Group A 56 363	8	Eline CHEHIN
	15			36
Damien WISNICKI	41	Group A 56 336	7	Marvin PIONKE
	13			70
Maximilian SCHMITT	61	Group A 56 231	6	Rinus van KALMTHOU
	11			32
Mathias S KRISTENSEN	46	Group A 56 066	5	Nathan HEDOUIN
	9			65
Dennis TIJJS	38	Group A 56 036	4	Lando NORRIS
	7			52
Berkay BESLER	33	Group A 55 971	3	Nick DUNCKER
	5			66
Jack McCARTHY	44	Group A 55 926	2	Juri VIPS
	3			31
Josh PRICE	27	Group A 55 692	1	Shanaka CLAY
	1			79
			Row	2

Pole Position

Clerk of the course Nigel Edwards:  
 Stewards (Chairman) Horst Seidel:

Scrutineer Paul Klaassen:  
 Timekeeping Ingrid/Meik Wagner:



Rotax Euro Challenge 2013  
 Class: Rotax Max Juniors  
 Date/Time: 2013-03-30 11:10

Track: Genk / Belgium  
 Heat: Race 4 Qualifying Heat 2 C+D  
 Laps: 7

Edition 1

	35	18		36
	33	17		34
Omar ISMAIL	20	16	Mark MOOR	25
	31			32
Patrick HANNAH	75	15	Jonatan SEGLESON	37
	29			30
Maxim SHTOTLAND	57	14	Dominik MUSIATOWICS	43
	27			28
Teodor MORIN	53	13	Daniel LOUKO	51
	25			26
Jan-Erik MEIKUP	63	12	Darren KEANE	45
	23			24
Thomas PREINING	12	11	Louis SIMMENAUER	26
	21			22
Nikolas SZABO	62	10	Christopher DREYSPRING	19
	19			20
Leonard HOOGENBOOM	28	9	Mitchell CHEAH MIN JIE	58
	17			18
Max TIMMERMANS	77	8	Slavinski DZIANIS	59
	15			16
Jakub KADLCAK	60	7	Deniz BECKERS	47
	13			14
Jarno OPMEER	69	6	David WOODER	34
	11			12
Philip HAMPRECHT	39	5	Lars LAMBORELLE	78
	9			10
Jai NIJJAR	17	4	Dries VANTHOOR	21
	7			8
Jack BARTHOLOMEV	40	3	Ralf ARON	14
	5			6
Connor HALL	22	2	Thomas ISSA	55
	3			4
Guan Yu ZHOU	8	1	Sena SAKAGUCHI	30
	1			2

Pole Position

Clerk of the course Nigel Edwards:  
 Stewards (Chairman) Horst Seidel:

Scrutineer Paul Klaassen:  
 Timekeeping Ingrid/Meik Wagner:

Rotax Euro Challenge 2013  
 Class: Rotax Max Juniors  
 Date/Time: 2013-03-30 14:00

Track: Genk / Belgium  
 Heat: Race 11 Qualifying Heat 3 B+C  
 Laps: 7

Edition 1

	18	
35		36
	17	
33		34
Jonathan JUDEK Group B 56 878	16	Omar ISMAIL Group C 56 920
31		32
Savannah Megal COURTENAY Group B 56 796	15	Patrick HANNAH Group C 56 797
29		30
Anton ASTASHENKO Group B 56 684	14	Maxim SHTOTLAND Group C 56 692
27		28
Rokas BACIUSKA Group B 56 634	13	Teodor MORIN Group C 56 641
25		26
Eric STAHL Group B 56 574	12	Jan-Erik MEIKUP Group C 56 578
23		24
Michael McCARTHY Group B 56 541	11	Thomas PREINING Group C 56 548
21		22
Gavin REICHELDT Group B 56 488	10	Nikolas SZABO Group C 56 499
19		20
Clement NOVALAK Group B 56 422	9	Leonard HOOGENBOOM Group C 56 442
17		18
Eline CHEHIN Group B 56 366	8	Max TIMMERMANS Group C 56 368
15		16
Marvin PIONKE Group B 56 351	7	Jakub KADLCAK Group C 56 359
13		14
Rinus van KALMTHOU Group B 56 279	6	Jarno OPMEER Group C 56 288
11		12
Nathan HEDOUIN Group B 56 112	5	Philip HAMPRECHT Group C 56 185
9		10
Lando NORRIS Group B 56 037	4	Jai NIJJAR Group C 56 064
7		8
Nick DUNCKER Group B 55 995	3	Jack BARTHOLOMEV Group C 56 022
5		6
Juri VIPS Group B 55 928	2	Connor HALL Group C 55 935
3		4
Shanaka CLAY Group B 55 729	1	Guan Yu ZHOU Group C 55 764
1		2

Pole Position

Clerk of the course Nigel Edwards:  
 Stewards (Chairman) Horst Seidel:

Scrutineer Paul Klaassen:  
 Timekeeping Ingrid/Meik Wagner:

Rotax Euro Challenge 2013  
 Class: Rotax Max Juniors  
 Date/Time: 2013-03-30 14:20

Track: Genk / Belgium  
 Heat: Race 12 Qualifying Heat 4 A+D  
 Laps: 7

Edition 1

	35	Group A	18		36
Alessandro STURA	48	57 123	17		
	33				34
Denise DE ROOIJ	24	56 856	16	Mark MOOR	25
	31				32
Lars van VARK	50	56 772	15	Jonatan SEGLESÓN	37
	29				30
Martins SESKS	29	56 659	14	Dominik MUSIATOWICS	43
	27				28
Mihails BUDOVSKIVS	54	56 613	13	Daniel LOUKO	51
	25				26
Edward TANSLEY	71	56 574	12	Darren KEANE	45
	23				24
Lorenzo van RIET	49	56 523	11	Louis SIMMENAUER	26
	21				22
Max AITKEN	5	56 486	10	Christopher DREYSPRING	19
	19				20
Tristan CHARPENTIER	42	56 406	9	Mitchell CHEAH MIN JIE	58
	17				18
Tomas SALVA	16	56 363	8	Slavinski DZIANIS	59
	15				16
Damien WISNICKI	41	56 336	7	Deniz BECKERS	47
	13				14
Maximilian SCHMITT	61	56 231	6	David WOODER	34
	11				12
Mathias S KRISTENSEN	46	56 066	5	Lars LAMBORELLE	78
	9				10
Dennis TIJJS	38	56 036	4	Dries VANTHOOR	21
	7				8
Berkay BESLER	33	55 971	3	Ralf ARON	14
	5				6
Jack McCARTHY	44	55 926	2	Thomas ISSA	55
	3				4
Josh PRICE	27	55 692	1	Sena SAKAGUCHI	30
	1				2

Pole Position

Clerk of the course Nigel Edwards:  
 Stewards (Chairman) Horst Seidel:

Scrutineer Paul Klaassen:  
 Timekeeping Ingrid/Meik Wagner:

Rotax Euro Challenge 2013  
 Class: Rotax Max Juniors  
 Date/Time: 2013-03-30 16:20

Track: Genk / Belgium  
 Heat: Race 17 Qualifying Heat 5 A+C  
 Laps: 7

Edition 1

	35	18		36
Alessandro STURA	48	17		
	33			34
Denise DE ROOIJ	24	16	Omar ISMAIL	20
	31			32
Lars van VARK	50	15	Patrick HANNAH	75
	29			30
Martins SESKS	29	14	Maxim SHTOTLAND	57
	27			28
Mihails BUDOVSKIVS	54	13	Teodor MORIN	53
	25			26
Edward TANSLEY	71	12	Jan-Erik MEIKUP	63
	23			24
Lorenzo van RIET	49	11	Thomas PREINING	12
	21			22
Max AITKEN	5	10	Nikolas SZABO	62
	19			20
Tristan CHARPENTIER	42	9	Leonard HOOGENBOOM	28
	17			18
Tomas SALVA	16	8	Max TIMMERMANS	77
	15			16
Damien WISNICKI	41	7	Jakub KADLCAK	60
	13			14
Maximilian SCHMITT	61	6	Jarno OPMEER	69
	11			12
Mathias S KRISTENSEN	46	5	Philip HAMPRECHT	39
	9			10
Dennis TIJJS	38	4	Jai NIJJAR	17
	7			8
Berkay BESLER	33	3	Jack BARTHOLOMEV	40
	5			6
Jack McCARTHY	44	2	Connor HALL	22
	3			4
Josh PRICE	27	1	Guan Yu ZHOU	8
	1			
		Row		2

Pole Position

Clerk of the course Nigel Edwards:  
 Stewards (Chairman) Horst Seidel:

Scrutineer Paul Klaassen:  
 Timekeeping Ingrid/Meik Wagner:

Rotax Euro Challenge 2013  
 Class: Rotax Max Juniors  
 Date/Time: 2013-03-30 16:40

Track: Genk / Belgium  
 Heat: Race 18 Qualifying Heat 6 B+D  
 Laps: 7

Edition 1

	18	
35		36
	17	
33		34
Jonathan JUDEK Group B 56 878	16	Mark MOOR Group D 57 027
31		32
Savannah Megal COURTENAY Group B 56 796	15	Jonatan SEGLESON Group D 56 799
29		30
Anton ASTASHENKO Group B 56 684	14	Dominik MUSIATOWICS Group D 56 741
27		28
Rokas BACIUSKA Group B 56 634	13	Daniel LOUKO Group D 56 646
25		26
Eric STAHL Group B 56 574	12	Darren KEANE Group D 56 579
23		24
Michael McCARTHY Group B 56 541	11	Louis SIMMENAUER Group D 56 568
21		22
Gavin REICHELDT Group B 56 488	10	Christopher DREYSPRING Group D 56 522
19		20
Clement NOVALAK Group B 56 422	9	Mitchell CHEAH MIN JIE Group D 56 483
17		18
Eline CHEHIN Group B 56 366	8	Slavinski DZIANIS Group D 56 390
15		16
Marvin PIONKE Group B 56 351	7	Deniz BECKERS Group D 56 361
13		14
Rinus van KALMTHOU Group B 56 279	6	David WOODER Group D 56 317
11		12
Nathan HEDOUIN Group B 56 112	5	Lars LAMBORELLE Group D 56 193
9		10
Lando NORRIS Group B 56 037	4	Dries VANTHOOR Group D 56 064
7		8
Nick DUNCKER Group B 55 995	3	Ralf ARON Group D 56 026
5		6
Juri VIPS Group B 55 928	2	Thomas ISSA Group D 55 965
3		4
Shanaka CLAY Group B 55 729	1	Sena SAKAGUCHI Group D 55 891
1	Row	2

Pole Position

Clerk of the course Nigel Edwards:  
 Stewards (Chairman) Horst Seidel:

Scrutineer Paul Klaassen:  
 Timekeeping Ingrid/Meik Wagner:



# Rotax Euro Challenge 2013 Genk / Belgium

Rotax Juniors

Genk / Belgium 1,360 Km

Warm up Even Numbers

2013-03-30 09:20

Practice (5:00 Time) started at 9:20:00

Pos	No.	Name	Nat.	Chassis	Race Team	Laps	Best Tm	Diff	Gap In Lap	km/h	
1	52	Lando NORRIS	GBR	Tonykart	RL Racing Dept UK	6	56.563		6	86,558	
2	22	Connor HALL	GBR	Tonykart	Strawberry Racing	5	56.588	0.025	0.025	5	86,520
3	30	Sena SAKAGUCHI	JPN	Intrepid	Intrepid Driver Program	6	56.688	0.125	0.100	4	86,367
4	38	Dennis TIJJS	NLD	FA Kart	Team TKP	5	56.823	0.260	0.135	4	86,162
5	34	David WOODER	GBR	Alonso	Dan Holland Racing	5	56.862	0.299	0.039	5	86,103
6	44	Jack McCARTHY	GBR	Tonykart	RL Racing Dept UK	5	56.931	0.368	0.069	5	85,999
7	66	Nick DUNCKER	NLD	Alonso	Dream Team Racing	5	56.962	0.399	0.031	5	85,952
8	8	Guan Yu ZHOU	GBR	Tonykart	Strawberry Racing	5	56.976	0.413	0.014	5	85,931
9	70	Marvin PIONKE	DEU	Kosmic	RS Competition	5	56.987	0.424	0.011	3	85,914
10	78	Lars LAMBORELLE	NLD	Gillard	DFK	5	57.037	0.474	0.050	5	85,839
11	14	Ralf ARON	EST	Tonykart	Aix Racing Team	5	57.053	0.490	0.016	3	85,815
12	12	Thomas PREINING	AUT	Formula K	Protrain Racing	5	57.074	0.511	0.021	3	85,783
13	40	Jack BARTHOLOMEW	GBR	Tonykart	Coles Racing	5	57.075	0.512	0.001	5	85,782
14	74	Gavin REICHEL	USA	Alonso	Dan Holland Racing	5	57.080	0.517	0.005	3	85,774
15	58	Mitchell CHEAH MIN JIE	MYS	Maddox	Maddox Racing Team	5	57.081	0.518	0.001	4	85,773
16	32	Rinus van KALMTHOUT	NLD	FA Kart	Team TKP	5	57.089	0.526	0.008	4	85,761
17	28	Leonard HOOGENBOOM	NLD	FA Kart	Team TKP	5	57.137	0.574	0.048	5	85,689
18	60	Jakub KADLCAK	CZE	Sodi	Gregor Racing	5	57.140	0.577	0.003	5	85,684
19	20	Omar ISMAIL	GBR	Tonykart	Strawberry Racing	5	57.172	0.609	0.032	5	85,636
20	42	Tristan CHARPENTIER	FRA	Tonykart	Coles Racing	5	57.172	0.609		5	85,636
21	46	Mathias S KRISTENSEN	DNK	Tonykart	RS Competition	5	57.272	0.709	0.100	5	85,487
22	18	Clement NOVALAK	CHE	Tonykart	TK Racing	5	57.313	0.750	0.041	5	85,426
23	26	Louis SIMMENAUER	FRA	Art GP	Art Grand Prix	5	57.363	0.800	0.050	5	85,351
24	62	Nikolas SZABO	SVK	Sodi	Gregor Racing	5	57.410	0.847	0.047	5	85,281
25	36	Eline CHEHIN	NLD	FA Kart	Team TKP	5	57.456	0.893	0.046	5	85,213
26	56	Michael McCARTHY	USA	Birel	KMS Hungary	5	57.472	0.909	0.016	5	85,189
27	64	Anton ASTASHENKO	BLR	Intrepid	M-Racing	5	57.581	1.018	0.109	5	85,028
28	54	Mihails BUDOVSKIVS	LVA	Tonykart	MRG Racing	5	57.636	1.073	0.055	5	84,947
29	76	Rokas BACIUSKA	LTU	Energy	Energy Racing It	5	57.685	1.122	0.049	5	84,875
30	16	Tomas SALVA	CZE	MS Kart	MS Kart Racing Team	5	58.107	1.544	0.422	4	84,258
31	72	Jonathan JUDEK	DEU	Praga	M-Tec Praga Racing	5	58.126	1.563	0.019	3	84,231
32	48	Alessandro STURA	ITA	Formula K	Fk Racing Team AB Ltd	4	58.454	1.891	0.328	3	83,758
33	24	Denise DE ROOIJ	NLD	Expirit	Van Galen Racing	5	58.562	1.999	0.108	3	83,604
34	50	Lars van VARK	NLD	Sodi	Van der Pol Racing	5	59.116	2.553	0.554	4	82,820









# Rotax Euro Challenge 2013 Genk / Belgium

Rotax Juniors

Genk / Belgium 1,360 Km

Warm up Odd Numbers

2013-03-30 09:30

Practice (5:00 Time) started at 9:29:59

Pos	No.	Name	Nat.	Chassis	Race Team	Laps	Best Tm	Diff	Gap In Lap	km/h
1	5	Max AITKEN	GBR	Tonykart	Strawberry Racing	5	56.142			5 87,207
2	17	Jai NIJJAR	GBR	Tonykart	Chris Rogers M/Sport	5	56.182	0.040	0.040	4 87,145
3	27	Josh PRICE	GBR	Tonykart	Chris Rogers M/Sport	5	56.475	0.333	0.293	3 86,693
4	55	Thomas ISSA	JAM	Tonykart	Strawberry Racing	5	56.528	0.386	0.053	5 86,612
5	77	Max TIMMERMANS	BEL	Maranello	EGP	5	56.599	0.457	0.071	5 86,503
6	31	Juri VIPS	EST	Tonykart	Strawberry Racing	5	56.613	0.471	0.014	5 86,482
7	39	Philip HAMPRECHT	DEU	Kosmic	Paul Carr Racing	5	56.623	0.481	0.010	4 86,467
8	35	Savannah Megan COURTE	ESP	Intrepid	Intrepid Driver Program	5	56.627	0.485	0.004	5 86,461
9	33	Berkay BESLER	TUR	Tonykart	DNR Racing/Bouvin	5	56.735	0.593	0.108	4 86,296
10	71	Edward TANSLEY	GBR	Tonykart	TBD	5	56.784	0.642	0.049	4 86,221
11	47	Deniz BECKERS	NLD	Topkart	Slangen Karting	5	56.874	0.732	0.090	4 86,085
12	41	Damien WISNICKI	POL	OK1	OK1 Racing Team	5	56.880	0.738	0.006	3 86,076
13	21	Dries VANTHOOR	BEL	Maranello	Maranello Kart	5	57.042	0.900	0.162	4 85,831
14	53	Teodor MORIN	SWE	Kosmic	Paul Carr Racing	5	57.060	0.918	0.018	5 85,804
15	63	Jan-Erik MEIKUP	EST	Tonykart	TBA	5	57.097	0.955	0.037	3 85,749
16	45	Darren KEANE	USA	Tonykart	Strawberry Racing	5	57.106	0.964	0.009	4 85,735
17	25	Mark MOOR	EST	Tonykart	Aix Racing Team	5	57.108	0.966	0.002	4 85,732
18	67	Eric STAHL	NLD	Zanardi	G-Star Raw Racing	5	57.132	0.990	0.024	5 85,696
19	79	Shanaka CLAY	GBR	Tonykart		5	57.132	0.990		3 85,696
20	59	Slavinski DZIANIS	BLR	Zanardi	M Racing	5	57.165	1.023	0.033	5 85,647
21	65	Nathan HEDOUIN	FRA	Art GP	Art Grand Prix France	5	57.171	1.029	0.006	3 85,638
22	69	Jarno OPMEER	NLD	Maddox	Maddox Racing Team	5	57.279	1.137	0.108	3 85,476
23	49	Lorenzo van RIET	NLD	Tonykart	Torenvliet M/S	5	57.287	1.145	0.008	4 85,464
24	19	Christopher DREYSPRING	DEU	CRG	TAD Racing	5	57.340	1.198	0.053	3 85,385
25	43	Dominik MUSIATOWICS	POL	CRG	Wyrzykowski M/Sport	5	57.384	1.242	0.044	4 85,320
26	51	Daniel LOUKO	FIN	Formula K	Fk Racing Team AB Ltd	5	57.402	1.260	0.018	4 85,293
27	29	Martins SESKS	LVA	Gillard	MRG Racing	5	57.504	1.362	0.102	5 85,142
28	75	Patrick HANNAH	ARE	DR	VPDR	5	57.679	1.537	0.175	2 84,884
29	61	Maximilian SCHMITT	DEU	Praga	M-Tec Praga Racing	5	57.872	1.730	0.193	3 84,600
30	57	Maxim SHTOTLAND	RUS	Tonykart	Mayak Rotax	5	58.066	1.924	0.194	4 84,318
31	37	Jonatan SEGLESON	SWE	CRG	Radne Motor AB	5	58.416	2.274	0.350	5 83,813



Rotax Euro Challenge 2013 Genk / Belgium

Rotax Juniors Genk / Belgium 1,360 Km  
Warm up Odd Numbers 2013-03-30 09:30  
Practice (5:00 Time) started at 9:29:59

Table with 7 columns: Lap, Time of Day, Lap Tm, Diff, S1 Tm, S2 Tm, S3 Tm. Row (5) Max AITKEN with 5 laps and final time 16.894.

Table with 7 columns: Lap, Time of Day, Lap Tm, Diff, S1 Tm, S2 Tm, S3 Tm. Row (47) Deniz BECKERS with 5 laps and final time 17.171.

Table with 7 columns: Lap, Time of Day, Lap Tm, Diff, S1 Tm, S2 Tm, S3 Tm. Row (17) Jai NIJJAR with 5 laps and final time 16.917.

Table with 7 columns: Lap, Time of Day, Lap Tm, Diff, S1 Tm, S2 Tm, S3 Tm. Row (41) Damien WISNICKI with 5 laps and final time 16.988.

Table with 7 columns: Lap, Time of Day, Lap Tm, Diff, S1 Tm, S2 Tm, S3 Tm. Row (27) Josh PRICE with 5 laps and final time 16.960.

Table with 7 columns: Lap, Time of Day, Lap Tm, Diff, S1 Tm, S2 Tm, S3 Tm. Row (21) Dries VANTHOOR with 5 laps and final time 17.129.

Table with 7 columns: Lap, Time of Day, Lap Tm, Diff, S1 Tm, S2 Tm, S3 Tm. Row (55) Thomas ISSA with 5 laps and final time 16.979.

Table with 7 columns: Lap, Time of Day, Lap Tm, Diff, S1 Tm, S2 Tm, S3 Tm. Row (53) Teodor MORIN with 5 laps and final time 17.292.

Table with 7 columns: Lap, Time of Day, Lap Tm, Diff, S1 Tm, S2 Tm, S3 Tm. Row (77) Max TIMMERMANS with 5 laps and final time 17.102.

Table with 7 columns: Lap, Time of Day, Lap Tm, Diff, S1 Tm, S2 Tm, S3 Tm. Row (63) Jan-Erik MEIKUP with 5 laps and final time 17.193.

Table with 7 columns: Lap, Time of Day, Lap Tm, Diff, S1 Tm, S2 Tm, S3 Tm. Row (31) Juri VIPS with 5 laps and final time 17.098.

Table with 7 columns: Lap, Time of Day, Lap Tm, Diff, S1 Tm, S2 Tm, S3 Tm. Row (45) Darren KEANE with 5 laps and final time 17.236.

Table with 7 columns: Lap, Time of Day, Lap Tm, Diff, S1 Tm, S2 Tm, S3 Tm. Row (39) Philip HAMPRECHT with 5 laps and final time 16.935.

Table with 7 columns: Lap, Time of Day, Lap Tm, Diff, S1 Tm, S2 Tm, S3 Tm. Row (25) Mark MOOR with 5 laps and final time 17.282.

Table with 7 columns: Lap, Time of Day, Lap Tm, Diff, S1 Tm, S2 Tm, S3 Tm. Row (35) Savannah Megan COURTENAY with 5 laps and final time 17.089.

Table with 7 columns: Lap, Time of Day, Lap Tm, Diff, S1 Tm, S2 Tm, S3 Tm. Row (67) Eric STAHL with 5 laps and final time 17.107.

Table with 7 columns: Lap, Time of Day, Lap Tm, Diff, S1 Tm, S2 Tm, S3 Tm. Row (33) Berkay BESLER with 5 laps and final time 16.995.

Table with 7 columns: Lap, Time of Day, Lap Tm, Diff, S1 Tm, S2 Tm, S3 Tm. Row (79) Shanaka CLAY with 4 laps and final time 17.540.

Table with 7 columns: Lap, Time of Day, Lap Tm, Diff, S1 Tm, S2 Tm, S3 Tm. Row (71) Edward TANSLEY with 1 lap and final time 17.494.

Timekeeping Ingrid and Meik Wagner: [Signature] Clerk of the course Nigel Edwards: www.mylaps.com

Steward (Chairman) Horst Seidel: Chief Scrutineer Paul Klaassen: Licensed to: Motorsport Events  
Printed: 2013-03-30 09:36:48 posted at: h Page 1/2



# Rotax Euro Challenge 2013 Genk / Belgium

Rotax Juniors

Genk / Belgium 1,360 Km

Warm up Odd Numbers

2013-03-30 09:30

Practice (5:00 Time) started at 9:29:59

Lap	Time of Day	Lap Tm	Diff	S1 Tm	S2 Tm	S3 Tm
5	9:35:12.987	58.105	+0.973	23.954	16.987	<b>17.164</b>

(59) Slavinski DZIANIS

1	9:31:15.912	1:02.175	+5.010	26.017	18.175	17.983
2	9:32:14.087	58.175	+1.010	23.649	17.163	17.363
3	9:33:11.314	57.227	+0.062	<b>22.852</b>	17.117	17.258
4	9:34:09.064	57.750	+0.585	23.460	<b>17.044</b>	17.246
5	9:35:06.229	<b>57.165</b>		22.967	17.060	<b>17.138</b>

(65) Nathan HEDOUIN

1	9:31:22.530	1:02.123	+4.952	26.409	18.087	17.627
2	9:32:20.474	57.944	+0.773	23.627	17.058	17.259
3	9:33:17.645	<b>57.171</b>		<b>23.132</b>	16.955	<b>17.084</b>
4	9:34:15.028	57.383	+0.212	23.278	<b>16.826</b>	17.279
5	9:35:12.713	57.685	+0.514	23.452	16.975	17.258

(69) Jarno OPMEER

1	9:31:24.582	1:03.303	+6.024	27.096	18.380	17.827
2	9:32:22.516	57.934	+0.655	23.446	17.226	17.262
3	9:33:19.795	<b>57.279</b>		<b>22.997</b>	<b>17.024</b>	17.258
4	9:34:17.272	57.477	+0.198	23.212	17.084	<b>17.181</b>
5	9:35:15.029	57.757	+0.478	23.020	17.176	17.561

(49) Lorenzo van RIET

1	9:31:24.716	1:03.132	+5.845	26.933	18.349	17.850
2	9:32:22.904	58.188	+0.901	23.528	17.311	17.349
3	9:33:20.529	57.625	+0.338	23.319	17.086	17.220
4	9:34:17.816	<b>57.287</b>		23.076	<b>17.004</b>	<b>17.207</b>
5	9:35:15.494	57.678	+0.391	<b>23.021</b>	17.162	17.495

(19) Christopher DREYSPRING

1	9:31:22.001	1:02.803	+5.463	26.944	18.116	17.743
2	9:32:21.292	59.291	+1.951	24.644	17.305	17.342
3	9:33:18.632	<b>57.340</b>		<b>23.225</b>	17.006	<b>17.109</b>
4	9:34:16.040	57.408	+0.068	23.316	<b>16.957</b>	17.135
5	9:35:13.869	57.829	+0.489	23.390	17.233	17.206

(43) Dominik MUSIATOWICS

1	9:31:25.534	1:01.640	+4.256	25.971	17.922	17.747
2	9:32:23.639	58.105	+0.721	23.410	17.203	17.492
3	9:33:21.373	57.734	+0.350	<b>23.146</b>	17.323	17.265
4	9:34:18.757	<b>57.384</b>		23.243	<b>16.967</b>	<b>17.174</b>
5	9:35:16.241	57.484	+0.100	23.269	17.018	17.197

(51) Daniel LOUKO

1	9:31:41.644	1:04.192	+6.790	27.239	18.664	18.289
2	9:32:40.563	58.919	+1.517	23.986	17.388	17.545
3	9:33:38.244	57.681	+0.279	23.143	17.119	17.419
4	9:34:35.646	<b>57.402</b>		<b>22.973</b>	<b>17.070</b>	<b>17.359</b>
5	9:35:33.590	57.944	+0.542	22.989	17.281	17.674

(29) Martins SESKS

1	9:31:24.958	1:02.737	+5.233	26.856	17.998	17.883
2	9:32:24.915	59.957	+2.453	23.549	17.503	18.905
3	9:33:23.500	58.585	+1.081	23.728	17.268	17.589
4	9:34:21.236	57.736	+0.232	23.448	<b>16.943</b>	<b>17.345</b>
5	9:35:18.740	<b>57.504</b>		<b>23.056</b>	17.038	17.410

(75) Patrick HANNAH

1	9:31:21.618	1:02.664	+4.985	27.006	18.007	17.651
2	9:32:19.297	<b>57.679</b>		23.420	16.996	17.263
3	9:33:17.388	58.091	+0.412	<b>22.784</b>	17.346	17.961
4	9:34:15.508	58.120	+0.441	23.931	16.994	<b>17.195</b>
5	9:35:13.235	57.727	+0.048	23.644	<b>16.856</b>	17.227

(61) Maximilian SCHMITT

1	9:31:21.618	1:02.664	+4.985	27.006	18.007	17.651
---	-------------	----------	--------	--------	--------	--------

Lap	Time of Day	Lap Tm	Diff	S1 Tm	S2 Tm	S3 Tm
1	9:31:21.257	1:03.178	+5.306	26.660	18.449	18.069
2	9:32:20.347	59.090	+1.218	24.198	17.233	17.659
3	9:33:18.219	<b>57.872</b>		<b>23.436</b>	<b>17.094</b>	17.342
4	9:34:16.341	58.122	+0.250	23.808	17.106	<b>17.208</b>
5	9:35:15.340	58.999	+1.127	23.593	17.699	17.707

(57) Maxim SHTOTLAND

1	9:31:20.061	1:03.141	+5.075	26.866	18.233	18.042
2	9:32:18.518	58.457	+0.391	23.723	17.275	17.459
3	9:33:16.996	58.478	+0.412	23.281	17.677	17.520
4	9:34:15.062	<b>58.066</b>		<b>23.079</b>	<b>17.057</b>	17.930
5	9:35:13.532	58.470	+0.404	24.239	17.081	<b>17.150</b>

(37) Jonatan SEGLESON

1	9:31:27.168	1:03.102	+4.686	26.441	18.248	18.413
2	9:32:26.067	58.899	+0.483	23.896	17.568	<b>17.435</b>
3	9:33:24.592	58.525	+0.109	23.566	17.419	17.540
4	9:34:24.280	59.688	+1.272	<b>23.212</b>	17.373	19.103
5	9:35:22.696	<b>58.416</b>		23.709	<b>17.261</b>	17.446

Timekeeping Ingrid and Meik Wagner:



Clerk of the course Nigel Edwards:

Steward (Chairman) Horst Seidel:

Chief Scrutineer Paul Klaassen:

[www.mylaps.com](http://www.mylaps.com)



# Rotax Euro Challenge 2013 Genk / Belgium

Rotax Juniors

Genk / Belgium 1,360 Km

RACE 3 Qualifying Heat 1 A-B **-NEW 2-**

2013-03-30 10:50

Race (7 Laps) started at 10:57:17

Pos	No.	Name	Nat.	Chassis	Race Team	Laps	Total Tm	Diff	Best Tm	In Lap	km/h	Points
1	52	Lando NORRIS	GBR	Tonykart	RL Racing Dept UK	7	6:44.164		57.075	6	85,782	0
2	27	Josh PRICE	GBR	Tonykart	Chris Rogers M/Sport	7	6:44.633	0.469	56.991	6	85,908	2
3	32	Rinus van KALMTHOUT	NLD	FA Kart	Team TKP	7	6:46.086	1.922	57.048	7	85,822	3
4	38	Dennis TIJJS	NLD	FA Kart	Team TKP	7	6:46.368	2.204	56.933	7	85,996	4
5	79	Shanaka CLAY	SRI	Tonykart		7	6:46.500	2.336	56.668	7	86,398	5
6	66	Nick DUNCKER	NLD	Alonso	Dream Team Racing	7	6:47.259	3.095	56.993	7	85,905	6
7	46	Mathias S KRISTENSEN	DNK	Tonykart	RS Competition	7	6:49.369	5.205	57.144	7	85,678	7
8	36	Eline CHEHIN	NLD	FA Kart	Team TKP	7	6:49.572	5.408	57.186	7	85,615	8
9	65	Nathan HEDOUIN	FRA	Art GP	Art Grand Prix France	7	6:51.610	7.446	57.799	7	84,707	9
10	74	Gavin REICHEL	USA	Alonso	Dan Holland Racing	7	6:51.805	7.641	57.607	7	84,990	10
11	33	Berkay BESLER	TUR	Tonykart	DNR Racing/Bouvin	7	6:52.004	7.840	57.937	7	84,506	11
12	71	Edward TANSLEY	GBR	Tonykart	TBD	7	6:54.199	10.035	57.414	7	85,275	12
13	29	Martins SESKS	LVA	Gillard	MRG Racing	7	6:54.842	10.678	57.405	7	85,289	13
14	44	Jack McCARTHY	GBR	Tonykart	RL Racing Dept UK	7	6:55.306	11.142	57.127	7	85,704	14
15	5	Max AITKEN	GBR	Tonykart	Strawberry Racing	7	6:55.974	11.810	57.162	5	85,651	15
16	70	Marvin PIONKE	DEU	Kosmic	RS Competition	7	6:56.188	12.024	57.910	4	84,545	16
17	49	Lorenzo van RIET	NLD	Tonykart	Torenvliet M/S	7	6:56.509	12.345	57.526	4	85,109	17
18	16	Tomas SALVA	CZE	MS Kart	MS Kart Racing Team	7	6:56.857	12.693	57.771	4	84,748	18
19	41	Damien WISNICKI	POL	OK1	OK1 Racing Team	7	6:57.296	13.132	57.351	5	85,369	19
20	50	Lars van VARK	NLD	Sodi	Van der Pol Racing	7	6:57.619	13.455	57.571	5	85,043	20
21	48	Alessandro STURA	ITA	Formula K	Fk Racing Team AB Ltd	7	6:57.762	13.598	57.410	5	85,281	21
22	54	Mihails BUDOVSKIVS	LVA	Tonykart	MRG Racing	7	6:58.497	14.333	57.274	5	85,484	22
23	67	Eric STAHL	NLD	Zanardi	G-Star Raw Racing	7	6:58.828	14.664	57.277	5	85,479	23
24	18	Clement NOVALAK	CHE	Tonykart	TK Racing	7	6:59.653	15.489	57.423	5	85,262	24
25	35	Savannah Megan COURTEM	ESP	Intrepid	Intrepid Driver Program	7	7:00.798	16.634	57.498	7	85,151	25
26	56	Michael McCARTHY	USA	Birel	KMS Hungary	7	7:02.215	18.051	57.699	7	84,854	26
27	72	Jonathan JUDEK	DEU	Praga	M-Tec Praga Racing	7	7:02.573	18.409	57.836	7	84,653	27
28	76	Rokas BACIUSKA	LTU	Energy	Energy Racing It	7	7:07.181	23.017	57.483	5	85,173	28
29	24	Denise DE ROOIJ	NLD	Expirit	Van Galen Racing	7	7:08.664	24.500	58.168	7	84,170	29
30	64	Anton ASTASHENKO	BLR	Intrepid	M-Racing	7	7:09.098	24.934	57.471	5	85,191	30
31	61	Maximilian SCHMITT	DEU	Praga	M-Tec Praga Racing	7	7:12.076	27.912	57.668	7	84,900	31
32	31	Juri VIPS	EST	Tonykart	Strawberry Racing	1	1:03.540	6 Laps	1:03.381	1	77,247	32
33	42	Tristan CHARPENTIER	FRA	Tonykart	Coles Racing	1	1:24.914	6 Laps	1:24.032	1	58,264	33

## Announcements

These results are provisional until the conclusion of any judicial and technical matters

No. 44 warning board

Started: 33 Classified: 33 Not classified: 0

No. 76 + 64 time penalty 10 sec. / reason unfair driving

Margin of Victory	Ø km/h	Best Lap Tm	km/h	Best Lap by
0.469	84,797	56.668	86,398	79 - Shanaka CLAY

Official Timing [www.camp-company.de](http://www.camp-company.de) / [www.motorsport-events.se](http://www.motorsport-events.se)

Orbits

Timekeeping Ingrid and Meik Wagner:

Clerk of the course Nigel Edwards:

[www.mylaps.com](http://www.mylaps.com)

Steward (Chairman) Horst Seidel:

Chief Scrutineer Paul Klaassen:

Licensed to: Motorsport Events

Printed: 2013-03-30 12:28:13

posted at:

h







Rotax Euro Challenge 2013 Genk / Belgium

Rotax Juniors

Genk / Belgium 1,360 Km

RACE 3 Qualifying Heat 1 A-B

2013-03-30 10:50

Race (7 Laps) started at 10:57:17

Lap	Time of Day	Lap Tm	Diff	S1 Tm	S2 Tm	S3 Tm	Lap	Time of Day	Lap Tm	Diff	S1 Tm	S2 Tm	S3 Tm
2	10:59:32.650	59.553	+1.385	24.082	17.626	17.845							
3	11:00:32.027	59.377	+1.209	24.016	17.540	17.821							
4	11:01:30.687	58.660	+0.492	23.678	17.296	17.686							
5	11:02:29.184	58.497	+0.329	23.593	17.279	17.625							
6	11:03:27.595	58.411	+0.243	23.564	17.281	<b>17.566</b>							
7	11:04:25.763	<b>58.168</b>		<b>23.360</b>	<b>17.222</b>	17.586							

(61) Maximilian SCHMITT

1	10:58:39.661	1:21.933	+24.265	45.377	18.619	17.937
2	10:59:38.737	59.076	+1.408	23.814	17.606	17.656
3	11:00:37.749	59.012	+1.344	23.730	17.729	17.553
4	11:01:35.703	57.954	+0.286	23.311	17.158	17.485
5	11:02:33.518	57.815	+0.147	23.229	17.160	17.426
6	11:03:31.507	57.989	+0.321	<b>23.205</b>	17.321	17.463
7	11:04:29.175	<b>57.668</b>		23.207	<b>17.083</b>	<b>17.378</b>

(31) Juri VIPS

1	10:58:20.639	<b>1:03.381</b>		27.832	17.656	<b>17.893</b>
---	--------------	-----------------	--	--------	--------	---------------

(42) Tristan CHARPENTIER

1	10:58:42.013	<b>1:24.032</b>		47.471	18.475	<b>18.086</b>
---	--------------	-----------------	--	--------	--------	---------------

Timekeeping Ingrid and Meik Wagner:

Clerk of the course Nigel Edwards:

Steward (Chairman) Horst Seidel:

Chief Scrutineer Paul Klaassen:

[www.mylaps.com](http://www.mylaps.com)

Printed: 2013-03-30 11:06:39

posted at:

h

Licensed to: Motorsport Events



# Rotax Euro Challenge 2013 Genk / Belgium

Rotax Juniors

Genk / Belgium 1,360 Km

RACE 4 Qualifying Heat 2 C-D

**-NEW-**

2013-03-30 11:10

Race (7 Laps) started at 11:12:50

Pos	No.	Name	Nat.	Chassis	Race Team	Laps	Total Tm	Diff	Best Tm	In Lap	km/h	Points
1	22	Connor HALL	GBR	Tonykart	Strawberry Racing	7	6:43.769		56.943	7	85,981	0
2	8	Guan Yu ZHOU	GBR	Tonykart	Strawberry Racing	7	6:44.325	0.556	57.142	7	85,681	2
3	78	Lars LAMBORELLE	NLD	Gillard	DFK	7	6:45.248	1.479	57.113	7	85,725	3
4	40	Jack BARTHOLOMEW	GBR	Tonykart	Coles Racing	7	6:45.415	1.646	57.150	7	85,669	4
5	34	David WOODER	GBR	Alonso	Dan Holland Racing	7	6:47.568	3.799	56.741	6	86,287	5
6	17	Jai NIJJAR	GBR	Tonykart	Chris Rogers M/Sport	7	6:47.951	4.182	57.090	6	85,759	6
7	30	Sena SAKAGUCHI	JPN	Intrepid	Intrepid Driver Program	7	6:48.143	4.374	56.904	6	86,040	7
8	77	Max TIMMERMANS	BEL	Maranello	EGP	7	6:49.969	6.200	57.236	7	85,541	8
9	12	Thomas PREINING	AUT	Formula K	Protrain Racing	7	6:51.921	8.152	57.066	6	85,795	9
10	14	Ralf ARON	EST	Tonykart	Aix Racing Team	7	6:52.064	8.295	57.399	5	85,298	10
11	39	Philip HAMPRECHT	DEU	Kosmic	Paul Carr Racing	7	6:53.090	9.321	56.922	6	86,012	11
12	45	Darren KEANE	USA	Tonykart	Strawberry Racing	7	6:53.447	9.678	57.115	6	85,722	12
13	58	Mitchell CHEAH MIN JIE	MYS	Maddox	Maddox Racing Team	7	6:53.785	10.016	57.633	4	84,951	13
14	43	Dominik MUSIATOWICS	POL	CRG	Wyrzykowski M/Sport	7	6:54.071	10.302	57.486	5	85,169	14
15	47	Deniz BECKERS	NLD	Topkart	Slangen Karting	7	6:56.140	12.371	57.195	7	85,602	15
16	55	Thomas ISSA	JAM	Tonykart	Strawberry Racing	7	6:56.879	13.110	57.304	6	85,439	16
17	75	Patrick HANNAH	ARE	DR	VPDR	7	6:57.299	13.530	57.228	7	85,553	17
18	69	Jarno OPMEER	NLD	Maddox	Maddox Racing Team	7	6:58.484	14.715	57.099	7	85,746	18
19	26	Louis SIMMENAUER	FRA	Art GP	Art Grand Prix	7	7:00.046	16.277	57.823	7	84,672	19
20	25	Mark MOOR	EST	Tonykart	Aix Racing Team	7	7:01.302	17.533	57.595	6	85,007	20
21	28	Leonard HOOGENBOOM	NLD	FA Kart	Team TKP	7	7:01.362	17.593	57.484	7	85,172	21
22	59	Slavinski DZIANIS	BLR	Zanardi	M Racing	7	7:03.159	19.390	57.448	6	85,225	22
23	20	Omar ISMAIL	GBR	Tonykart	Strawberry Racing	7	7:03.567	19.798	57.643	4	84,937	23
24	63	Jan-Erik MEIKUP	EST	Tonykart	TBA	7	7:05.369	21.600	58.297	5	83,984	24
25	53	Teodor MORIN	SWE	Kosmic	Paul Carr Racing	7	7:05.370	21.601	57.624	5	84,965	25
26	19	Christopher DREYSPRING	DEU	CRG	TAD Racing	7	7:05.503	21.734	58.326	5	83,942	26
27	62	Nikolas SZABO	SVK	Sodi	Gregor Racing	7	7:05.980	22.211	58.654	4	83,473	27
28	57	Maxim SHTOTLAND	RUS	Tonykart	Mayak Rotax	7	7:11.339	27.570	58.012	5	84,396	28
29	51	Daniel LOUKO	FIN	Formula K	Fk Racing Team AB Ltd	7	7:11.466	27.697	58.884	7	83,147	29
30	60	Jakub KADLCAK	CZE	Sodi	Gregor Racing	1	1:06.367	6 Laps	1:05.652	1	74,575	30
31	21	Dries VANTHOOR	BEL	Maranello	Maranello Kart	1	1:07.386	6 Laps	1:06.984	1	73,092	31
32	37	Jonatan SEGLESON	SWE	CRG	Radne Motor AB		1.859	7 Laps		0	-	32

## Announcements

These results are provisional until the conclusion of any judicial and technical matters

No. 30 + 17 + 69 + 55 warning board

Started: 32 Classified: 32 Not classified: 0

No. 55 time penalty 3 sec. / reason leaving corridor

Margin of Victory	Ø km/h	Best Lap Tm	km/h	Best Lap by
0.556	84,880	56.741	86,287	34 - David WOODER

Official Timing [www.camp-company.de](http://www.camp-company.de) / [www.motorsport-events.se](http://www.motorsport-events.se)

Orbits

Timekeeping Ingrid and Meik Wagner:

Clerk of the course Nigel Edwards:

[www.mylaps.com](http://www.mylaps.com)

Steward (Chairman) Horst Seidel:

Chief Scrutineer Paul Klaassen:

Licensed to: Motorsport Events

Printed: 2013-03-30 12:34:13

posted at:

h









Rotax Euro Challenge 2013 Genk / Belgium

Rotax Juniors Genk / Belgium 1,360 Km

RACE 4 Qualifying Heat 2 C-D 2013-03-30 11:10

Race (7 Laps) started at 11:12:50

Lap	Time of Day	Lap Tm	Diff	S1 Tm	S2 Tm	S3 Tm	Lap	Time of Day	Lap Tm	Diff	S1 Tm	S2 Tm	S3 Tm
(21) Dries VANTHOOR													
1	11:13:57.592	1:06.984		24.299	25.272	17.413							

Timekeeping Ingrid and Meik Wagner:  Clerk of the course Nigel Edwards:

Steward (Chairman) Horst Seidel: Chief Scrutineer Paul Klaassen:



# Rotax Euro Challenge 2013 Genk / Belgium

Rotax Juniors

Genk / Belgium 1,360 Km

RACE 11 Qualifying Heat 3 B-C

2013-03-30 14:00

Race (7 Laps) started at 14:04:35

Pos	No.	Name	Nat.	Chassis	Race Team	Laps	Total Tm	Diff	Best Tm	In Lap	km/h	Points
1	22	Connor HALL	GBR	Tonykart	Strawberry Racing	7	6:43.593		56.804	7	86,191	0
2	52	Lando NORRIS	GBR	Tonykart	RL Racing Dept UK	7	6:44.732	1.139	56.843	6	86,132	2
3	79	Shanaka CLAY	SRI	Tonykart		7	6:44.907	1.314	56.845	6	86,129	3
4	40	Jack BARTHOLOMEW	GBR	Tonykart	Coles Racing	7	6:45.349	1.756	56.835	6	86,144	4
5	17	Jai NIJJAR	GBR	Tonykart	Chris Rogers M/Sport	7	6:46.463	2.870	56.970	7	85,940	5
6	66	Nick DUNCKER	NLD	Alonso	Dream Team Racing	7	6:46.900	3.307	57.031	6	85,848	6
7	31	Juri VIPS	EST	Tonykart	Strawberry Racing	7	6:47.342	3.749	56.876	7	86,082	7
8	32	Rinus van KALMTHOUT	NLD	FA Kart	Team TKP	7	6:47.989	4.396	57.067	6	85,794	8
9	60	Jakub KADLCAK	CZE	Sodi	Gregor Racing	7	6:48.325	4.732	56.994	6	85,904	9
10	69	Jarno OPMEER	NLD	Maddox	Maddox Racing Team	7	6:48.437	4.844	56.947	6	85,975	10
11	28	Leonard HOOGENBOOM	NLD	FA Kart	Team TKP	7	6:49.059	5.466	57.085	6	85,767	11
12	65	Nathan HEDOUIN	FRA	Art GP	Art Grand Prix France	7	6:49.931	6.338	57.119	7	85,716	12
13	35	Savannah Megan COURTEN	ESP	Intrepid	Intrepid Driver Program	7	6:50.785	7.192	57.387	6	85,315	13
14	39	Philip HAMPRECHT	DEU	Kosmic	Paul Carr Racing	7	6:51.313	7.720	57.111	6	85,728	14
15	63	Jan-Erik MEIKUP	EST	Tonykart	TBA	7	6:51.463	7.870	57.038	6	85,838	15
16	20	Omar ISMAIL	GBR	Tonykart	Strawberry Racing	7	6:53.258	9.665	57.455	4	85,215	16
17	12	Thomas PREINING	AUT	Formula K	Protrain Racing	7	6:54.477	10.884	57.003	4	85,890	17
18	8	Guan Yu ZHOU	GBR	Tonykart	Strawberry Racing	7	6:54.795	11.202	56.928	6	86,003	18
19	56	Michael McCARTHY	USA	Birel	KMS Hungary	7	6:54.812	11.219	57.713	5	84,834	19
20	62	Nikolas SZABO	SVK	Sodi	Gregor Racing	7	6:55.419	11.826	58.094	4	84,277	20
21	36	Eline CHEHIN	NLD	FA Kart	Team TKP	7	6:55.566	11.973	57.276	5	85,481	21
22	64	Anton ASTASHENKO	BLR	Intrepid	M-Racing	7	6:55.775	12.182	57.983	4	84,439	22
23	75	Patrick HANNAH	ARE	DR	VPDR	7	6:56.049	12.456	57.224	6	85,559	23
24	72	Jonathan JUDEK	DEU	Praga	M-Tec Praga Racing	7	6:56.171	12.578	58.206	5	84,115	24
25	76	Rokas BACIUSKA	LTU	Energy	Energy Racing It	7	6:56.507	12.914	57.076	7	85,780	25
26	67	Eric STAHL	NLD	Zanardi	G-Star Raw Racing	7	7:00.636	17.043	57.751	7	84,778	26
27	18	Clement NOVALAK	CHE	Tonykart	TK Racing	7	7:12.672	29.079	57.615	5	84,978	27
28	74	Gavin REICHEL	USA	Alonso	Dan Holland Racing	5	7:05.012	2 Laps	1:00.393	4	81,069	28
29	57	Maxim SHTOTLAND	RUS	Tonykart	Mayak Rotax	2	2:42.224	5 Laps	1:15.041	2	65,244	29
30	77	Max TIMMERMANS	BEL	Maranello	EGP		0.751	7 Laps		0	-	30
31	53	Teodor MORIN	SWE	Kosmic	Paul Carr Racing		1.384	7 Laps		0	-	31

Not classified

DQ	70	Marvin PIONKE	DEU	Kosmic	RS Competition	3	2:59.229	DQ	57.975	3	84,450	35
----	----	---------------	-----	--------	----------------	---	----------	----	--------	---	--------	----

## Announcements

These results are provisional until the conclusion of any judicial and technical matters

No. 79 + 8 warning board

No. 8 time penalty 10 sec. / reason jump start

No. 70 black flag

Started: 32 Classified: 31 Not classified: 1

Margin of Victory	Ø km/h	Best Lap Tm	km/h	Best Lap by
1.139	84,917	56.804	86,191	22 - Connor HALL

Official Timing [www.camp-company.de](http://www.camp-company.de) / [www.motorsport-events.se](http://www.motorsport-events.se)

Orbits

Timekeeping Ingrid and Meik Wagner:

Clerk of the course Nigel Edwards:

[www.mylaps.com](http://www.mylaps.com)

Steward (Chairman) Horst Seidel:

Chief Scrutineer Paul Klaassen:

Licensed to: Motorsport Events

Printed: 2013-03-30 14:14:35

posted at:

h







# Rotax Euro Challenge 2013 Genk / Belgium

Rotax Juniors

Genk / Belgium 1,360 Km

RACE 12 Qualifying Heat 4 A-D

2013-03-30 14:20

Race (7 Laps) started at 14:22:58

Pos	No.	Name	Nat.	Chassis	Race Team	Laps	Total Tm	Diff	Best Tm	In Lap	km/h	Points
1	27	Josh PRICE	GBR	Tonykart	Chris Rogers M/Sport	7	6:42.022		57.081	6	85,773	0
2	30	Sena SAKAGUCHI	JPN	Intrepid	Intrepid Driver Program	7	6:44.245	2.223	56.894	4	86,055	2
3	21	Dries VANTHOOR	BEL	Maranello	Maranello Kart	7	6:44.859	2.837	57.163	6	85,650	3
4	46	Mathias S KRISTENSEN	DNK	Tonykart	RS Competition	7	6:44.997	2.975	57.273	4	85,485	4
5	44	Jack McCARTHY	GBR	Tonykart	RL Racing Dept UK	7	6:45.203	3.181	57.173	6	85,635	5
6	55	Thomas ISSA	JAM	Tonykart	Strawberry Racing	7	6:45.898	3.876	56.925	6	86,008	6
7	34	David WOODER	GBR	Alonso	Dan Holland Racing	7	6:46.372	4.350	57.093	4	85,755	7
8	14	Ralf ARON	EST	Tonykart	Aix Racing Team	7	6:48.462	6.440	57.059	6	85,806	8
9	5	Max AITKEN	GBR	Tonykart	Strawberry Racing	7	6:51.230	9.208	57.066	6	85,795	9
10	47	Deniz BECKERS	NLD	Topkart	Slangen Karting	7	6:54.540	12.518	57.370	3	85,341	10
11	78	Lars LAMBORELLE	NLD	Gillard	DFK	7	6:55.680	13.658	57.539	6	85,090	11
12	49	Lorenzo van RIET	NLD	Tonykart	Torenvliet M/S	7	6:55.683	13.661	57.422	3	85,263	12
13	58	Mitchell CHEAH MIN JIE	MYS	Maddox	Maddox Racing Team	7	6:55.807	13.785	57.910	6	84,545	13
14	33	Berkay BESLER	TUR	Tonykart	DNR Racing/Bouvin	7	6:55.970	13.948	56.836	5	86,143	14
15	38	Dennis TIJJS	NLD	FA Kart	Team TKP	7	6:56.076	14.054	57.885	2	84,581	15
16	43	Dominik MUSIATOWICS	POL	CRG	Wyrzykowski M/Sport	7	6:56.541	14.519	57.209	4	85,581	16
17	45	Darren KEANE	USA	Tonykart	Strawberry Racing	7	6:56.721	14.699	57.267	4	85,494	17
18	59	Slavinski DZIANIS	BLR	Zanardi	M Racing	7	6:58.602	16.580	57.229	6	85,551	18
19	29	Martins SESKS	LVA	Gillard	MRG Racing	7	6:58.758	16.736	57.410	5	85,281	19
20	16	Tomas SALVA	CZE	MS Kart	MS Kart Racing Team	7	6:59.927	17.905	57.776	7	84,741	20
21	41	Damien WISNICKI	POL	OK1	OK1 Racing Team	7	6:59.982	17.960	57.384	3	85,320	21
22	48	Alessandro STURA	ITA	Formula K	Fk Racing Team AB Ltd	7	7:00.319	18.297	57.429	7	85,253	22
23	50	Lars van VARK	NLD	Sodi	Van der Pol Racing	7	7:01.286	19.264	57.549	7	85,075	23
24	25	Mark MOOR	EST	Tonykart	Aix Racing Team	7	7:02.369	20.347	57.581	7	85,028	24
25	42	Tristan CHARPENTIER	FRA	Tonykart	Coles Racing	7	7:02.503	20.481	57.399	4	85,298	25
26	54	Mihails BUDOVSKIVS	LVA	Tonykart	MRG Racing	7	7:02.664	20.642	57.415	7	85,274	26
27	19	Christopher DREYSPRING	DEU	CRG	TAD Racing	7	7:03.809	21.787	57.578	7	85,032	27
28	51	Daniel LOUKO	FIN	Formula K	Fk Racing Team AB Ltd	7	7:04.225	22.203	57.426	7	85,258	28
29	61	Maximilian SCHMITT	DEU	Praga	M-Tec Praga Racing	7	7:04.539	22.517	57.478	7	85,180	29
30	71	Edward TANSLEY	GBR	Tonykart	TBD	7	7:04.772	22.750	57.393	7	85,307	30
31	37	Jonatan SEGLESON	SWE	CRG	Radne Motor AB	7	7:05.687	23.665	58.207	7	84,114	31
32	26	Louis SIMMENAUER	FRA	Art GP	Art Grand Prix	5	5:02.465	2 Laps	57.563	5	85,055	32
33	24	Denise DE ROOIJ	NLD	Expirit	Van Galen Racing	5	5:03.440	2 Laps	58.403	3	83,831	33

## Announcements

These results are provisional until the conclusion of any judicial and technical matters

No. 14 + 33 + 24 + 58 warning board

Started: 33 Classified: 33 Not classified: 0

Margin of Victory	Ø km/h	Best Lap Tm	km/h	Best Lap by
2.223	85,249	56.836	86,143	33 - Berkay BESLER

Official Timing [www.camp-company.de](http://www.camp-company.de) / [www.motorsport-events.se](http://www.motorsport-events.se)

Orbits

Timekeeping Ingrid and Meik Wagner:

Clerk of the course Nigel Edwards:

[www.mylaps.com](http://www.mylaps.com)

Steward (Chairman) Horst Seidel:

Chief Scrutineer Paul Klaassen:

Licensed to: Motorsport Events

Printed: 2013-03-30 14:32:42

posted at:

h









Rotax Euro Challenge 2013 Genk / Belgium

Rotax Juniors

Genk / Belgium 1,360 Km

RACE 12 Qualifying Heat 4 A-D

2013-03-30 14:20

Race (7 Laps) started at 14:22:58

Lap	Time of Day	Lap Tm	Diff	S1 Tm	S2 Tm	S3 Tm	Lap	Time of Day	Lap Tm	Diff	S1 Tm	S2 Tm	S3 Tm
2	14:25:07.715	1:02.204	+4.811	23.932	17.731	20.541							
3	14:26:05.854	58.139	+0.746	23.433	17.476	17.230							
4	14:27:03.510	57.656	+0.263	<b>23.028</b>	17.384	17.244							
5	14:28:01.036	57.526	+0.133	23.475	<b>16.947</b>	<b>17.104</b>							
6	14:29:05.703	1:04.667	+7.274	23.354	17.974	23.339							
7	14:30:03.096	<b>57.393</b>		23.242	17.024	17.127							

(37) Jonatan SEGLESON

1	14:24:06.750	1:06.201	+7.994	28.504	19.733	17.964
2	14:25:08.547	1:01.797	+3.590	24.822	18.818	18.157
3	14:26:07.615	59.068	+0.861	24.090	17.517	17.461
4	14:27:06.215	58.600	+0.393	24.113	<b>17.208</b>	<b>17.279</b>
5	14:28:06.102	59.887	+1.680	23.557	17.783	18.547
6	14:29:05.804	59.702	+1.495	24.066	17.361	18.275
7	14:30:04.011	<b>58.207</b>		<b>23.511</b>	17.257	17.439

(26) Louis SIMMENAUER

1	14:24:04.718	1:04.838	+7.275	28.031	18.212	18.595
2	14:25:06.620	1:01.902	+4.339	24.055	18.381	19.466
3	14:26:05.346	58.726	+1.163	23.575	17.827	17.324
4	14:27:03.226	57.880	+0.317	<b>23.053</b>	17.310	17.517
5	14:28:00.789	<b>57.563</b>		23.183	<b>17.064</b>	<b>17.316</b>

(24) Denise DE ROOIJ

1	14:24:05.041	1:04.547	+6.144	28.057	18.128	18.362
2	14:25:06.093	1:01.052	+2.649	24.296	17.997	18.759
3	14:26:04.496	<b>58.403</b>		23.780	17.217	17.406
4	14:27:03.295	58.799	+0.396	23.342	<b>16.987</b>	18.470
5	14:28:01.764	58.469	+0.066	24.073	17.052	<b>17.344</b>

Timekeeping Ingrid and Meik Wagner:

Clerk of the course Nigel Edwards:

Steward (Chairman) Horst Seidel:

Chief Scrutineer Paul Klaassen:

[www.mylaps.com](http://www.mylaps.com)  
Licensed to: Motorsport Events



# Rotax Euro Challenge 2013 Genk / Belgium

Rotax Juniors

Genk / Belgium 1,360 Km

RACE 17 Qualifying Heat 5 A-C

**-NEW 2-**

2013-03-30 16:20

Race (7 Laps) started at 16:23:22

Pos	No.	Name	Nat.	Chassis	Race Team	Laps	Total Tm	Diff	Best Tm	In Lap	km/h	Points
1	27	Josh PRICE	GBR	Tonykart	Chris Rogers M/Sport	7	6:43.902		57.316	7	85,421	0
2	22	Connor HALL	GBR	Tonykart	Strawberry Racing	7	6:45.006	1.104	56.932	7	85,997	2
3	8	Guan Yu ZHOU	GBR	Tonykart	Strawberry Racing	7	6:45.330	1.428	57.098	7	85,747	3
4	38	Dennis TIJJS	NLD	FA Kart	Team TKP	7	6:45.616	1.714	56.929	6	86,002	4
5	46	Mathias S KRISTENSEN	DNK	Tonykart	RS Competition	7	6:46.764	2.862	57.102	7	85,741	5
6	33	Berkay BESLER	TUR	Tonykart	DNR Racing/Bouvin	7	6:46.987	3.085	56.971	7	85,938	6
7	40	Jack BARTHOLOMEW	GBR	Tonykart	Coles Racing	7	6:47.702	3.800	56.923	5	86,011	7
8	44	Jack McCARTHY	GBR	Tonykart	RL Racing Dept UK	7	6:48.039	4.137	56.887	7	86,065	8
9	12	Thomas PREINING	AUT	Formula K	Protrain Racing	7	6:49.044	5.142	56.974	5	85,934	9
10	71	Edward TANSLEY	GBR	Tonykart	TBD	7	6:49.767	5.865	57.244	4	85,529	10
11	17	Jai NIJJAR	GBR	Tonykart	Chris Rogers M/Sport	7	6:49.867	5.965	57.515	4	85,126	11
12	5	Max AITKEN	GBR	Tonykart	Strawberry Racing	7	6:50.740	6.838	57.334	6	85,394	12
13	28	Leonard HOOGENBOOM	NLD	FA Kart	Team TKP	7	6:51.033	7.131	57.325	7	85,408	13
14	49	Lorenzo van RIET	NLD	Tonykart	Torenvliet M/S	7	6:52.971	9.069	57.800	7	84,706	14
15	42	Tristan CHARPENTIER	FRA	Tonykart	Coles Racing	7	6:53.269	9.367	57.486	7	85,169	15
16	39	Philip HAMPRECHT	DEU	Kosmic	Paul Carr Racing	7	6:54.082	10.180	56.820	7	86,167	16
17	57	Maxim SHTOTLAND	RUS	Tonykart	Mayak Rotax	7	6:54.798	10.896	57.194	6	85,603	17
18	16	Tomas SALVA	CZE	MS Kart	MS Kart Racing Team	7	6:55.787	11.885	57.467	6	85,197	18
19	61	Maximilian SCHMITT	DEU	Praga	M-Tec Praga Racing	7	6:57.173	13.271	57.499	6	85,149	19
20	41	Damien WISNICKI	POL	OK1	OK1 Racing Team	7	6:57.344	13.442	57.596	7	85,006	20
21	50	Lars van VARK	NLD	Sodi	Van der Pol Racing	7	6:57.560	13.658	57.383	7	85,321	21
22	77	Max TIMMERMANS	BEL	Maranello	EGP	7	6:57.784	13.882	57.119	7	85,716	22
23	60	Jakub KADLCAK	CZE	Sodi	Gregor Racing	7	6:58.118	14.216	57.112	7	85,726	23
24	48	Alessandro STURA	ITA	Formula K	Fk Racing Team AB Ltd	7	6:59.241	15.339	57.449	7	85,223	24
25	29	Martins SESKS	LVA	Gillard	MRG Racing	7	6:59.703	15.801	57.314	7	85,424	25
26	62	Nikolas SZABO	SVK	Sodi	Gregor Racing	7	7:02.727	18.825	57.554	7	85,068	26
27	20	Omar ISMAIL	GBR	Tonykart	Strawberry Racing	7	7:03.089	19.187	57.428	7	85,255	27
28	53	Teodor MORIN	SWE	Kosmic	Paul Carr Racing	7	7:06.796	22.894	57.872	2	84,600	28
29	63	Jan-Erik MEIKUP	EST	Tonykart	TBA	7	7:27.666	43.764	57.688	7	84,870	29
30	54	Mihails BUDOVSIVS	LVA	Tonykart	MRG Racing	3	3:26.418	4 Laps	58.376	2	83,870	30
31	24	Denise DE ROOIJ	NLD	Expirit	Van Galen Racing		1.836	7 Laps		0	-	31
32	75	Patrick HANNAH	ARE	DR	VPDR		2.091	7 Laps		0	-	32

Not classified

DQ	69	Jarno OPMEER	NLD	Maddox	Maddox Racing Team	7	6:49.936	DQ	57.050	5	85,819	35
----	----	--------------	-----	--------	--------------------	---	----------	----	--------	---	--------	----

## Announcements

These results are provisional until the conclusion of any judicial and technical matters

No. 38 + 20 warning board

Started: 33 Classified: 32 Not classified: 1

No. 20 time penalty 10 sec. / reason unfair driving

No. 69 excluded from Heat A-C / reason technical non conformity

Margin of Victory	Ø km/h	Best Lap Tm	km/h	Best Lap by
1.104	84,852	56.820	86,167	39 - Philip HAMPRECHT

Official Timing [www.camp-company.de](http://www.camp-company.de) / [www.motorsport-events.se](http://www.motorsport-events.se)

Orbits

Timekeeping Ingrid and Meik Wagner:

Clerk of the course Nigel Edwards:

[www.mylaps.com](http://www.mylaps.com)

Steward (Chairman) Horst Seidel:

Chief Scrutineer Paul Klaassen:

Licensed to: Motorsport Events

Printed: 2013-03-30 18:17:32

posted at:

h







Rotax Euro Challenge 2013 Genk / Belgium

Rotax Juniors

Genk / Belgium 1,360 Km

RACE 17 Qualifying Heat 5 A-C

2013-03-30 16:20

Race (7 Laps) started at 16:23:22

Lap	Time of Day	Lap Tm	Diff	S1 Tm	S2 Tm	S3 Tm	Lap	Time of Day	Lap Tm	Diff	S1 Tm	S2 Tm	S3 Tm
2	16:25:25.758	58.194	+0.506	23.338	17.350	17.506							
3	16:26:26.319	1:00.561	+2.873	25.019	18.005	17.537							
4	16:27:25.168	58.849	+1.161	23.807	17.467	17.575							
5	16:28:54.191	1:29.023	+31.335	53.085	18.333	17.605							
6	16:29:52.019	57.828	+0.140	23.276	17.184	<b>17.368</b>							
7	16:30:49.707	<b>57.688</b>		<b>23.212</b>	<b>17.083</b>	17.393							

(54) Mihails BUDOVSKIVS

1	16:24:51.632	1:28.183	+29.807	53.116	17.533	17.534
2	16:25:50.008	<b>58.376</b>		23.345	17.535	17.496
3	16:26:48.459	58.451	+0.075	23.448	<b>17.511</b>	<b>17.492</b>

Timekeeping Ingrid and Meik Wagner:

Clerk of the course Nigel Edwards:

Steward (Chairman) Horst Seidel:

Chief Scrutineer Paul Klaassen:

www.mylaps.com  
Licensed to: Motorsport Events



# Rotax Euro Challenge 2013 Genk / Belgium

Rotax Seniors

Genk / Belgium 1,360 Km

RACE 20 Qualifying Heat10 B-D **-NEW-**

2013-03-30 17:20

Race (10 Laps) started at 17:23:01

Pos	No.	Name	Nat.	Chassis	Race Team	Laps	Total Tm	Diff	Best Tm	In Lap	km/h	Points
1	204	James SINGLETON	GBR	OTK	Coles Racing	10	9:24.570		55.494	6	88,226	0
2	276	Martin HENCKEL MORTENS	DNK	Tonykart	RS Competition	10	9:24.656	0.086	55.414	5	88,353	2
3	253	Kenny VERMEYLEN	BEL	Tecno	Tecno Kart Racing	10	9:25.262	0.692	55.462	4	88,277	3
4	207	Bas DE LAAT	NLD	Gillard	PDB Kart Racing	10	9:25.345	0.775	55.269	7	88,585	4
5	234	Charlie EASTWOOD	IRL	Tonykart	Strawberry Racing	10	9:25.501	0.931	55.576	4	88,096	5
6	250	Lennert VAN BOGAERT	BEL	Sodi	Win Max Team	10	9:25.560	0.990	55.420	7	88,344	6
7	270	Oliver MYERS	GBR	Tonykart	Coles Racing	10	9:25.892	1.322	55.637	4	87,999	7
8	279	Luke VARLEY	GBR	Birel	KMS Hungary	10	9:26.088	1.518	55.677	4	87,936	8
9	202	Edward BRAND	GBR	Intrepid	Intrepid Driver Program	10	9:26.609	2.039	55.535	10	88,161	9
10	231	Pierce LEHANE	AUS	Alonso	Dan Holland Racing	10	9:31.122	6.552	55.729	10	87,854	10
11	278	Shane DALY	GBR	Kosmic	Paul Carr Racing	10	9:31.212	6.642	56.209	8	87,103	11
12	284	Antoine LEPESQUEUX	FRA	Sodi	Winmax Team	10	9:32.160	7.590	55.992	4	87,441	12
13	242	Lukasz BARTOSZUK	POL	Tonykart	Wyrzykowski M/Sport	10	9:32.777	8.207	55.883	5	87,612	13
14	214	Petr BEZEL	CZE	MS Kart	MS Kart Racing Team	10	9:32.821	8.251	56.270	10	87,009	14
15	291	Joel AFFOLTER	NLD	Praga	Josh Hart Racing	10	9:32.867	8.297	55.978	10	87,463	15
16	244	Alfredo ZABALZA	MEX	Kosmic	Paul Carr Racing	10	9:34.233	9.663	55.960	10	87,491	16
17	283	Joey VAN SPLUNTEREN	NLD	DR	VPDR	10	9:34.686	10.116	56.048	10	87,354	17
18	296	Jeremie LESOUDIER	FRA	FA	DSS	10	9:34.884	10.314	56.218	7	87,090	18
19	293	Henrique BAPTISTA	PRT	Kosmic	Paul Carr Racing	10	9:35.009	10.439	55.994	7	87,438	19
20	264	Jules COUSIN	FRA	FA Kart	DSS Kart	10	9:35.446	10.876	55.659	10	87,964	20
21	271	Kristian THORSEN	DNK	Tonykart	RS Competition	10	9:37.748	13.178	56.092	7	87,285	21
22	277	Ameer HASSAN	ARE	FA Kart	Team TKP	10	9:38.774	14.204	56.264	8	87,018	22
23	272	Santeri KALLIO	FIN	Formula K	FK Racing Team AB Ltd	10	9:39.001	14.431	56.302	3	86,960	23
24	230	Fazio FRANSSSEN	NLD	CRG	CRG Holland	10	9:39.347	14.777	56.436	6	86,753	24
25	216	Bryan EERDEN	NLD	Gillard	PDB Kart Racing	10	9:39.414	14.844	55.892	5	87,598	25
26	294	Tim SCHNEIDER	DEU	Energy	Jedi Racing Team	10	9:39.770	15.200	56.435	5	86,755	26
27	286	Kamil JELEN	POL	Maranello	Wyrzykowski M/Sport	10	9:40.086	15.516	56.511	7	86,638	27
28	251	Alberto LA GALA	ITA	Formula K	FK Racing Team AB Ltd	10	9:40.205	15.635	56.301	5	86,961	28
29	252	Noe MAGNUS	BEL	Formula K	SFP Racing	10	9:42.190	17.620	56.564	5	86,557	29
30	224	Andrey IATCENKO	RUS	OK1	Talvar Racing	8	7:46.614	2 Laps	56.340	7	86,901	30
31	229	Brandon NILSSON	SWE	Expirit	Brandon Racing		1.139	10 Laps		0	-	31

Not classified

DNS	275	Massimo ACETO	ITA	Righetti Ridolf	Gold Kart Racing Team			DNS		0	-	35
DNS	274	Andrea ZEMIN	ITA	Righetti Ridolf	Gold Kart Racing Team			DNS		0	-	35
DQ	233	Ebba GRANDIN	SWE	Kosmic	TBA	10	9:39.596	DQ	56.172	5	87,161	36

## Announcements

These results are provisional until the conclusion of any judicial and technical matters

No. 242 + 284 warning board

Started: 32 Classified: 31 Not classified: 1

No. 233 excluded from Heat B-D / reason technical non conformity

Margin of Victory	Ø km/h	Best Lap Tm	km/h	Best Lap by
0.086	86,721	55.269	88,585	207 - Bas DE LAAT

Official Timing [www.camp-company.de](http://www.camp-company.de) / [www.motorsport-events.se](http://www.motorsport-events.se)

Orbits

Timekeeping Ingrid and Meik Wagner:

Clerk of the course Nigel Edwards:

[www.mylaps.com](http://www.mylaps.com)

Steward (Chairman) Horst Seidel:

Chief Scrutineer Paul Klaassen:

Licensed to: Motorsport Events

Printed: 2013-03-30 18:30:51

posted at:

h









Rotax Euro Challenge 2013 Genk / Belgium

Rotax Juniors

Genk / Belgium 1,360 Km

RACE 18 Qualifying Heat 6 B-D

2013-03-30 16:40

Race (7 Laps) started at 16:45:21

Lap	Time of Day	Lap Tm	Diff	S1 Tm	S2 Tm	S3 Tm	Lap	Time of Day	Lap Tm	Diff	S1 Tm	S2 Tm	S3 Tm
2	16:47:31.450	59.203	+0.829	23.966	17.442	17.795							
3	16:48:29.824	<b>58.374</b>		<b>23.423</b>	17.279	17.672							
4	16:49:29.112	59.288	+0.914	24.249	17.252	17.787							
5	16:50:28.510	59.398	+1.024	23.734	18.042	<b>17.622</b>							
6	16:51:27.469	58.959	+0.585	23.744	17.338	17.877							
7	16:52:27.253	59.784	+1.410	23.538	<b>17.250</b>	18.996							

(34) David WOODER

1	16:46:30.202	1:07.827	+10.768	32.128	17.595	18.104
2	16:47:30.517	1:00.315	+3.256	25.888	17.159	17.268
3	16:48:27.576	<b>57.059</b>		22.844	<b>17.062</b>	17.153
4	16:49:25.100	57.524	+0.465	23.338	17.078	17.108
5	16:50:22.482	57.382	+0.323	<b>22.814</b>	17.504	<b>17.064</b>
6	16:51:21.092	58.610	+1.551	23.146	18.246	17.218
7	16:52:44.918	1:23.826	+26.767	24.988	40.884	17.954

(56) Michael McCARTHY

1	16:46:33.663	1:10.934	+10.715	33.483	19.032	18.419
2	16:47:33.882	<b>1:00.219</b>		24.292	<b>17.615</b>	18.312
3	16:48:34.211	1:00.329	+0.110	24.438	18.091	<b>17.800</b>

Timekeeping Ingrid and Meik Wagner:

Clerk of the course Nigel Edwards:

Steward (Chairman) Horst Seidel:

Chief Scrutineer Paul Klaassen:

[www.mylaps.com](http://www.mylaps.com)



## Rotax Euro Challenge 2013

### Rotax Max Juniors

Genk / Belgium

### Ranking after Heats

Pos.	No.	Firstname	Lastname	Nat.	Chassis	Race Team	QP	Points	Diff.	A-B	C-D	B-C	A-D	A-C	B-D
1	27	Josh	PRICE	GBR	Tonykart	Chris Rogers M/Sport	1	2		2	--	--	0	0	--
2	22	Connor	HALL	GBR	Tonykart	Strawberry Racing	7	2	0	--	0	0	--	2	--
3	52	Lando	NORRIS	GBR	Tonykart	RL Racing Dept UK	14	2	0	0	--	2	--	--	0
4	79	Shanaka	CLAY	SRI	Tonykart		2	10	-8	5	--	3	--	--	2
5	40	Jack	BARTHOLOMEW	GBR	Tonykart	Coles Racing	11	15	-13	--	4	4	--	7	--
6	46	Mathias S	KRISTENSEN	DNK	Tonykart	RS Competition	17	16	-14	7	--	--	4	5	--
7	30	Sena	SAKAGUCHI	JPN	Intrepid	Intrepid Driver Program	4	17	-15	--	7	--	2	--	8
8	66	Nick	DUNCKER	NLD	Alonso	Dream Team Racing	10	17	-15	6	--	6	--	--	5
9	32	Rinus	van KALMTHOUT	NLD	FA Kart	Team TKP	22	17	-15	3	--	8	--	--	6
10	17	Jai	NIJJAR	GBR	Tonykart	Chris Rogers M/Sport	15	22	-20	--	6	5	--	11	--
11	8	Guan Yu	ZHOU	GBR	Tonykart	Strawberry Racing	3	23	-21	--	2	18	--	3	--
12	38	Dennis	TIJJS	NLD	FA Kart	Team TKP	13	23	-21	4	--	--	15	4	--
13	78	Lars	LAMBORELLE	NLD	Gillard	DFK	20	23	-21	--	3	--	11	--	9
14	55	Thomas	ISSA	JAM	Tonykart	Strawberry Racing	8	26	-24	--	16	--	6	--	4
15	44	Jack	McCARTHY	GBR	Tonykart	RL Racing Dept UK	5	27	-25	14	--	--	5	8	--
16	33	Berkay	BESLER	TUR	Tonykart	DNR Racing/Bouvin	9	31	-29	11	--	--	14	6	--
17	65	Nathan	HEDOUI	FRA	Art GP	Art Grand Prix France	18	34	-32	9	--	12	--	--	13
18	12	Thomas	PREINING	AUT	Formula K	Protrain Racing	43	35	-33	--	9	17	--	9	--
19	58	Mitchell	CHEAH MIN JIE	MYS	Maddox	Maddox Racing Team	36	36	-34	--	13	--	13	--	10
20	5	Max	AITKEN	GBR	Tonykart	Strawberry Racing	37	36	-34	15	--	--	9	12	--
21	47	Deniz	BECKERS	NLD	Topkart	Slangen Karting	28	37	-35	--	15	--	10	--	12
22	14	Ralf	ARON	EST	Tonykart	Aix Racing Team	12	38	-36	--	10	--	8	--	20
23	36	Eline	CHEHIN	NLD	FA Kart	Team TKP	30	40	-38	8	--	21	--	--	11
24	39	Philip	HAMPRECHT	DEU	Kosmic	Paul Carr Racing	19	41	-39	--	11	14	--	16	--
25	31	Juri	VIPS	EST	Tonykart	Strawberry Racing	6	42	-40	32	--	7	--	--	3
26	34	David	WOODER	GBR	Alonso	Dan Holland Racing	24	43	-41	--	5	--	7	--	31
27	49	Lorenzo	van RIET	NLD	Tonykart	Torenvliet M/S	41	43	-41	17	--	--	12	14	--
28	45	Darren	KEANE	USA	Tonykart	Strawberry Racing	48	44	-42	--	12	--	17	--	15
Position 1 -28 qualified for Prefinal															
29	43	Dominik	MUSIATOWICZ	POL	Tonykart	Wyrzykowski M/Sport	56	44	-42	--	14	--	16	--	14
30	28	Leonard	HOOGENBOOM	NLD	FA Kart	Team TKP	35	45	-43	--	21	11	--	13	--
31	21	Dries	VANTHOOR	BEL	Maranello	Maranello Kart	16	50	-48	--	31	--	3	--	16
32	71	Edward	TANSLEY	GBR	Tonykart	TBD	45	52	-50	12	--	--	30	10	--
33	35	Savannah I	COURTENAY	ESP	Intrepid	Intrepid Driver Program	58	55	-53	25	--	13	--	--	17
34	16	Tomas	SALVA	CZE	MS Kart	MS Kart Racing Team	29	56	-54	18	--	--	20	18	--
35	29	Martins	SESKS	LVA	Gillard	MRG Racing	53	57	-55	13	--	--	19	25	--
36	70	Marvin	PIONKE	DEU	Kosmic	RS Competition	26	58	-56	16	--	35	--	--	7
37	41	Damien	WISNICKI	POL	OK1	OK1 Racing Team	25	60	-58	19	--	--	21	20	--
38	77	Max	TIMMERMANS	BEL	Maranello	EGP	31	60	-58	--	8	30	--	22	--
39	60	Jakub	KADLCAK	CZE	Sodi	Gregor Racing	27	62	-60	--	30	9	--	23	--
40	69	Jarno	OPMEER	NLD	Maddox	Maddox Racing Team	23	63	-61	--	18	10	--	35	--
41	59	Slavinski	DZIANIS	BLR	Zanardi	M Racing	32	63	-61	--	22	--	18	--	23
42	50	Lars	van VARK	NLD	Sodi	Van der Pol Racing	57	64	-62	20	--	--	23	21	--

### Announcements:

These results are provisional until the conclusion of any judicial and technical matters

Clerk of the course Nigel Edwards:

Stewards (Chairman) Horst Seidel:

Timekeeping Ingrid/Meik Wagner:

Scrutineer Paul Klaassen:

Printed: 2013-03-30 18:40

Posted at: h



## Rotax Euro Challenge 2013

### Rotax Max Juniors

### Genk / Belgium

#### Ranking after Heats

Pos.	No.	Firstname	Lastname	Nat.	Chassis	Race Team	QP	Points	Diff.	A-B	C-D	B-C	A-D	A-C	B-D
43	20	Omar	ISMAIL	GBR	Tonykart	Strawberry Racing	63	66	-64	--	23	16	--	27	--
44	48	Alessandro	STURA	ITA	Formula K	Fk Racing Team AB Ltd	65	67	-65	21	--	--	22	24	--
45	74	Gavin	REICHEL	USA	Alonso	Dan Holland Racing	38	68	-66	10	--	28	--	--	30
46	63	Jan-Erik	MEIKUP	EST	Tonykart	TBA	47	68	-66	--	24	15	--	29	--
47	25	Mark	MOOR	EST	Tonykart	Aix Racing Team	64	69	-67	--	20	--	24	--	25
48	19	Christophe	DREYSPRING	DEU	CRG	TAD Racing	40	71	-69	--	26	--	27	--	18
49	64	Anton	ASTASHENKO	BLR	Intrepid	M-Racing	54	71	-69	30	--	22	--	--	19
50	18	Clement	NOVALAK	CHE	Tonykart	TK Racing	34	72	-70	24	--	27	--	--	21
51	75	Patrick	HANNAH	ARE	DR	VPDR	59	72	-70	--	17	23	--	32	--
52	42	Tristan	CHARPENTIER	FRA	Tonykart	Coles Racing	33	73	-71	33	--	--	25	15	--
53	62	Nikolas	SZABO	SVK	Sodi	Gregor Racing	39	73	-71	--	27	20	--	26	--
54	72	Jonathan	JUDEK	DEU	Praga	M-Tec Praga Racing	62	73	-71	27	--	24	--	--	22
55	57	Maxim	SHTOTLAND	RUS	Tonykart	Mayak Rotax	55	74	-72	--	28	29	--	17	--
56	26	Louis	SIMMENAUER	FRA	Art GP	Art Grand Prix	44	75	-73	--	19	--	32	--	24
57	67	Eric	STAHL	NLD	Zanardi	G-Star Raw Racing	46	76	-74	23	--	26	--	--	27
58	56	Michael	McCARTHY	USA	Birel	KMS Hungary	42	77	-75	26	--	19	--	--	32
59	54	Mihails	BUDOVSKIVS	LVA	Tonykart	MRG Racing	49	78	-76	22	--	--	26	30	--
60	61	Maximilian	SCHMITT	DEU	Praga	M-Tec Praga Racing	21	79	-77	31	--	--	29	19	--
61	76	Rokas	BACIUSKA	LTU	Energy	Energy Racing It	50	81	-79	28	--	25	--	--	28
62	51	Daniel	LOUKO	FIN	Formula K	Fk Racing Team AB Ltd	52	83	-81	--	29	--	28	--	26
<b>Position 29-62 qualified for Second Chance Heat</b>															
63	53	Teodor	MORIN	SWE	Kosmic	Paul Carr Racing	51	84	-82	--	25	31	--	28	--
64	37	Jonatan	SEGLESON	SWE	CRG	Radne Motor AB	60	92	-90	--	32	--	31	--	29
65	24	Denise	DE ROOIJ	NLD	Expirit	Van Galen Racing	61	93	-91	29	--	--	33	31	--

No. 26 has sight out of the event, therefore No. 53 is qualified for Second Chance Heat

#### Announcements:

----- These results are provisional until the conclusion of any judicial and technical matters -----

Clerk of the course Nigel Edwards:

Stewards (Chairman) Horst Seidel:

Timekeeping Ingrid/Meik Wagner:

Scrutineer Paul Klaassen:

Printed: 2013-03-30 18:40

Posted at: h

Rotax Euro Challenge 2013  
 Class: Rotax Max Juniors  
 Date/Time: 2013-03-31 10:30

Track: Genk / Belgium  
 Heat: Second Chance Heat  
 Laps: 7

Edition 1

Daniel LOUKO	51	Points 83 Quali Rank 52	17	Teodor MORIN	53	Points 84 Quali Rank 51
	33				34	
Maximilian SCHMITT	61	Points 79 Quali Rank 21	16	Rokas BACIUSKA	76	Points 81 Quali Rank 50
	31				32	
Michael McCARTHY	56	Points 77 Quali Rank 42	15	Mihails BUDOVSKIVS	54	Points 78 Quali Rank 49
	29				30	
Maxim SHOTLAND	57	Points 74 Quali Rank 55	14	Eric STAHL	67	Points 76 Quali Rank 46
	27				28	
Nikolas SZABO	62	Points 73 Quali Rank 39	13	Jonathan JUDEK	72	Points 73 Quali Rank 62
	25				26	
Patrick HANNAH	75	Points 72 Quali Rank 59	12	Tristan CHARPENTIER	42	Points 73 Quali Rank 33
	23				24	
Anton ASTASHENKO	64	Points 71 Quali Rank 54	11	Clement NOVALAK	18	Points 72 Quali Rank 34
	21				22	
Mark MOOR	25	Points 69 Quali Rank 64	10	Christopher DREYSPRING	19	Points 71 Quali Rank 40
	19				20	
Gavin REICHELDT	74	Points 68 Quali Rank 38	9	Jan-Erik MEIKUP	63	Points 68 Quali Rank 47
	17				18	
Omar ISMAIL	20	Points 66 Quali Rank 63	8	Alessandro STURA	48	Points 67 Quali Rank 65
	15				16	
Slavinski DZIANIS	59	Points 63 Quali Rank 32	7	Lars van VARK	50	Points 64 Quali Rank 57
	13				14	
Jakub KADLCAK	60	Points 62 Quali Rank 27	6	Jarno OPMEER	69	Points 63 Quali Rank 23
	11				12	
Damien WISNICKI	41	Points 60 Quali Rank 25	5	Max TIMMERMANS	77	Points 60 Quali Rank 31
	9				10	
Martins SESKS	29	Points 57 Quali Rank 53	4	Marvin PIONKE	70	Points 58 Quali Rank 26
	7				8	
Savannah Megal COURTENAY	35	Points 55 Quali Rank 58	3	Tomas SALVA	16	Points 56 Quali Rank 29
	5				6	
Dries VANTHOOR	21	Points 50 Quali Rank 16	2	Edward TANSLEY	71	Points 52 Quali Rank 45
	3				4	
Dominik MUSIATOWICZ	43	Points 44 Quali Rank 56	1	Leonard HOOGENBOOM	28	Points 45 Quali Rank 35
	1				2	

Pole Position

Clerk of the course Nigel Edwards:  
 Stewards (Chairman) Horst Seidel:

Scrutineer Paul Klaassen:  
 Timekeeping Ingrid/Meik Wagner:



# Rotax Euro Challenge 2013 Genk / Belgium

Rotax Juniors

Genk / Belgium 1,360 Km

Warm up qualified 29-62

2013-03-31 09:10

Practice (5:00 Time) started at 9:10:00

Pos	No.	Name	Nat.	Chassis	Race Team	Laps	Best Tm	Diff	Gap In Lap	km/h
1	20	Omar ISMAIL	GBR	Tonykart	Strawberry Racing	5	57.144			5 85,678
2	16	Tomas SALVA	CZE	MS Kart	MS Kart Racing Team	5	57.260	0.116	0.116	5 85,505
3	59	Slavinski DZIANIS	BLR	Zanardi	M Racing	5	57.294	0.150	0.034	5 85,454
4	60	Jakub KADLCAK	CZE	Sodi	Gregor Racing	5	57.298	0.154	0.004	5 85,448
5	77	Max TIMMERMANS	BEL	Maranello	EGP	5	57.326	0.182	0.028	5 85,406
6	21	Dries VANTHOOR	BEL	Maranello	Maranello Kart	5	57.363	0.219	0.037	5 85,351
7	28	Leonard HOOGENBOOM	NLD	FA Kart	Team TKP	5	57.365	0.221	0.002	5 85,348
8	76	Rokas BACIUSKA	LTU	Energy	Energy Racing It	5	57.478	0.334	0.113	5 85,180
9	75	Patrick HANNAH	ARE	DR	VPDR	5	57.479	0.335	0.001	4 85,179
10	69	Jarno OPMEER	NLD	Maddox	Maddox Racing Team	5	57.501	0.357	0.022	5 85,146
11	71	Edward TANSLEY	GBR	Tonykart	TBD	5	57.504	0.360	0.003	3 85,142
12	74	Gavin REICHEL	USA	Alonso	Dan Holland Racing	5	57.550	0.406	0.046	5 85,074
13	70	Marvin PIONKE	DEU	Kosmic	RS Competition	5	57.564	0.420	0.014	4 85,053
14	42	Tristan CHARPENTIER	FRA	Tonykart	Coles Racing	5	57.593	0.449	0.029	4 85,010
15	61	Maximilian SCHMITT	DEU	Praga	M-Tec Praga Racing	5	57.626	0.482	0.033	5 84,962
16	18	Clement NOVALAK	CHE	Tonykart	TK Racing	5	57.635	0.491	0.009	5 84,948
17	63	Jan-Erik MEIKUP	EST	Tonykart	TBA	5	57.640	0.496	0.005	5 84,941
18	35	Savannah Megan COURTE	ESP	Intrepid	Intrepid Driver Program	5	57.645	0.501	0.005	5 84,934
19	64	Anton ASTASHENKO	BLR	Intrepid	M-Racing	5	57.645	0.501		5 84,934
20	62	Nikolas SZABO	SVK	Sodi	Gregor Racing	5	57.670	0.526	0.025	5 84,897
21	67	Eric STAHL	NLD	Zanardi	G-Star Raw Racing	5	57.671	0.527	0.001	4 84,895
22	19	Christopher DREYSPRING	DEU	CRG	TAD Racing	5	57.675	0.531	0.004	5 84,889
23	51	Daniel LOUKO	FIN	Formula K	Fk Racing Team AB Ltd	5	57.736	0.592	0.061	5 84,800
24	53	Teodor MORIN	SWE	Kosmic	Paul Carr Racing	5	57.742	0.598	0.006	5 84,791
25	50	Lars van VARK	NLD	Sodi	Van der Pol Racing	5	57.753	0.609	0.011	5 84,775
26	43	Dominik MUSIATOWICZ	POL	Tonykart	Wyrzykowski M/Sport	4	57.781	0.637	0.028	4 84,734
27	25	Mark MOOR	EST	Tonykart	Aix Racing Team	5	57.801	0.657	0.020	4 84,704
28	54	Mihails BUDOVSIVS	LVA	Tonykart	MRG Racing	5	57.825	0.681	0.024	5 84,669
29	41	Damien WISNICKI	POL	OK1	OK1 Racing Team	5	57.857	0.713	0.032	5 84,622
30	48	Alessandro STURA	ITA	Formula K	Fk Racing Team AB Ltd	5	57.901	0.757	0.044	5 84,558
31	56	Michael McCARTHY	USA	Birel	KMS Hungary	5	58.052	0.908	0.151	4 84,338
32	29	Martins SESKS	LVA	Gillard	MRG Racing	5	58.207	1.063	0.155	4 84,114
33	57	Maxim SHTOTLAND	RUS	Tonykart	Mayak Rotax	2	1:00.131	2.987	1.924	2 81,422





# Rotax Euro Challenge 2013 Genk / Belgium

Rotax Juniors

Genk / Belgium 1,360 Km

Warm up qualified 29-62

2013-03-31 09:10

Practice (5:00 Time) started at 9:10:00

Lap	Time of Day	Lap Tm	Diff	S1 Tm	S2 Tm	S3 Tm
5	9:15:16.280	<b>57.645</b>		<b>23.180</b>	<b>17.117</b>	<b>17.348</b>

(62) Nikolas SZABO

1	9:11:17.625	1:04.414	+6.744	27.606	18.699	18.109
2	9:12:28.283	1:10.658	+12.988	24.123	17.796	28.739
3	9:13:26.936	58.653	+0.983	23.766	17.372	17.515
4	9:14:24.913	57.977	+0.307	23.335	17.233	17.409
5	9:15:22.583	<b>57.670</b>		<b>23.147</b>	<b>17.189</b>	<b>17.334</b>

(67) Eric STAHL

1	9:11:19.683	1:05.005	+7.334	28.562	18.457	17.986
2	9:12:18.283	58.600	+0.929	23.706	17.322	17.572
3	9:13:16.845	58.562	+0.891	23.791	17.477	17.294
4	9:14:14.516	<b>57.671</b>		<b>23.208</b>	17.212	<b>17.251</b>
5	9:15:12.817	58.301	+0.630	23.841	<b>17.193</b>	17.267

(19) Christopher DREYSPRING

1	9:11:17.026	1:04.266	+6.591	27.439	18.717	18.110
2	9:12:15.967	58.941	+1.266	23.904	17.488	17.549
3	9:13:14.654	58.687	+1.012	23.543	17.621	17.523
4	9:14:12.600	57.946	+0.271	23.389	17.176	17.381
5	9:15:10.275	<b>57.675</b>		<b>23.257</b>	<b>17.105</b>	<b>17.313</b>

(51) Daniel LOUKO

1	9:11:35.429	1:05.240	+7.504	27.540	19.101	18.599
2	9:12:34.672	59.243	+1.507	23.910	17.642	17.691
3	9:13:32.973	58.301	+0.565	23.405	17.493	17.403
4	9:14:30.780	57.807	+0.071	<b>23.143</b>	<b>17.253</b>	17.411
5	9:15:28.516	<b>57.736</b>		23.152	17.267	<b>17.317</b>

(53) Teodor MORIN

1	9:11:21.391	1:05.367	+7.625	28.105	18.742	18.520
2	9:12:20.484	59.093	+1.351	23.915	17.499	17.679
3	9:13:19.316	58.832	+1.090	23.947	17.337	17.548
4	9:14:17.184	57.868	+0.126	23.223	17.196	<b>17.449</b>
5	9:15:14.926	<b>57.742</b>		<b>23.085</b>	<b>17.192</b>	17.465

(50) Lars van VARK

1	9:11:25.248	1:06.492	+8.739	28.643	19.921	17.928
2	9:12:24.564	59.316	+1.563	23.692	17.840	17.784
3	9:13:22.866	58.302	+0.549	23.597	17.251	17.454
4	9:14:20.662	57.796	+0.043	<b>23.281</b>	17.170	<b>17.345</b>
5	9:15:18.415	<b>57.753</b>		23.305	<b>17.066</b>	17.382

(43) Dominik MUSIATOWICZ

1	9:11:22.846	1:04.725	+6.944	27.693	18.599	18.433
2	9:12:21.802	58.956	+1.175	23.986	17.396	17.574
3	9:13:19.814	58.012	+0.231	23.238	17.348	17.426
4	9:14:17.595	<b>57.781</b>		23.122	17.238	<b>17.421</b>

(25) Mark MOOR

1	9:11:24.150	1:13.821	+16.020	36.107	19.021	18.693
2	9:12:24.995	1:00.845	+3.044	24.105	17.968	18.772
3	9:13:24.742	59.747	+1.946	24.039	18.285	17.423
4	9:14:22.543	<b>57.801</b>		<b>23.267</b>	17.206	<b>17.328</b>
5	9:15:20.357	57.814	+0.013	23.331	<b>17.141</b>	17.342

(54) Mihails BUDOVSKIVS

1	9:11:24.649	1:12.130	+14.305	34.185	19.713	18.232
2	9:12:25.414	1:00.765	+2.940	23.718	18.902	18.145
3	9:13:25.097	59.683	+1.858	23.790	18.203	17.690
4	9:14:23.030	57.933	+0.108	23.380	<b>17.289</b>	<b>17.264</b>
5	9:15:20.855	<b>57.825</b>		<b>23.227</b>	17.313	17.285

(41) Damien WISNICKI

1	9:11:26.599	1:10.959	+13.102	29.450	23.654	17.855
---	-------------	----------	---------	--------	--------	--------

Lap	Time of Day	Lap Tm	Diff	S1 Tm	S2 Tm	S3 Tm
2	9:12:25.517	58.918	+1.061	23.376	17.715	17.827
3	9:13:25.188	59.671	+1.814	23.801	18.206	17.664
4	9:14:23.218	58.030	+0.173	23.534	<b>17.233</b>	<b>17.263</b>
5	9:15:21.075	<b>57.857</b>		<b>23.110</b>	17.479	17.268

(48) Alessandro STURA

1	9:11:34.919	1:04.545	+6.644	27.754	18.761	18.030
2	9:12:33.903	58.984	+1.083	23.859	17.544	17.581
3	9:13:32.308	58.405	+0.504	23.522	17.372	17.511
4	9:14:30.423	58.115	+0.214	23.468	17.256	<b>17.391</b>
5	9:15:28.324	<b>57.901</b>		<b>23.271</b>	<b>17.204</b>	17.426

(56) Michael McCARTHY

1	9:11:26.061	1:06.821	+8.769	28.250	20.056	18.515
2	9:12:25.293	59.232	+1.180	23.755	17.676	17.801
3	9:13:24.304	59.011	+0.959	23.806	17.703	17.502
4	9:14:22.356	<b>58.052</b>		<b>23.372</b>	17.260	17.420
5	9:15:20.533	58.177	+0.125	23.693	<b>17.164</b>	<b>17.320</b>

(29) Martins SESKS

1	9:11:13.707	1:03.762	+5.555	27.144	18.495	18.123
2	9:12:14.626	1:00.919	+2.712	24.963	17.690	18.266
3	9:13:12.959	58.333	+0.126	<b>23.427</b>	17.241	17.665
4	9:14:11.166	<b>58.207</b>		23.464	<b>17.239</b>	17.504
5	9:15:09.568	58.402	+0.195	23.804	17.242	<b>17.356</b>

(57) Maxim SHTOTLAND

1	9:11:14.087	1:03.485	+3.354	27.083	18.371	18.031
2	9:12:14.218	<b>1:00.131</b>		24.111	18.097	<b>17.923</b>





# Rotax Euro Challenge 2013 Genk / Belgium

Rotax Juniors

Genk / Belgium 1,360 Km

Warm up qualified 1-28

2013-03-31 09:40

Practice (5:00 Time) started at 9:40:00

Pos	No.	Name	Nat.	Chassis	Race Team	Laps	Best Tm	Diff	Gap In Lap	km/h
1	22	Connor HALL	GBR	Tonykart	Strawberry Racing	5	56.486		4	86,676
2	17	Jai NIJJAR	GBR	Tonykart	Chris Rogers M/Sport	5	56.514	0.028	0.028	5 86,633
3	78	Lars LAMBORELLE	NLD	Gillard	DFK	5	56.558	0.072	0.044	4 86,566
4	5	Max AITKEN	GBR	Tonykart	Strawberry Racing	5	56.660	0.174	0.102	3 86,410
5	33	Berkay BESLER	TUR	Tonykart	DNR Racing/Bouvin	5	56.691	0.205	0.031	3 86,363
6	12	Thomas PREINING	AUT	Formula K	Protrain Racing	5	56.695	0.209	0.004	3 86,357
7	66	Nick DUNCKER	NLD	Alonso	Dream Team Racing	5	56.696	0.210	0.001	5 86,355
8	34	David WOODER	GBR	Alonso	Dan Holland Racing	5	56.717	0.231	0.021	4 86,323
9	8	Guan Yu ZHOU	GBR	Tonykart	Strawberry Racing	5	56.753	0.267	0.036	4 86,269
10	52	Lando NORRIS	GBR	Tonykart	RL Racing Dept UK	5	56.760	0.274	0.007	4 86,258
11	30	Sena SAKAGUCHI	JPN	Intrepid	Intrepid Driver Program	5	56.811	0.325	0.051	5 86,180
12	40	Jack BARTHOLOMEW	GBR	Tonykart	Coles Racing	5	56.812	0.326	0.001	4 86,179
13	27	Josh PRICE	GBR	Tonykart	Chris Rogers M/Sport	5	56.826	0.340	0.014	4 86,158
14	46	Mathias S KRISTENSEN	DNK	Tonykart	RS Competition	5	56.865	0.379	0.039	5 86,099
15	39	Philip HAMPRECHT	DEU	Kosmic	Paul Carr Racing	5	56.949	0.463	0.084	5 85,972
16	38	Dennis TIJJS	NLD	FA Kart	Team TKP	5	56.956	0.470	0.007	5 85,961
17	55	Thomas ISSA	JAM	Tonykart	Strawberry Racing	5	56.964	0.478	0.008	5 85,949
18	79	Shanaka CLAY	SRI	Tonykart		5	56.968	0.482	0.004	4 85,943
19	45	Darren KEANE	USA	Tonykart	Strawberry Racing	5	56.976	0.490	0.008	5 85,931
20	31	Juri VIPS	EST	Tonykart	Strawberry Racing	5	56.976	0.490		5 85,931
21	32	Rinus van KALMTHOUT	NLD	FA Kart	Team TKP	5	57.052	0.566	0.076	4 85,816
22	14	Ralf ARON	EST	Tonykart	Aix Racing Team	5	57.054	0.568	0.002	3 85,813
23	58	Mitchell CHEAH MIN JIE	MYS	Maddox	Maddox Racing Team	5	57.130	0.644	0.076	5 85,699
24	47	Deniz BECKERS	NLD	Topkart	Slangen Karting	5	57.132	0.646	0.002	3 85,696
25	65	Nathan HEDOUIN	FRA	Art GP	Art Grand Prix France	5	57.166	0.680	0.034	4 85,645
26	36	Eline CHEHIN	NLD	FA Kart	Team TKP	5	57.483	0.997	0.317	5 85,173
27	44	Jack McCARTHY	GBR	Tonykart	RL Racing Dept UK	5	57.924	1.438	0.441	4 84,525
28	49	Lorenzo van RIET	NLD	Tonykart	Torenvliet M/S	5	58.405	1.919	0.481	5 83,828





# Rotax Euro Challenge 2013 Genk / Belgium

Rotax Juniors

Genk / Belgium 1,360 Km

Warm up qualified 1-28

2013-03-31 09:40

Practice (5:00 Time) started at 9:40:00

Lap	Time of Day	Lap Tm	Diff	S1 Tm	S2 Tm	S3 Tm	Lap	Time of Day	Lap Tm	Diff	S1 Tm	S2 Tm	S3 Tm
-----	-------------	--------	------	-------	-------	-------	-----	-------------	--------	------	-------	-------	-------

Lap	Time of Day	Lap Tm	Diff	S1 Tm	S2 Tm	S3 Tm
5	9:45:13.883	<b>56.976</b>		<b>22.800</b>	<b>16.920</b>	17.256

(31) Juri VIPS

1	9:41:18.797	1:02.690	+5.714	26.363	18.754	17.573
2	9:42:16.816	58.019	+1.043	23.210	17.524	17.285
3	9:43:13.871	57.055	+0.079	22.864	<b>16.963</b>	17.228
4	9:44:10.904	57.033	+0.057	22.896	17.004	<b>17.133</b>
5	9:45:07.880	<b>56.976</b>		<b>22.799</b>	16.987	17.190

(32) Rinus van KALMTHOUT

1	9:41:26.858	1:02.593	+5.541	26.512	18.388	17.693
2	9:42:24.480	57.622	+0.570	23.335	17.023	17.264
3	9:43:22.133	57.653	+0.601	23.486	17.007	17.160
4	9:44:19.185	<b>57.052</b>		<b>22.778</b>	17.033	17.241
5	9:45:16.406	57.221	+0.169	23.314	<b>16.843</b>	<b>17.064</b>

(14) Ralf ARON

1	9:41:26.229	1:02.419	+5.365	26.789	17.900	17.730
2	9:42:24.272	58.043	+0.989	23.557	17.206	17.280
3	9:43:21.326	<b>57.054</b>		<b>22.844</b>	17.038	17.172
4	9:44:18.867	57.541	+0.487	23.052	17.149	17.340
5	9:45:15.955	57.088	+0.034	22.971	<b>16.972</b>	<b>17.145</b>

(58) Mitchell CHEAH MIN JIE

1	9:41:18.982	1:03.587	+6.457	26.810	18.887	17.890
2	9:42:19.602	1:00.620	+3.490	24.705	18.363	17.552
3	9:43:16.831	57.229	+0.099	<b>23.018</b>	16.985	17.226
4	9:44:14.330	57.499	+0.369	23.275	17.020	17.204
5	9:45:11.460	<b>57.130</b>		23.069	<b>16.958</b>	<b>17.103</b>

(47) Deniz BECKERS

1	9:41:19.088	1:02.181	+5.049	25.928	18.631	17.622
2	9:42:17.270	58.182	+1.050	23.278	17.374	17.530
3	9:43:14.402	<b>57.132</b>		22.999	17.003	<b>17.130</b>
4	9:44:11.628	57.226	+0.094	23.027	<b>16.995</b>	17.204
5	9:45:08.855	57.227	+0.095	<b>22.950</b>	17.029	17.248

(65) Nathan HEDOUIN

1	9:41:13.464	1:01.523	+4.357	26.008	17.887	17.628
2	9:42:11.663	58.199	+1.033	23.218	17.145	17.836
3	9:43:09.469	57.806	+0.640	23.359	17.217	17.230
4	9:44:06.635	<b>57.166</b>		<b>22.901</b>	<b>17.046</b>	<b>17.219</b>
5	9:45:03.916	57.281	+0.115	22.977	17.061	17.243

(36) Eline CHEHIN

1	9:41:25.971	1:01.932	+4.449	26.271	18.056	17.605
2	9:42:23.707	57.736	+0.253	<b>23.218</b>	17.173	17.345
3	9:43:21.530	57.823	+0.340	23.282	17.282	17.259
4	9:44:19.381	57.851	+0.368	23.233	17.311	17.307
5	9:45:16.864	<b>57.483</b>		23.309	<b>17.029</b>	<b>17.145</b>

(44) Jack McCARTHY

1	9:41:19.750	1:04.117	+6.193	27.130	19.270	17.717
2	9:42:17.700	57.950	+0.026	23.548	17.157	17.245
3	9:43:16.152	58.452	+0.528	23.311	17.588	17.553
4	9:44:14.076	<b>57.924</b>		<b>23.096</b>	17.168	17.660
5	9:45:12.055	57.979	+0.055	23.650	<b>17.125</b>	<b>17.204</b>

(49) Lorenzo van RIET

1	9:41:17.760	1:04.009	+5.604	27.145	18.570	18.294
2	9:42:17.339	59.579	+1.174	24.091	17.574	17.914
3	9:43:18.421	1:01.082	+2.677	23.873	18.995	18.214
4	9:44:19.641	1:01.220	+2.815	24.901	18.104	18.215
5	9:45:18.046	<b>58.405</b>		<b>23.576</b>	<b>17.359</b>	<b>17.470</b>



# Rotax Euro Challenge 2013 Genk / Belgium

Rotax Juniors

Genk / Belgium 1,360 Km

Second Chance Heat

**-NEW-**

2013-03-31 10:30

Race (7 Laps) started at 10:33:06

Pos	No.	Name	Nat.	Chassis	Race Team	Laps	Total Tm	Diff	Best Tm	In Lap	km/h	Points
1	77	Max TIMMERMANS	BEL	Maranello	EGP	7	6:42.153		56.723	7	86,314	0
2	71	Edward TANSLEY	GBR	Tonykart	TBD	7	6:42.250	0.097	56.754	7	86,267	0
3	16	Tomas SALVA	CZE	MS Kart	MS Kart Racing Team	7	6:43.099	0.946	56.913	6	86,026	0
4	41	Damien WISNICKI	POL	OK1	OK1 Racing Team	7	6:43.304	1.151	56.756	7	86,264	0
5	25	Mark MOOR	EST	Tonykart	Aix Racing Team	7	6:44.897	2.744	56.896	6	86,052	0
6	70	Marvin PIONKE	DEU	Kosmic	RS Competition	7	6:44.940	2.787	56.915	3	86,023	0
7	43	Dominik MUSIATOWICZ	POL	Tonykart	Wyrzykowski M/Sport	7	6:45.202	3.049	57.083	7	85,770	0
8	59	Slavinski DZIANIS	BLR	Zanardi	M Racing	7	6:45.848	3.695	56.802	3	86,194	0
9	57	Maxim SHTOTLAND	RUS	Tonykart	Mayak Rotax	7	6:46.101	3.948	56.805	3	86,190	0
10	50	Lars van VARK	NLD	Sodi	Van der Pol Racing	7	6:46.486	4.333	56.971	5	85,938	0
11	63	Jan-Erik MEIKUP	EST	Tonykart	TBA	7	6:46.835	4.682	56.684	7	86,374	0
12	62	Nikolas SZABO	SVK	Sodi	Gregor Racing	7	6:47.481	5.328	57.055	4	85,812	0
13	69	Jarno OPMEER	NLD	Maddox	Maddox Racing Team	7	6:48.532	6.379	56.636	6	86,447	0
14	20	Omar ISMAIL	GBR	Tonykart	Strawberry Racing	7	6:51.248	9.095	56.712	5	86,331	0
15	18	Clement NOVALAK	CHE	Tonykart	TK Racing	7	6:52.568	10.415	56.714	5	86,328	0
16	19	Christopher DREYSPRING	DEU	CRG	TAD Racing	7	6:52.921	10.768	56.672	4	86,392	0
17	35	Savannah Megan COURTEM	ESP	Intrepid	Intrepid Driver Program	7	6:53.017	10.864	56.867	4	86,096	0
18	54	Mihails BUDOVSIVS	LVA	Tonykart	MRG Racing	7	6:53.088	10.935	57.055	4	85,812	0
19	29	Martins SESKS	LVA	Gillard	MRG Racing	7	6:53.940	11.787	56.700	5	86,349	0
20	51	Daniel LOUKO	FIN	Formula K	Fk Racing Team AB Ltd	7	6:54.239	12.086	57.136	5	85,690	0
21	42	Tristan CHARPENTIER	FRA	Tonykart	Coles Racing	7	6:55.253	13.100	56.941	7	85,984	0
22	72	Jonathan JUDEK	DEU	Praga	M-Tec Praga Racing	7	7:01.622	19.469	57.479	4	85,179	0
23	67	Eric STAHL	NLD	Zanardi	G-Star Raw Racing	7	7:04.515	22.362	57.000	6	85,895	0
24	53	Teodor MORIN	SWE	Kosmic	Paul Carr Racing	7	7:05.099	22.946	56.697	6	86,354	0
25	56	Michael McCARTHY	USA	Birel	KMS Hungary	7	7:06.762	24.609	58.663	5	83,460	0
26	74	Gavin REICHEL	USA	Alonso	Dan Holland Racing	7	7:12.208	30.055	56.959	7	85,957	0
27	21	Dries VANTHOOR	BEL	Maranello	Maranello Kart	7	7:12.558	30.405	56.794	4	86,206	0
28	76	Rokas BACIUSKA	LTU	Energy	Energy Racing It	7	7:12.808	30.655	56.828	4	86,155	0
29	61	Maximilian SCHMITT	DEU	Praga	M-Tec Praga Racing	7	7:15.334	33.181	57.185	7	85,617	0
30	60	Jakub KADLCAK	CZE	Sodi	Gregor Racing	7	7:20.528	38.375	56.912	4	86,028	0
31	75	Patrick HANNAH	ARE	DR	VPDR	3	3:39.209	4 Laps	59.478	3	82,316	0
32	48	Alessandro STURA	ITA	Formula K	Fk Racing Team AB Ltd		0.954	7 Laps		0	-	0
33	64	Anton ASTASHENKO	BLR	Intrepid	M-Racing		1.404	7 Laps		0	-	0
34	28	Leonard HOOGENBOOM	NLD	FA Kart	Team TKP					0	-	0

## Announcements

These results are provisional until the conclusion of any judicial and technical matters

No. 35 + 41 warning board

Started: 34 Classified: 34 Not classified: 0

No. 42 time penalty 10 sec. / reason unfair driving

Margin of Victory	Ø km/h	Best Lap Tm	km/h	Best Lap by
0.097	85,221	56.636	86,447	69 - Jarno OPMEER

Official Timing [www.camp-company.de](http://www.camp-company.de) / [www.motorsport-events.se](http://www.motorsport-events.se)

Orbits

Timekeeping Ingrid and Meik Wagner:

Clerk of the course Nigel Edwards:

[www.mylaps.com](http://www.mylaps.com)

Steward (Chairman) Horst Seidel:

Chief Scrutineer Paul Klaassen:

Licensed to: Motorsport Events

Printed: 2013-03-31 12:12:37

posted at:

h







Rotax Euro Challenge 2013 Genk / Belgium

Rotax Juniors Genk / Belgium 1,360 Km

Second Chance Heat 2013-03-31 10:30

Race (7 Laps) started at 10:33:06

Lap	Time of Day	Lap Tm	Diff	S1 Tm	S2 Tm	S3 Tm	Lap	Time of Day	Lap Tm	Diff	S1 Tm	S2 Tm	S3 Tm
2	10:35:42.328	57.427	+0.515	23.135	17.015	17.277							
3	10:36:39.485	57.157	+0.245	22.978	16.982	17.197							
4	10:37:36.397	<b>56.912</b>		<b>22.823</b>	16.916	17.173							
5	10:38:33.554	57.157	+0.245	23.006	16.984	17.167							
6	10:39:30.499	56.945	+0.033	22.898	<b>16.914</b>	17.133							
7	10:40:27.472	56.973	+0.061	22.863	17.003	<b>17.107</b>							

(75) Patrick HANNAH

1	10:34:44.749	1:36.314	+36.836	58.928	19.030	18.356
2	10:35:46.675	1:01.926	+2.448	25.191	18.609	18.126
3	10:36:46.153	<b>59.478</b>		<b>23.916</b>	<b>17.635</b>	<b>17.927</b>

Timekeeping Ingrid and Meik Wagner:  Clerk of the course Nigel Edwards:

Steward (Chairman) Horst Seidel: Chief Scrutineer Paul Klaassen:

Rotax Euro Challenge 2013  
 Class: Rotax Max Juniors  
 Date/Time: 2013-03-31 11:40

Track: Genk / Belgium  
 Heat: Prefinal  
 Laps: 9

Edition 1

Mark MOOR	25	2nd Chance 5	17	Marvin PIONKE	70	2nd Chance 6
	33				34	
Tomas SALVA	16	2nd Chance 3	16	Damien WISNICKI	41	2nd Chance 4
	31				32	
Max TIMMERMANS	77	2nd Chance 1	15	Edward TANSLEY	71	2nd Chance 2
	29				30	
Lorenzo van RIET	49	Points 43 Quali Rank 41	14	Darren KEANE	45	Points 44 Quali Rank 48
	27				28	
Juri VIPS	31	Points 42 Quali Rank 6	13	David WOODER	34	Points 43 Quali Rank 24
	25				26	
Eline CHEHIN	36	Points 40 Quali Rank 30	12	Philip HAMPRECHT	39	Points 41 Quali Rank 19
	23				24	
Deniz BECKERS	47	Points 37 Quali Rank 28	11	Ralf ARON	14	Points 38 Quali Rank 12
	21				22	
Mitchell CHEAH MIN JIE	58	Points 36 Quali Rank 36	10	Max AITKEN	5	Points 36 Quali Rank 37
	19				20	
Nathan HEDOUIN	65	Points 34 Quali Rank 18	9	Thomas PREINING	12	Points 35 Quali Rank 43
	17				18	
Jack McCARTHY	44	Points 27 Quali Rank 5	8	Berkay BESLER	33	Points 31 Quali Rank 9
	15				16	
Lars LAMBORELLE	78	Points 23 Quali Rank 20	7	Thomas ISSA	55	Points 26 Quali Rank 8
	13				14	
Guan Yu ZHOU	8	Points 23 Quali Rank 3	6	Dennis TIJJS	38	Points 23 Quali Rank 13
	11				12	
Rinus van KALMTHOU	32	Points 17 Quali Rank 22	5	Jai NIJJAR	17	Points 22 Quali Rank 15
	9				10	
Sena SAKAGUCHI	30	Points 17 Quali Rank 4	4	Nick DUNCKER	66	Points 17 Quali Rank 10
	7				8	
Jack BARTHOLOMEV	40	Points 15 Quali Rank 11	3	Mathias S KRISTENSEN	46	Points 16 Quali Rank 17
	5				6	
Lando NORRIS	52	Points 2 Quali Rank 14	2	Shanaka CLAY	79	Points 10 Quali Rank 2
	3				4	
Josh PRICE	27	Points 2 Quali Rank 1	1	Connor HALL	22	Points 2 Quali Rank 7
	1				2	

Pole Position

Clerk of the course Nigel Edwards:  
 Stewards (Chairman) Horst Seidel:

Scrutineer Paul Klaassen:  
 Timekeeping Ingrid/Meik Wagner:





# Rotax Euro Challenge 2013 Genk / Belgium

Rotax Juniors

Genk / Belgium 1,360 Km

Pre-Final

2013-03-31 11:40

Race (9 Laps) started at 11:43:14

Pos	No.	Name	Nat.	Chassis	Race Team	Laps	Total Tm	Diff	Best Tm	In Lap	km/h	Points
1	52	Lando NORRIS	GBR	Tonykart	RL Racing Dept UK	9	8:40.447		57.289	4	85,461	34
2	22	Connor HALL	GBR	Tonykart	Strawberry Racing	9	8:40.510	0.063	56.886	6	86,067	33
3	8	Guan Yu ZHOU	GBR	Tonykart	Strawberry Racing	9	8:40.910	0.463	56.981	4	85,923	32
4	34	David WOODER	GBR	Alonso	Dan Holland Racing	9	8:41.208	0.761	56.788	7	86,215	31
5	40	Jack BARTHOLOMEW	GBR	Tonykart	Coles Racing	9	8:41.857	1.410	57.224	4	85,559	30
6	17	Jai NIJJAR	GBR	Tonykart	Chris Rogers M/Sport	9	8:42.025	1.578	57.038	7	85,838	29
7	79	Shanaka CLAY	SRI	Tonykart		9	8:42.273	1.826	57.020	5	85,865	28
8	39	Philip HAMPRECHT	DEU	Kosmic	Paul Carr Racing	9	8:42.527	2.080	57.015	8	85,872	27
9	33	Berkay BESLER	TUR	Tonykart	DNR Racing/Bouvin	9	8:42.841	2.394	57.026	6	85,856	26
10	70	Marvin PIONKE	DEU	Kosmic	RS Competition	9	8:43.484	3.037	57.072	5	85,786	25
11	45	Darren KEANE	USA	Tonykart	Strawberry Racing	9	8:43.778	3.331	56.977	6	85,929	24
12	47	Deniz BECKERS	NLD	Topkart	Slangen Karting	9	8:46.649	6.202	57.128	7	85,702	23
13	77	Max TIMMERMANS	BEL	Maranello	EGP	9	8:48.734	8.287	57.344	9	85,379	22
14	49	Lorenzo van RIET	NLD	Tonykart	Torenvliet M/S	9	8:49.288	8.841	57.132	5	85,696	21
15	25	Mark MOOR	EST	Tonykart	Aix Racing Team	9	8:50.286	9.839	57.233	7	85,545	20
16	38	Dennis TIJJS	NLD	FA Kart	Team TKP	9	8:51.302	10.855	57.585	6	85,022	19
17	5	Max AITKEN	GBR	Tonykart	Strawberry Racing	9	8:58.591	18.144	57.717	7	84,828	18
18	27	Josh PRICE	GBR	Tonykart	Chris Rogers M/Sport	9	8:58.625	18.178	56.920	7	86,015	17
19	41	Damien WISNICKI	POL	OK1	OK1 Racing Team	9	8:58.685	18.238	57.461	7	85,206	16
20	36	Eline CHEHIN	NLD	FA Kart	Team TKP	9	8:58.750	18.303	57.136	7	85,690	15
21	14	Ralf ARON	EST	Tonykart	Aix Racing Team	9	9:00.108	19.661	57.178	7	85,627	14
22	32	Rinus van KALMTHOUT	NLD	FA Kart	Team TKP	9	9:00.275	19.828	56.917	7	86,020	13
23	55	Thomas ISSA	JAM	Tonykart	Strawberry Racing	9	9:01.685	21.238	56.943	7	85,981	12
24	30	Sena SAKAGUCHI	JPN	Intrepid	Intrepid Driver Program	9	9:02.163	21.716	57.562	6	85,056	11
25	12	Thomas PREINING	AUT	Formula K	Protrain Racing	9	9:05.225	24.778	57.009	8	85,881	10
26	66	Nick DUNCKER	NLD	Alonso	Dream Team Racing	9	9:07.248	26.801	59.093	6	82,852	9
27	46	Mathias S KRISTENSEN	DNK	Tonykart	RS Competition	9	9:09.090	28.643	57.312	7	85,427	8
28	71	Edward TANSLEY	GBR	Tonykart	TBD	9	9:18.771	38.324	57.789	8	84,722	7
29	44	Jack McCARTHY	GBR	Tonykart	RL Racing Dept UK	9	9:20.786	40.339	58.657	8	83,468	6
30	31	Juri VIPS	EST	Tonykart	Strawberry Racing	9	9:21.229	40.782	57.067	8	85,794	5
31	16	Tomas SALVA	CZE	MS Kart	MS Kart Racing Team	2	2:05.338	7 Laps	57.998	2	84,417	4
32	65	Nathan HEDOUIN	FRA	Art GP	Art Grand Prix France		0.750	9 Laps		0	-	3
33	58	Mitchell CHEAH MIN JIE	MYS	Maddox	Maddox Racing Team		1.037	9 Laps		0	-	2

Not classified

DQ	78	Lars LAMBORELLE	NLD	Gillard	DFK	9	8:40.910	DQ	57.172	6	85,636	0
----	----	-----------------	-----	---------	-----	---	----------	----	--------	---	--------	---

## Announcements

These results are provisional until the conclusion of any judicial and technical matters

No 78+ 12 warning board

Started: 34 Classified: 33 Not classified: 1

No. 78 excluded from Prefinal / reason unfair driving

Margin of Victory	Ø km/h	Best Lap Tm	km/h	Best Lap by
0.063	84,666	56.788	86,215	34 - David WOODER

Official Timing [www.camp-company.de](http://www.camp-company.de) / [www.motorsport-events.se](http://www.motorsport-events.se)

Orbits

Timekeeping Ingrid and Meik Wagner:

Clerk of the course Nigel Edwards:

[www.mylaps.com](http://www.mylaps.com)

Steward (Chairman) Horst Seidel:

Chief Scrutineer Paul Klaassen:

Licensed to: Motorsport Events

Printed: 2013-03-31 13:13:21

posted at:

h



# Rotax Euro Challenge 2013 Genk / Belgium

Rotax Juniors

Genk / Belgium 1,360 Km

Pre-Final

2013-03-31 11:40

Race (9 Laps) started at 11:43:14

Lap	Time of Day	Lap Tm	Diff	S1 Tm	S2 Tm	S3 Tm	Lap	Time of Day	Lap Tm	Diff	S1 Tm	S2 Tm	S3 Tm
<b>(52) Lando NORRIS</b>													
1	11:44:12.665	58.376	+1.087	23.888	17.129	17.359	1	11:44:15.190	1:00.542	+3.504	25.796	17.348	17.398
2	11:45:10.369	57.704	+0.415	23.185	17.162	17.357	2	11:45:12.799	57.609	+0.571	23.177	17.107	17.325
3	11:46:07.739	57.370	+0.081	23.131	<b>16.954</b>	17.285	3	11:46:10.139	57.340	+0.302	23.066	17.032	17.242
4	11:47:05.028	<b>57.289</b>		<b>23.025</b>	16.959	17.305	4	11:47:07.386	57.247	+0.209	23.031	17.043	17.173
5	11:48:02.443	57.415	+0.126	23.085	17.008	17.322	5	11:48:04.675	57.289	+0.251	23.009	17.065	17.215
6	11:48:59.743	57.300	+0.011	23.078	16.963	<b>17.259</b>	6	11:49:01.750	57.075	+0.037	22.901	17.012	<b>17.162</b>
7	11:49:57.923	58.180	+0.891	23.459	17.117	17.604	7	11:49:58.788	<b>57.038</b>		<b>22.870</b>	<b>16.990</b>	17.178
8	11:50:56.139	58.216	+0.927	23.153	17.185	17.878	8	11:50:57.320	58.532	+1.494	23.772	17.293	17.467
9	11:51:54.643	58.504	+1.215	23.382	17.398	17.724	9	11:51:56.221	58.901	+1.863	23.853	17.693	17.355
<b>(17) Jai NIJJAR</b>													
1	11:44:14.643	59.927	+3.041	25.364	17.284	17.279	1	11:44:14.643	1:00.227	+3.207	25.543	17.298	17.386
2	11:45:11.693	57.421	+0.535	23.085	17.123	17.213	2	11:45:12.112	57.469	+0.449	23.076	17.125	17.268
3	11:46:08.876	57.183	+0.297	22.891	17.121	17.171	3	11:46:09.254	57.142	+0.122	22.977	17.021	17.144
4	11:47:05.780	56.904	+0.018	22.747	17.011	17.146	4	11:47:06.354	57.100	+0.080	23.022	<b>16.905</b>	17.173
5	11:48:02.986	57.206	+0.320	<b>22.729</b>	17.373	<b>17.104</b>	5	11:48:03.374	<b>57.020</b>		<b>22.825</b>	17.084	<b>17.111</b>
6	11:48:59.872	<b>56.886</b>		<b>22.788</b>	<b>16.971</b>	17.127	6	11:49:00.865	57.491	+0.471	22.978	17.307	17.206
7	11:49:58.001	58.129	+1.243	22.970	17.553	17.606	7	11:49:58.650	57.785	+0.765	22.909	16.992	17.884
8	11:50:56.254	58.253	+1.367	23.172	17.197	17.884	8	11:50:57.257	58.607	+1.587	23.815	17.048	17.744
9	11:51:54.706	58.452	+1.566	23.371	17.421	17.660	9	11:51:56.469	59.212	+2.192	24.043	18.007	17.162
<b>(22) Connor HALL</b>													
1	11:44:13.813	59.139	+2.158	24.522	17.216	17.401	1	11:44:17.940	1:02.449	+5.434	27.813	17.280	17.356
2	11:45:11.354	57.541	+0.560	23.109	17.133	17.299	2	11:45:15.424	57.484	+0.469	23.069	17.159	17.256
3	11:46:08.558	57.204	+0.223	22.985	17.045	<b>17.174</b>	3	11:46:12.792	57.368	+0.353	22.913	17.139	17.316
4	11:47:05.539	<b>56.981</b>		22.828	<b>16.977</b>	17.176	4	11:47:10.085	57.293	+0.278	22.943	17.053	17.297
5	11:48:03.785	58.246	+1.265	22.810	18.165	17.271	5	11:48:07.215	57.130	+0.115	22.901	17.086	<b>17.143</b>
6	11:49:01.246	57.461	+0.480	22.808	17.163	17.490	6	11:49:04.441	57.226	+0.211	22.937	17.074	17.215
7	11:49:58.682	57.436	+0.455	<b>22.764</b>	17.194	17.478	7	11:50:01.482	57.041	+0.026	22.847	<b>16.998</b>	17.196
8	11:50:57.059	58.377	+1.396	23.430	16.998	17.949	8	11:50:58.497	<b>57.015</b>		<b>22.811</b>	17.010	17.194
9	11:51:55.106	58.047	+1.066	23.079	17.204	17.764	9	11:51:56.723	58.226	+1.211	23.124	17.851	17.251
<b>(79) Shanaka CLAY</b>													
1	11:44:13.813	59.322	+2.150	24.694	17.229	17.399	1	11:44:16.207	1:01.320	+4.294	26.499	17.407	17.414
2	11:45:11.872	57.801	+0.629	23.357	17.264	17.180	2	11:45:13.772	57.565	+0.539	23.167	17.121	17.277
3	11:46:09.144	57.272	+0.100	23.038	<b>16.982</b>	17.252	3	11:46:11.114	57.342	+0.316	23.005	17.066	17.271
4	11:47:06.629	57.485	+0.313	23.200	17.134	<b>17.151</b>	4	11:47:08.464	57.350	+0.324	23.013	17.073	17.264
5	11:48:03.931	57.302	+0.130	22.983	17.049	17.270	5	11:48:05.733	57.269	+0.243	22.977	17.075	17.217
6	11:49:01.103	<b>57.172</b>		22.830	17.029	17.313	6	11:49:02.759	<b>57.026</b>		22.875	<b>16.965</b>	17.186
7	11:49:58.604	57.501	+0.329	<b>22.774</b>	17.172	17.555	7	11:49:59.810	57.051	+0.025	<b>22.785</b>	17.095	<b>17.171</b>
8	11:50:57.184	58.580	+1.408	23.660	17.084	17.836	8	11:50:58.292	58.482	+1.456	23.223	17.883	17.376
9	11:51:55.106	57.922	+0.750	23.134	17.181	17.607	9	11:51:57.037	58.745	+1.719	23.340	18.072	17.333
<b>(39) Philip HAMPRECHT</b>													
1	11:44:14.071	59.322	+2.150	24.694	17.229	17.399	1	11:44:16.207	1:01.320	+4.294	26.499	17.407	17.414
2	11:45:11.872	57.801	+0.629	23.357	17.264	17.180	2	11:45:13.772	57.565	+0.539	23.167	17.121	17.277
3	11:46:09.144	57.272	+0.100	23.038	<b>16.982</b>	17.252	3	11:46:11.114	57.342	+0.316	23.005	17.066	17.271
4	11:47:06.629	57.485	+0.313	23.200	17.134	<b>17.151</b>	4	11:47:08.464	57.350	+0.324	23.013	17.073	17.264
5	11:48:03.931	57.302	+0.130	22.983	17.049	17.270	5	11:48:05.733	57.269	+0.243	22.977	17.075	17.217
6	11:49:01.103	<b>57.172</b>		22.830	17.029	17.313	6	11:49:02.759	<b>57.026</b>		22.875	<b>16.965</b>	17.186
7	11:49:58.604	57.501	+0.329	<b>22.774</b>	17.172	17.555	7	11:49:59.810	57.051	+0.025	<b>22.785</b>	17.095	<b>17.171</b>
8	11:50:57.184	58.580	+1.408	23.660	17.084	17.836	8	11:50:58.292	58.482	+1.456	23.223	17.883	17.376
9	11:51:55.106	57.922	+0.750	23.134	17.181	17.607	9	11:51:57.037	58.745	+1.719	23.340	18.072	17.333
<b>(33) Berkay BESLER</b>													
1	11:44:13.036	58.651	+1.427	23.974	17.310	17.367	1	11:44:18.399	1:02.281	+5.209	27.750	17.225	17.306
2	11:45:10.661	57.625	+0.401	23.168	17.196	17.261	2	11:45:15.894	57.495	+0.423	23.048	17.168	17.279
3	11:46:08.070	57.409	+0.185	23.035	17.134	17.240	3	11:46:13.275	57.381	+0.309	22.918	17.181	17.282
4	11:47:05.294	<b>57.224</b>		22.980	<b>17.078</b>	<b>17.166</b>	4	11:47:10.443	57.168	+0.096	22.914	17.081	17.173
5	11:48:02.849	57.555	+0.331	22.914	17.403	17.238	5	11:48:07.515	<b>57.072</b>		22.906	<b>16.969</b>	17.197
6	11:49:00.612	57.763	+0.539	23.313	17.267	17.183	6	11:49:04.594	57.079	+0.007	<b>22.848</b>	17.020	17.211
7	11:49:58.538	57.926	+0.702	<b>22.867</b>	17.216	17.843	7	11:50:01.673	57.079	+0.007	22.863	17.023	17.193
8	11:50:57.199	58.661	+1.437	23.375	17.089	18.197	8	11:50:58.747	57.074	+0.002	22.898	17.063	<b>17.113</b>
9	11:51:56.053	58.854	+1.630	23.389	18.160	17.305	9	11:51:57.680	58.933	+1.861	22.943	18.526	17.464
<b>(70) Marvin PIONKE</b>													
1	11:44:13.036	58.651	+1.427	23.974	17.310	17.367	1	11:44:18.399	1:02.281	+5.209	27.750	17.225	17.306
2	11:45:10.661	57.625	+0.401	23.168	17.196	17.261	2	11:45:15.894	57.495	+0.423	23.048	17.168	17.279
3	11:46:08.070	57.409	+0.185	23.035	17.134	17.240	3	11:46:13.275	57.381	+0.309	22.918	17.181	17.282
4	11:47:05.294	<b>57.224</b>		22.980	<b>17.078</b>	<b>17.166</b>	4	11:47:10.443	57.168	+0.096	22.914	17.081	17.173
5	11:48:02.849	57.555	+0.331	22.914	17.403	17.238	5	11:48:07.515	<b>57.072</b>		22.906	<b>16.969</b>	17.197
6	11:49:00.612	57.763	+0.539	23.313	17.267	17.183	6	11:49:04.594	57.079	+0.007	<b>22.848</b>	17.020	17.211
7	11:49:58.538	57.926	+0.702	<b>22.867</b>	17.216	17.843	7	11:50:01.673	57.079	+0.007	22.863	17.023	17.193
8	11:50:57.199	58.661	+1.437	23.375	17.089	18.197	8	11:50:58.747	57.074	+0.002	22.898	17.063	<b>17.113</b>
9	11:51:56.053	58.854	+1.630	23.389	18.160	17.305	9	11:51:57.680	58.933	+1.861	22.943	18.526	17.464
<b>(40) Jack BARTHOLOMEW</b>													
1	11:44:13.036	58.651	+1.427	23.974	17.310	17.367	1	11:44:17.779	1:02.114	+5.137	27.346	17.320	17.448
2	11:45:10.661	57.625	+0.401	23.168	17.196	17.261	2	11:45:15.759	57.980	+1.003	23.466	17.182	17.332
3	11:46:08.070	57.409	+0.185	23.035	17.134	17.240	3	11:46:13.514	57.755	+0.778	22.987	17.423	17.345
4	11:47:05.294	<b>57.224</b>		22.980	<b>17.078</b>	<b>17.166</b>	4	11:47:10.749	57.235	+0.258	22.947	17.017	17.271
5	11:48:02.849	57.555	+0.331	22.914	17.403	17.238	5	11:48:07.953	57.204	+0.227	22.982	16.994	17.228
6	11:49:00.612	57.763	+0.539	23.313	17.267	17.183	6	11:49:04.930	<b>56.977</b>		22.849	<b>16.919</b>	<b>17.209</b>
7	11:49:58.538	57.926	+0.702	<b>22.867</b>	17.216	17.843	7	11:50:01.990	57.060	+0.083	<b>22.800</b>	17.035	17.225
8	11:50:57.199	58.661	+1.437	23.375	17.089	18.197	8	11:50:59.159	57.169	+0.192	22.915	17.029	17.225
9	11:51:56.053	58.854	+1.630	23.389									



# Rotax Euro Challenge 2013 Genk / Belgium

Rotax Juniors

Genk / Belgium 1,360 Km

Pre-Final

2013-03-31 11:40

Race (9 Laps) started at 11:43:14

Lap	Time of Day	Lap Tm	Diff	S1 Tm	S2 Tm	S3 Tm
<b>(47) Deniz BECKERS</b>						
1	11:44:21.614	1:06.179	+9.051	30.934	17.956	17.289
2	11:45:19.256	57.642	+0.514	23.165	17.096	17.381
3	11:46:17.265	58.009	+0.881	23.505	17.185	17.319
4	11:47:14.602	57.337	+0.209	23.054	17.020	17.263
5	11:48:11.935	57.333	+0.205	23.056	17.017	17.260
6	11:49:09.128	57.193	+0.065	23.035	<b>16.956</b>	17.202
7	11:50:06.256	<b>57.128</b>		<b>22.980</b>	16.956	<b>17.192</b>
8	11:51:03.495	57.239	+0.111	22.989	17.028	17.222
9	11:52:00.845	57.350	+0.222	23.044	17.038	17.268

Lap	Time of Day	Lap Tm	Diff	S1 Tm	S2 Tm	S3 Tm
<b>(27) Josh PRICE</b>						
1	11:44:31.440	1:17.244	+20.324	42.042	17.826	17.376
2	11:45:29.474	58.034	+1.114	23.479	17.286	17.269
3	11:46:26.990	57.516	+0.596	23.043	17.142	17.331
4	11:47:24.317	57.327	+0.407	22.938	17.118	17.271
5	11:48:21.609	57.292	+0.372	22.984	17.107	17.201
6	11:49:18.656	57.047	+0.127	22.869	16.997	17.181
7	11:50:15.576	<b>56.920</b>		<b>22.860</b>	<b>16.939</b>	<b>17.121</b>
8	11:51:13.458	57.882	+0.962	23.438	17.297	17.147
9	11:52:12.821	59.363	+2.443	23.666	17.788	17.909

Lap	Time of Day	Lap Tm	Diff	S1 Tm	S2 Tm	S3 Tm
<b>(77) Max TIMMERMANS</b>						
1	11:44:21.301	1:05.275	+7.931	29.661	18.202	17.412
2	11:45:19.141	57.840	+0.496	23.121	17.248	17.471
3	11:46:18.270	59.129	+1.785	23.875	17.923	17.331
4	11:47:16.002	57.732	+0.388	23.239	17.149	17.344
5	11:48:13.434	57.432	+0.088	23.073	17.127	<b>17.232</b>
6	11:49:10.875	57.441	+0.097	22.995	17.134	17.312
7	11:50:08.224	57.349	+0.005	<b>22.901</b>	17.147	17.301
8	11:51:05.586	57.362	+0.018	23.011	17.079	17.272
9	11:52:02.930	<b>57.344</b>		22.963	<b>17.065</b>	17.316

Lap	Time of Day	Lap Tm	Diff	S1 Tm	S2 Tm	S3 Tm
<b>(41) Damien WISNICKI</b>						
1	11:44:22.066	1:06.141	+8.680	30.351	18.256	17.534
2	11:45:19.691	57.625	+0.164	23.227	<b>17.141</b>	<b>17.257</b>
3	11:46:24.425	1:04.734	+7.273	23.743	23.376	17.615
4	11:47:22.500	58.075	+0.614	23.388	17.328	17.359
5	11:48:20.107	57.607	+0.146	23.091	17.199	17.317
6	11:49:17.601	57.494	+0.033	23.042	17.148	17.304
7	11:50:15.062	<b>57.461</b>		<b>22.991</b>	17.177	17.293
8	11:51:13.890	58.828	+1.367	23.870	17.694	17.264
9	11:52:12.881	58.991	+1.530	23.393	17.772	17.826

Lap	Time of Day	Lap Tm	Diff	S1 Tm	S2 Tm	S3 Tm
<b>(49) Lorenzo van RIET</b>						
1	11:44:22.844	1:07.052	+9.920	31.621	17.630	17.801
2	11:45:20.578	57.734	+0.602	23.234	17.224	17.276
3	11:46:19.946	59.368	+2.236	23.046	18.630	17.692
4	11:47:17.280	57.334	+0.202	23.032	17.051	17.251
5	11:48:14.412	<b>57.132</b>		<b>22.955</b>	17.028	<b>17.149</b>
6	11:49:11.800	57.388	+0.256	23.020	17.075	17.293
7	11:50:09.047	57.247	+0.115	23.016	16.994	17.237
8	11:51:06.225	57.178	+0.046	23.023	<b>16.960</b>	17.195
9	11:52:03.484	57.259	+0.127	23.028	17.002	17.229

Lap	Time of Day	Lap Tm	Diff	S1 Tm	S2 Tm	S3 Tm
<b>(36) Eline CHEHIN</b>						
1	11:44:29.963	1:14.346	+17.210	39.418	17.416	17.512
2	11:45:27.959	57.996	+0.860	23.402	17.228	17.366
3	11:46:25.823	57.864	+0.728	23.332	17.083	17.449
4	11:47:23.581	57.758	+0.622	23.184	17.231	17.343
5	11:48:20.993	57.412	+0.276	23.069	17.089	17.254
6	11:49:18.175	57.182	+0.046	22.986	17.002	<b>17.194</b>
7	11:50:15.311	<b>57.136</b>		<b>22.888</b>	<b>16.995</b>	17.253
8	11:51:15.140	59.829	+2.693	23.652	18.838	17.339
9	11:52:12.946	57.806	+0.670	23.155	17.069	17.582

Lap	Time of Day	Lap Tm	Diff	S1 Tm	S2 Tm	S3 Tm
<b>(25) Mark MOOR</b>						
1	11:44:22.721	1:05.970	+8.737	30.362	17.709	17.899
2	11:45:21.140	58.419	+1.186	23.855	17.244	17.320
3	11:46:20.142	59.002	+1.769	23.080	18.080	17.842
4	11:47:17.589	57.447	+0.214	23.136	<b>17.005</b>	17.306
5	11:48:15.273	57.684	+0.451	23.256	17.156	17.272
6	11:49:12.643	57.370	+0.137	23.022	17.047	17.301
7	11:50:09.876	<b>57.233</b>		23.002	17.034	17.197
8	11:51:07.146	57.270	+0.037	23.019	17.062	<b>17.189</b>
9	11:52:04.482	57.336	+0.103	<b>22.941</b>	17.109	17.286

Lap	Time of Day	Lap Tm	Diff	S1 Tm	S2 Tm	S3 Tm
<b>(14) Ralf ARON</b>						
1	11:44:30.945	1:15.618	+18.440	40.436	17.663	17.519
2	11:45:29.984	59.039	+1.861	24.283	17.420	17.336
3	11:46:28.121	58.137	+0.959	23.423	17.423	17.291
4	11:47:25.483	57.362	+0.184	22.975	17.141	<b>17.246</b>
5	11:48:23.232	57.749	+0.571	23.046	17.071	17.632
6	11:49:20.477	57.245	+0.067	22.949	17.046	17.250
7	11:50:17.655	<b>57.178</b>		22.919	<b>16.985</b>	17.274
8	11:51:15.570	57.915	+0.737	<b>22.909</b>	17.392	17.614
9	11:52:14.304	58.734	+1.556	24.331	17.073	17.330

Lap	Time of Day	Lap Tm	Diff	S1 Tm	S2 Tm	S3 Tm
<b>(38) Dennis TIJJS</b>						
1	11:44:20.439	1:05.715	+8.130	30.551	17.525	17.639
2	11:45:18.879	58.440	+0.855	23.487	17.296	17.657
3	11:46:18.216	59.337	+1.752	23.999	17.787	17.551
4	11:47:16.402	58.186	+0.601	23.550	17.207	17.429
5	11:48:14.167	57.765	+0.180	23.162	17.214	17.389
6	11:49:11.752	<b>57.585</b>		23.120	17.101	17.364
7	11:50:09.552	57.800	+0.215	23.338	17.146	<b>17.316</b>
8	11:51:07.595	58.043	+0.458	<b>23.046</b>	17.627	17.370
9	11:52:05.498	57.903	+0.318	23.204	17.193	17.506

Lap	Time of Day	Lap Tm	Diff	S1 Tm	S2 Tm	S3 Tm
<b>(32) Rinus van KALMTHOUT</b>						
1	11:44:33.621	1:19.021	+22.104	44.285	17.336	17.400
2	11:45:31.251	57.630	+0.713	23.132	17.138	17.360
3	11:46:28.979	57.728	+0.811	22.989	17.370	17.369
4	11:47:26.616	57.637	+0.720	23.380	17.009	17.248
5	11:48:23.769	57.153	+0.236	22.931	17.026	17.196
6	11:49:20.842	57.073	+0.156	22.891	17.001	17.181
7	11:50:17.759	<b>56.917</b>		<b>22.802</b>	<b>16.962</b>	<b>17.153</b>
8	11:51:15.633	57.874	+0.957	22.985	17.273	17.616
9	11:52:14.471	58.838	+1.921	23.902	17.054	17.882

Lap	Time of Day	Lap Tm	Diff	S1 Tm	S2 Tm	S3 Tm
<b>(5) Max AITKEN</b>						
1	11:44:20.085	1:04.850	+7.133	29.072	18.005	17.773
2	11:45:19.360	59.275	+1.558	23.983	17.412	17.880
3	11:46:21.675	1:02.315	+4.598	23.757	20.113	18.445
4	11:47:20.836	59.161	+1.444	23.972	17.556	17.633
5	11:48:19.086	58.250	+0.533	23.421	17.282	17.547
6	11:49:17.261	58.175	+0.458	23.384	17.254	17.537
7	11:50:14.978	<b>57.717</b>		<b>23.160</b>	<b>17.130</b>	<b>17.427</b>
8	11:51:13.197	58.219	+0.502	23.509	17.189	17.521
9	11:52:12.787	59.590	+1.873	23.822	17.803	17.965

Lap	Time of Day	Lap Tm	Diff	S1 Tm	S2 Tm	S3 Tm
<b>(55) Thomas ISSA</b>						
1	11:44:36.517	1:21.719	+24.776	46.640	17.534	17.545
2	11:45:34.779	58.262	+1.319	23.576	17.281	17.405
3	11:46:32.453	57.674	+0.731	23.169	17.177	17.328
4	11:47:29.975	57.522	+0.579	23.166	17.064	17.292
5	11:48:27.222	57.247	+0.304	22.986	17.058	17.203
6	11:49:24.362	57.140	+0.197	22.887	17.080	17.173
7	11:50:21.305	<b>56.943</b>		<b>22.837</b>	<b>17.008</b>	<b>17.098</b>
8	11:51:18.628	57.323	+0.380	23.148	17.021	17.154
9	11:52:15.881	57.253	+0.310	22.911	17.108	17.234

Timekeeping Ingrid and Meik Wagner:

Clerk of the course Nigel Edwards:

[www.mylaps.com](http://www.mylaps.com)

Steward (Chairman) Horst Seidel:

Chief Scrutineer Paul Klaassen:

Licensed to: Motorsport Events



# Rotax Euro Challenge 2013 Genk / Belgium

Rotax Juniors

Genk / Belgium 1,360 Km

Pre-Final

2013-03-31 11:40

Race (9 Laps) started at 11:43:14

Lap	Time of Day	Lap Tm	Diff	S1 Tm	S2 Tm	S3 Tm	Lap	Time of Day	Lap Tm	Diff	S1 Tm	S2 Tm	S3 Tm
<b>(30) Sena SAKAGUCHI</b>							<b>(31) Juri VIPS</b>						
1	11:44:31.082	1:16.619	+19.057	41.178	17.631	17.810	1	11:44:20.240	1:04.553	+7.486	29.293	17.507	17.753
2	11:45:29.832	58.750	+1.188	23.763	17.541	17.446	2	11:45:18.756	58.516	+1.449	23.484	17.308	17.724
3	11:46:29.372	59.540	+1.978	24.085	17.806	17.649	3	11:46:50.945	1:32.189	+35.122	23.451	17.228	51.510
4	11:47:27.399	58.027	+0.465	23.432	17.167	17.428	4	11:47:49.202	58.257	+1.190	23.542	17.267	17.448
5	11:48:25.160	57.761	+0.199	23.247	17.088	17.426	5	11:48:46.555	57.353	+0.286	23.015	17.112	17.226
6	11:49:22.722	<b>57.562</b>		<b>23.157</b>	<b>17.058</b>	<b>17.347</b>	6	11:49:44.041	57.486	+0.419	23.160	17.071	17.255
7	11:50:20.536	57.814	+0.252	23.289	17.123	17.402	7	11:50:41.143	57.102	+0.035	22.948	17.006	<b>17.148</b>
8	11:51:18.202	57.666	+0.104	23.202	17.086	17.378	8	11:51:38.210	<b>57.067</b>		<b>22.820</b>	<b>16.971</b>	17.276
9	11:52:16.359	58.157	+0.595	23.169	17.568	17.420	9	11:52:35.425	57.215	+0.148	22.939	17.066	17.210

<b>(12) Thomas PREINING</b>							<b>(16) Tomas SALVA</b>						
1	11:44:32.283	1:17.253	+20.244	41.283	18.516	17.454	1	11:44:21.536	1:05.288	+7.290	29.712	18.029	17.547
2	11:45:30.203	57.920	+0.911	23.087	17.461	17.372	2	11:45:19.534	<b>57.998</b>		<b>23.491</b>	<b>17.178</b>	<b>17.329</b>
3	11:46:28.908	58.705	+1.696	23.272	17.678	17.755							
4	11:47:33.102	1:04.194	+7.185	29.422	17.392	17.380							
5	11:48:30.511	57.409	+0.400	23.009	17.115	17.285							
6	11:49:27.686	57.175	+0.166	22.880	17.091	17.204							
7	11:50:24.818	57.132	+0.123	22.838	<b>17.010</b>	17.284							
8	11:51:21.827	<b>57.009</b>		<b>22.817</b>	17.011	<b>17.181</b>							
9	11:52:19.421	57.594	+0.585	23.295	17.025	17.274							

<b>(66) Nick DUNCKER</b>						
1	11:44:22.639	1:08.062	+8.969	31.093	18.774	18.195
2	11:45:24.397	1:01.758	+2.665	24.554	19.030	18.174
3	11:46:24.189	59.792	+0.699	24.099	17.912	17.781
4	11:47:24.156	59.967	+0.874	24.062	18.082	17.823
5	11:48:23.427	59.271	+0.178	23.730	<b>17.507</b>	18.034
6	11:49:22.520	<b>59.093</b>		23.892	17.695	<b>17.506</b>
7	11:50:22.505	59.985	+0.892	23.611	18.679	17.695
8	11:51:21.619	59.114	+0.021	<b>23.458</b>	18.090	17.566
9	11:52:21.444	59.825	+0.732	23.786	18.400	17.639

<b>(46) Mathias S KRISTENSEN</b>						
1	11:44:31.742	1:17.244	+19.932	41.101	18.726	17.417
2	11:45:30.435	58.693	+1.381	23.563	17.819	17.311
3	11:46:28.741	58.306	+0.994	23.127	17.686	17.493
4	11:47:35.550	1:06.809	+9.497	31.918	17.472	17.419
5	11:48:33.495	57.945	+0.633	23.069	17.284	17.592
6	11:49:31.099	57.604	+0.292	23.047	17.183	17.374
7	11:50:28.411	<b>57.312</b>		<b>22.927</b>	17.101	<b>17.284</b>
8	11:51:25.820	57.409	+0.097	23.056	<b>17.045</b>	17.308
9	11:52:23.286	57.466	+0.154	23.047	17.108	17.311

<b>(71) Edward TANSLEY</b>						
1	11:44:39.230	1:23.414	+25.625	46.847	18.448	18.119
2	11:45:38.207	58.977	+1.188	23.842	17.568	17.567
3	11:46:36.737	58.530	+0.741	23.392	17.523	17.615
4	11:47:35.049	58.312	+0.523	23.446	17.336	17.530
5	11:48:33.659	58.610	+0.821	23.299	17.337	17.974
6	11:49:38.469	1:04.810	+7.021	23.349	23.862	17.599
7	11:50:36.739	58.270	+0.481	23.400	17.419	17.451
8	11:51:34.528	<b>57.789</b>		<b>23.219</b>	17.203	<b>17.367</b>
9	11:52:32.967	58.439	+0.650	23.863	<b>17.199</b>	17.377

<b>(44) Jack McCARTHY</b>						
1	11:44:39.467	1:24.625	+25.968	48.698	17.749	18.178
2	11:45:39.347	59.880	+1.223	23.855	18.270	17.755
3	11:46:39.039	59.692	+1.035	24.245	17.665	17.782
4	11:47:37.951	58.912	+0.255	23.635	17.611	17.666
5	11:48:37.092	59.141	+0.484	23.828	17.601	17.712
6	11:49:36.895	59.803	+1.146	24.231	17.839	17.733
7	11:50:35.690	58.795	+0.138	23.624	17.514	17.657
8	11:51:34.347	<b>58.657</b>		<b>23.476</b>	17.564	17.617
9	11:52:34.982	1:00.635	+1.978	25.539	<b>17.511</b>	<b>17.585</b>

Rotax Euro Challenge 2013  
 Class: Rotax Max Juniors  
 Date/Time: 2013-03-31 14:00

Track: Genk / Belgium  
 Heat: Final  
 Laps: 12

Edition 1

Mitchell CHEAH MIN JIE	<b>58</b>	Laps 0 Tm. 1.037	17	
	33			
Tomas SALVA	<b>16</b>	Laps 2 Tm. 2:05.338	16	Nathan HEDOUIN
	31			<b>65</b>
				32
Jack McCARTHY	<b>44</b>	Laps 9 Tm. 9:20.786	15	Juri VIPS
	29			<b>31</b>
				30
Mathias S KRISTENSEN	<b>46</b>	Laps 9 Tm. 9:09.090	14	Edward TANSLEY
	27			<b>71</b>
				28
Thomas PREINING	<b>12</b>	Laps 9 Tm. 9:05.225	13	Nick DUNCKER
	25			<b>66</b>
				26
Thomas ISSA	<b>55</b>	Laps 9 Tm. 9:01.685	12	Sena SAKAGUCHI
	23			<b>30</b>
				24
Ralf ARON	<b>14</b>	Laps 9 Tm. 9:00.108	11	Rinus van KALMTHOU
	21			<b>32</b>
				22
Damien WISNICKI	<b>41</b>	Laps 9 Tm. 8:58.685	10	Eline CHEHIN
	19			<b>36</b>
				20
Max AITKEN	<b>5</b>	Laps 9 Tm. 8:58.591	9	Josh PRICE
	17			<b>27</b>
				18
Mark MOOR	<b>25</b>	Laps 9 Tm. 8:50.286	8	Dennis TIJJS
	15			<b>38</b>
				16
Max TIMMERMANS	<b>77</b>	Laps 9 Tm. 8:48.734	7	Lorenzo van RIET
	13			<b>49</b>
				14
Darren KEANE	<b>45</b>	Laps 9 Tm. 8:43.778	6	Deniz BECKERS
	11			<b>47</b>
				12
Berkay BESLER	<b>33</b>	Laps 9 Tm. 8:42.841	5	Marvin PIONKE
	9			<b>70</b>
				10
Shanaka CLAY	<b>79</b>	Laps 9 Tm. 8:42.273	4	Philip HAMPRECHT
	7			<b>39</b>
				8
Jack BARTHOLOMEV	<b>40</b>	Laps 9 Tm. 8:41.857	3	Jai NIJJAR
	5			<b>17</b>
				6
Guan Yu ZHOU	<b>8</b>	Laps 9 Tm. 8:40.910	2	David WOODER
	3			<b>34</b>
				4
Lando NORRIS	<b>52</b>	Laps 9 Tm. 8:40.447	1	Connor HALL
	1			<b>22</b>
				2

Pole Position

Clerk of the course Nigel Edwards:  
 Stewards (Chairman) Horst Seidel:

Scrutineer Paul Klaassen:  
 Timekeeping Ingrid/Meik Wagner:



# Rotax Euro Challenge 2013 Genk / Belgium

Rotax Juniors

Genk / Belgium 1,360 Km

Final **-NEW-**

2013-03-31 14:00

Race (12 Laps) started at 14:03:34

Pos	No.	Name	Nat.	Chassis	Race Team	Laps	Total Tm	Diff	Best Tm	In Lap	km/h	Points
1	52	Lando NORRIS	GBR	Tonykart	RL Racing Dept UK	12	11:24.576		56.661	7	86,409	55
2	22	Connor HALL	GBR	Tonykart	Strawberry Racing	12	11:25.305	0.729	56.419	11	86,779	52
3	79	Shanaka CLAY	SRI	Tonykart		12	11:25.964	1.388	56.507	12	86,644	50
4	40	Jack BARTHOLOMEW	GBR	Tonykart	Coles Racing	12	11:28.998	4.422	56.585	10	86,525	49
5	39	Philip HAMPRECHT	DEU	Kosmic	Paul Carr Racing	12	11:29.060	4.484	56.721	9	86,317	48
6	17	Jai NIJJAR	GBR	Tonykart	Chris Rogers M/Sport	12	11:29.299	4.723	56.711	7	86,332	47
7	34	David WOODER	GBR	Alonso	Dan Holland Racing	12	11:29.440	4.864	56.571	7	86,546	46
8	38	Dennis TIJJS	NLD	FA Kart	Team TKP	12	11:31.169	6.593	56.700	9	86,349	45
9	47	Deniz BECKERS	NLD	Topkart	Slangen Karting	12	11:32.452	7.876	56.776	12	86,234	44
10	12	Thomas PREINING	AUT	Formula K	Protrain Racing	12	11:32.754	8.178	56.578	12	86,535	43
11	66	Nick DUNCKER	NLD	Alonso	Dream Team Racing	12	11:33.028	8.452	56.671	8	86,393	42
12	45	Darren KEANE	USA	Tonykart	Strawberry Racing	12	11:33.657	9.081	56.703	12	86,345	41
13	14	Ralf ARON	EST	Tonykart	Aix Racing Team	12	11:33.908	9.332	56.575	11	86,540	40
14	46	Mathias S KRISTENSEN	DNK	Tonykart	RS Competition	12	11:35.077	10.501	56.588	11	86,520	39
15	27	Josh PRICE	GBR	Tonykart	Chris Rogers M/Sport	12	11:35.149	10.573	56.408	11	86,796	38
16	33	Berkay BESLER	TUR	Tonykart	DNR Racing/Bouvin	12	11:36.096	11.520	56.726	11	86,310	37
17	65	Nathan HEDOUIN	FRA	Art GP	Art Grand Prix France	12	11:37.177	12.601	56.848	8	86,124	36
18	71	Edward TANSLEY	GBR	Tonykart	TBD	12	11:37.696	13.120	56.886	11	86,067	35
19	58	Mitchell CHEAH MIN JIE	MYS	Maddox	Maddox Racing Team	12	11:38.894	14.318	56.877	8	86,080	34
20	70	Marvin PIONKE	DEU	Kosmic	RS Competition	12	11:39.100	14.524	56.809	8	86,184	33
21	36	Eline CHEHIN	NLD	FA Kart	Team TKP	12	11:39.372	14.796	56.928	8	86,003	32
22	77	Max TIMMERMANS	BEL	Maranello	EGP	12	11:40.507	15.931	57.000	10	85,895	31
23	32	Rinus van KALMTHOUT	NLD	FA Kart	Team TKP	12	11:41.400	16.824	56.644	8	86,435	30
24	41	Damien WISNICKI	POL	OK1	OK1 Racing Team	12	11:42.850	18.274	57.286	6	85,466	29
25	49	Lorenzo van RIET	NLD	Tonykart	Torenvliet M/S	12	11:43.083	18.507	57.237	12	85,539	28
26	5	Max AITKEN	GBR	Tonykart	Strawberry Racing	12	11:44.677	20.101	56.499	11	86,656	27
27	16	Tomas SALVA	CZE	MS Kart	MS Kart Racing Team	12	11:46.581	22.005	57.312	12	85,427	26
28	55	Thomas ISSA	JAM	Tonykart	Strawberry Racing	12	11:49.861	25.285	56.807	11	86,187	25
29	31	Juri VIPS	EST	Tonykart	Strawberry Racing	12	11:54.373	29.797	57.830	5	84,662	24
30	25	Mark MOOR	EST	Tonykart	Aix Racing Team	11	11:52.024	1 Lap	57.504	8	85,142	23
31	8	Guan Yu ZHOU	GBR	Tonykart	Strawberry Racing		0.083	12 Laps		0	-	22
32	30	Sena SAKAGUCHI	JPN	Intrepid	Intrepid Driver Program		1.432	12 Laps		0	-	21
33	44	Jack McCARTHY	GBR	Tonykart	RL Racing Dept UK		1.838	12 Laps		0	-	20

Not classified

DQ	78	Lars LAMBORELLE	NLD	Gillard	DFK			DQ		0	-	0
----	----	-----------------	-----	---------	-----	--	--	----	--	---	---	---

## Announcements

These results are provisional until the conclusion of any judicial and technical matters

Started: 33 Classified: 33 Not classified: 1

No. 5 + 55 time penalty 10 sec. / reason unfair driving

Margin of Victory	Ø km/h	Best Lap Tm	km/h	Best Lap by
0.729	85,822	56.408	86,796	27 - Josh PRICE

Official Timing [www.camp-company.de](http://www.camp-company.de) / [www.motorsport-events.se](http://www.motorsport-events.se)

Orbits

Timekeeping Ingrid and Meik Wagner:

Clerk of the course Nigel Edwards:

[www.mylaps.com](http://www.mylaps.com)

Steward (Chairman) Horst Seidel:

Chief Scrutineer Paul Klaassen:

Licensed to: Motorsport Events

Printed: 2013-03-31 16:31:19

posted at:

h



# Rotax Euro Challenge 2013 Genk / Belgium

Rotax Juniors

Genk / Belgium 1,360 Km

Final

2013-03-31 14:00

Race (12 Laps) started at 14:03:34

Lap	Time of Day	Lap Tm	Diff	S1 Tm	S2 Tm	S3 Tm	Lap	Time of Day	Lap Tm	Diff	S1 Tm	S2 Tm	S3 Tm
<b>(52) Lando NORRIS</b>													
1	14:04:33.209	58.706	+2.045	24.208	17.106	17.392	9	14:12:12.257	<b>56.721</b>		<b>22.672</b>	16.960	17.089
2	14:05:30.666	57.457	+0.796	23.216	16.974	17.267	10	14:13:09.050	56.793	+0.072	22.774	16.946	17.073
3	14:06:27.729	57.063	+0.402	22.988	16.879	17.196	11	14:14:05.793	56.743	+0.022	22.755	16.912	17.076
4	14:07:24.796	57.067	+0.406	22.977	16.878	17.212	12	14:15:03.563	57.770	+1.049	22.769	17.084	17.917
5	14:08:21.813	57.017	+0.356	22.958	16.879	17.180	<b>(17) Jai NIJJAR</b>						
6	14:09:18.605	56.792	+0.131	22.849	16.807	17.136	1	14:04:34.753	59.870	+3.159	24.950	17.570	17.350
7	14:10:15.266	<b>56.661</b>		22.774	16.789	17.098	2	14:05:32.118	57.365	+0.654	23.084	17.047	17.234
8	14:11:12.073	56.807	+0.146	22.856	16.788	17.163	3	14:06:29.328	57.210	+0.499	23.018	16.934	17.258
9	14:12:08.794	56.721	+0.060	22.806	16.789	17.126	4	14:07:26.521	57.193	+0.482	22.968	16.975	17.250
10	14:13:05.590	56.796	+0.135	22.828	16.843	17.125	5	14:08:23.960	57.439	+0.728	23.264	17.013	17.162
11	14:14:02.255	56.665	+0.004	22.823	<b>16.755</b>	<b>17.087</b>	6	14:09:21.145	57.185	+0.474	23.119	16.952	17.114
12	14:14:59.079	56.824	+0.163	<b>22.769</b>	16.813	17.242	7	14:10:17.856	<b>56.711</b>		22.773	16.874	<b>17.064</b>
<b>(22) Connor HALL</b>													
1	14:04:35.703	1:00.940	+4.521	25.407	17.804	17.729	8	14:11:14.640	56.784	+0.073	22.806	16.911	17.067
2	14:05:33.680	57.977	+1.558	23.612	17.111	17.254	9	14:12:11.429	56.789	+0.078	22.775	16.902	17.112
3	14:06:30.747	57.067	+0.648	22.894	17.001	17.172	10	14:13:08.196	56.767	+0.056	22.813	16.864	17.090
4	14:07:27.646	56.899	+0.480	22.790	16.974	17.135	11	14:14:04.923	56.727	+0.016	<b>22.761</b>	<b>16.812</b>	17.154
5	14:08:24.261	56.615	+0.196	22.780	16.826	17.009	12	14:15:03.802	58.879	+2.168	23.592	17.388	17.899
6	14:09:20.845	56.584	+0.165	22.694	16.874	17.016	<b>(34) David WOODER</b>						
7	14:10:17.476	56.631	+0.212	22.593	16.967	17.071	1	14:04:36.857	1:02.023	+5.452	26.562	18.078	17.383
8	14:11:13.940	56.464	+0.045	22.602	<b>16.809</b>	17.053	2	14:05:35.081	58.224	+1.653	23.103	17.854	17.267
9	14:12:10.446	56.506	+0.087	22.639	16.838	17.029	3	14:06:32.988	57.907	+1.336	23.149	17.297	17.461
10	14:13:06.922	56.476	+0.057	22.601	16.845	17.030	4	14:07:30.113	57.125	+0.554	23.038	16.973	17.114
11	14:14:03.341	<b>56.419</b>		<b>22.590</b>	16.831	<b>16.998</b>	5	14:08:27.430	57.317	+0.746	23.234	16.956	17.127
12	14:14:59.808	56.467	+0.048	22.596	16.838	17.033	6	14:09:24.228	56.798	+0.227	22.813	16.889	17.096
<b>(79) Shanaka CLAY</b>													
1	14:04:34.947	1:00.202	+3.695	25.029	17.836	17.337	7	14:10:20.799	<b>56.571</b>		22.674	<b>16.804</b>	17.093
2	14:05:32.326	57.379	+0.872	23.145	17.020	17.214	8	14:11:17.469	56.670	+0.099	22.755	16.809	17.106
3	14:06:29.692	57.366	+0.859	22.973	17.174	17.219	9	14:12:14.084	56.615	+0.044	22.732	16.809	<b>17.074</b>
4	14:07:26.667	56.975	+0.468	22.926	16.931	17.118	10	14:13:10.664	56.580	+0.009	22.660	16.818	17.102
5	14:08:23.659	56.992	+0.485	22.973	16.906	17.113	11	14:14:07.346	56.682	+0.111	22.751	16.806	17.125
6	14:09:20.509	56.850	+0.343	22.857	16.865	17.128	12	14:15:03.943	56.597	+0.026	<b>22.571</b>	16.876	17.150
7	14:10:17.289	56.780	+0.273	22.811	16.855	17.114	<b>(38) Dennis TIJJS</b>						
8	14:11:14.243	56.954	+0.447	23.061	16.848	<b>17.045</b>	1	14:04:36.699	1:01.315	+4.615	25.856	18.020	17.439
9	14:12:10.807	56.564	+0.057	22.688	16.824	17.052	2	14:05:34.998	58.299	+1.599	23.147	17.761	17.391
10	14:13:07.359	56.552	+0.045	22.704	<b>16.784</b>	17.064	3	14:06:32.853	57.855	+1.155	23.082	17.350	17.423
11	14:14:03.960	56.601	+0.094	22.758	16.789	17.054	4	14:07:30.025	57.172	+0.472	22.964	16.983	17.225
12	14:15:00.467	<b>56.507</b>		<b>22.649</b>	16.797	17.061	5	14:08:27.674	57.649	+0.949	23.387	17.102	17.160
<b>(40) Jack BARTHOLOMEW</b>													
1	14:04:34.287	59.620	+3.035	24.736	17.377	17.507	6	14:09:24.626	56.952	+0.252	22.795	16.991	17.166
2	14:05:31.919	57.632	+1.047	23.256	17.104	17.272	7	14:10:21.492	56.866	+0.166	22.820	16.918	<b>17.128</b>
3	14:06:30.106	58.187	+1.602	23.291	17.600	17.296	8	14:11:18.311	56.819	+0.119	22.804	<b>16.870</b>	17.145
4	14:07:27.501	57.395	+0.810	23.138	17.067	17.190	9	14:12:15.011	<b>56.700</b>		22.690	16.874	17.136
5	14:08:24.793	57.292	+0.707	23.166	17.014	17.112	10	14:13:11.884	56.873	+0.173	22.779	16.888	17.206
6	14:09:21.672	56.879	+0.294	22.788	16.951	17.140	11	14:14:08.755	56.871	+0.171	22.820	16.912	17.139
7	14:10:18.439	56.767	+0.182	22.734	16.917	17.116	12	14:15:05.672	56.917	+0.217	22.800	16.917	17.200
8	14:11:15.256	56.817	+0.232	22.784	16.949	17.084	<b>(47) Deniz BECKERS</b>						
9	14:12:11.958	56.702	+0.117	22.799	16.862	<b>17.041</b>	1	14:04:37.462	1:02.300	+5.524	26.020	18.848	17.432
10	14:13:08.543	<b>56.585</b>		22.713	<b>16.794</b>	17.078	2	14:05:36.380	58.918	+2.142	23.156	17.848	17.914
11	14:14:05.199	56.656	+0.071	<b>22.691</b>	16.858	17.107	3	14:06:33.752	57.372	+0.596	23.187	17.024	17.161
12	14:15:03.501	58.302	+1.717	23.301	17.030	17.971	4	14:07:31.589	57.837	+1.061	23.015	17.078	17.744
<b>(39) Philip HAMPRECHT</b>													
1	14:04:35.928	1:00.947	+4.226	25.708	17.740	17.499	5	14:08:28.708	57.119	+0.343	23.078	16.917	17.124
2	14:05:33.916	57.988	+1.267	23.533	17.204	17.251	6	14:09:25.514	56.806	+0.030	22.864	16.850	<b>17.092</b>
3	14:06:31.261	57.345	+0.624	23.143	17.016	17.186	7	14:10:22.502	56.988	+0.212	22.965	16.929	17.094
4	14:07:28.221	56.960	+0.239	22.907	16.924	17.129	8	14:11:19.575	57.073	+0.297	23.029	16.899	17.145
5	14:08:25.138	56.917	+0.196	22.802	16.938	17.177	9	14:12:16.456	56.881	+0.105	22.907	16.857	17.117
6	14:09:21.895	56.757	+0.036	22.758	16.887	17.112	10	14:13:13.382	56.926	+0.150	22.890	16.911	17.125
7	14:10:18.734	56.839	+0.118	22.889	<b>16.865</b>	17.085	11	14:14:10.179	56.797	+0.021	22.851	<b>16.838</b>	17.108
8	14:11:15.536	56.802	+0.081	22.799	16.936	<b>17.067</b>	12	14:15:06.955	<b>56.776</b>		<b>22.813</b>	16.854	17.109
<b>(12) Thomas PREINING</b>													
1	14:04:38.327	1:02.285	+5.707	26.412	18.328	17.545	1	14:04:38.327	1:02.285	+5.707	26.412	18.328	17.545
2	14:05:36.817	58.490	+1.912	23.212	17.283	17.995	2	14:05:36.817	58.490	+1.912	23.212	17.283	17.995
3	14:06:34.170	57.353	+0.775	23.047	17.037	17.269	3	14:06:34.170	57.353	+0.775	23.047	17.037	17.269
4	14:07:31.769	57.599	+1.021	22.910	16.997	17.692	4	14:07:31.769	57.599	+1.021	22.910	16.997	17.692



# Rotax Euro Challenge 2013 Genk / Belgium

Rotax Juniors

Genk / Belgium 1,360 Km

Final

2013-03-31 14:00

Race (12 Laps) started at 14:03:34

Lap	Time of Day	Lap Tm	Diff	S1 Tm	S2 Tm	S3 Tm
5	14:08:30.142	58.373	+1.795	23.456	17.689	17.228
6	14:09:27.025	56.883	+0.305	22.892	16.916	17.075
7	14:10:23.816	56.791	+0.213	22.746	16.962	17.083
8	14:11:20.471	56.655	+0.077	22.807	16.832	17.016
9	14:12:17.167	56.696	+0.118	<b>22.641</b>	16.903	17.152
10	14:13:13.887	56.720	+0.142	22.805	16.858	17.057
11	14:14:10.679	56.792	+0.214	22.886	16.895	<b>17.011</b>
12	14:15:07.257	<b>56.578</b>		22.735	<b>16.813</b>	17.030

Lap	Time of Day	Lap Tm	Diff	S1 Tm	S2 Tm	S3 Tm
1	14:04:37.923	1:01.674	+5.086	26.104	18.103	17.467
2	14:05:37.649	59.726	+3.138	23.088	17.510	19.128
3	14:06:36.372	58.723	+2.135	24.202	17.285	17.236
4	14:07:33.621	57.249	+0.661	22.867	17.174	17.208
5	14:08:30.819	57.198	+0.610	23.056	17.019	17.123
6	14:09:27.598	56.779	+0.191	22.789	16.900	17.090
7	14:10:24.361	56.763	+0.175	<b>22.695</b>	16.936	17.132
8	14:11:21.501	57.140	+0.552	<b>22.791</b>	17.214	17.135
9	14:12:19.195	57.694	+1.106	23.034	17.412	17.248
10	14:13:15.899	56.704	+0.116	22.827	16.828	<b>17.049</b>
11	14:14:12.487	<b>56.588</b>		22.712	<b>16.807</b>	17.069
12	14:15:09.580	57.093	+0.505	23.045	16.861	17.187

(66) Nick DUNCKER

1	14:04:38.460	1:02.467	+5.796	27.036	17.982	17.449
2	14:05:37.740	59.280	+2.609	23.317	17.145	18.818
3	14:06:35.188	57.448	+0.777	23.168	17.070	17.210
4	14:07:32.297	57.109	+0.438	23.021	16.914	17.174
5	14:08:29.776	57.479	+0.808	22.921	17.356	17.202
6	14:09:26.677	56.901	+0.230	22.872	16.912	17.117
7	14:10:23.519	56.842	+0.171	<b>22.694</b>	17.024	17.124
8	14:11:20.190	<b>56.671</b>		22.701	16.905	17.065
9	14:12:17.232	57.042	+0.371	22.763	16.936	17.343
10	14:13:14.117	56.885	+0.214	23.021	<b>16.836</b>	17.028
11	14:14:10.860	56.743	+0.072	22.753	16.980	<b>17.010</b>
12	14:15:07.531	<b>56.671</b>		22.697	16.895	17.079

(27) Josh PRICE

1	14:04:40.494	1:04.867	+8.459	30.021	17.351	17.495
2	14:05:38.204	57.710	+1.302	23.200	17.071	17.439
3	14:06:38.197	59.993	+3.585	25.511	17.199	17.283
4	14:07:35.568	57.371	+0.963	22.995	17.113	17.263
5	14:08:32.597	57.029	+0.621	22.922	16.896	17.211
6	14:09:29.357	56.760	+0.352	22.844	16.811	17.105
7	14:10:25.999	56.642	+0.234	22.772	16.847	17.023
8	14:11:22.596	56.597	+0.189	22.695	16.857	17.045
9	14:12:20.071	57.475	+1.067	22.705	16.994	17.776
10	14:13:16.608	56.537	+0.129	22.735	16.776	17.026
11	14:14:13.016	<b>56.408</b>		22.713	<b>16.729</b>	<b>16.966</b>
12	14:15:09.652	56.636	+0.228	<b>22.665</b>	16.891	17.080

(45) Darren KEANE

1	14:04:35.829	1:00.925	+4.222	25.568	17.774	17.583
2	14:05:35.841	1:00.012	+3.309	23.890	18.673	17.449
3	14:06:33.394	57.553	+0.850	23.160	17.084	17.309
4	14:07:31.180	57.786	+1.083	23.082	17.068	17.636
5	14:08:28.296	57.116	+0.413	22.952	16.939	17.225
6	14:09:25.339	57.043	+0.340	22.887	16.876	17.280
7	14:10:22.394	57.055	+0.352	22.918	16.939	17.198
8	14:11:19.888	57.494	+0.791	23.355	16.931	17.208
9	14:12:16.732	56.844	+0.141	22.902	16.849	<b>17.093</b>
10	14:13:13.601	56.869	+0.166	<b>22.783</b>	16.988	17.098
11	14:14:11.457	57.856	+1.153	23.757	16.980	17.119
12	14:15:08.160	<b>56.703</b>		22.787	<b>16.790</b>	17.126

(33) Berkay BESLER

1	14:04:35.607	1:00.781	+4.055	25.235	17.830	17.716
2	14:05:35.343	59.736	+3.010	24.139	17.692	17.905
3	14:06:33.209	57.866	+1.140	23.252	17.130	17.484
4	14:07:31.398	58.189	+1.463	23.121	17.284	17.784
5	14:08:29.270	57.872	+1.146	23.337	17.335	17.200
6	14:09:26.349	57.079	+0.353	22.879	16.999	17.201
7	14:10:23.364	57.015	+0.289	22.892	17.016	17.107
8	14:11:21.181	57.817	+1.091	23.449	17.238	17.130
9	14:12:20.008	58.827	+2.101	23.580	17.435	17.812
10	14:13:17.110	57.102	+0.376	23.105	16.904	17.093
11	14:14:13.836	<b>56.726</b>		22.812	<b>16.891</b>	<b>17.023</b>
12	14:15:10.599	56.763	+0.037	<b>22.789</b>	16.898	17.076

(14) Ralf ARON

1	14:04:39.853	1:04.286	+7.711	28.731	18.014	17.541
2	14:05:37.897	58.044	+1.469	23.172	16.978	17.894
3	14:06:36.109	58.212	+1.637	23.908	17.051	17.253
4	14:07:33.193	57.084	+0.509	22.838	17.063	17.183
5	14:08:30.287	57.094	+0.519	22.967	17.021	17.106
6	14:09:27.227	56.940	+0.365	22.893	16.954	17.093
7	14:10:24.124	56.897	+0.322	22.792	17.011	17.094
8	14:11:21.336	57.212	+0.637	22.769	17.353	17.090
9	14:12:18.377	57.041	+0.466	22.929	16.912	17.200
10	14:13:15.250	56.873	+0.298	22.821	16.957	17.095
11	14:14:11.825	<b>56.575</b>		22.732	<b>16.816</b>	<b>17.027</b>
12	14:15:08.411	56.586	+0.011	<b>22.676</b>	16.854	17.056

(65) Nathan HEDOUIN

1	14:04:39.263	1:02.440	+5.592	26.644	18.308	17.488
2	14:05:37.826	58.563	+1.715	23.321	17.102	18.140
3	14:06:35.879	58.053	+1.205	23.675	17.141	17.237
4	14:07:33.424	57.545	+0.697	23.025	17.339	17.181
5	14:08:31.031	57.607	+0.759	23.333	17.164	17.110
6	14:09:27.982	56.951	+0.103	22.951	16.902	17.098
7	14:10:24.877	56.895	+0.047	22.815	16.881	17.199
8	14:11:21.725	<b>56.848</b>		<b>22.799</b>	16.920	17.129
9	14:12:20.455	58.730	+1.882	22.957	17.189	18.584
10	14:13:17.921	57.466	+0.618	23.217	17.027	17.222
11	14:14:14.821	56.900	+0.052	22.852	<b>16.841</b>	17.207
12	14:15:11.680	56.859	+0.011	22.884	16.892	<b>17.083</b>

(5) Max AITKEN

1	14:04:41.348	1:05.943	+9.444	31.065	17.508	17.370
2	14:05:38.786	57.438	+0.939	23.029	17.016	17.393
3	14:06:37.788	59.002	+2.503	24.636	17.055	17.311
4	14:07:35.152	57.364	+0.865	22.992	17.144	17.228
5	14:08:32.301	57.149	+0.650	22.966	17.025	17.158
6	14:09:28.975	56.674	+0.175	22.756	16.868	17.050
7	14:10:25.617	56.642	+0.143	22.699	16.867	17.076
8	14:11:22.299	56.682	+0.183	22.761	16.878	17.043
9	14:12:19.444	57.145	+0.646	22.686	17.036	17.423
10	14:13:16.114	56.670	+0.171	22.776	16.838	17.056
11	14:14:12.613	<b>56.499</b>		<b>22.649</b>	16.900	<b>16.950</b>
12	14:15:09.180	56.567	+0.068	<b>22.729</b>	<b>16.745</b>	17.093

(71) Edward TANSLEY

1	14:04:38.700	1:02.560	+5.674	26.662	18.346	17.552
2	14:05:38.125	59.425	+2.539	23.260	17.258	18.907
3	14:06:37.025	58.900	+2.014	24.369	17.257	17.274
4	14:07:34.907	57.882	+0.996	23.031	17.546	17.305
5	14:08:32.674	57.767	+0.881	22.968	17.339	17.460
6	14:09:29.928	57.254	+0.368	23.016	17.044	17.194
7	14:10:27.074	57.146	+0.260	22.891	17.054	17.201
8	14:11:24.241	57.167	+0.281	22.917	17.050	17.200
9	14:12:21.439	57.198	+0.312	22.823	17.156	17.219
10	14:13:18.349	56.910	+0.024	22.849	16.970	<b>17.091</b>

(46) Mathias S KRISTENSEN

1	14:04:41.348	1:05.943	+9.444	31.065	17.508	17.370
2	14:05:38.786	57.438	+0.939	23.029	17.016	17.393
3	14:06:37.788	59.002	+2.503	24.636	17.055	17.311
4	14:07:35.152	57.364	+0.865	22.992	17.144	17.228
5	14:08:32.301	57.149	+0.650	22.966	17.025	17.158
6	14:09:28.975	56.674	+0.175	22.756	16.868	17.050
7	14:10:25.617	56.642	+0.143	22.699	16.867	17.076
8	14:11:22.299	56.682	+0.183	22.761	16.878	17.043
9	14:12:19.444	57.145	+0.646	22.686	17.036	17.423
10	14:13:16.114	56.670	+0.171	22.776	16.838	17.056
11	14:14:12.613	<b>56.499</b>		<b>22.649</b>	16.900	<b>16.950</b>
12	14:15:09.180	56.567	+0.068	<b>22.729</b>	<b>16.745</b>	17.093

Timekeeping Ingrid and Meik Wagner:

Clerk of the course Nigel Edwards:

[www.mylaps.com](http://www.mylaps.com)

Steward (Chairman) Horst Seidel:

Chief Scrutineer Paul Klaassen:

Licensed to: Motorsport Events





# Rotax Euro Challenge 2013 Genk / Belgium

Rotax Juniors

Genk / Belgium 1,360 Km

Final

2013-03-31 14:00

Race (12 Laps) started at 14:03:34

Lap	Time of Day	Lap Tm	Diff	S1 Tm	S2 Tm	S3 Tm	Lap	Time of Day	Lap Tm	Diff	S1 Tm	S2 Tm	S3 Tm
11	14:14:15.235	<b>56.886</b>		<b>22.809</b>	<b>16.924</b>	17.153	7	14:10:28.220	57.112	+0.112	22.860	17.073	17.179
12	14:15:12.199	56.964	+0.078	22.874	16.987	17.103	8	14:11:25.295	57.075	+0.075	22.887	17.004	17.184
<b>(58) Mitchell CHEAH MIN JIE</b>							9	14:12:22.388	57.093	+0.093	22.924	17.005	17.164
1	14:04:39.046	1:02.050	+5.173	26.543	17.976	17.531	10	14:13:19.388	<b>57.000</b>		22.841	<b>16.998</b>	<b>17.161</b>
2	14:05:38.242	59.196	+2.319	23.166	17.222	18.808	11	14:14:17.012	57.624	+0.624	<b>22.789</b>	17.598	17.237
3	14:06:37.585	59.343	+2.466	24.744	17.310	17.289	12	14:15:15.010	57.998	+0.998	23.397	17.289	17.312
4	14:07:35.871	58.286	+1.409	22.986	17.855	17.445	<b>(32) Rinus van KALMTHOUT</b>						
5	14:08:33.532	57.661	+0.784	22.999	17.438	17.224	1	14:04:42.797	1:06.951	+10.307	32.143	17.399	17.409
6	14:09:30.551	57.019	+0.142	22.989	<b>16.921</b>	17.109	2	14:05:40.078	57.281	+0.637	23.080	17.028	17.173
7	14:10:27.896	57.345	+0.468	23.237	16.977	17.131	3	14:06:44.375	1:04.297	+7.653	29.947	17.070	17.280
8	14:11:24.773	<b>56.877</b>		22.828	16.933	17.116	4	14:07:41.670	57.295	+0.651	22.941	17.111	17.243
9	14:12:21.719	56.946	+0.069	<b>22.689</b>	17.035	17.222	5	14:08:38.647	56.977	+0.333	22.918	16.892	17.167
10	14:13:18.751	57.032	+0.155	22.921	16.993	17.118	6	14:09:35.551	56.904	+0.260	22.932	16.829	17.143
11	14:14:16.364	57.613	+0.736	23.133	17.378	<b>17.102</b>	7	14:10:32.312	56.761	+0.117	22.831	16.821	17.109
12	14:15:13.397	57.033	+0.156	22.986	16.941	17.106	8	14:11:28.956	<b>56.644</b>		22.782	16.855	<b>17.007</b>
<b>(70) Marvin PIONKE</b>							9	14:12:25.739	56.783	+0.139	<b>22.703</b>	16.910	17.170
1	14:04:38.085	1:03.008	+6.199	26.700	18.872	17.436	10	14:13:22.457	56.718	+0.074	22.804	16.859	17.055
2	14:05:38.366	1:00.281	+3.472	23.131	17.423	19.727	11	14:14:19.169	56.712	+0.068	22.783	<b>16.795</b>	17.134
3	14:06:39.247	1:00.881	+4.072	25.324	17.601	17.956	12	14:15:15.903	56.734	+0.090	22.791	16.843	17.100
4	14:07:37.028	57.781	+0.972	23.308	17.085	17.388	<b>(41) Damien WISNICKI</b>						
5	14:08:34.491	57.463	+0.654	23.157	17.046	17.260	1	14:04:40.029	1:04.543	+7.257	28.254	18.745	17.544
6	14:09:31.671	57.180	+0.371	22.830	17.165	17.185	2	14:05:38.037	58.008	+0.722	23.221	17.188	17.599
7	14:10:28.825	57.154	+0.345	23.031	16.929	17.194	3	14:06:38.491	1:00.454	+3.168	25.553	17.231	17.670
8	14:11:25.634	<b>56.809</b>		22.834	<b>16.874</b>	<b>17.101</b>	4	14:07:36.227	57.736	+0.450	23.331	17.111	17.294
9	14:12:22.667	57.033	+0.224	22.842	16.972	17.219	5	14:08:34.218	57.991	+0.705	23.543	17.150	17.298
10	14:13:19.560	56.893	+0.084	22.850	16.894	17.149	6	14:09:31.504	<b>57.286</b>		23.021	<b>17.014</b>	17.251
11	14:14:16.741	57.181	+0.372	<b>22.806</b>	17.210	17.165	7	14:10:29.706	58.202	+0.916	23.282	17.629	17.291
12	14:15:13.603	56.862	+0.053	22.831	16.896	17.135	8	14:11:27.133	57.427	+0.141	<b>23.010</b>	17.171	17.246
<b>(36) Eline CHEHIN</b>							9	14:12:24.566	57.433	+0.147	23.038	17.137	17.258
1	14:04:40.242	1:04.480	+7.552	29.355	17.643	17.482	10	14:13:22.114	57.548	+0.262	23.126	17.146	17.276
2	14:05:38.285	58.043	+1.115	23.553	17.252	17.238	11	14:14:19.806	57.692	+0.406	23.295	17.116	17.281
3	14:06:37.145	58.860	+1.932	24.332	17.250	17.278	12	14:15:17.353	57.547	+0.261	23.169	17.139	<b>17.239</b>
4	14:07:35.410	58.265	+1.337	23.115	17.595	17.555	<b>(49) Lorenzo van RIET</b>						
5	14:08:33.069	57.659	+0.731	23.299	17.129	17.231	1	14:04:42.751	1:07.461	+10.224	31.842	17.750	17.869
6	14:09:30.283	57.214	+0.286	22.971	17.020	17.223	2	14:05:40.890	58.139	+0.902	23.598	17.174	17.367
7	14:10:27.583	57.300	+0.372	23.151	16.994	17.155	3	14:06:40.281	59.391	+2.154	24.220	17.391	17.780
8	14:11:24.511	<b>56.928</b>		22.906	16.950	17.072	4	14:07:38.001	57.720	+0.483	23.280	17.135	17.305
9	14:12:21.554	57.043	+0.115	<b>22.809</b>	17.062	17.172	5	14:08:36.165	58.164	+0.927	23.138	17.321	17.705
10	14:13:18.491	56.937	+0.009	22.937	16.978	<b>17.022</b>	6	14:09:33.787	57.622	+0.385	23.217	17.104	17.301
11	14:14:16.228	57.737	+0.809	23.320	17.208	17.209	7	14:10:31.150	57.363	+0.126	23.102	17.012	17.249
12	14:15:13.875	57.647	+0.719	23.614	<b>16.948</b>	17.085	8	14:11:28.422	57.272	+0.035	23.002	17.006	17.264
<b>(55) Thomas ISSA</b>							9	14:12:25.817	57.395	+0.158	23.049	<b>16.938</b>	17.408
1	14:04:42.598	1:06.774	+9.967	31.628	17.584	17.562	10	14:13:23.087	57.270	+0.033	23.049	17.004	<b>17.217</b>
2	14:05:40.470	57.872	+1.065	23.357	17.237	17.278	11	14:14:20.349	57.262	+0.025	23.052	16.970	17.240
3	14:06:40.114	59.644	+2.837	23.803	17.640	18.201	12	14:15:17.586	<b>57.237</b>		<b>22.936</b>	17.057	17.244
4	14:07:37.675	57.561	+0.754	22.973	17.126	17.462	<b>(16) Tomas SALVA</b>						
5	14:08:35.098	57.423	+0.616	23.222	17.017	17.184	1	14:04:42.069	1:05.354	+8.042	29.721	18.134	17.499
6	14:09:32.100	57.002	+0.195	22.866	16.990	17.146	2	14:05:39.962	57.893	+0.581	23.372	17.180	17.341
7	14:10:29.425	57.325	+0.518	22.868	17.266	17.191	3	14:06:43.810	1:03.848	+6.536	29.269	17.118	17.461
8	14:11:26.326	56.901	+0.094	22.851	16.984	17.066	4	14:07:41.928	58.118	+0.806	23.306	17.473	17.339
9	14:12:23.301	56.975	+0.168	22.863	16.990	17.122	5	14:08:39.304	57.376	+0.064	23.029	17.065	17.282
10	14:13:20.433	57.132	+0.325	22.919	17.014	17.199	6	14:09:36.691	57.387	+0.075	23.149	<b>16.947</b>	17.291
11	14:14:17.240	<b>56.807</b>		<b>22.776</b>	<b>16.962</b>	17.069	7	14:10:34.053	57.362	+0.050	23.071	17.053	<b>17.238</b>
12	14:15:14.364	57.124	+0.317	23.092	16.979	<b>17.053</b>	8	14:11:31.507	57.454	+0.142	23.070	17.006	17.378
<b>(77) Max TIMMERMANS</b>							9	14:12:28.878	57.371	+0.059	23.098	17.017	17.256
1	14:04:40.712	1:05.644	+8.644	29.621	18.237	17.786	10	14:13:26.303	57.425	+0.113	23.082	17.061	17.282
2	14:05:39.042	58.330	+1.330	23.310	17.263	17.757	11	14:14:23.772	57.469	+0.157	23.107	17.039	17.323
3	14:06:38.952	59.910	+2.910	24.749	17.744	17.417	12	14:15:21.084	<b>57.312</b>		<b>22.996</b>	17.052	17.264
4	14:07:36.462	57.510	+0.510	22.990	17.207	17.313	<b>(31) Juri VIPS</b>						
5	14:08:33.963	57.501	+0.501	23.151	17.158	17.192	1	14:04:48.824	1:12.380	+14.550	36.578	17.996	17.806
6	14:09:31.108	57.145	+0.145	22.871	17.084	17.190	2	14:05:47.303	58.479	+0.649	23.517	17.360	17.602



Rotax Euro Challenge 2013 Genk / Belgium

Rotax Juniors

Genk / Belgium 1,360 Km

Final

2013-03-31 14:00

Race (12 Laps) started at 14:03:34

Lap	Time of Day	Lap Tm	Diff	S1 Tm	S2 Tm	S3 Tm	Lap	Time of Day	Lap Tm	Diff	S1 Tm	S2 Tm	S3 Tm
3	14:06:45.344	58.041	+0.211	23.294	17.347	17.400							
4	14:07:43.509	58.165	+0.335	23.432	17.281	17.452							
5	14:08:41.339	<b>57.830</b>		23.218	17.246	<b>17.366</b>							
6	14:09:39.229	57.890	+0.060	23.242	<b>17.182</b>	17.466							
7	14:10:37.840	58.611	+0.781	23.774	17.426	17.411							
8	14:11:36.984	59.144	+1.314	24.319	17.309	17.516							
9	14:12:34.987	58.003	+0.173	23.365	17.239	17.399							
10	14:13:33.020	58.033	+0.203	23.438	17.204	17.391							
11	14:14:30.875	57.855	+0.025	<b>23.112</b>	17.245	17.498							
12	14:15:28.876	58.001	+0.171	23.231	17.311	17.459							

(25) Mark MOOR

1	14:04:41.539	1:06.215	+8.711	30.881	17.512	17.822
2	14:05:39.445	57.906	+0.402	23.303	17.182	17.421
3	14:06:39.815	1:00.370	+2.866	24.583	17.980	17.807
4	14:07:37.331	57.516	+0.012	23.126	17.112	<b>17.278</b>
5	14:09:38.633	2:01.302	+1:03.798	23.699	17.305	1:20.298
6	14:10:38.075	59.442	+1.938	24.537	17.623	17.282
7	14:11:36.126	58.051	+0.547	23.667	17.073	17.311
8	14:12:33.630	<b>57.504</b>		23.224	<b>16.977</b>	17.303
9	14:13:31.135	57.505	+0.001	<b>23.098</b>	17.124	17.283
10	14:14:28.795	57.660	+0.156	23.125	17.116	17.419
11	14:15:26.527	57.732	+0.228	23.184	17.130	17.418

Timekeeping Ingrid and Meik Wagner:

Clerk of the course Nigel Edwards:

Steward (Chairman) Horst Seidel:

Chief Scrutineer Paul Klaassen:

[www.mylaps.com](http://www.mylaps.com)



# Rotax Euro Challenge 2013 Genk / Belgium

Rotax Juniors

Genk / Belgium 1,360 Km

Non Qualifying Practice Even Numbers

2013-03-29 11:20

Practice (7:00 Time) started at 11:20:00

Pos	No.	Name	Nat.	Chassis	Race Team	Laps	Best Tm	Diff	Gap In Lap	km/h
1	52	Lando NORRIS	GBR	Tonykart	RL Racing Dept UK	8	56.456			7 86,722
2	78	Lars LAMBORELLE	NLD	Gillard	DFK	7	56.560	0.104	0.104	7 86,563
3	22	Connor HALL	GBR	Tonykart	Strawberry Racing	7	56.598	0.142	0.038	6 86,505
4	38	Dennis TIJJS	NLD	FA Kart	Team TKP	7	56.644	0.188	0.046	4 86,435
5	58	Mitchell CHEAH MIN JIE	MYS	Maddox	Maddox Racing Team	7	56.718	0.262	0.074	7 86,322
6	66	Nick DUNCKER	NLD	Alonso	Dream Team Racing	7	56.765	0.309	0.047	7 86,250
7	40	Jack BARTHOLOMEW	GBR	Tonykart	Coles Racing	7	56.770	0.314	0.005	7 86,243
8	60	Jakub KADLCAK	CZE	Sodi	Gregor Racing	7	56.904	0.448	0.134	7 86,040
9	8	Guan Yu ZHOU	GBR	Tonykart	Strawberry Racing	7	56.914	0.458	0.010	5 86,025
10	44	Jack McCARTHY	GBR	Tonykart	RL Racing Dept UK	7	56.967	0.511	0.053	6 85,944
11	32	Rinus van KALMTHOUT	NLD	FA Kart	Team TKP	7	57.002	0.546	0.035	7 85,892
12	30	Sena SAKAGUCHI	JPN	Intrepid	Intrepid Driver Program	8	57.039	0.583	0.037	7 85,836
13	12	Thomas PREINING	AUT	Formula K	Protrain Racing	7	57.055	0.599	0.016	7 85,812
14	24	Denise DE ROOIJ	NLD	Expirit	Van Galen Racing	7	57.064	0.608	0.009	7 85,798
15	28	Leonard HOOGENBOOM	NLD	FA Kart	Team TKP	7	57.212	0.756	0.148	7 85,576
16	14	Ralf ARON	EST	Tonykart	Aix Racing Team	7	57.213	0.757	0.001	6 85,575
17	56	Michael McCARTHY	USA	Birel	KMS Hungary	7	57.300	0.844	0.087	6 85,445
18	46	Mathias S KRISTENSEN	DNK	Tonykart	RS Competition	7	57.324	0.868	0.024	6 85,409
19	34	David WOODER	GBR	Alonso	Dan Holland Racing	7	57.341	0.885	0.017	6 85,384
20	50	Lars van VARK	NLD	Sodi	Van der Pol Racing	7	57.395	0.939	0.054	7 85,304
21	16	Tomas SALVA	CZE	MS Kart	MS Kart Racing Team	7	57.470	1.014	0.075	7 85,192
22	42	Tristan CHARPENTIER	FRA	Tonykart	Coles Racing	7	57.515	1.059	0.045	7 85,126
23	36	Eline CHEHIN	NLD	FA Kart	Team TKP	7	57.617	1.161	0.102	6 84,975
24	54	Mihails BUDOVSKIVS	LVA	Tonykart	MRG Racing	7	57.620	1.164	0.003	6 84,970
25	26	Louis SIMMENAUER	FRA	Art GP	Art Grand Prix	7	57.657	1.201	0.037	6 84,916
26	74	Gavin REICHEL	USA	Alonso	Dan Holland Racing	7	57.746	1.290	0.089	7 84,785
27	76	Rokas BACIUSKA	LTU	Energy	Energy Racing It	7	57.747	1.291	0.001	7 84,784
28	70	Marvin PIONKE	DEU	Kosmic	RS Competition	5	57.798	1.342	0.051	5 84,709
29	18	Clement NOVALAK	CHE	Tonykart	TK Racing	7	57.940	1.484	0.142	6 84,501
30	62	Nikolas SZABO	SVK	Sodi	Gregor Racing	7	57.941	1.485	0.001	4 84,500
31	48	Alessandro STURA	ITA	Formula K	Fk Racing Team AB Ltd	7	57.957	1.501	0.016	5 84,476
32	20	Omar ISMAIL	GBR	Tonykart	Strawberry Racing	7	57.987	1.531	0.030	7 84,433
33	64	Anton ASTASHENKO	BLR	Intrepid	M-Racing	7	58.230	1.774	0.243	7 84,080
34	72	Jonathan JUDEK	DEU	Praga	M-Tec Praga Racing	5	1:02.770	6.314	4.540	2 77,999



# Rotax Euro Challenge 2013 Genk / Belgium

Rotax Seniors

Genk / Belgium 1,360 Km

Non Qualifying Practice Even Numbers

2013-03-29 11:00

Practice (7:00 Time) started at 11:00:09

Pos	No.	Name	Nat.	Chassis	Race Team	Laps	Best Tm	Diff	Gap	In Lap	km/h
1	206	Philip MORIN	SWE	Alonso	Dan Holland Racing	6	58.344			6	83,916
2	254	Oliver NORRIS	GBR	Tonykart	RL Racing Dept UK Ltd	7	59.077	0.733	0.733	7	82,875
3	264	Jules COUSIN	FRA	FA Kart	DSS Kart	6	59.209	0.865	0.132	6	82,690
4	266	Connor JUPP	GBR	Alonso	Dan Holland Racing	6	59.288	0.944	0.079	6	82,580
5	242	Lukasz BARTOSZUK	POL	Tonykart	Wyrzykowski M/Sport	6	59.303	0.959	0.015	6	82,559
6	230	Fazio FRANSEN	NLD	CRG	CRG Holland	7	59.581	1.237	0.278	7	82,174
7	276	Martin HENCKEL MORTEN	DNK	Tonykart	RS Competition	6	59.757	1.413	0.176	6	81,932
8	208	Jiri FORMAN	CZE	Formula K	Protrain Racing	6	1:00.085	1.741	0.328	6	81,485
9	218	Antoine BARTHON	FRA	Intrepid	Intrepid Driver Program	6	1:00.452	2.108	0.367	6	80,990
10	232	Quentin GUERRA	FRA	FA Kart	RM Concept	6	1:00.579	2.235	0.127	6	80,820
11	238	Jack SAFFREY	GBR	Formula K	Formula K UK	6	1:00.588	2.244	0.009	6	80,808
12	286	Kamil JELEN	POL	Maranello	Wyrzykowski M/Sport	5	1:00.682	2.338	0.094	5	80,683
13	236	Jack WEPRIN	USA	Alonso	Dan Holland Racing	6	1:00.870	2.526	0.188	6	80,434
14	296	Jeremie LESOUDIER	FRA	FA	DSS	6	1:00.895	2.551	0.025	6	80,401
15	240	Eva BENES	FRA	Kosmic	PKS	6	1:00.906	2.562	0.011	6	80,386
16	234	Charlie EASTWOOD	IRL	Tonykart	Strawberry Racing	5	1:00.985	2.641	0.079	5	80,282
17	282	Mark FERENCZ	HUN	DR	VPDR	5	1:01.132	2.788	0.147	5	80,089
18	220	Marc LUPFER	DEU	Tonykart	KSW Racing	6	1:01.148	2.804	0.016	6	80,068
19	258	Randy BERGLAS	CHE	Zanardi	Scheppers	6	1:01.208	2.864	0.060	6	79,990
20	224	Andrey IATCENKO	RUS	OK1	Talvar Racing	6	1:01.258	2.914	0.050	6	79,924
21	228	Eugene DENYSSEN	ZAF	Alonso	Dan Holland Racing	5	1:01.356	3.012	0.098	5	79,797
22	292	Fabian ERLE	DEU	Maranello	Nees Racing	6	1:01.515	3.171	0.159	6	79,590
23	252	Noe MAGNUS	BEL	Formula K	SFP Racing	6	1:02.469	4.125	0.954	6	78,375
24	290	Sam SMELT	GBR	Tonykart	Paul Carr Racing	6	1:02.512	4.168	0.043	5	78,321
25	260	Charlie TURNER	GBR	Tonykart	Coles Racing	6	1:02.593	4.249	0.081	5	78,220
26	214	Petr BEZEL	CZE	MS Kart	MS Kart Racing Team	7	1:02.613	4.269	0.020	5	78,195
27	270	Oliver MYERS	GBR	Tonykart	Coles Racing	5	1:02.903	4.559	0.290	5	77,834
28	256	Anastasiya TYURINA	RUS	Tonykart	Nikita Team	6	1:03.024	4.680	0.121	6	77,685
29	246	David RYCHTAR	CZE	Birel	Gregor Racing	6	1:03.214	4.870	0.190	6	77,451
30	204	James SINGLETON	GBR	OTK	Coles Racing	4	1:03.284	4.940	0.070	3	77,366
31	216	Bryan EERDEN	NLD	Gillard	PDB Kart Racing	4	1:03.584	5.240	0.300	4	77,001
32	280	Tadasuka MAKINO	JPN	Birel	KMS Hungary	5	1:03.661	5.317	0.077	4	76,907
33	284	Antoine LEPESQUEUX	FRA	Sodi	Winmax Team	4	1:03.973	5.629	0.312	4	76,532
34	222	Harry WEBB	GBR	Tonykart	Strawberry Racing	3	1:04.112	5.768	0.139	3	76,366
35	278	Shane DALY	GBR	Kosmic	Paul Carr Racing	5	1:04.248	5.904	0.136	3	76,205
36	262	Nicolas PICOT	FRA	Sodi	Kart Pro Racing	4	1:04.500	6.156	0.252	4	75,907
37	244	Alfredo ZABALZA	MEX	Kosmic	Paul Carr Racing	6	1:04.530	6.186	0.030	5	75,872
38	226	Jessica BACKMAN	SWE	Tonykart	Strawberry Racing	5	1:04.625	6.281	0.095	5	75,760
39	202	Edward BRAND	GBR	Intrepid	Intrepid Driver Program	2	1:04.722	6.378	0.097	2	75,647
40	294	Tim SCHNEIDER	DEU	Energy	Jedi Racing Team	6	1:05.396	7.052	0.674	3	74,867
41	272	Santeri KALLIO	FIN	Formula K	FK Racing Team AB Ltd	5	1:05.593	7.249	0.197	5	74,642
42	250	Lennert VAN BOGAERT	BEL	Sodi	Win Max Team	5	1:06.184	7.840	0.591	3	73,976
43	248	Juuso PYKALAINEN	FIN	Tonykart	MPT Racing	3	1:06.385	8.041	0.201	3	73,752



Rotax Euro Challenge 2013 Genk / Belgium

Rotax Seniors Genk / Belgium 1,360 Km

Non Qualifying Practice Even Numbers 2013-03-29 11:00

Practice (7:00 Time) started at 11:00:09

Pos	No.	Name	Nat.	Chassis	Race Team	Laps	Best Tm	Diff	Gap	In Lap	km/h
44	274	Andrea ZEMIN	ITA	Righetti Ridol	Gold Kart Racing Team	5	1:09.205	10.861	2.820	5	70,746
45	268	Cecile MARTINI	FRA	Sodikart	Martini Racing	3	1:09.834	11.490	0.629	3	70,109

Timekeeping Ingrid and Meik Wagner:  Clerk of the course Nigel Edwards:

Steward (Chairman) Horst Seidel: Chief Scrutineer Paul Klaassen: [www.mylaps.com](http://www.mylaps.com)



# Rotax Euro Challenge 2013 Genk / Belgium

Rotax Seniors

Genk / Belgium 1,360 Km

Non Qualifying Practice Even Numbers

2013-03-29 11:00

Practice (7:00 Time) started at 11:00:09

Lap	Time of Day	Lap Tm	Diff	S1 Tm	S2 Tm	S3 Tm
<b>(206) Philip MORIN</b>						
1	11:02:38.322	1:18.340	+19.996	34.392	22.225	21.723
2	11:03:47.552	1:09.230	+10.886	27.503	21.047	20.680
3	11:04:50.826	1:03.274	+4.930	25.709	18.679	18.886
4	11:05:52.185	1:01.359	+3.015	24.882	17.802	18.675
5	11:06:52.527	1:00.342	+1.998	24.169	18.030	18.143
6	11:07:50.871	<b>58.344</b>		<b>23.329</b>	<b>17.297</b>	<b>17.718</b>

Lap	Time of Day	Lap Tm	Diff	S1 Tm	S2 Tm	S3 Tm
<b>(218) Antoine BARTHON</b>						
1	11:02:00.631	1:21.543	+21.091	35.204	23.648	22.691
2	11:03:09.488	1:08.857	+8.405	27.863	20.262	20.732
3	11:04:19.153	1:09.665	+9.213	30.620	18.906	20.139
4	11:05:23.163	1:04.010	+3.558	26.479	18.472	19.059
5	11:06:24.826	1:01.663	+1.211	24.393	18.036	19.234
6	11:07:25.278	<b>1:00.452</b>		<b>23.952</b>	<b>17.551</b>	<b>18.949</b>

Lap	Time of Day	Lap Tm	Diff	S1 Tm	S2 Tm	S3 Tm
<b>(254) Oliver NORRIS</b>						
1	11:01:33.990	1:16.987	+17.910	33.258	21.852	21.877
2	11:02:43.019	1:09.029	+9.952	28.287	20.247	20.495
3	11:03:47.608	1:04.589	+5.512	25.654	18.625	20.310
4	11:04:50.281	1:02.673	+3.596	25.112	18.550	19.011
5	11:05:51.521	1:01.240	+2.163	24.538	17.776	18.926
6	11:06:51.583	1:00.062	+0.985	24.035	17.736	18.291
7	11:07:50.660	<b>59.077</b>		<b>23.660</b>	<b>17.325</b>	<b>18.092</b>

Lap	Time of Day	Lap Tm	Diff	S1 Tm	S2 Tm	S3 Tm
<b>(232) Quentin GUERRA</b>						
1	11:01:39.585	1:21.002	+20.423	35.499	22.573	22.930
2	11:02:50.564	1:10.979	+10.400	29.479	20.138	21.362
3	11:03:58.530	1:07.966	+7.387	28.971	18.978	20.017
4	11:05:02.144	1:03.614	+3.035	25.767	18.351	19.496
5	11:06:03.992	1:01.848	+1.269	24.929	17.908	19.011
6	11:07:04.571	<b>1:00.579</b>		24.176	<b>17.803</b>	<b>18.600</b>

Lap	Time of Day	Lap Tm	Diff	S1 Tm	S2 Tm	S3 Tm
<b>(264) Jules COUSIN</b>						
1	11:01:47.189	1:29.649	+30.440	43.920	23.632	22.097
2	11:02:55.522	1:08.333	+9.124	28.314	19.492	20.527
3	11:04:07.202	1:11.680	+12.471	25.546	19.485	26.649
4	11:05:12.731	1:05.529	+6.320	25.869	20.125	19.535
5	11:06:14.247	1:01.516	+2.307	24.515	18.118	18.883
6	11:07:13.456	<b>59.209</b>		<b>23.757</b>	<b>17.310</b>	<b>18.142</b>

Lap	Time of Day	Lap Tm	Diff	S1 Tm	S2 Tm	S3 Tm
<b>(238) Jack SAFFREY</b>						
1	11:02:20.931	1:22.336	+21.748	35.409	23.544	23.383
2	11:03:29.918	1:08.987	+8.399	28.508	19.914	20.565
3	11:04:35.132	1:05.214	+4.626	26.185	19.064	19.965
4	11:05:37.586	1:02.454	+1.866	25.127	18.197	19.130
5	11:06:39.452	1:01.866	+1.278	24.711	18.204	18.951
6	11:07:40.040	<b>1:00.588</b>		<b>24.480</b>	<b>17.638</b>	<b>18.470</b>

Lap	Time of Day	Lap Tm	Diff	S1 Tm	S2 Tm	S3 Tm
<b>(266) Connor JUPP</b>						
1	11:01:59.845	1:17.423	+18.135	33.530	21.562	22.331
2	11:03:06.649	1:06.804	+7.516	27.882	18.860	20.062
3	11:04:10.580	1:03.931	+4.643	25.651	18.034	20.246
4	11:05:12.977	1:02.397	+3.109	24.855	18.316	19.226
5	11:06:13.370	1:00.393	+1.105	24.450	17.574	18.369
6	11:07:12.658	<b>59.288</b>		<b>23.784</b>	<b>17.204</b>	<b>18.300</b>

Lap	Time of Day	Lap Tm	Diff	S1 Tm	S2 Tm	S3 Tm
<b>(286) Kamil JELEN</b>						
1	11:02:48.142	1:58.999	+58.317	1:07.430	26.847	24.722
2	11:04:03.036	1:14.894	+14.212	31.846	22.213	20.835
3	11:05:14.482	1:11.446	+10.764	30.283	20.642	20.521
4	11:06:18.200	1:03.718	+3.036	25.728	18.566	19.424
5	11:07:18.882	<b>1:00.682</b>		<b>24.487</b>	<b>17.644</b>	<b>18.551</b>

Lap	Time of Day	Lap Tm	Diff	S1 Tm	S2 Tm	S3 Tm
<b>(242) Lukasz BARTOSZUK</b>						
1	11:02:36.701	2:05.277	+1:05.974	1:18.849	23.633	22.795
2	11:03:46.417	1:09.716	+10.413	27.834	19.683	22.199
3	11:04:49.908	1:03.491	+4.188	25.593	18.487	19.411
4	11:05:51.992	1:02.084	+2.781	25.225	18.027	18.832
5	11:06:52.886	1:00.894	+1.591	24.158	18.331	18.405
6	11:07:52.189	<b>59.303</b>		<b>23.681</b>	<b>17.512</b>	<b>18.110</b>

Lap	Time of Day	Lap Tm	Diff	S1 Tm	S2 Tm	S3 Tm
<b>(236) Jack WEPRIN</b>						
1	11:02:13.483	1:24.666	+23.796	37.704	23.424	23.538
2	11:03:23.989	1:10.506	+9.636	29.455	20.268	20.783
3	11:04:29.932	1:05.943	+5.073	26.157	19.252	20.534
4	11:05:33.056	1:03.124	+2.254	25.475	18.361	19.288
5	11:06:34.636	1:01.580	+0.710	24.369	18.078	19.133
6	11:07:35.506	<b>1:00.870</b>		<b>24.229</b>	<b>17.828</b>	<b>18.813</b>

Lap	Time of Day	Lap Tm	Diff	S1 Tm	S2 Tm	S3 Tm
<b>(230) Fazio FRANSSSEN</b>						
1	11:01:29.221	1:14.675	+15.094	32.242	20.432	22.001
2	11:02:38.614	1:09.393	+9.812	28.482	20.123	20.788
3	11:03:45.613	1:06.999	+7.418	27.319	19.763	19.917
4	11:04:47.620	1:02.007	+2.426	24.929	18.069	19.009
5	11:05:49.354	1:01.734	+2.153	24.595	18.002	19.137
6	11:06:50.763	1:01.409	+1.828	24.659	17.970	18.780
7	11:07:50.344	<b>59.581</b>		<b>23.778</b>	<b>17.571</b>	<b>18.232</b>

Lap	Time of Day	Lap Tm	Diff	S1 Tm	S2 Tm	S3 Tm
<b>(296) Jeremie LESOUDIER</b>						
1	11:01:40.891	1:22.378	+21.483	34.865	23.827	23.686
2	11:02:50.902	1:10.011	+9.116	29.160	19.691	21.160
3	11:03:57.924	1:07.022	+6.127	27.762	18.755	20.505
4	11:05:00.586	1:02.662	+1.767	25.394	18.123	<b>19.145</b>
5	11:06:02.455	1:01.869	+0.974	24.532	17.806	19.531
6	11:07:03.350	<b>1:00.895</b>		<b>23.985</b>	<b>17.647</b>	19.263

Lap	Time of Day	Lap Tm	Diff	S1 Tm	S2 Tm	S3 Tm
<b>(276) Martin HENCKEL MORTENSEN</b>						
1	11:02:13.790	1:19.699	+19.942	35.951	21.781	21.967
2	11:03:21.544	1:07.754	+7.997	28.027	19.359	20.368
3	11:04:24.781	1:03.237	+3.480	25.837	18.216	19.184
4	11:05:26.238	1:01.457	+1.700	24.522	17.974	18.961
5	11:06:27.698	1:01.460	+1.703	24.507	18.400	18.553
6	11:07:27.455	<b>59.757</b>		<b>24.294</b>	<b>17.560</b>	<b>17.903</b>

Lap	Time of Day	Lap Tm	Diff	S1 Tm	S2 Tm	S3 Tm
<b>(240) Eva BENES</b>						
1	11:01:42.907	1:20.263	+19.357	34.231	22.779	23.253
2	11:02:51.980	1:09.073	+8.167	28.285	19.978	20.810
3	11:03:57.990	1:06.010	+5.104	27.529	18.648	19.833
4	11:05:00.206	1:02.216	+1.310	25.151	17.906	19.159
5	11:06:01.575	1:01.369	+0.463	24.393	17.872	19.104
6	11:07:02.481	<b>1:00.906</b>		<b>23.992</b>	17.815	<b>19.099</b>

Lap	Time of Day	Lap Tm	Diff	S1 Tm	S2 Tm	S3 Tm
<b>(208) Jiri FORMAN</b>						
1	11:01:57.066	1:19.105	+19.020	34.789	21.724	22.592
2	11:03:05.894	1:08.828	+8.743	28.368	19.428	21.032
3	11:04:11.562	1:05.668	+5.583	26.518	18.822	20.328
4	11:05:15.312	1:03.750	+3.665	25.213	18.051	20.486
5	11:06:17.353	1:02.041	+1.956	24.923	18.294	18.824
6	11:07:17.438	<b>1:00.085</b>		<b>24.223</b>	<b>17.488</b>	<b>18.374</b>

Lap	Time of Day	Lap Tm	Diff	S1 Tm	S2 Tm	S3 Tm
<b>(234) Charlie EASTWOOD</b>						
1	11:01:54.037	1:16.072	+15.087	31.801	21.511	22.760
2	11:03:02.232	1:08.195	+7.210	28.165	19.294	20.736
3	11:04:07.132	1:04.900	+3.915	26.529	18.341	20.030
4	11:05:10.413	1:03.281	+2.296	25.348	18.619	19.314
5	11:06:11.398	<b>1:00.985</b>		24.425	17.630	<b>18.930</b>

Lap	Time of Day	Lap Tm	Diff	S1 Tm	S2 Tm	S3 Tm
<b>(282) Mark FERENCZ</b>						
1	11:03:10.552	1:17.894	+16.762	35.236	21.577	21.081
2	11:04:36.663	1:26.111	+24.979	27.598	19.244	39.269

Timekeeping Ingrid and Meik Wagner:

Clerk of the course Nigel Edwards:



# Rotax Euro Challenge 2013 Genk / Belgium

Rotax Seniors

Genk / Belgium 1,360 Km

Non Qualifying Practice Even Numbers

2013-03-29 11:00

Practice (7:00 Time) started at 11:00:09

Lap	Time of Day	Lap Tm	Diff	S1 Tm	S2 Tm	S3 Tm
3	11:05:42.892	1:06.229	+5.097	27.566	18.888	19.775
4	11:06:45.779	1:02.887	+1.755	25.360	18.458	19.069
5	11:07:46.911	<b>1:01.132</b>		<b>24.426</b>	<b>18.012</b>	<b>18.694</b>

(220) Marc LUPFER

1	11:02:05.668	1:25.209	+24.061	37.621	23.546	24.042
2	11:03:23.947	1:18.279	+17.131	33.901	22.448	21.930
3	11:04:30.595	1:06.648	+5.500	27.152	19.440	20.056
4	11:05:33.525	1:02.930	+1.782	25.320	18.392	19.218
5	11:06:34.864	1:01.339	+0.191	<b>24.418</b>	17.987	18.934
6	11:07:36.012	<b>1:01.148</b>		24.728	<b>17.926</b>	<b>18.494</b>

(258) Randy BERGLAS

1	11:01:37.865	1:18.821	+17.613	34.330	21.691	22.800
2	11:02:49.308	1:11.443	+10.235	28.697	20.468	22.278
3	11:03:58.198	1:08.890	+7.682	27.771	19.277	21.842
4	11:05:02.279	1:04.081	+2.873	25.690	18.569	19.822
5	11:06:05.666	1:03.387	+2.179	25.277	18.194	19.916
6	11:07:06.874	<b>1:01.208</b>		<b>24.635</b>	<b>17.835</b>	<b>18.738</b>

(224) Andrey IATCENKO

1	11:02:05.821	1:24.194	+22.936	36.363	23.941	23.890
2	11:03:17.272	1:11.451	+10.193	30.486	20.079	20.886
3	11:04:23.178	1:05.906	+4.648	26.995	19.089	19.822
4	11:05:25.958	1:02.780	+1.522	25.491	<b>18.165</b>	19.124
5	11:06:28.966	1:03.008	+1.750	25.293	18.454	19.261
6	11:07:30.224	<b>1:01.258</b>		<b>24.257</b>	18.602	<b>18.399</b>

(228) Eugene DENYSEN

1	11:02:49.096	1:59.109	+57.753	1:06.266	26.516	26.327
2	11:04:01.570	1:12.474	+11.118	30.960	21.384	20.130
3	11:05:06.500	1:04.930	+3.574	26.031	18.433	20.466
4	11:06:09.080	1:02.580	+1.224	25.220	<b>18.010</b>	19.350
5	11:07:10.436	<b>1:01.356</b>		<b>24.750</b>	18.266	<b>18.340</b>

(292) Fabian ERLE

1	11:01:32.544	1:16.347	+14.832	31.914	21.391	23.042
2	11:02:45.976	1:13.432	+11.917	29.559	20.845	23.028
3	11:03:54.044	1:08.068	+6.553	26.952	19.510	21.606
4	11:04:58.682	1:04.638	+3.123	25.420	18.927	20.291
5	11:06:01.590	1:02.908	+1.393	25.329	18.263	19.316
6	11:07:03.105	<b>1:01.515</b>		24.441	17.876	<b>19.198</b>

(252) Noe MAGNUS

1	11:02:16.017	1:25.438	+22.969	41.422	21.363	22.653
2	11:03:24.114	1:08.097	+5.628	27.130	20.296	20.671
3	11:04:30.787	1:06.673	+4.204	26.405	19.270	20.998
4	11:05:34.337	1:03.550	+1.081	25.661	18.500	19.389
5	11:06:36.895	1:02.558	+0.089	<b>24.587</b>	18.573	19.398
6	11:07:39.364	<b>1:02.469</b>		24.896	<b>18.353</b>	<b>19.220</b>

(290) Sam SMELT

1	11:01:41.377	1:10.825	+8.313	29.075	20.661	21.089
2	11:02:48.982	1:07.605	+5.093	27.395	19.884	20.326
3	11:03:53.455	1:04.473	+1.961	25.874	19.043	19.556
4	11:04:56.940	1:03.485	+0.973	25.074	19.206	19.205
5	11:05:59.452	<b>1:02.512</b>		<b>24.690</b>	<b>18.697</b>	<b>19.125</b>
6	11:07:02.541	1:03.089	+0.577	24.960	18.775	19.354

(260) Charlie TURNER

1	11:01:40.414	1:11.653	+9.060	29.461	21.102	21.090
2	11:02:48.174	1:07.760	+5.167	27.124	20.066	20.570
3	11:03:51.714	1:03.540	+0.947	24.948	19.011	19.581
4	11:04:54.749	1:03.035	+0.442	25.266	18.667	19.102
5	11:05:57.342	<b>1:02.593</b>		<b>24.785</b>	<b>18.642</b>	19.166
6	11:07:00.315	1:02.973	+0.380	24.877	19.017	<b>19.079</b>

Lap	Time of Day	Lap Tm	Diff	S1 Tm	S2 Tm	S3 Tm
-----	-------------	--------	------	-------	-------	-------

(214) Petr BEZEL

1	11:01:22.800	1:08.211	+5.598	28.219	20.099	19.893
2	11:02:27.576	1:04.776	+2.163	26.175	19.063	19.538
3	11:03:31.063	1:03.487	+0.874	25.679	18.577	19.231
4	11:04:34.137	1:03.074	+0.461	25.188	18.831	<b>19.055</b>
5	11:05:36.750	<b>1:02.613</b>		24.997	<b>18.551</b>	19.065
6	11:06:39.997	1:03.247	+0.634	<b>24.964</b>	18.751	19.532
7	11:07:43.000	1:03.003	+0.390	25.210	18.625	19.168

(270) Oliver MYERS

1	11:01:41.268	1:11.122	+8.219	29.121	21.070	20.931
2	11:02:48.411	1:07.143	+4.240	27.272	19.596	20.275
3	11:03:52.985	1:04.574	+1.671	25.933	18.963	19.678
4	11:04:56.141	1:03.156	+0.253	25.072	18.782	19.302
5	11:05:59.044	<b>1:02.903</b>		<b>24.854</b>	<b>18.774</b>	<b>19.275</b>

(256) Anastasiya TYURINA

1	11:01:48.348	1:28.448	+25.424	41.143	23.416	23.889
2	11:03:01.420	1:13.072	+10.048	30.204	21.083	21.785
3	11:04:12.736	1:11.316	+8.292	28.172	19.352	23.792
4	11:05:30.016	1:17.280	+14.256	36.541	20.306	20.433
5	11:06:34.637	1:04.621	+1.597	25.928	19.267	19.426
6	11:07:37.661	<b>1:03.024</b>		<b>25.732</b>	<b>18.283</b>	<b>19.009</b>

(246) David RYCHTAR

1	11:01:49.616	1:20.052	+16.838	34.421	22.566	23.065
2	11:03:08.205	1:18.589	+15.375	35.298	21.600	21.691
3	11:04:19.032	1:10.827	+7.613	30.327	19.582	20.918
4	11:05:25.197	1:06.165	+2.951	27.304	19.061	19.800
5	11:06:29.498	1:04.301	+1.087	25.539	19.079	19.683
6	11:07:32.712	<b>1:03.214</b>		<b>25.306</b>	<b>18.604</b>	<b>19.304</b>

(204) James SINGLETON

1	11:01:55.762	1:09.300	+6.016	28.435	20.231	20.634
2	11:03:00.914	1:05.152	+1.868	26.361	18.969	19.822
3	11:04:04.198	<b>1:03.284</b>		25.353	18.649	<b>19.282</b>
4	11:05:07.967	1:03.769	+0.485	25.148	19.316	19.305

(216) Bryan EERDEN

1	11:01:21.345	1:09.526	+5.942	29.177	20.157	20.192
2	11:02:27.538	1:06.193	+2.609	27.260	19.135	19.798
3	11:03:32.253	1:04.715	+1.131	26.097	18.888	19.730
4	11:04:35.837	<b>1:03.584</b>		<b>25.113</b>	<b>18.773</b>	<b>19.698</b>

(280) Tadasuka MAKINO

1	11:01:56.186	1:16.461	+12.800	32.934	20.761	22.766
2	11:03:04.433	1:08.247	+4.586	28.170	19.212	20.865
3	11:04:10.501	1:06.068	+2.407	25.422	19.420	21.226
4	11:05:14.162	<b>1:03.661</b>		<b>25.225</b>	<b>18.324</b>	<b>20.112</b>
5	11:06:25.706	1:11.544	+7.883	31.639	19.715	20.190

(284) Antoine LEPESQUEUX

1	11:01:31.364	1:09.069	+5.096	28.764	19.925	20.380
2	11:02:37.612	1:06.248	+2.275	26.481	19.606	20.161
3	11:03:42.577	1:04.965	+0.992	26.002	18.947	20.016
4	11:04:46.550	<b>1:03.973</b>		<b>25.449</b>	<b>18.880</b>	<b>19.644</b>

(222) Harry WEBB

1	11:02:19.205	1:24.337	+20.225	38.621	23.754	21.962
2	11:03:26.279	1:07.074	+2.962	27.749	19.393	<b>19.932</b>
3	11:04:30.391	<b>1:04.112</b>		25.474	18.655	19.983

(278) Shane DALY

1	11:01:27.334	1:08.297	+4.049	28.331	19.678	20.288
2	11:02:33.355	1:06.021	+1.773	26.599	19.518	19.904

Timekeeping Ingrid and Meik Wagner:

Clerk of the course Nigel Edwards:

[www.mylaps.com](http://www.mylaps.com)

Steward (Chairman) Horst Seidel:

Chief Scrutineer Paul Klaassen:

Licensed to: Motorsport Events



# Rotax Euro Challenge 2013 Genk / Belgium

Rotax Seniors

Genk / Belgium 1,360 Km

Non Qualifying Practice Even Numbers

2013-03-29 11:00

Practice (7:00 Time) started at 11:00:09

Lap	Time of Day	Lap Tm	Diff	S1 Tm	S2 Tm	S3 Tm	Lap	Time of Day	Lap Tm	Diff	S1 Tm	S2 Tm	S3 Tm
3	11:03:37.603	<b>1:04.248</b>		25.716	18.928	<b>19.604</b>	3	11:04:00.293	<b>1:09.834</b>		29.336	<b>20.121</b>	<b>20.377</b>
4	11:04:42.409	1:04.806	+0.558	26.211	18.981	19.614							
5	11:05:47.263	1:04.854	+0.606	<b>25.596</b>	19.475	19.783							

(262) Nicolas PICOT

1	11:01:28.998	1:10.554	+6.054	29.832	20.245	20.477
2	11:02:35.363	1:06.365	+1.865	26.481	19.912	19.972
3	11:03:43.467	1:08.104	+3.604	29.168	19.372	<b>19.564</b>
4	11:04:47.967	<b>1:04.500</b>		25.577	19.218	19.705

(244) Alfredo ZABALZA

1	11:02:06.130	1:10.302	+5.772	29.425	20.155	20.722
2	11:03:13.089	1:06.959	+2.429	27.283	19.650	20.026
3	11:04:19.134	1:06.045	+1.515	26.621	<b>19.097</b>	20.327
4	11:05:24.491	1:05.357	+0.827	26.313	19.298	19.746
5	11:06:29.021	<b>1:04.530</b>		<b>25.816</b>	19.178	<b>19.536</b>
6	11:07:34.081	1:05.060	+0.530	26.019	19.195	19.846

(226) Jessica BACKMAN

1	11:01:34.143	1:10.493	+5.868	29.999	20.143	20.351
2	11:02:40.878	1:06.735	+2.110	27.093	20.055	19.587
3	11:03:46.182	1:05.304	+0.679	25.630	19.821	19.853
4	11:04:51.739	1:05.557	+0.932	25.826	20.304	<b>19.427</b>
5	11:05:56.364	<b>1:04.625</b>		<b>25.425</b>	<b>18.896</b>	20.304

(202) Edward BRAND

1	11:03:19.223	1:14.563	+9.841	32.114	20.617	21.832
2	11:04:23.945	<b>1:04.722</b>		26.301	18.594	<b>19.827</b>

(294) Tim SCHNEIDER

1	11:01:23.408	1:08.984	+3.588	28.126	20.634	20.224
2	11:02:29.985	1:06.577	+1.181	26.802	19.703	20.072
3	11:03:35.381	<b>1:05.396</b>		<b>25.817</b>	19.774	<b>19.805</b>
4	11:04:41.286	1:05.905	+0.509	26.242	19.803	19.860
5	11:05:48.276	1:06.990	+1.594	26.498	20.148	20.344
6	11:06:54.702	1:06.426	+1.030	26.788	19.790	19.848

(272) Santeri KALLIO

1	11:01:25.678	1:09.015	+3.422	28.895	19.993	20.127
2	11:02:33.012	1:07.334	+1.741	27.067	20.203	20.064
3	11:03:38.801	1:05.789	+0.196	26.890	19.359	<b>19.540</b>
4	11:04:44.662	1:05.861	+0.268	26.695	19.487	19.679
5	11:05:50.255	<b>1:05.593</b>		<b>26.175</b>	<b>19.305</b>	20.113

(250) Lennert VAN BOGAERT

1	11:01:35.959	1:11.417	+5.233	29.822	21.057	20.538
2	11:02:44.795	1:08.836	+2.652	27.105	20.796	20.935
3	11:03:50.979	<b>1:06.184</b>		<b>26.142</b>	19.905	20.137
4	11:04:57.995	1:07.016	+0.832	27.090	20.079	<b>19.847</b>
5	11:06:06.154	1:08.159	+1.975	27.552	19.887	20.720

(248) Juuso PYKALAINEN

1	11:01:37.685	1:11.926	+5.541	30.150	20.819	20.957
2	11:02:45.555	1:07.870	+1.485	26.799	20.240	20.831
3	11:03:51.940	<b>1:06.385</b>		<b>26.302</b>	<b>19.769</b>	<b>20.314</b>

(274) Andrea ZEMIN

1	11:01:42.738	1:13.833	+4.628	30.584	21.874	21.375
2	11:02:52.908	1:10.170	+0.965	<b>27.846</b>	20.716	21.608
3	11:04:04.194	1:11.286	+2.081	28.096	21.753	21.437
4	11:05:15.584	1:11.390	+2.185	28.147	21.792	21.451
5	11:06:24.789	<b>1:09.205</b>		27.945	20.567	<b>20.693</b>

(268) Cecile MARTINI

1	11:01:40.112	1:16.679	+6.845	33.351	21.159	22.169
2	11:02:50.459	1:10.347	+0.513	28.391	20.885	21.071





# Rotax Euro Challenge 2013 Genk / Belgium

Rotax Seniors

Genk / Belgium 1,360 Km

Non Qualifying Practice Odd Numbers

2013-03-29 11:10

Practice (7:00 Time) started at 11:10:01

Pos	No.	Name	Nat.	Chassis	Race Team	Laps	Best Tm	Diff	Gap In Lap	km/h
1	231	Pierce LEHANE	AUS	Alonso	Dan Holland Racing	7	56.094			87,282
2	207	Bas DE LAAT	NLD	Gillard	PDB Kart Racing	6	56.412	0.318	0.318	86,790
3	267	Michael COOL	BEL	Tonykart	Bouvin Power	7	56.436	0.342	0.024	86,753
4	243	Frederick OP DE BEECK	BEL	Gillard	DFK Racing Team	7	56.482	0.388	0.046	86,682
5	223	Aavo TALVAR	EST	Tonykart	Talvar Racing	7	56.520	0.426	0.038	86,624
6	225	Kyle FOWLER	GBR	Tonykart	Strawberry Racing	7	56.551	0.457	0.031	86,577
7	217	Maximilian WEINZIERL	AUT	Alonso	Dan Holland Racing	7	56.599	0.505	0.048	86,503
8	253	Kenny VERMEYLEN	BEL	Tecno	Tecno Kart Racing	7	56.607	0.513	0.008	86,491
9	233	Ebba GRANDIN	SWE	Kosmic	TBA	7	56.643	0.549	0.036	86,436
10	283	Joey VAN SPLUNTEREN	NLD	DR	VPDR	7	56.660	0.566	0.017	86,410
11	265	Kenny MARQUES	FRA	FA Kart	DSS Kart	7	56.754	0.660	0.094	86,267
12	291	Joel AFFOLTER	NLD	Praga	Josh Hart Racing	7	56.770	0.676	0.016	86,243
13	227	Ryo HIROOKA	JPN	Intrepid	Intrepid Driver Program	7	56.901	0.807	0.131	86,044
14	279	Luke VARLEY	GBR	Birel	KMS Hungary	7	56.927	0.833	0.026	86,005
15	271	Kristian THORSEN	DNK	Tonykart	RS Competition	7	56.944	0.850	0.017	85,979
16	235	Petr FULIN	CZE	OK1	OK1 Racing Team	7	56.946	0.852	0.002	85,976
17	241	Karol DABSKI	POL	Praga	Praga Racing	7	57.104	1.010	0.158	85,738
18	263	Tobias HOLM	DNK	Tonykart	RS Competition	7	57.112	1.018	0.008	85,726
19	237	Sten Dorian PIIRIMAGI	EST	Tonykart	Aix Racing Team	6	57.241	1.147	0.129	85,533
20	221	Jan JONCK	DNK	Tonykart	RS Competition	7	57.252	1.158	0.011	85,517
21	289	Mart SOO	EST	Tonykart	Aix Racing Team	7	57.261	1.167	0.009	85,503
22	247	Glenn VAN PARIJS	BEL	Tonykart	Bouvin Power/Raw Racing	7	57.294	1.200	0.033	85,454
23	249	Alessandro TROMBELLI	ITA	Formula K	FK Racing Team AB Ltd	7	57.386	1.292	0.092	85,317
24	287	James MACKEN	AUS	Birel	KMS Hungary	7	57.393	1.299	0.007	85,307
25	255	Ludvig MORIN	SWE	Kosmic	Paul Carr Racing	7	57.465	1.371	0.072	85,200
26	293	Henrique BAPTISTA	PRT	Kosmic	Paul Carr Racing	7	57.502	1.408	0.037	85,145
27	259	Max RENBERG	SWE	Tonykart	Renbergs Racing	7	57.542	1.448	0.040	85,086
28	219	Sam SCHIPPERS	NLD	FA Kart	Team TKP	7	57.549	1.455	0.007	85,075
29	245	Berat TURKER	TUR	Formula K	Formula K UK	6	57.857	1.763	0.308	84,622
30	277	Ameer HASSAN	ARE	FA Kart	Team TKP	7	57.894	1.800	0.037	84,568
31	229	Brandon NILSSON	SWE	Expirit	Brandon Racing	7	57.990	1.896	0.096	84,428
32	251	Alberto LA GALA	ITA	Energy	TBA	7	58.037	1.943	0.047	84,360
33	273	Antonio PICCIONI	ITA	Righetti Ridol	Gold Kart Racing Team	7	58.130	2.036	0.093	84,225
34	257	Sergey MUNAREV	RUS	OK1	Talvar Racing	7	58.145	2.051	0.015	84,203
35	285	Boris KOLFF	NLD	FA	Team TKP	7	58.419	2.325	0.274	83,808
36	269	Carlos PINTO	PRT	Praga	QZ Racing Team	7	58.505	2.411	0.086	83,685
37	281	Antoni PTAK	USA	Birel	KMS Hungary	6	58.540	2.446	0.035	83,635
38	239	Niklas TIIHONEN	FIN	Formula K	FK Racing Team AB Ltd	4	1:02.531	6.437	3.991	78,297
39	275	Massimo ACETO	ITA	Righetti Ridol	Gold Kart Racing Team	2	1:04.993	8.899	2.462	75,331





Rotax Euro Challenge 2013 Genk / Belgium

Rotax Seniors

Genk / Belgium 1,360 Km

Non Qualifying Practice Odd Numbers

2013-03-29 11:10

Practice (7:00 Time) started at 11:10:01

Table with columns: Lap, Time of Day, Lap Tm, Diff, S1 Tm, S2 Tm, S3 Tm. Row 6: 11:16:41.099, 57.511, +0.567, 23.235, 17.052, 17.224. Row 7: 11:17:38.043, 56.944, 22.958, 16.898, 17.088.

(235) Petr FULIN. Table with columns: Lap, Time of Day, Lap Tm, Diff, S1 Tm, S2 Tm, S3 Tm. Row 1: 11:11:54.220, 1:26.619, +29.673, 48.342, 19.017, 19.260. Row 7: 11:17:50.488, 56.946, 22.825, 16.870, 17.251.

(241) Karol DABSKI. Table with columns: Lap, Time of Day, Lap Tm, Diff, S1 Tm, S2 Tm, S3 Tm. Row 1: 11:11:29.421, 1:12.703, +15.599, 32.584, 20.351, 19.768. Row 7: 11:17:22.374, 57.104, 22.987, 16.818, 17.299.

(263) Tobias HOLM. Table with columns: Lap, Time of Day, Lap Tm, Diff, S1 Tm, S2 Tm, S3 Tm. Row 1: 11:11:32.028, 1:11.914, +14.802, 31.218, 21.158, 19.538. Row 7: 11:17:35.633, 57.112, 23.044, 16.827, 17.241.

(237) Sten Dorian PIIRIMAGI. Table with columns: Lap, Time of Day, Lap Tm, Diff, S1 Tm, S2 Tm, S3 Tm. Row 1: 11:11:41.512, 1:11.902, +14.661, 32.396, 20.052, 19.454. Row 7: 11:16:37.648, 57.241, 22.885, 16.964, 17.392.

(221) Jan JONCK. Table with columns: Lap, Time of Day, Lap Tm, Diff, S1 Tm, S2 Tm, S3 Tm. Row 1: 11:11:35.081, 1:11.523, +14.271, 29.962, 20.634, 20.927. Row 7: 11:17:29.409, 1:00.817, +3.565, 22.687, 16.725, 21.405.

(289) Mart SOO. Table with columns: Lap, Time of Day, Lap Tm, Diff, S1 Tm, S2 Tm, S3 Tm. Row 1: 11:11:45.063, 1:14.585, +17.324, 33.889, 20.939, 19.757. Row 7: 11:17:46.357, 57.261, 22.957, 17.092, 17.212.

(247) Glenn VAN PARIJS. Table with columns: Lap, Time of Day, Lap Tm, Diff, S1 Tm, S2 Tm, S3 Tm. Row 1: 11:11:41.352, 1:11.462, +14.168, 31.298, 20.418, 19.746. Row 7: 11:17:33.186, 57.329, +0.035, 23.306, 16.968, 17.055.

(249) Alessandro TROMBELLI

Table with columns: Lap, Time of Day, Lap Tm, Diff, S1 Tm, S2 Tm, S3 Tm. Row 1: 11:11:36.741, 1:19.544, +22.158, 34.975, 21.169, 23.400. Row 7: 11:17:34.878, 58.078, +0.692, 23.462, 17.299, 17.317.

(287) James MACKEN. Table with columns: Lap, Time of Day, Lap Tm, Diff, S1 Tm, S2 Tm, S3 Tm. Row 1: 11:11:36.681, 1:13.007, +15.614, 31.329, 20.896, 20.782. Row 7: 11:17:32.228, 57.393, 22.918, 16.926, 17.549.

(255) Ludvig MORIN. Table with columns: Lap, Time of Day, Lap Tm, Diff, S1 Tm, S2 Tm, S3 Tm. Row 1: 11:11:37.599, 1:11.266, +13.801, 30.503, 20.163, 20.600. Row 7: 11:17:32.955, 57.465, 23.115, 16.846, 17.504.

(293) Henrique BAPTISTA. Table with columns: Lap, Time of Day, Lap Tm, Diff, S1 Tm, S2 Tm, S3 Tm. Row 1: 11:11:42.248, 1:16.540, +19.038, 35.215, 21.383, 19.942. Row 7: 11:17:43.161, 57.502, 23.148, 17.165, 17.189.

(259) Max RENBERG. Table with columns: Lap, Time of Day, Lap Tm, Diff, S1 Tm, S2 Tm, S3 Tm. Row 1: 11:11:34.954, 1:14.018, +16.476, 31.416, 21.118, 21.484. Row 7: 11:17:30.916, 57.542, 23.097, 16.833, 17.612.

(219) Sam SCHIPPERS. Table with columns: Lap, Time of Day, Lap Tm, Diff, S1 Tm, S2 Tm, S3 Tm. Row 1: 11:11:39.448, 1:11.395, +13.846, 31.997, 19.084, 20.314. Row 7: 11:17:32.483, 57.549, 23.142, 16.952, 17.455.

(245) Berat TURKER. Table with columns: Lap, Time of Day, Lap Tm, Diff, S1 Tm, S2 Tm, S3 Tm. Row 1: 11:11:57.660, 1:34.302, +36.445, 32.546, 20.795, 40.961. Row 7: 11:17:06.435, 57.857, 23.236, 17.103, 17.518.

(277) Ameer HASSAN. Table with columns: Lap, Time of Day, Lap Tm, Diff, S1 Tm, S2 Tm, S3 Tm. Row 1: 11:11:39.277, 1:23.529, +25.635, 38.126, 22.482, 22.921. Row 4: 11:14:49.713, 1:00.790, +2.896, 25.163, 17.846, 17.781.

Handwritten signature





# Rotax Euro Challenge 2013 Genk / Belgium

Rotax Seniors

Genk / Belgium 1,360 Km

Qualifying Practice Group S1 **-NEW-**

2013-03-29 13:30

Qualifying (15:00 Time) started at 13:30:00

Pos	No.	Name	Nat.	Chassis	Race Team	Laps	Best Tm	Diff	Gap In Lap	km/h
1	266	Connor JUPP	GBR	Alonso	Dan Holland Racing	10	54.640			5 89,605
2	253	Kenny VERMEYLEN	BEL	Tecno	Tecno Kart Racing	10	54.731	0.091	0.091	6 89,456
3	221	Jan JONCK	DNK	Tonykart	RS Competition	10	54.853	0.213	0.122	5 89,257
4	223	Aavo TALVAR	EST	Tonykart	Talvar Racing	9	54.925	0.285	0.072	7 89,140
5	216	Bryan EERDEN	NLD	Gillard	PDB Kart Racing	7	54.939	0.299	0.014	7 89,117
6	247	Glenn VAN PARIJS	BEL	Tonykart	Bouvin Power/Raw Racing	8	54.951	0.311	0.012	6 89,098
7	236	Jack WEPRIN	USA	Alonso	Dan Holland Racing	10	54.969	0.329	0.018	7 89,068
8	243	Frederick OP DE BEECK	BEL	Gillard	DFK Racing Team	10	54.979	0.339	0.010	7 89,052
9	239	Niklas TIIHONEN	FIN	Formula K	FK Racing Team AB Ltd	10	55.037	0.397	0.058	4 88,958
10	291	Joel AFFOLTER	NLD	Praga	Josh Hart Racing	9	55.094	0.454	0.057	5 88,866
11	258	Randy BERGLAS	CHE	Zanardi	Schepers	10	55.185	0.545	0.091	9 88,720
12	219	Sam SCHIPPERS	NLD	FA Kart	Team TKP	9	55.196	0.556	0.011	6 88,702
13	278	Shane DALY	GBR	Kosmic	Paul Carr Racing	9	55.213	0.573	0.017	9 88,675
14	230	Fazio FRANSSSEN	NLD	CRG	CRG Holland	9	55.243	0.603	0.030	9 88,627
15	269	Carlos PINTO	PRT	Praga	QZ Racing Team	10	55.266	0.626	0.023	10 88,590
16	229	Brandon NILSSON	SWE	Expirit	Brandon Racing	10	55.316	0.676	0.050	9 88,510
17	283	Joey VAN SPLUNTEREN	NLD	DR	VPDR	10	55.325	0.685	0.009	8 88,495
18	290	Sam SMELT	GBR	Tonykart	Paul Carr Racing	10	55.364	0.724	0.039	7 88,433
19	244	Alfredo ZABALZA	MEX	Kosmic	Paul Carr Racing	10	55.444	0.804	0.080	6 88,305
20	282	Mark FERENCZ	HUN	DR	VPDR	11	55.480	0.840	0.036	9 88,248
21	224	Andrey IATCENKO	RUS	OK1	Talvar Racing	9	55.577	0.937	0.097	6 88,094
22	252	Noe MAGNUS	BEL	Formula K	SFP Racing	10	55.826	1.186	0.249	6 87,701
23	245	Berat TURKER	TUR	Formula K	Formula K UK	10	55.832	1.192	0.006	6 87,692
24	268	Cecile MARTINI	FRA	Sodikart	Martini Racing	10	55.854	1.214	0.022	6 87,657
25	251	Alberto LA GALA	ITA	Formula K	FK Racing Team AB Ltd	9	55.991	1.351	0.137	7 87,443
26	256	Anastasiya TYURINA	RUS	Tonykart	Nikita Team	12	56.214	1.574	0.223	9 87,096
27	271	Kristian THORSEN	DNK	Tonykart	RS Competition	2	58.702	4.062	2.488	2 83,404

Not classified										
DQ	273	Antonio PICCIONI	ITA	Righetti Ridol	Gold Kart Racing Team	10	54.982			6 89,047

## Announcements

These results are provisional until the conclusion of any judicial and technical matters  
 No. 273 excluded from Qualifying Practice / reason technical non conformity

Timekeeping Ingrid and Meik Wagner:

Clerk of the course Nigel Edwards:

[www.mylaps.com](http://www.mylaps.com)

Steward (Chairman) Horst Seidel:

Chief Scrutineer Paul Klaassen:

Licensed to: Motorsport Events



# Rotax Euro Challenge 2013 Genk / Belgium

Rotax Seniors

Genk / Belgium 1,360 Km

Qualifying Practice Group S2 **-NEW-**

2013-03-29 14:00

Qualifying (15:00 Time) started at 14:00:00

Pos	No.	Name	Nat.	Chassis	Race Team	Laps	Best Tm	Diff	Gap In Lap	km/h
1	204	James SINGLETON	GBR	OTK	Coles Racing	8	54.659		8	89,574
2	217	Maximilian WEINZIERL	AUT	Alonso	Dan Holland Racing	8	54.887	0.228	0.228	8 89,201
3	270	Oliver MYERS	GBR	Tonykart	Coles Racing	8	54.915	0.256	0.028	8 89,156
4	202	Edward BRAND	GBR	Intrepid	Intrepid Driver Program	9	54.976	0.317	0.061	9 89,057
5	231	Pierce LEHANE	AUS	Alonso	Dan Holland Racing	8	54.982	0.323	0.006	8 89,047
6	207	Bas DE LAAT	NLD	Gillard	PDB Kart Racing	8	55.042	0.383	0.060	5 88,950
7	228	Eugene DENYSSEN	ZAF	Alonso	Dan Holland Racing	7	55.048	0.389	0.006	6 88,941
8	254	Oliver NORRIS	GBR	Tonykart	RL Racing Dept UK Ltd	8	55.099	0.440	0.051	8 88,858
9	218	Antoine BARTHON	FRA	Intrepid	Intrepid Driver Program	8	55.117	0.458	0.018	8 88,829
10	242	Lukasz BARTOSZUK	POL	Tonykart	Wyrzykowski M/Sport	8	55.130	0.471	0.013	8 88,808
11	280	Tadasuka MAKINO	JPN	Birel	KMS Hungary	8	55.146	0.487	0.016	6 88,783
12	260	Charlie TURNER	GBR	Tonykart	Coles Racing	8	55.181	0.522	0.035	7 88,726
13	220	Marc LUPFER	DEU	Tonykart	KSW Racing	8	55.240	0.581	0.059	6 88,631
14	293	Henrique BAPTISTA	PRT	Kosmic	Paul Carr Racing	8	55.300	0.641	0.060	5 88,535
15	241	Karol DABSKI	POL	Praga	Praga Racing	9	55.304	0.645	0.004	6 88,529
16	259	Max RENBERG	SWE	Tonykart	Renbergs Racing	9	55.310	0.651	0.006	9 88,519
17	232	Quentin GUERRA	FRA	FA Kart	RM Concept	9	55.326	0.667	0.016	8 88,494
18	237	Sten Dorian PIIRIMAGI	EST	Tonykart	Aix Racing Team	8	55.381	0.722	0.055	7 88,406
19	296	Jeremie LESOUDIER	FRA	FA	DSS	8	55.399	0.740	0.018	8 88,377
20	248	Juuso PYKALAINEN	FIN	Tonykart	MPT Racing	8	55.411	0.752	0.012	7 88,358
21	287	James MACKEN	AUS	Birel	KMS Hungary	8	55.554	0.895	0.143	8 88,130
22	263	Tobias HOLM	DNK	Tonykart	RS Competition	9	55.556	0.897	0.002	6 88,127
23	294	Tim SCHNEIDER	DEU	Energy	Jedi Racing Team	10	55.556	0.897		10 88,127
24	281	Antoni PTAK	USA	Birel	KMS Hungary	8	55.559	0.900	0.003	7 88,123
25	277	Ameer HASSAN	ARE	FA Kart	Team TKP	9	55.837	1.178	0.278	7 87,684
26	292	Fabian ERLE	DEU	Maranello	Nees Racing	9	55.897	1.238	0.060	8 87,590
27	246	David RYCHTAR	CZE	Birel	Gregor Racing	8	56.335	1.676	0.438	7 86,909

Not classified

DQ	274	Andrea ZEMIN	ITA	Righetti Ridol	Gold Kart Racing Team	8	55.733		5	87,847
----	-----	--------------	-----	----------------	-----------------------	---	--------	--	---	--------

## Announcements

These results are provisional until the conclusion of any judicial and technical matters  
 No 274 excluded from Qualifying Practice / reason under the weight



# Rotax Euro Challenge 2013 Genk / Belgium

Rotax Seniors

Genk / Belgium 1,360 Km

Qualifying Practice Group S2

2013-03-29 14:00

Qualifying (15:00 Time) started at 14:00:00

Pos	No.	Name	Nat.	Chassis	Race Team	Laps	Best Tm	Diff	Gap In Lap	km/h
1	204	James SINGLETON	GBR	OTK	Coles Racing	8	54.659		8	89,574
2	217	Maximilian WEINZIERL	AUT	Alonso	Dan Holland Racing	8	54.887	0.228	0.228	8 89,201
3	270	Oliver MYERS	GBR	Tonykart	Coles Racing	8	54.915	0.256	0.028	8 89,156
4	202	Edward BRAND	GBR	Intrepid	Intrepid Driver Program	9	54.976	0.317	0.061	9 89,057
5	231	Pierce LEHANE	AUS	Alonso	Dan Holland Racing	8	54.982	0.323	0.006	8 89,047
6	207	Bas DE LAAT	NLD	Gillard	PDB Kart Racing	8	55.042	0.383	0.060	5 88,950
7	228	Eugene DENYSSEN	ZAF	Alonso	Dan Holland Racing	7	55.048	0.389	0.006	6 88,941
8	254	Oliver NORRIS	GBR	Tonykart	RL Racing Dept UK Ltd	8	55.099	0.440	0.051	8 88,858
9	218	Antoine BARTHON	FRA	Intrepid	Intrepid Driver Program	8	55.117	0.458	0.018	8 88,829
10	242	Lukasz BARTOSZUK	POL	Tonykart	Wyrzykowski M/Sport	8	55.130	0.471	0.013	8 88,808
11	280	Tadasuka MAKINO	JPN	Birel	KMS Hungary	8	55.146	0.487	0.016	6 88,783
12	260	Charlie TURNER	GBR	Tonykart	Coles Racing	8	55.181	0.522	0.035	7 88,726
13	220	Marc LUPFER	DEU	Tonykart	KSW Racing	8	55.240	0.581	0.059	6 88,631
14	293	Henrique BAPTISTA	PRT	Kosmic	Paul Carr Racing	8	55.300	0.641	0.060	5 88,535
15	241	Karol DABSKI	POL	Praga	Praga Racing	9	55.304	0.645	0.004	6 88,529
16	259	Max RENBERG	SWE	Tonykart	Renbergs Racing	9	55.310	0.651	0.006	9 88,519
17	232	Quentin GUERRA	FRA	FA Kart	RM Concept	9	55.326	0.667	0.016	8 88,494
18	237	Sten Dorian PIIRIMAGI	EST	Tonykart	Aix Racing Team	8	55.381	0.722	0.055	7 88,406
19	296	Jeremie LESOUDIER	FRA	FA	DSS	8	55.399	0.740	0.018	8 88,377
20	248	Juuso PYKALAINEN	FIN	Tonykart	MPT Racing	8	55.411	0.752	0.012	7 88,358
21	287	James MACKEN	AUS	Birel	KMS Hungary	8	55.554	0.895	0.143	8 88,130
22	263	Tobias HOLM	DNK	Tonykart	RS Competition	9	55.556	0.897	0.002	6 88,127
23	294	Tim SCHNEIDER	DEU	Energy	Jedi Racing Team	10	55.556	0.897		10 88,127
24	281	Antoni PTAK	USA	Birel	KMS Hungary	8	55.559	0.900	0.003	7 88,123
25	274	Andrea ZEMIN	ITA	Righetti Ridol	Gold Kart Racing Team	8	55.733	1.074	0.174	5 87,847
26	277	Ameer HASSAN	ARE	FA Kart	Team TKP	9	55.837	1.178	0.104	7 87,684
27	292	Fabian ERLE	DEU	Maranello	Nees Racing	9	55.897	1.238	0.060	8 87,590
28	246	David RYCHTAR	CZE	Birel	Gregor Racing	8	56.335	1.676	0.438	7 86,909

## Announcements

These results are provisional until the conclusion of any judicial and technical matters

Timekeeping Ingrid and Meik Wagner:

Clerk of the course Nigel Edwards:

[www.mylaps.com](http://www.mylaps.com)

Steward (Chairman) Horst Seidel:

Chief Scrutineer Paul Klaassen:

Licensed to: Motorsport Events

Printed: 2013-03-29 14:16:43

posted at:

h









Rotax Euro Challenge 2013 Genk / Belgium

Rotax Seniors

Genk / Belgium 1,360 Km

Qualifying Practice Group S2

2013-03-29 14:00

Qualifying (15:00 Time) started at 14:00:00

Lap	Time of Day	Lap Tm	Diff	S1 Tm	S2 Tm	S3 Tm	Lap	Time of Day	Lap Tm	Diff	S1 Tm	S2 Tm	S3 Tm
7	14:13:20.321	<b>55.837</b>		22.574	<b>16.554</b>	<b>16.709</b>							
8	14:14:16.172	55.851	+0.014	22.565	16.554	16.732							
9	14:15:12.061	55.889	+0.052	<b>22.468</b>	16.621	16.800							

(292) Fabian ERLE

1	14:07:36.253	1:15.809	+19.912	35.668	20.714	19.427
2	14:08:35.576	59.323	+3.426	23.998	17.429	17.896
3	14:09:34.584	59.008	+3.111	23.820	17.822	17.366
4	14:10:33.142	58.558	+2.661	23.870	17.606	17.082
5	14:11:29.250	56.108	+0.211	22.535	16.637	16.936
6	14:12:25.198	55.948	+0.051	<b>22.412</b>	16.663	16.873
7	14:13:21.253	56.055	+0.158	22.579	16.604	16.872
8	14:14:17.150	<b>55.897</b>		22.472	<b>16.587</b>	<b>16.838</b>
9	14:15:13.667	56.517	+0.620	22.681	16.641	17.195

(246) David RYCHTAR

1	14:08:33.437	2:09.264	+1:12.929	57.614	38.935	32.715
2	14:09:41.864	1:08.427	+12.092	31.031	19.631	17.765
3	14:10:39.371	57.507	+1.172	23.273	17.049	17.185
4	14:11:36.275	56.904	+0.569	22.864	16.865	17.175
5	14:12:32.952	56.677	+0.342	22.745	16.852	17.080
6	14:13:29.897	56.945	+0.610	22.926	16.990	17.029
7	14:14:26.232	<b>56.335</b>		22.761	16.682	<b>16.892</b>
8	14:15:22.606	56.374	+0.039	<b>22.733</b>	<b>16.628</b>	17.013

Timekeeping Ingrid and Meik Wagner:



Clerk of the course Nigel Edwards:

Steward (Chairman) Horst Seidel:

Chief Scrutineer Paul Klaassen:

[www.mylaps.com](http://www.mylaps.com)



# Rotax Euro Challenge 2013 Genk / Belgium

Rotax Seniors

Genk / Belgium 1,360 Km

Qualifying Practice Group S3

2013-03-29 14:30

Qualifying (15:00 Time) started at 14:30:00

Pos	No.	Name	Nat.	Chassis	Race Team	Laps	Best Tm	Diff	Gap In Lap	km/h
1	206	Philip MORIN	SWE	Alonso	Dan Holland Racing	10	54.703		6	89,501
2	222	Harry WEBB	GBR	Tonykart	Strawberry Racing	10	54.793	0.090	0.090	7 89,354
3	225	Kyle FOWLER	GBR	Tonykart	Strawberry Racing	10	54.795	0.092	0.002	7 89,351
4	250	Lennert VAN BOGAERT	BEL	Sodi	Win Max Team	9	54.807	0.104	0.012	6 89,332
5	234	Charlie EASTWOOD	IRL	Tonykart	Strawberry Racing	10	54.853	0.150	0.046	6 89,257
6	240	Eva BENES	FRA	Kosmic	PKS	10	54.903	0.200	0.050	6 89,175
7	208	Jiri FORMAN	CZE	Formula K	Protrain Racing	10	54.966	0.263	0.063	6 89,073
8	264	Jules COUSIN	FRA	FA Kart	DSS Kart	9	54.967	0.264	0.001	6 89,072
9	267	Michael COOL	BEL	Tonykart	Bouvin Power	8	54.981	0.278	0.014	5 89,049
10	226	Jessica BACKMAN	SWE	Tonykart	Strawberry Racing	10	54.987	0.284	0.006	8 89,039
11	276	Martin HENCKEL MORTEN	DNK	Tonykart	RS Competition	11	54.996	0.293	0.009	10 89,025
12	265	Kenny MARQUES	FRA	FA Kart	DSS Kart	10	55.027	0.324	0.031	6 88,975
13	284	Antoine LEPESQUEUX	FRA	Sodi	Winmax Team	9	55.057	0.354	0.030	6 88,926
14	238	Jack SAFFREY	GBR	Formula K	Formula K UK	10	55.065	0.362	0.008	7 88,913
15	235	Petr FULIN	CZE	OK1	OK1 Racing Team	10	55.068	0.365	0.003	6 88,908
16	279	Luke VARLEY	GBR	Birel	KMS Hungary	8	55.078	0.375	0.010	7 88,892
17	255	Ludvig MORIN	SWE	Kosmic	Paul Carr Racing	10	55.083	0.380	0.005	6 88,884
18	272	Santeri KALLIO	FIN	Formula K	FK Racing Team AB Ltd	10	55.164	0.461	0.081	6 88,754
19	214	Petr BEZEL	CZE	MS Kart	MS Kart Racing Team	10	55.189	0.486	0.025	7 88,713
20	262	Nicolas PICOT	FRA	Sodi	Kart Pro Racing	10	55.238	0.535	0.049	6 88,635
21	289	Mart SOO	EST	Tonykart	Aix Racing Team	12	55.321	0.618	0.083	9 88,502
22	233	Ebba GRANDIN	SWE	Kosmic	TBA	12	55.378	0.675	0.057	6 88,411
23	227	Ryo HIROOKA	JPN	Intrepid	Intrepid Driver Program	9	55.403	0.700	0.025	7 88,371
24	275	Massimo ACETO	ITA	Righetti Ridol	Gold Kart Racing Team	11	55.489	0.786	0.086	10 88,234
25	249	Alessandro TROMBELLI	ITA	Formula K	FK Racing Team AB Ltd	11	55.584	0.881	0.095	7 88,083
26	257	Sergey MUNAREV	RUS	OK1	Talvar Racing	15	55.787	1.084	0.203	12 87,762
27	286	Kamil JELEN	POL	Maranello	Wyrzykowski M/Sport	15	55.907	1.204	0.120	10 87,574
28	285	Boris KOLFF	NLD	FA	Team TKP	12	55.971	1.268	0.064	9 87,474

## Announcements

These results are provisional until the conclusion of any judicial and technical matters









# Rotax Euro Challenge 2013 Genk / Belgium

Rotax Seniors

Genk / Belgium 1,360 Km

Total result Qualifying Group S1/S2/S3

Pos	No.	Name	Nat.	Chassis	Race Team	Total Best Tm	Diff	QS1 Best Tm	QS2 Best Tm	QS3 Best Tm
1	266	Connor JUPP	GBR	Alonso	Dan Holland Racing	54.640		54.640		
2	204	James SINGLETON	GBR	OTK	Coles Racing	54.659	0.019		54.659	
3	206	Philip MORIN	SWE	Alonso	Dan Holland Racing	54.703	0.063			54.703
4	253	Kenny VERMEYLEN	BEL	Tecno	Tecno Kart Racing	54.731	0.091	54.731		
5	222	Harry WEBB	GBR	Tonykart	Strawberry Racing	54.793	0.153			54.793
6	225	Kyle FOWLIE	GBR	Tonykart	Strawberry Racing	54.795	0.155			54.795
7	250	Lennert VAN BOGAERT	BEL	Sodi	Win Max Team	54.807	0.167			54.807
8	221	Jan JONCK	DNK	Tonykart	RS Competition	54.853	0.213	54.853		
9	234	Charlie EASTWOOD	IRL	Tonykart	Strawberry Racing	54.853	0.213			54.853
10	217	Maximilian WEINZIERL	AUT	Alonso	Dan Holland Racing	54.887	0.247		54.887	
11	240	Eva BENES	FRA	Kosmic	PKS	54.903	0.263			54.903
12	270	Oliver MYERS	GBR	Tonykart	Coles Racing	54.915	0.275		54.915	
13	223	Aavo TALVAR	EST	Tonykart	Talvar Racing	54.925	0.285	54.925		
14	216	Bryan EERDEN	NLD	Gillard	PDB Kart Racing	54.939	0.299	54.939		
15	247	Glenn VAN PARIJS	BEL	Tonykart	Bouvin Power/Raw Racing	54.951	0.311	54.951		
16	208	Jiri FORMAN	CZE	Formula K	Protrain Racing	54.966	0.326			54.966
17	264	Jules COUSIN	FRA	FA Kart	DSS Kart	54.967	0.327			54.967
18	236	Jack WEPRIN	USA	Alonso	Dan Holland Racing	54.969	0.329	54.969		
19	202	Edward BRAND	GBR	Intrepid	Intrepid Driver Program	54.976	0.336		54.976	
20	243	Frederick OP DE BEECK	BEL	Gillard	DFK Racing Team	54.979	0.339	54.979		
21	267	Michael COOL	BEL	Tonykart	Bouvin Power	54.981	0.341			54.981
22	231	Pierce LEHANE	AUS	Alonso	Dan Holland Racing	54.982	0.342		54.982	
23	226	Jessica BACKMAN	SWE	Tonykart	Strawberry Racing	54.987	0.347			54.987
24	276	Martin HENCKEL MORTENSEN	DNK	Tonykart	RS Competition	54.996	0.356			54.996
25	265	Kenny MARQUES	FRA	FA Kart	DSS Kart	55.027	0.387			55.027
26	239	Niklas TIHONEN	FIN	Formula K	FK Racing Team AB Ltd	55.037	0.397	55.037		
27	207	Bas DE LAAT	NLD	Gillard	PDB Kart Racing	55.042	0.402		55.042	
28	228	Eugene DENYSSEN	ZAF	Alonso	Dan Holland Racing	55.048	0.408		55.048	
29	284	Antoine LEPEQUEUX	FRA	Sodi	Winmax Team	55.057	0.417			55.057
30	238	Jack SAFFREY	GBR	Formula K	Formula K UK	55.065	0.425			55.065
31	235	Petr FULIN	CZE	OK1	OK1 Racing Team	55.068	0.428			55.068
32	279	Luke VARLEY	GBR	Birel	KMS Hungary	55.078	0.438			55.078
33	255	Ludvig MORIN	SWE	Kosmic	Paul Carr Racing	55.083	0.443			55.083
34	291	Joel AFFOLTER	NLD	Praga	Josh Hart Racing	55.094	0.454	55.094		
35	254	Oliver NORRIS	GBR	Tonykart	RL Racing Dept UK Ltd	55.099	0.459		55.099	
36	218	Antoine BARTHON	FRA	Intrepid	Intrepid Driver Program	55.117	0.477		55.117	
37	242	Lukasz BARTOSZUK	POL	Tonykart	Wyrzykowski M/Sport	55.130	0.490		55.130	
38	280	Tadasuka MAKINO	JPN	Birel	KMS Hungary	55.146	0.506		55.146	
39	272	Santeri KALLIO	FIN	Formula K	FK Racing Team AB Ltd	55.164	0.524			55.164
40	260	Charlie TURNER	GBR	Tonykart	Coles Racing	55.181	0.541		55.181	
41	258	Randy BERGLAS	CHE	Zanardi	Scheppers	55.185	0.545	55.185		
42	214	Petr BEZEL	CZE	MS Kart	MS Kart Racing Team	55.189	0.549			55.189
43	219	Sam SCHIPPERS	NLD	FA Kart	Team TKP	55.196	0.556	55.196		
44	278	Shane DALY	GBR	Kosmic	Paul Carr Racing	55.213	0.573	55.213		
45	262	Nicolas PICOT	FRA	Sodi	Kart Pro Racing	55.238	0.598			55.238

## Announcements

These results are provisional until the conclusion of any judicial and technical matters



# Rotax Euro Challenge 2013 Genk / Belgium

Rotax Seniors

Genk / Belgium 1,360 Km

Total result Qualifying Group S1/S2/S3

Pos	No.	Name	Nat.	Chassis	Race Team	Total Best Tm	Diff	QS1 Best Tm	QS2 Best Tm	QS3 Best Tm
46	220	Marc LUPFER	DEU	Tonykart	KSW Racing	55.240	0.600		55.240	
47	230	Fazio FRANSSEN	NLD	CRG	CRG Holland	55.243	0.603	55.243		
48	269	Carlos PINTO	PRT	Praga	OZ Racing Team	55.266	0.626	55.266		
49	293	Henrique BAPTISTA	PRT	Kosmic	Paul Carr Racing	55.300	0.660		55.300	
50	241	Karol DABSKI	POL	Praga	Praga Racing	55.304	0.664		55.304	
51	259	Max RENBERG	SWE	Tonykart	Renbergs Racing	55.310	0.670		55.310	
52	229	Brandon NILSSON	SWE	Expirit	Brandon Racing	55.316	0.676	55.316		
53	289	Mart SOO	EST	Tonykart	Aix Racing Team	55.321	0.681			55.321
54	283	Joey VAN SPLUNTEREN	NLD	DR	VPDR	55.325	0.685	55.325		
55	232	Quentin GUERRA	FRA	FA Kart	RM Concept	55.326	0.686		55.326	
56	290	Sam SMELT	GBR	Tonykart	Paul Carr Racing	55.364	0.724	55.364		
57	233	Ebba GRANDIN	SWE	Kosmic	TBA	55.378	0.738			55.378
58	237	Sten Dorian PIIRIMAGI	EST	Tonykart	Aix Racing Team	55.381	0.741		55.381	
59	296	Jeremie LESOUDIER	FRA	FA	DSS	55.399	0.759		55.399	
60	227	Ryo HIROOKA	JPN	Intrepid	Intrepid Driver Program	55.403	0.763			55.403
61	248	Juuso PYKALAINEN	FIN	Tonykart	MPT Racing	55.411	0.771		55.411	
62	244	Alfredo ZABALZA	MEX	Kosmic	Paul Carr Racing	55.444	0.804	55.444		
63	282	Mark FERENCZ	HUN	DR	VPDR	55.480	0.840	55.480		
64	275	Massimo ACETO	ITA	Righetti Ridoll	Gold Kart Racing Team	55.489	0.849			55.489
65	287	James MACKEN	AUS	Birel	KMS Hungary	55.554	0.914		55.554	
66	263	Tobias HOLM	DNK	Tonykart	RS Competition	55.556	0.916		55.556	
67	294	Tim SCHNEIDER	DEU	Energy	Jedi Racing Team	55.556	0.916		55.556	
68	281	Antoni PTAK	USA	Birel	KMS Hungary	55.559	0.919		55.559	
69	224	Andrey IATCENKO	RUS	OK1	Talvar Racing	55.577	0.937	55.577		
70	249	Alessandro TROMBELLI	ITA	Formula K	FK Racing Team AB Ltd	55.584	0.944			55.584
71	257	Sergey MUNAREV	RUS	OK1	Talvar Racing	55.787	1.147			55.787
72	252	Noe MAGNUS	BEL	Formula K	SFP Racing	55.826	1.186	55.826		
73	245	Berat TURKER	TUR	Formula K	Formula K UK	55.832	1.192	55.832		
74	277	Ameer HASSAN	ARE	FA Kart	Team TKP	55.837	1.197		55.837	
75	268	Cecile MARTINI	FRA	Sodikart	Martini Racing	55.854	1.214	55.854		
76	292	Fabian ERLE	DEU	Maranello	Nees Racing	55.897	1.257		55.897	
77	286	Kamil JELEN	POL	Maranello	Wyrzykowski M/Sport	55.907	1.267			55.907
78	285	Boris KOLFF	NLD	FA	Team TKP	55.971	1.331			55.971
79	251	Alberto LA GALA	ITA	Formula K	FK Racing Team AB Ltd	55.991	1.351	55.991		
80	256	Anastasiya TYURINA	RUS	Tonykart	Nikita Team	56.214	1.574	56.214		
81	246	David RYCHTAR	CZE	Birel	Gregor Racing	56.335	1.695		56.335	
82	271	Kristian THORSEN	DNK	Tonykart	RS Competition	58.702	4.062	58.702		
DQ	273	Antonio PICCIONI	ITA	Righetti Ridoll	Gold Kart Racing Team					
DQ	274	Andrea ZEMIN	ITA	Righetti Ridoll	Gold Kart Racing Team					

## Announcements

These results are provisional until the conclusion of any judicial and technical matters



**Heat organization  
Rotax Euro Challenge 2013  
Genk / Belgium  
Rotax Max Seniors Group A**

Group	Pos	No.	Firstname	Lastname	Class	Overall BestTm
Group A	1	266	Connor	JUPP	Senior	54 640
Group A	6	225	Kyle	FOWLIE	Senior	54 795
Group A	11	240	Eva	BENES	Senior	54 903
Group A	16	208	Jiri	FORMAN	Senior	54 966
Group A	21	267	Michael	COOL	Senior	54 981
Group A	26	239	Niklas	TIIHONEN	Senior	55 037
Group A	31	235	Petr	FULIN	Senior	55 068
Group A	36	218	Antoine	BARTHON	Senior	55 117
Group A	41	258	Randy	BERGLAS	Senior	55 185
Group A	46	220	Marc	LUPFER	Senior	55 240
Group A	51	259	Max	RENBERG	Senior	55 310
Group A	56	290	Sam	SMELT	Senior	55 364
Group A	61	248	Juuso	PYKALAINEN	Senior	55 411
Group A	66	263	Tobias	HOLM	Senior	55 556
Group A	71	257	Sergey	MUNAREV	Senior	55 787
Group A	76	292	Fabian	ERLE	Senior	55 897
Group A	81	246	David	RYCHTAR	Senior	56 335



Clerk of the course Nigel Edwards:

Stewards (Chairman) Horst Seidel:

Scrutineer Paul Klaassen:

Timekeeping Ingrid/Meik Wagner:

Printed: 2013-03-29 15:25

Posted at: h

**Heat organization  
Rotax Euro Challenge 2013  
Genk / Belgium  
Rotax Max Seniors Group B**

Group	Pos	No.	Firstname	Lastname	Class	Overall BestTm
Group B	2	204	James	SINGLETON	Senior	54 659
Group B	7	250	Lennert	VAN BOGAERT	Senior	54 807
Group B	12	270	Oliver	MYERS	Senior	54 915
Group B	17	264	Jules	COUSIN	Senior	54 967
Group B	22	231	Pierce	LEHANE	Senior	54 982
Group B	27	207	Bas	DE LAAT	Senior	55 042
Group B	32	279	Luke	VARLEY	Senior	55 078
Group B	37	242	Lukasz	BARTOSZUK	Senior	55 130
Group B	42	214	Petr	BEZEL	Senior	55 189
Group B	47	230	Fazio	FRANSSSEN	Senior	55 243
Group B	52	229	Brandon	NILSSON	Senior	55 316
Group B	57	233	Ebba	GRANDIN	Senior	55 378
Group B	62	244	Alfredo	ZABALZA	Senior	55 444
Group B	67	294	Tim	SCHNEIDER	Senior	55 556
Group B	72	252	Noe	MAGNUS	Senior	55 826
Group B	77	286	Kamil	JELEN	Senior	55 907
Group B	82	271	Kristian	THORSEN	Senior	58 702



Clerk of the course Nigel Edwards:

Stewards (Chairman) Horst Seidel:

Scrutineer Paul Klaassen:

Timekeeping Ingrid/Meik Wagner:

Printed: 2013-03-29 15:25

Posted at: h

**Heat organization  
Rotax Euro Challenge 2013  
Genk / Belgium  
Rotax Max Seniors Group C**

Group	Pos	No.	Firstname	Lastname	Class	Overall BestTm
Group C	3	206	Philip	MORIN	Senior	54 703
Group C	8	221	Jan	JONCK	Senior	54 853
Group C	13	223	Aavo	TALVAR	Senior	54 925
Group C	18	236	Jack	WEPRIN	Senior	54 969
Group C	23	226	Jessica	BACKMAN	Senior	54 987
Group C	28	228	Eugene	DENYSSEN	Senior	55 048
Group C	33	255	Ludvig	MORIN	Senior	55 083
Group C	38	280	Tadasuka	MAKINO	Senior	55 146
Group C	43	219	Sam	SCHIPPERS	Senior	55 196
Group C	48	269	Carlos	PINTO	Senior	55 266
Group C	53	289	Mart	SOO	Senior	55 321
Group C	58	237	Sten Dorian	PIIRIMAGI	Senior	55 381
Group C	63	282	Mark	FERENCZ	Senior	55 480
Group C	68	281	Antoni	PTAK	Senior	55 559
Group C	73	245	Berat	TURKER	Senior	55 832
Group C	78	285	Boris	KOLFF	Senior	55 971
Group C	83	273	Antonio	PICCIONI	Senior	DQ



Clerk of the course Nigel Edwards:

Stewards (Chairman) Horst Seidel:

Scrutineer Paul Klaassen:

Timekeeping Ingrid/Meik Wagner:

Printed: 2013-03-29 15:25

posted at: h

**Heat organization  
Rotax Euro Challenge 2013  
Genk / Belgium  
Rotax Max Seniors Group D**

Group	Pos	No.	Firstname	Lastname	Class	Overall BestTm
Group D	4	253	Kenny	VERMEYLEN	Senior	54 731
Group D	9	234	Charlie	EASTWOOD	Senior	54 853
Group D	14	216	Bryan	EERDEN	Senior	54 939
Group D	19	202	Edward	BRAND	Senior	54 976
Group D	24	276	Martin	HENCKEL MORTÉ	Senior	54 996
Group D	29	284	Antoine	LEPESQUEUX	Senior	55 057
Group D	34	291	Joel	AFFOLTER	Senior	55 094
Group D	39	272	Santeri	KALLIO	Senior	55 164
Group D	44	278	Shane	DALY	Senior	55 213
Group D	49	293	Henrique	BAPTISTA	Senior	55 300
Group D	54	283	Joey	VAN SPLUNTERE	Senior	55 325
Group D	59	296	Jeremie	LESOUDIER	Senior	55 399
Group D	64	275	Massimo	ACETO	Senior	55 489
Group D	69	224	Andrey	IATCENKO	Senior	55 577
Group D	74	277	Ameer	HASSAN	Senior	55 837
Group D	79	251	Alberto	LA GALA	Senior	55 991
Group D	84	274	Andrea	ZEMIN	Senior	DQ



Clerk of the course Nigel Edwards:

Stewards (Chairman) Horst Seidel:

Scrutineer Paul Klaassen:

Timekeeping Ingrid/Meik Wagner:

Printed: 2013-03-29 15:25

posted at: h

# Heat organization Rotax Euro Challenge 2013 Genk / Belgium Group E

Group	Pos	No.	Firstname	Lastname	Class	Overall BestTm
Group E	5	222	Harry	WEBB	Senior	54 793
Group E	10	217	Maximilian	WEINZIERL	Senior	54 887
Group E	15	247	Glenn	VAN PARIJS	Senior	54 951
Group E	20	243	Frederick	OP DE BEECK	Senior	54 979
Group E	25	265	Kenny	MARQUES	Senior	55 027
Group E	30	238	Jack	SAFFREY	Senior	55 065
Group E	35	254	Oliver	NORRIS	Senior	55 099
Group E	40	260	Charlie	TURNER	Senior	55 181
Group E	45	262	Nicolas	PICOT	Senior	55 238
Group E	50	241	Karol	DABSKI	Senior	55 304
Group E	55	232	Quentin	GUERRA	Senior	55 326
Group E	60	227	Ryo	HIROOKA	Senior	55 403
Group E	65	287	James	MACKEN	Senior	55 554
Group E	70	249	Alessandro	TROMBELLI	Senior	55 584
Group E	75	268	Cecile	MARTINI	Senior	55 854
Group E	80	256	Anastasiya	TYURINA	Senior	56 214



Clerk of the course Nigel Edwards:

Stewards (Chairman) Horst Seidel:

Scrutineer Paul Klaassen:

Timekeeping Ingrid/Meik Wagner:

Printed: 2013-03-29 15:25

posted at: h

Rotax Euro Challenge 2013  
 Class: Rotax Max Seniors  
 Date/Time: 2013-03-30 10:10

Track: Genk / Belgium  
 Heat: Race 1 Qualifying Heat 1 A+B  
 Laps: 10

Edition 1

	35	Group A	18		36	Group B
David RYCHTAR	246	56 335	17	Kristian THORSEN	271	58 702
	33				34	
Fabian ERLE	292	55 897	16	Kamil JELEN	286	55 907
	31				32	
Sergey MUNAREV	257	55 787	15	Noe MAGNUS	252	55 826
	29				30	
Tobias HOLM	263	55 556	14	Tim SCHNEIDER	294	55 556
	27				28	
Juuso PYKALAINEN	248	55 411	13	Alfredo ZABALZA	244	55 444
	25				26	
Sam SMELT	290	55 364	12	Ebba GRANDIN	233	55 378
	23				24	
Max RENBERG	259	55 310	11	Brandon NILSSON	229	55 316
	21				22	
Marc LUPFER	220	55 240	10	Fazio FRANSSEN	230	55 243
	19				20	
Randy BERGLAS	258	55 185	9	Petr BEZEL	214	55 189
	17				18	
Antoine BARTHON	218	55 117	8	Lukasz BARTOSZUK	242	55 130
	15				16	
Petr FULIN	235	55 068	7	Luke VARLEY	279	55 078
	13				14	
Niklas TIIHONEN	239	55 037	6	Bas DE LAAT	207	55 042
	11				12	
Michael COOL	267	54 981	5	Pierce LEHANE	231	54 982
	9				10	
Jiri FORMAN	208	54 966	4	Jules COUSIN	264	54 967
	7				8	
Eva BENES	240	54 903	3	Oliver MYERS	270	54 915
	5				6	
Kyle FOWLIE	225	54 795	2	Lennert VAN BOGAERT	250	54 807
	3				4	
Connor JUPP	266	54 640	1	James SINGLETON	204	54 659
	1				2	

Pole Position

Clerk of the course Nigel Edwards:  
 Stewards (Chairman) Horst Seidel:

Scrutineer Paul Klaassen:  
 Timekeeping Ingrid/Meik Wagner:

Rotax Euro Challenge 2013  
 Class: Rotax Max Seniors  
 Date/Time: 2013-03-30 10:30

Track: Genk / Belgium  
 Heat: Race 2 Qualifying Heat 2 C+D  
 Laps: 10

Edition 1

	35	Group C	18		36	Group D
Antonio PICCIONI	273	DQ	17	Andrea ZEMIN	274	DQ
	33				34	
Boris KOLFF	285	55 971	16	Alberto LA GALA	251	55 991
	31				32	
Berat TURKER	245	55 832	15	Ameer HASSAN	277	55 837
	29				30	
Antoni PTAK	281	55 559	14	Andrey IATCENKO	224	55 577
	27				28	
Mark FERENCZ	282	55 480	13	Massimo ACETO	275	55 489
	25				26	
Sten Dorian PIIRIMAGI	237	55 381	12	Jeremie LESOUDIER	296	55 399
	23				24	
Mart SOO	289	55 321	11	Joey VAN SPLUNTER	283	55 325
	21				22	
Carlos PINTO	269	55 266	10	Henrique BAPTISTA	293	55 300
	19				20	
Sam SCHIPPERS	219	55 196	9	Shane DALY	278	55 213
	17				18	
Tadasuka MAKINO	280	55 146	8	Santeri KALLIO	272	55 164
	15				16	
Ludvig MORIN	255	55 083	7	Joel AFFOLTER	291	55 094
	13				14	
Eugene DENYSSEN	228	55 048	6	Antoine LEPESQUEUX	284	55 057
	11				12	
Jessica BACKMAN	226	54 987	5	Martin HENCKEL MORT	276	54 996
	9				10	
Jack WEPRIN	236	54 969	4	Edward BRAND	202	54 976
	7				8	
Aavo TALVAR	223	54 925	3	Bryan EERDEN	216	54 939
	5				6	
Jan JONCK	221	54 853	2	Charlie EASTWOOD	234	54 853
	3				4	
Philip MORIN	206	54 703	1	Kenny VERMEYLEN	253	54 731
	1				2	

Pole Position

Clerk of the course Nigel Edwards:  
 Stewards (Chairman) Horst Seidel:

Scrutineer Paul Klaassen:  
 Timekeeping Ingrid/Meik Wagner:

posted at: h

These results are provisional until the conclusion of any judicial and technical matters

printed 2013-03-29 15:54

Rotax Euro Challenge 2013  
 Class: Rotax Max Seniors  
 Date/Time: 2013-03-30 12:10

Track: Genk / Belgium  
 Heat: Race 7 Qualifying Heat 3 A+E  
 Laps: 10

Edition 1

	35	Group A	18		36
David RYCHTAR	246	56 335	17		
	33				34
Fabian ERLE	292	55 897	16	Anastasiya TYURINA	256
	31				32
Sergey MUNAREV	257	55 787	15	Cecile MARTINI	268
	29				30
Tobias HOLM	263	55 556	14	Alessandro TROMBELLI	249
	27				28
Juuso PYKALAINEN	248	55 411	13	James MACKEN	287
	25				26
Sam SMELT	290	55 364	12	Ryo HIROOKA	227
	23				24
Max RENBERG	259	55 310	11	Quentin GUERRA	232
	21				22
Marc LUPFER	220	55 240	10	Karol DABSKI	241
	19				20
Randy BERGLAS	258	55 185	9	Nicolas PICOT	262
	17				18
Antoine BARTHON	218	55 117	8	Charlie TURNER	260
	15				16
Petr FULIN	235	55 068	7	Oliver NORRIS	254
	13				14
Niklas TIIHONEN	239	55 037	6	Jack SAFFREY	238
	11				12
Michael COOL	267	54 981	5	Kenny MARQUES	265
	9				10
Jiri FORMAN	208	54 966	4	Frederick OP DE BEECK	243
	7				8
Eva BENES	240	54 903	3	Glenn VAN PARIJS	247
	5				6
Kyle FOWLIE	225	54 795	2	Maximilian WEINZIERL	217
	3				4
Connor JUPP	266	54 640	1	Harry WEBB	222
	1				

Pole Position

Clerk of the course Nigel Edwards:  
 Stewards (Chairman) Horst Seidel:

Scrutineer Paul Klaassen:  
 Timekeeping Ingrid/Meik Wagner:



Rotax Euro Challenge 2013  
 Class: Rotax Max Seniors  
 Date/Time: 2013-03-30 12:30

Track: Genk / Belgium  
 Heat: Race 8 Qualifying Heat 4 B+C  
 Laps: 10

Edition 1

	35	Group B	18		36	Group C
Kristian THORSEN	271	58 702	17	Antonio PICCIONI	273	DQ
	33	Group B	16	Boris KOLFF	285	55 971
Kamil JELEN	286	55 907	15	Berat TURKER	245	55 832
	31	Group B	14	Antoni PTAK	281	55 559
Noe MAGNUS	252	55 826	13	Mark FERENCZ	282	55 480
	29	Group B	12	Sten Dorian PIIRIMAGI	237	55 381
Tim SCHNEIDER	294	55 556	11	Mart SOO	289	55 321
	27	Group B	10	Carlos PINTO	269	55 266
Alfredo ZABALZA	244	55 444	9	Sam SCHIPPERS	219	55 196
	25	Group B	8	Tadasuka MAKINO	280	55 146
Ebba GRANDIN	233	55 378	7	Ludvig MORIN	255	55 083
	23	Group B	6	Eugene DENYSSSEN	228	55 048
Brandon NILSSON	229	55 316	5	Jessica BACKMAN	226	54 987
	21	Group B	4	Jack WEPRIN	236	54 969
Fazio FRANSSSEN	230	55 243	3	Aavo TALVAR	223	54 925
	19	Group B	2	Jan JONCK	221	54 853
Petr BEZEL	214	55 189	1	Philip MORIN	206	54 703
	17	Group B				
Lukasz BARTOSZUK	242	55 130				
	15	Group B				
Luke VARLEY	279	55 078				
	13	Group B				
Bas DE LAAT	207	55 042				
	11	Group B				
Pierce LEHANE	231	54 982				
	9	Group B				
Jules COUSIN	264	54 967				
	7	Group B				
Oliver MYERS	270	54 915				
	5	Group B				
Lennert VAN BOGAERT	250	54 807				
	3	Group B				
James SINGLETON	204	54 659				
	1	Group B				

Pole Position



Clerk of the course Nigel Edwards:  
 Stewards (Chairman) Horst Seidel:

Scrutineer Paul Klaassen:  
 Timekeeping Ingrid/Meik Wagner:

Rotax Euro Challenge 2013  
 Class: Rotax Max Seniors  
 Date/Time: 2013-03-30 13:20

Track: Genk / Belgium  
 Heat: Race 9 Qualifying Heat 5 D+E  
 Laps: 10

Edition 1

	35	Group D	18		36
Andrea ZEMIN	274	Group D DQ	17		
	33				34
Alberto LA GALA	251	Group D 55 991	16	Anastasiya TYURINA	256 Group E 56 214
	31				32
Ameer HASSAN	277	Group D 55 837	15	Cecile MARTINI	268 Group E 55 854
	29				30
Andrey IATCENKO	224	Group D 55 577	14	Alessandro TROMBELLI	249 Group E 55 584
	27				28
Massimo ACETO	275	Group D 55 489	13	James MACKEN	287 Group E 55 554
	25				26
Jeremie LESOUDIER	296	Group D 55 399	12	Ryo HIROOKA	227 Group E 55 403
	23				24
Joey VAN SPLUNTER	283	Group D 55 325	11	Quentin GUERRA	232 Group E 55 326
	21				22
Henrique BAPTISTA	293	Group D 55 300	10	Karol DABSKI	241 Group E 55 304
	19				20
Shane DALY	278	Group D 55 213	9	Nicolas PICOT	262 Group E 55 238
	17				18
Santeri KALLIO	272	Group D 55 164	8	Charlie TURNER	260 Group E 55 181
	15				16
Joel AFFOLTER	291	Group D 55 094	7	Oliver NORRIS	254 Group E 55 099
	13				14
Antoine LEPESQUEUX	284	Group D 55 057	6	Jack SAFFREY	238 Group E 55 065
	11				12
Martin HENCKEL MORT	276	Group D 54 996	5	Kenny MARQUES	265 Group E 55 027
	9				10
Edward BRAND	202	Group D 54 976	4	Frederick OP DE BEECK	243 Group E 54 979
	7				8
Bryan EERDEN	216	Group D 54 939	3	Glenn VAN PARIJS	247 Group E 54 951
	5				6
Charlie EASTWOOD	234	Group D 54 853	2	Maximilian WEINZIERL	217 Group E 54 887
	3				4
Kenny VERMEYLEN	253	Group D 54 731	1	Harry WEBB	222 Group E 54 793
	1				2

Pole Position

Clerk of the course Nigel Edwards:  
 Stewards (Chairman) Horst Seidel:

Scrutineer Paul Klaassen:  
 Timekeeping Ingrid/Meik Wagner:

Rotax Euro Challenge 2013  
 Class: Rotax Max Seniors  
 Date/Time: 2013-03-30 13:40

Track: Genk / Belgium  
 Heat: Race 10 Qualifying Heat 6 A+C  
 Laps: 10

Edition 1

	35	Group A	18		36	
David RYCHTAR	246	56 335	17	Antonio PICCIONI	273	Group C DQ
	33				34	
Fabian ERLE	292	55 897	16	Boris KOLFF	285	Group C 55 971
	31				32	
Sergey MUNAREV	257	55 787	15	Berat TURKER	245	Group C 55 832
	29				30	
Tobias HOLM	263	55 556	14	Antoni PTAK	281	Group C 55 559
	27				28	
Juuso PYKALAINEN	248	55 411	13	Mark FERENCZ	282	Group C 55 480
	25				26	
Sam SMELT	290	55 364	12	Sten Dorian PIIRIMAGI	237	Group C 55 381
	23				24	
Max RENBERG	259	55 310	11	Mart SOO	289	Group C 55 321
	21				22	
Marc LUPFER	220	55 240	10	Carlos PINTO	269	Group C 55 266
	19				20	
Randy BERGLAS	258	55 185	9	Sam SCHIPPERS	219	Group C 55 196
	17				18	
Antoine BARTHON	218	55 117	8	Tadasuka MAKINO	280	Group C 55 146
	15				16	
Petr FULIN	235	55 068	7	Ludvig MORIN	255	Group C 55 083
	13				14	
Niklas TIIHONEN	239	55 037	6	Eugene DENYSSSEN	228	Group C 55 048
	11				12	
Michael COOL	267	54 981	5	Jessica BACKMAN	226	Group C 54 987
	9				10	
Jiri FORMAN	208	54 966	4	Jack WEPRIN	236	Group C 54 969
	7				8	
Eva BENES	240	54 903	3	Aavo TALVAR	223	Group C 54 925
	5				6	
Kyle FOWLIE	225	54 795	2	Jan JONCK	221	Group C 54 853
	3				4	
Connor JUPP	266	54 640	1	Philip MORIN	206	Group C 54 703
	1				2	

Pole Position

Clerk of the course Nigel Edwards:  
 Stewards (Chairman) Horst Seidel:

Scrutineer Paul Klaassen:  
 Timekeeping Ingrid/Meik Wagner:

Rotax Euro Challenge 2013  
 Class: Rotax Max Seniors  
 Date/Time: 2013-03-30 15:20

Track: Genk / Belgium  
 Heat: Race 15 Qualifying Heat 7 B+E  
 Laps: 10

Edition 1

	35	Group B	18		36
Kristian THORSEN	271	58 702	17		
	33				34
Kamil JELEN	286	55 907	16	Anastasiya TYURINA	256
	31				32
Noe MAGNUS	252	55 826	15	Cecile MARTINI	268
	29				30
Tim SCHNEIDER	294	55 556	14	Alessandro TROMBELLI	249
	27				28
Alfredo ZABALZA	244	55 444	13	James MACKEN	287
	25				26
Ebba GRANDIN	233	55 378	12	Ryo HIROOKA	227
	23				24
Brandon NILSSON	229	55 316	11	Quentin GUERRA	232
	21				22
Fazio FRANSSSEN	230	55 243	10	Karol DABSKI	241
	19				20
Petr BEZEL	214	55 189	9	Nicolas PICOT	262
	17				18
Lukasz BARTOSZUK	242	55 130	8	Charlie TURNER	260
	15				16
Luke VARLEY	279	55 078	7	Oliver NORRIS	254
	13				14
Bas DE LAAT	207	55 042	6	Jack SAFFREY	238
	11				12
Pierce LEHANE	231	54 982	5	Kenny MARQUES	265
	9				10
Jules COUSIN	264	54 967	4	Frederick OP DE BEECK	243
	7				8
Oliver MYERS	270	54 915	3	Glenn VAN PARIJS	247
	5				6
Lennert VAN BOGAERT	250	54 807	2	Maximilian WEINZIERL	217
	3				4
James SINGLETON	204	54 659	1	Harry WEBB	222
	1				2

Pole Position

Clerk of the course Nigel Edwards:  
 Stewards (Chairman) Horst Seidel:

Scrutineer Paul Klaassen:  
 Timekeeping Ingrid/Meik Wagner:

Rotax Euro Challenge 2013  
 Class: Rotax Max Seniors  
 Date/Time: 2013-03-30 15:40

Track: Genk / Belgium  
 Heat: Race 16 Qualifying Heat 8 A+D  
 Laps: 10

Edition 1

	35	Group A	18		36	Group D
David RYCHTAR	246	56 335	17	Andrea ZEMIN	274	DQ
	33	Group A			34	Group D
Fabian ERLE	292	55 897	16	Alberto LA GALA	251	55 991
	31	Group A			32	Group D
Sergey MUNAREV	257	55 787	15	Ameer HASSAN	277	55 837
	29	Group A			30	Group D
Tobias HOLM	263	55 556	14	Andrey IATCENKO	224	55 577
	27	Group A			28	Group D
Juuso PYKALAINEN	248	55 411	13	Massimo ACETO	275	55 489
	25	Group A			26	Group D
Sam SMELT	290	55 364	12	Jeremie LESOUDIER	296	55 399
	23	Group A			24	Group D
Max RENBERG	259	55 310	11	Joey VAN SPLUNTER	283	55 325
	21	Group A			22	Group D
Marc LUPFER	220	55 240	10	Henrique BAPTISTA	293	55 300
	19	Group A			20	Group D
Randy BERGLAS	258	55 185	9	Shane DALY	278	55 213
	17	Group A			18	Group D
Antoine BARTHON	218	55 117	8	Santeri KALLIO	272	55 164
	15	Group A			16	Group D
Petr FULIN	235	55 068	7	Joel AFFOLTER	291	55 094
	13	Group A			14	Group D
Niklas TIIHONEN	239	55 037	6	Antoine LEPESQUEUX	284	55 057
	11	Group A			12	Group D
Michael COOL	267	54 981	5	Martin HENCKEL MORT	276	54 996
	9	Group A			10	Group D
Jiri FORMAN	208	54 966	4	Edward BRAND	202	54 976
	7	Group A			8	Group D
Eva BENES	240	54 903	3	Bryan EERDEN	216	54 939
	5	Group A			6	Group D
Kyle FOWLIE	225	54 795	2	Charlie EASTWOOD	234	54 853
	3	Group A			4	Group D
Connor JUPP	266	54 640	1	Kenny VERMEYLEN	253	54 731
	1	Group A			2	Group D

Pole Position

Clerk of the course Nigel Edwards:  
 Stewards (Chairman) Horst Seidel:

Scrutineer Paul Klaassen:  
 Timekeeping Ingrid/Meik Wagner:

Rotax Euro Challenge 2013  
 Class: Rotax Max Seniors  
 Date/Time: 2013-03-30 17:00

Track: Genk / Belgium  
 Heat: Race 19 Qualifying Heat 9 C+E  
 Laps: 10

Edition 1

	35	Group C	18		36	
Antonio PICCIONI	273	DQ	17			
	33				34	
Boris KOLFF	285	55 971	16	Anastasiya TYURINA	256	56 214
	31				32	
Berat TURKER	245	55 832	15	Cecile MARTINI	268	55 854
	29				30	
Antoni PTAK	281	55 559	14	Alessandro TROMBELLI	249	55 584
	27				28	
Mark FERENCZ	282	55 480	13	James MACKEN	287	55 554
	25				26	
Sten Dorian PIIRIMAGI	237	55 381	12	Ryo HIROOKA	227	55 403
	23				24	
Mart SOO	289	55 321	11	Quentin GUERRA	232	55 326
	21				22	
Carlos PINTO	269	55 266	10	Karol DABSKI	241	55 304
	19				20	
Sam SCHIPPERS	219	55 196	9	Nicolas PICOT	262	55 238
	17				18	
Tadasuka MAKINO	280	55 146	8	Charlie TURNER	260	55 181
	15				16	
Ludvig MORIN	255	55 083	7	Oliver NORRIS	254	55 099
	13				14	
Eugene DENYSSEN	228	55 048	6	Jack SAFFREY	238	55 065
	11				12	
Jessica BACKMAN	226	54 987	5	Kenny MARQUES	265	55 027
	9				10	
Jack WEPRIN	236	54 969	4	Frederick OP DE BEECK	243	54 979
	7				8	
Aavo TALVAR	223	54 925	3	Glenn VAN PARIJS	247	54 951
	5				6	
Jan JONCK	221	54 853	2	Maximilian WEINZIERL	217	54 887
	3				4	
Philip MORIN	206	54 703	1	Harry WEBB	222	54 793
	1				2	

Pole Position

Clerk of the course Nigel Edwards:  
 Stewards (Chairman) Horst Seidel:

Scrutineer Paul Klaassen:  
 Timekeeping Ingrid/Meik Wagner:

Rotax Euro Challenge 2013  
 Class: Rotax Max Seniors  
 Date/Time: 2013-03-30 17:20

Track: Genk / Belgium  
 Heat: Race 20 Qualifying Heat 10 B+D  
 Laps: 10

Edition 1

	35	Group B	18		36	Group D
Kristian THORSEN	271	58 702	17	Andrea ZEMIN	274	DQ
	33	Group B	16	Alberto LA GALA	251	55 991
Kamil JELEN	286	55 907	15	Ameer HASSAN	277	55 837
	31	Group B	14	Andrey IATCENKO	224	55 577
Noe MAGNUS	252	55 826	13	Massimo ACETO	275	55 489
	29	Group B	12	Jeremie LESOUDIER	296	55 399
Tim SCHNEIDER	294	55 556	11	Joey VAN SPLUNTER	283	55 325
	27	Group B	10	Henrique BAPTISTA	293	55 300
Alfredo ZABALZA	244	55 444	9	Shane DALY	278	55 213
	25	Group B	8	Santeri KALLIO	272	55 164
Ebba GRANDIN	233	55 378	7	Joel AFFOLTER	291	55 094
	23	Group B	6	Antoine LEPESQUEUX	284	55 057
Brandon NILSSON	229	55 316	5	Martin HENCKEL MORT	276	54 996
	21	Group B	4	Edward BRAND	202	54 976
Fazio FRANSSSEN	230	55 243	3	Bryan EERDEN	216	54 939
	19	Group B	2	Charlie EASTWOOD	234	54 853
Petr BEZEL	214	55 189	1	Kenny VERMEYLEN	253	54 731
	17	Group B				
Lukasz BARTOSZUK	242	55 130				
	15	Group B				
Luke VARLEY	279	55 078				
	13	Group B				
Bas DE LAAT	207	55 042				
	11	Group B				
Pierce LEHANE	231	54 982				
	9	Group B				
Jules COUSIN	264	54 967				
	7	Group B				
Oliver MYERS	270	54 915				
	5	Group B				
Lennert VAN BOGAERT	250	54 807				
	3	Group B				
James SINGLETON	204	54 659				
	1	Group B				

Pole Position

Clerk of the course Nigel Edwards:  
 Stewards (Chairman) Horst Seidel:

Scrutineer Paul Klaassen:  
 Timekeeping Ingrid/Meik Wagner:



# Rotax Euro Challenge 2013 Genk / Belgium

Rotax Seniors

Genk / Belgium 1,360 Km

Warm up Even Numbers

2013-03-30 09:00

Practice (5:00 Time) started at 9:00:00

Pos	No.	Name	Nat.	Chassis	Race Team	Laps	Best Tm	Diff	Gap	In Lap	km/h
1	222	Harry WEBB	GBR	Tonykart	Strawberry Racing	5	55.417			5	88,348
2	204	James SINGLETON	GBR	OTK	Coles Racing	5	55.424	0.007	0.007	5	88,337
3	240	Eva BENES	FRA	Kosmic	PKS	5	55.476	0.059	0.052	5	88,254
4	206	Philip MORIN	SWE	Alonso	Dan Holland Racing	5	55.543	0.126	0.067	5	88,148
5	266	Connor JUPP	GBR	Alonso	Dan Holland Racing	5	55.553	0.136	0.010	5	88,132
6	226	Jessica BACKMAN	SWE	Tonykart	Strawberry Racing	5	55.626	0.209	0.073	5	88,016
7	254	Oliver NORRIS	GBR	Tonykart	RL Racing Dept UK Ltd	5	55.629	0.212	0.003	5	88,012
8	202	Edward BRAND	GBR	Intrepid	Intrepid Driver Program	5	55.665	0.248	0.036	5	87,955
9	270	Oliver MYERS	GBR	Tonykart	Coles Racing	5	55.667	0.250	0.002	5	87,952
10	262	Nicolas PICOT	FRA	Sodi	Kart Pro Racing	5	55.687	0.270	0.020	5	87,920
11	234	Charlie EASTWOOD	IRL	Tonykart	Strawberry Racing	5	55.695	0.278	0.008	5	87,907
12	228	Eugene DENYSSEN	ZAF	Alonso	Dan Holland Racing	5	55.720	0.303	0.025	5	87,868
13	278	Shane DALY	GBR	Kosmic	Paul Carr Racing	5	55.773	0.356	0.053	5	87,784
14	208	Jiri FORMAN	CZE	Formula K	Protrain Racing	5	55.786	0.369	0.013	5	87,764
15	250	Lennert VAN BOGAERT	BEL	Sodi	Win Max Team	5	55.816	0.399	0.030	3	87,717
16	264	Jules COUSIN	FRA	FA Kart	DSS Kart	5	55.828	0.411	0.012	5	87,698
17	276	Martin HENCKEL MORTEN	DNK	Tonykart	RS Competition	5	55.855	0.438	0.027	5	87,656
18	218	Antoine BARTHON	FRA	Intrepid	Intrepid Driver Program	5	55.856	0.439	0.001	5	87,654
19	216	Bryan EERDEN	NLD	Gillard	PDB Kart Racing	5	55.891	0.474	0.035	5	87,599
20	236	Jack WEPRIN	USA	Alonso	Dan Holland Racing	5	55.915	0.498	0.024	5	87,561
21	214	Petr BEZEL	CZE	MS Kart	MS Kart Racing Team	5	55.919	0.502	0.004	5	87,555
22	284	Antoine LEPESQUEUX	FRA	Sodi	Winmax Team	5	55.934	0.517	0.015	5	87,532
23	280	Tadasuka MAKINO	JPN	Birel	KMS Hungary	5	55.980	0.563	0.046	5	87,460
24	296	Jeremie LESOUDIER	FRA	FA	DSS	5	55.995	0.578	0.015	5	87,436
25	290	Sam SMELT	GBR	Tonykart	Paul Carr Racing	5	55.999	0.582	0.004	5	87,430
26	258	Randy BERGLAS	CHE	Zanardi	Scheppers	5	56.015	0.598	0.016	5	87,405
27	282	Mark FERENCZ	HUN	DR	VPDR	5	56.039	0.622	0.024	5	87,368
28	272	Santeri KALLIO	FIN	Formula K	FK Racing Team AB Ltd	5	56.075	0.658	0.036	5	87,312
29	230	Fazio FRANSSSEN	NLD	CRG	CRG Holland	5	56.075	0.658		5	87,312
30	248	Juuso PYKALAINEN	FIN	Tonykart	MPT Racing	5	56.089	0.672	0.014	5	87,290
31	260	Charlie TURNER	GBR	Tonykart	Coles Racing	5	56.210	0.793	0.121	5	87,102
32	220	Marc LUPFER	DEU	Tonykart	KSW Racing	5	56.224	0.807	0.014	5	87,080
33	232	Quentin GUERRA	FRA	FA Kart	RM Concept	5	56.231	0.814	0.007	4	87,069
34	268	Cecile MARTINI	FRA	Sodikart	Martini Racing	5	56.412	0.995	0.181	5	86,790
35	292	Fabian ERLE	DEU	Maranello	Nees Racing	5	56.641	1.224	0.229	5	86,439
36	238	Jack SAFFREY	GBR	Formula K	Formula K UK	5	56.698	1.281	0.057	5	86,352
37	294	Tim SCHNEIDER	DEU	Energy	Jedi Racing Team	5	56.754	1.337	0.056	5	86,267
38	244	Alfredo ZABALZA	MEX	Kosmic	Paul Carr Racing	5	56.932	1.515	0.178	5	85,997
39	252	Noe MAGNUS	BEL	Formula K	SFP Racing	5	57.203	1.786	0.271	5	85,590
40	224	Andrey IATCENKO	RUS	OK1	Talvar Racing	5	58.069	2.652	0.866	5	84,313
41	256	Anastasiya TYURINA	RUS	Tonykart	Nikita Team	5	58.150	2.733	0.081	5	84,196
42	286	Kamil JELEN	POL	Maranello	Wyrzykowski M/Sport	3	1:00.054	4.637	1.904	2	81,527
43	246	David RYCHTAR	CZE	Birel	Gregor Racing	1	1:10.330	14.913	10.276	1	69,615





Rotax Euro Challenge 2013 Genk / Belgium

Rotax Seniors Genk / Belgium 1,360 Km  
 Warm up Even Numbers 2013-03-30 09:00  
 Practice (5:00 Time) started at 9:00:00

Pos	No.	Name	Nat.	Chassis	Race Team	Laps	Best Tm	Diff	Gap In Lap	km/h
44	242	Lukasz BARTOSZUK	POL	Tonykart	Wyrzykowski M/Sport				0	-

Timekeeping Ingrid and Meik Wagner:  Clerk of the course Nigel Edwards:

Steward (Chairman) Horst Seidel: Chief Scrutineer Paul Klaassen: [www.mylaps.com](http://www.mylaps.com)







# Rotax Euro Challenge 2013 Genk / Belgium

Rotax Seniors

Genk / Belgium 1,360 Km

Warm up Even Numbers

2013-03-30 09:00

Practice (5:00 Time) started at 9:00:00

Lap	Time of Day	Lap Tm	Diff	S1 Tm	S2 Tm	S3 Tm	Lap	Time of Day	Lap Tm	Diff	S1 Tm	S2 Tm	S3 Tm
4	9:04:30.601	57.703	+0.771	<b>22.911</b>	17.384	17.408							
5	9:05:27.533	<b>56.932</b>		23.011	<b>16.755</b>	<b>17.166</b>							

(252) Noe MAGNUS

1	9:01:30.670	1:10.101	+12.898	30.575	20.938	18.588
2	9:02:31.787	1:01.117	+3.914	24.133	18.745	18.239
3	9:03:52.148	1:20.361	+23.158	24.785	37.478	18.098
4	9:04:50.346	58.198	+0.995	23.689	17.252	17.257
5	9:05:47.549	<b>57.203</b>		<b>23.059</b>	<b>16.983</b>	<b>17.161</b>

(224) Andrey IATCENKO

1	9:01:32.346	1:10.431	+12.362	30.851	19.947	19.633
2	9:02:31.588	59.242	+1.173	24.000	17.782	17.460
3	9:03:30.282	58.694	+0.625	24.187	17.360	17.147
4	9:04:30.512	1:00.230	+2.161	24.608	18.016	17.606
5	9:05:28.581	<b>58.069</b>		<b>23.959</b>	<b>17.099</b>	<b>17.011</b>

(256) Anastasiya TYURINA

1	9:01:28.610	1:12.320	+14.170	32.594	20.517	19.209
2	9:02:30.032	1:01.422	+3.272	25.617	18.131	17.674
3	9:03:29.998	59.966	+1.816	<b>23.595</b>	18.560	17.811
4	9:04:31.151	1:01.153	+3.003	24.382	17.712	19.059
5	9:05:29.301	<b>58.150</b>		23.716	<b>17.255</b>	<b>17.179</b>

(286) Kamil JELEN

1	9:01:30.914	1:09.662	+9.608	30.731	20.224	18.707
2	9:02:30.968	<b>1:00.054</b>		24.098	18.185	<b>17.771</b>
3	9:03:33.126	1:02.158	+2.104	<b>23.975</b>	<b>17.435</b>	20.748

(246) David RYCHTAR

1	9:01:29.815	<b>1:10.330</b>		30.581	20.914	<b>18.835</b>
---	-------------	-----------------	--	--------	--------	---------------

Timekeeping Ingrid and Meik Wagner:

Clerk of the course Nigel Edwards:

Steward (Chairman) Horst Seidel:

Chief Scrutineer Paul Klaassen:

www.mylaps.com  
Licensed to: Motorsport Events



# Rotax Euro Challenge 2013 Genk / Belgium

Rotax Seniors

Genk / Belgium 1,360 Km

Warm up Odd Numbers

2013-03-30 09:10

Practice (5:00 Time) started at 9:10:00

Pos	No.	Name	Nat.	Chassis	Race Team	Laps	Best Tm	Diff	Gap In Lap	km/h
1	219	Sam SCHIPPERS	NLD	FA Kart	Team TKP	5	55.440		5	88,312
2	223	Aavo TALVAR	EST	Tonykart	Talvar Racing	5	55.442	0.002	0.002	5 88,309
3	207	Bas DE LAAT	NLD	Gillard	PDB Kart Racing	5	55.476	0.036	0.034	5 88,254
4	253	Kenny VERMEYLEN	BEL	Tecno	Tecno Kart Racing	5	55.517	0.077	0.041	5 88,189
5	267	Michael COOL	BEL	Tonykart	Bouvin Power	5	55.552	0.112	0.035	5 88,134
6	225	Kyle FOWLIE	GBR	Tonykart	Strawberry Racing	5	55.599	0.159	0.047	5 88,059
7	247	Glenn VAN PARIJS	BEL	Tonykart	Bouvin Power/Raw Racing	5	55.607	0.167	0.008	5 88,046
8	231	Pierce LEHANE	AUS	Alonso	Dan Holland Racing	5	55.625	0.185	0.018	5 88,018
9	271	Kristian THORSEN	DNK	Tonykart	RS Competition	5	55.636	0.196	0.011	5 88,001
10	255	Ludvig MORIN	SWE	Kosmic	Paul Carr Racing	5	55.687	0.247	0.051	4 87,920
11	279	Luke VARLEY	GBR	Birel	KMS Hungary	5	55.687	0.247		5 87,920
12	265	Kenny MARQUES	FRA	FA Kart	DSS Kart	5	55.761	0.321	0.074	4 87,803
13	221	Jan JONCK	DNK	Tonykart	RS Competition	5	55.768	0.328	0.007	5 87,792
14	217	Maximilian WEINZIERL	AUT	Alonso	Dan Holland Racing	5	55.804	0.364	0.036	5 87,736
15	263	Tobias HOLM	DNK	Tonykart	RS Competition	5	55.809	0.369	0.005	5 87,728
16	293	Henrique BAPTISTA	PRT	Kosmic	Paul Carr Racing	5	55.836	0.396	0.027	5 87,685
17	241	Karol DABSKI	POL	Praga	Praga Racing	5	55.869	0.429	0.033	5 87,634
18	229	Brandon NILSSON	SWE	Expirit	Brandon Racing	5	55.880	0.440	0.011	5 87,616
19	239	Niklas TIIHONEN	FIN	Formula K	FK Racing Team AB Ltd	5	55.922	0.482	0.042	4 87,551
20	243	Frederick OP DE BEECK	BEL	Gillard	DFK Racing Team	5	55.930	0.490	0.008	4 87,538
21	237	Sten Dorian PIIRIMAGI	EST	Tonykart	Aix Racing Team	5	55.970	0.530	0.040	4 87,475
22	249	Alessandro TROMBELLI	ITA	Formula K	FK Racing Team AB Ltd	5	55.972	0.532	0.002	5 87,472
23	287	James MACKEN	AUS	Birel	KMS Hungary	5	55.984	0.544	0.012	4 87,454
24	283	Joey VAN SPLUNTEREN	NLD	DR	VPDR	5	56.014	0.574	0.030	5 87,407
25	227	Ryo HIROOKA	JPN	Intrepid	Intrepid Driver Program	5	56.024	0.584	0.010	4 87,391
26	285	Boris KOLFF	NLD	FA	Team TKP	5	56.065	0.625	0.041	5 87,327
27	291	Joel AFFOLTER	NLD	Praga	Josh Hart Racing	5	56.168	0.728	0.103	5 87,167
28	233	Ebba GRANDIN	SWE	Kosmic	TBA	5	56.170	0.730	0.002	5 87,164
29	245	Berat TURKER	TUR	Formula K	Formula K UK	5	56.280	0.840	0.110	5 86,994
30	289	Mart SOO	EST	Tonykart	Aix Racing Team	5	56.287	0.847	0.007	4 86,983
31	269	Carlos PINTO	PRT	Praga	QZ Racing Team	5	56.351	0.911	0.064	4 86,884
32	235	Petr FULIN	CZE	OK1	OK1 Racing Team	5	56.388	0.948	0.037	4 86,827
33	277	Ameer HASSAN	ARE	FA Kart	Team TKP	5	56.407	0.967	0.019	5 86,798
34	259	Max RENBERG	SWE	Tonykart	Renbergs Racing	5	56.437	0.997	0.030	3 86,752
35	281	Antoni PTAK	USA	Birel	KMS Hungary	5	56.692	1.252	0.255	5 86,361
36	251	Alberto LA GALA	ITA	Formula K	FK Racing Team AB Ltd	5	56.940	1.500	0.248	5 85,985
37	257	Sergey MUNAREV	RUS	OK1	Talvar Racing	5	57.150	1.710	0.210	4 85,669







# Rotax Euro Challenge 2013 Genk / Belgium

Rotax Seniors

Genk / Belgium 1,360 Km

RACE 1 Qualifying Heat 1 A-B **-NEW-**

2013-03-30 10:10

Race (10 Laps) started at 10:13:24

Pos	No.	Name	Nat.	Chassis	Race Team	Laps	Total Tm	Diff	Best Tm	In Lap	km/h	Points
1	204	James SINGLETON	GBR	OTK	Coles Racing	10	9:20.461		55.035	5	88,962	0
2	266	Connor JUPP	GBR	Alonso	Dan Holland Racing	10	9:21.209	0.748	55.496	4	88,223	2
3	231	Pierce LEHANE	AUS	Alonso	Dan Holland Racing	10	9:21.243	0.782	55.277	7	88,572	3
4	250	Lennert VAN BOGAERT	BEL	Sodi	Win Max Team	10	9:21.345	0.884	55.425	4	88,336	4
5	208	Jiri FORMAN	CZE	Formula K	Protrain Racing	10	9:22.304	1.843	55.415	7	88,352	5
6	267	Michael COOL	BEL	Tonykart	Bouvin Power	10	9:22.450	1.989	55.413	6	88,355	6
7	270	Oliver MYERS	GBR	Tonykart	Coles Racing	10	9:22.509	2.048	55.247	8	88,620	7
8	279	Luke VARLEY	GBR	Birel	KMS Hungary	10	9:24.405	3.944	55.608	7	88,045	8
9	225	Kyle FOWLIE	GBR	Tonykart	Strawberry Racing	10	9:24.452	3.991	55.345	9	88,463	9
10	239	Niklas TIIHONEN	FIN	Formula K	FK Racing Team AB Ltd	10	9:25.418	4.957	55.298	4	88,538	10
11	264	Jules COUSIN	FRA	FA Kart	DSS Kart	10	9:26.991	6.530	55.340	7	88,471	11
12	207	Bas DE LAAT	NLD	Gillard	PDB Kart Racing	10	9:27.323	6.862	55.298	5	88,538	12
13	218	Antoine BARTHON	FRA	Intrepid	Intrepid Driver Program	10	9:27.569	7.108	55.313	5	88,514	13
14	214	Petr BEZEL	CZE	MS Kart	MS Kart Racing Team	10	9:28.161	7.700	55.479	9	88,250	14
15	259	Max RENBERG	SWE	Tonykart	Renbergs Racing	10	9:28.161	7.700	55.440	5	88,312	15
16	235	Petr FULIN	CZE	OK1	OK1 Racing Team	10	9:28.704	8.243	55.565	9	88,113	16
17	271	Kristian THORSEN	DNK	Tonykart	RS Competition	10	9:30.267	9.806	55.302	6	88,532	17
18	233	Ebba GRANDIN	SWE	Kosmic	TBA	10	9:30.575	10.114	55.754	7	87,814	18
19	248	Juuso PYKALAINEN	FIN	Tonykart	MPT Racing	10	9:30.861	10.400	55.552	5	88,134	19
20	240	Eva BENES	FRA	Kosmic	PKS	10	9:31.737	11.276	55.331	5	88,486	20
21	258	Randy BERGLAS	CHE	Zanardi	Scheppers	10	9:31.811	11.350	55.740	6	87,836	21
22	230	Fazio FRANSSSEN	NLD	CRG	CRG Holland	10	9:37.413	16.952	55.906	9	87,576	22
23	263	Tobias HOLM	DNK	Tonykart	RS Competition	10	9:37.503	17.042	55.801	4	87,740	23
24	292	Fabian ERLE	DEU	Maranello	Nees Racing	10	9:39.201	18.740	56.052	4	87,347	24
25	220	Marc LUPFER	DEU	Tonykart	KSW Racing	10	9:39.265	18.804	55.993	9	87,440	25
26	252	Noe MAGNUS	BEL	Formula K	SFP Racing	10	9:39.375	18.914	56.250	9	87,040	26
27	229	Brandon NILSSON	SWE	Expirit	Brandon Racing	10	9:40.272	19.811	56.091	9	87,287	27
28	294	Tim SCHNEIDER	DEU	Energy	Jedi Racing Team	10	9:40.682	20.221	56.227	9	87,076	28
29	246	David RYCHTAR	CZE	Birel	Gregor Racing	10	9:42.593	22.132	56.511	4	86,638	29
30	286	Kamil JELEN	POL	Maranello	Wyrzykowski M/Sport	10	9:43.004	22.543	56.391	4	86,822	30
31	290	Sam SMELT	GBR	Tonykart	Paul Carr Racing	10	10:01.698	41.237	56.124	4	87,235	31
32	244	Alfredo ZABALZA	MEX	Kosmic	Paul Carr Racing	10	10:12.041	51.580	55.820	3	87,710	32
33	257	Sergey MUNAREV	RUS	OK1	Talvar Racing	4	4:01.689	6 Laps	56.839	4	86,138	33
34	242	Lukasz BARTOSZUK	POL	Tonykart	Wyrzykowski M/Sport		0.861	10 Laps		0	-	34

## Announcements

These results are provisional until the conclusion of any judicial and technical matters

No. 271 warning board

Started: 34 Classified: 34 Not classified: 0

No. 244 time penalty 10 sec / reason unfair driving

Margin of Victory	Ø km/h	Best Lap Tm	km/h	Best Lap by
0.748	87,357	55.035	88,962	204 - James SINGLETON

Official Timing [www.camp-company.de](http://www.camp-company.de) / [www.motorsport-events.se](http://www.motorsport-events.se)

Orbits

Timekeeping Ingrid and Meik Wagner:

Clerk of the course Nigel Edwards:

[www.mylaps.com](http://www.mylaps.com)

Steward (Chairman) Horst Seidel:

Chief Scrutineer Paul Klaassen:

Licensed to: Motorsport Events

Printed: 2013-03-30 11:55:56

posted at:

h









Rotax Euro Challenge 2013 Genk / Belgium

Rotax Seniors

Genk / Belgium 1,360 Km

RACE 1 Qualifying Heat 1 A-B

2013-03-30 10:10

Race (10 Laps) started at 10:13:24

Table with columns: Lap, Time of Day, Lap Tm, Diff, S1 Tm, S2 Tm, S3 Tm. Rows include driver names like Tobias HOLM, Fabian ERLE, Marc LUPFER, Noe MAGNUS, Brandon NILSSON, Tim SCHNEIDER, David RYCHTAR, Kamil JELEN, Sam SMELT, Alfredo ZABALZA, and Sergey MUNAREV.



# Rotax Euro Challenge 2013 Genk / Belgium

Rotax Seniors Genk / Belgium 1,360 Km

RACE 2 Qualifying Heat 2 C-D **-NEW-** 2013-03-30 10:30

Race (10 Laps) started at 10:32:56


Pos	No.	Name	Nat.	Chassis	Race Team	Laps	Total Tm	Diff	Best Tm	In Lap	km/h	Points
1	206	Philip MORIN	SWE	Alonso	Dan Holland Racing	10	9:18.801		55.390	7	88,391	0
2	234	Charlie EASTWOOD	IRL	Tonykart	Strawberry Racing	10	9:20.916	2.115	55.478	9	88,251	2
3	202	Edward BRAND	GBR	Intrepid	Intrepid Driver Program	10	9:21.062	2.261	55.403	6	88,371	3
4	276	Martin HENCKEL MORTENS	DNK	Tonykart	RS Competition	10	9:22.089	3.288	55.471	7	88,262	4
5	221	Jan JONCK	DNK	Tonykart	RS Competition	10	9:23.869	5.068	55.476	5	88,254	5
6	228	Eugene DENYSSEN	ZAF	Alonso	Dan Holland Racing	10	9:23.939	5.138	55.566	7	88,111	6
7	223	Aavo TALVAR	EST	Tonykart	Talvar Racing	10	9:24.355	5.554	55.596	7	88,064	7
8	236	Jack WEPRIN	USA	Alonso	Dan Holland Racing	10	9:24.834	6.033	55.545	10	88,145	8
9	216	Bryan EERDEN	NLD	Gillard	PDB Kart Racing	10	9:25.563	6.762	55.656	7	87,969	9
10	280	Tadasuka MAKINO	JPN	Birel	KMS Hungary	10	9:26.876	8.075	55.765	8	87,797	10
11	283	Joey VAN SPLUNTEREN	NLD	DR	VPDR	10	9:27.063	8.262	55.711	4	87,882	11
12	291	Joel AFFOLTER	NLD	Praga	Josh Hart Racing	10	9:27.162	8.361	55.732	9	87,849	12
13	226	Jessica BACKMAN	SWE	Tonykart	Strawberry Racing	10	9:30.463	11.662	55.675	5	87,939	13
14	281	Antoni PTAK	USA	Birel	KMS Hungary	10	9:31.778	12.977	56.300	4	86,963	14
15	237	Sten Dorian PIIRIMAGI	EST	Tonykart	Aix Racing Team	10	9:32.116	13.315	55.875	4	87,624	15
16	278	Shane DALY	GBR	Kosmic	Paul Carr Racing	10	9:33.930	15.129	55.682	7	87,928	16
17	293	Henrique BAPTISTA	PRT	Kosmic	Paul Carr Racing	10	9:34.432	15.631	55.800	6	87,742	17
18	296	Jeremie LESOUDIER	FRA	FA	DSS	10	9:34.591	15.790	55.810	7	87,726	18
19	284	Antoine LEPESQUEUX	FRA	Sodi	Winmax Team	10	9:34.945	16.144	55.845	5	87,671	19
20	285	Boris KOLFF	NLD	FA	Team TKP	10	9:35.772	16.971	56.080	6	87,304	20
21	255	Ludvig MORIN	SWE	Kosmic	Paul Carr Racing	10	9:36.079	17.278	55.804	3	87,736	21
22	272	Santeri KALLIO	FIN	Formula K	FK Racing Team AB Ltd	10	9:38.080	19.279	55.627	4	88,015	22
23	282	Mark FERENCZ	HUN	DR	VPDR	10	9:38.100	19.299	56.302	4	86,960	23
24	224	Andrey IATCENKO	RUS	OK1	Talvar Racing	10	9:38.379	19.578	56.194	7	87,127	24
25	289	Mart SOO	EST	Tonykart	Aix Racing Team	10	9:38.885	20.084	56.088	7	87,291	25
26	269	Carlos PINTO	PRT	Praga	OZ Racing Team	10	9:39.508	20.707	56.041	8	87,365	26
27	251	Alberto LA GALA	ITA	Formula K	FK Racing Team AB Ltd	10	9:39.519	20.718	56.251	9	87,038	27
28	277	Ameer HASSAN	ARE	FA Kart	Team TKP	10	9:44.068	25.267	55.959	7	87,493	28
29	245	Berat TURKER	TUR	Formula K	Formula K UK	10	9:47.322	28.521	56.974	6	85,934	29
30	219	Sam SCHIPPERS	NLD	FA Kart	Team TKP	10	9:48.909	30.108	55.690	8	87,915	30

Not classified

DNS	275	Massimo ACETO	ITA	Righetti Ridolf	Gold Kart Racing Team			DNS		0	-	35
DNS	273	Antonio PICCIONI	ITA	Righetti Ridolf	Gold Kart Racing Team			DNS		0	-	35
DNS	274	Andrea ZEMIN	ITA	Righetti Ridolf	Gold Kart Racing Team			DNS		0	-	35
DQ	253	Kenny VERMEYLEN	BEL	Tecno	Tecno Kart Racing	10	9:21.111	DQ	55.366	4	88,430	36

**Announcements**  
 These results are provisional until the conclusion of any judicial and technical matters  
 No. 237 warning board  
 Started: 31 Classified: 30 Not classified: 1  
 No. 253 excluded from Heat C-D / reason technical non conformity

Margin of Victory	Ø km/h	Best Lap Tm	km/h	Best Lap by
2.115	87,616	55.390	88,391	206 - Philip MORIN

Timekeeping Ingrid and Meik Wagner:  Clerk of the course Nigel Edwards: [www.mylaps.com](http://www.mylaps.com)  
 Steward (Chairman) Horst Seidel: Chief Scrutineer Paul Klaassen: Licensed to: Motorsport Events  
 Printed: 2013-03-30 12:08:32 posted at: h









# Rotax Euro Challenge 2013 Genk / Belgium

Rotax Seniors

Genk / Belgium 1,360 Km

RACE 7 Qualifying Heat 3 A-E **-NEW-**

2013-03-30 12:10

Race (10 Laps) started at 12:13:10

Pos	No.	Name	Nat.	Chassis	Race Team	Laps	Total Tm	Diff	Best Tm	In Lap	km/h	Points
1	222	Harry WEBB	GBR	Tonykart	Strawberry Racing	10	9:24.747		55.640	7	87,994	0
2	225	Kyle FOWLIE	GBR	Tonykart	Strawberry Racing	10	9:25.262	0.515	55.636	9	88,001	2
3	208	Jiri FORMAN	CZE	Formula K	Protrain Racing	10	9:25.324	0.577	55.803	8	87,737	3
4	266	Connor JUPP	GBR	Alonso	Dan Holland Racing	10	9:25.485	0.738	55.629	5	88,012	4
5	267	Michael COOL	BEL	Tonykart	Bouvin Power	10	9:26.570	1.823	55.905	8	87,577	5
6	254	Oliver NORRIS	GBR	Tonykart	RL Racing Dept UK Ltd	10	9:29.011	4.264	55.844	6	87,673	6
7	260	Charlie TURNER	GBR	Tonykart	Coles Racing	10	9:29.181	4.434	56.049	3	87,352	7
8	217	Maximilian WEINZIERL	AUT	Alonso	Dan Holland Racing	10	9:29.510	4.763	55.847	6	87,668	8
9	241	Karol DABSKI	POL	Praga	Praga Racing	10	9:29.793	5.046	55.825	7	87,703	9
10	262	Nicolas PICOT	FRA	Sodi	Kart Pro Racing	10	9:30.642	5.895	55.948	5	87,510	10
11	247	Glenn VAN PARIJS	BEL	Tonykart	Bouvin Power/Raw Racing	10	9:30.770	6.023	55.848	4	87,667	11
12	218	Antoine BARTHON	FRA	Intrepid	Intrepid Driver Program	10	9:30.929	6.182	55.537	8	88,157	12
13	265	Kenny MARQUES	FRA	FA Kart	DSS Kart	10	9:31.525	6.778	55.873	8	87,627	13
14	240	Eva BENES	FRA	Kosmic	PKS	10	9:35.368	10.621	56.236	9	87,062	14
15	238	Jack SAFFREY	GBR	Formula K	Formula K UK	10	9:35.621	10.874	56.104	9	87,267	15
16	239	Niklas TIIHONEN	FIN	Formula K	FK Racing Team AB Ltd	10	9:36.339	11.592	55.959	10	87,493	16
17	248	Juuso PYKALAINEN	FIN	Tonykart	MPT Racing	10	9:38.127	13.380	56.340	6	86,901	17
18	290	Sam SMELT	GBR	Tonykart	Paul Carr Racing	10	9:38.615	13.868	56.347	6	86,890	18
19	243	Frederick OP DE BEECK	BEL	Gillard	DFK Racing Team	10	9:39.130	14.383	56.929	7	86,002	19
20	220	Marc LUPFER	DEU	Tonykart	KSW Racing	10	9:39.193	14.446	56.633	6	86,451	20
21	235	Petr FULIN	CZE	OK1	OK1 Racing Team	10	9:39.257	14.510	56.814	10	86,176	21
22	287	James MACKEN	AUS	Birel	KMS Hungary	10	9:39.639	14.892	56.190	7	87,133	22
23	246	David RYCHTAR	CZE	Birel	Gregor Racing	10	9:40.427	15.680	56.611	7	86,485	23
24	227	Ryo HIROOKA	JPN	Intrepid	Intrepid Driver Program	10	9:40.623	15.876	56.549	7	86,580	24
25	249	Alessandro TROMBELLI	ITA	Formula K	FK Racing Team AB Ltd	10	9:40.861	16.114	56.712	7	86,331	25
26	263	Tobias HOLM	DNK	Tonykart	RS Competition	10	9:44.204	19.457	56.047	7	87,355	26
27	259	Max RENBERG	SWE	Tonykart	Renbergs Racing	10	9:45.563	20.816	56.165	7	87,172	27
28	232	Quentin GUERRA	FRA	FA Kart	RM Concept	10	9:47.131	22.384	56.549	10	86,580	28
29	292	Fabian ERLE	DEU	Maranello	Nees Racing	10	9:55.508	30.761	56.763	5	86,253	29
30	268	Cecile MARTINI	FRA	Sodikart	Martini Racing	10	10:05.642	40.895	56.650	6	86,425	30
31	258	Randy BERGLAS	CHE	Zanardi	Scheppers		1.219	10 Laps		0	-	31
32	256	Anastasiya TYURINA	RUS	Tonykart	Nikita Team		2.019	10 Laps		0	-	32
33	257	Sergey MUNAREV	RUS	OK1	Talvar Racing		2.337	10 Laps		0	-	33

## Announcements

These results are provisional until the conclusion of any judicial and technical matters

Started: 33 Classified: 33 Not classified: 0

No. 232 time penalty 10 sec. / reason unfair driving

Margin of Victory	Ø km/h	Best Lap Tm	km/h	Best Lap by
0.515	86,694	55.537	88,157	218 - Antoine BARTHON

Official Timing [www.camp-company.de](http://www.camp-company.de) / [www.motorsport-events.se](http://www.motorsport-events.se)

Orbits

Timekeeping Ingrid and Meik Wagner:

Clerk of the course Nigel Edwards:

[www.mylaps.com](http://www.mylaps.com)

Steward (Chairman) Horst Seidel:

Chief Scrutineer Paul Klaassen:

Licensed to: Motorsport Events

Printed: 2013-03-30 13:10:46

posted at:

h









# Rotax Euro Challenge 2013 Genk / Belgium

Rotax Seniors

Genk / Belgium 1,360 Km

RACE 7 Qualifying Heat 3 A-E

2013-03-30 12:10

Race (10 Laps) started at 12:13:10

Lap	Time of Day	Lap Tm	Diff	S1 Tm	S2 Tm	S3 Tm	Lap	Time of Day	Lap Tm	Diff	S1 Tm	S2 Tm	S3 Tm
<b>(287) James MACKEN</b>													
1	12:14:14.585	1:02.342	+6.152	27.153	17.878	17.311	5	12:18:05.270	57.832	+1.667	22.691	17.794	17.347
2	12:15:11.772	57.187	+0.997	22.931	17.024	17.232	6	12:19:01.661	56.391	+0.226	22.706	16.875	16.810
3	12:16:09.451	57.679	+1.489	23.137	17.423	17.119	7	12:19:57.826	<b>56.165</b>		22.683	<b>16.733</b>	<b>16.749</b>
4	12:17:05.870	56.419	+0.229	<b>22.550</b>	16.714	17.155	8	12:20:54.988	57.162	+0.997	23.102	16.990	17.070
5	12:18:05.915	1:00.045	+3.855	23.874	18.517	17.654	9	12:21:51.546	56.558	+0.393	22.818	16.794	16.946
6	12:19:02.450	56.535	+0.345	22.829	16.800	<b>16.906</b>	10	12:22:56.144	1:04.598	+8.433	22.800	17.034	24.764
7	12:19:58.640	<b>56.190</b>		22.587	<b>16.687</b>	16.916	<b>(292) Fabian ERLE</b>						
8	12:20:56.876	58.236	+2.046	22.746	18.018	17.472	1	12:14:31.545	1:18.353	+21.590	42.123	18.803	17.427
9	12:21:53.602	56.726	+0.536	22.772	16.867	17.087	2	12:15:28.859	57.314	+0.551	23.109	17.002	17.203
10	12:22:50.220	56.618	+0.428	22.747	16.800	17.071	3	12:16:25.886	57.027	+0.264	22.825	16.976	17.226
<b>(246) David RYCHTAR</b>													
1	12:14:16.702	1:03.286	+6.675	28.566	17.450	17.270	4	12:17:22.858	56.972	+0.209	22.900	16.944	17.128
2	12:15:13.967	57.265	+0.654	23.104	17.076	17.085	5	12:18:19.621	<b>56.763</b>		<b>22.783</b>	16.872	17.108
3	12:16:10.894	56.927	+0.316	22.680	16.999	17.248	6	12:19:16.513	56.892	+0.129	22.948	16.893	<b>17.051</b>
4	12:17:08.402	57.508	+0.897	23.479	<b>16.790</b>	17.239	7	12:20:13.499	56.986	+0.223	22.816	<b>16.859</b>	17.311
5	12:18:06.217	57.815	+1.204	22.798	17.416	17.601	8	12:21:10.834	57.335	+0.572	23.022	16.983	17.330
6	12:19:03.062	56.845	+0.234	22.894	16.942	17.009	9	12:22:08.334	57.500	+0.737	22.926	17.260	17.314
7	12:19:59.673	<b>56.611</b>		22.650	17.003	<b>16.958</b>	10	12:23:06.089	57.755	+0.992	22.897	17.304	17.554
8	12:20:57.100	57.427	+0.816	<b>22.615</b>	17.274	17.538	<b>(268) Cecile MARTINI</b>						
9	12:21:54.154	57.054	+0.443	23.089	16.866	17.099	1	12:14:45.076	1:32.595	+35.945	57.348	17.866	17.381
10	12:22:51.008	56.854	+0.243	22.870	16.912	17.072	2	12:15:42.305	57.229	+0.579	23.065	17.114	17.050
<b>(227) Ryo HIROOKA</b>													
1	12:14:15.298	1:03.283	+6.734	29.130	17.205	16.948	3	12:16:39.198	56.893	+0.243	22.924	17.009	16.960
2	12:15:13.159	57.861	+1.312	23.800	17.083	16.978	4	12:17:36.011	56.813	+0.163	22.829	16.952	17.032
3	12:16:10.555	57.396	+0.847	22.784	17.620	16.992	5	12:18:32.753	56.742	+0.092	22.803	16.882	17.057
4	12:17:08.264	57.709	+1.160	23.934	16.919	16.856	6	12:19:29.403	<b>56.650</b>		22.833	16.928	<b>16.889</b>
5	12:18:06.098	57.834	+1.285	<b>22.620</b>	17.582	17.632	7	12:20:26.093	56.690	+0.040	22.801	16.908	16.981
6	12:19:02.687	56.589	+0.040	22.854	16.857	16.878	8	12:21:22.831	56.738	+0.088	22.848	<b>16.874</b>	17.016
7	12:19:59.236	<b>56.549</b>		22.883	16.828	<b>16.838</b>	9	12:22:19.507	56.676	+0.026	<b>22.788</b>	16.895	16.993
8	12:20:56.986	57.750	+1.201	22.644	17.548	17.558	10	12:23:16.223	56.716	+0.066	22.809	16.925	16.982
9	12:21:54.071	57.085	+0.536	22.942	<b>16.766</b>	17.377							
10	12:22:51.204	57.133	+0.584	23.034	17.212	16.887							
<b>(249) Alessandro TROMBELLI</b>													
1	12:14:14.490	1:02.137	+5.425	26.594	18.063	17.480							
2	12:15:11.847	57.357	+0.645	23.603	16.812	16.942							
3	12:16:08.959	57.112	+0.400	22.925	17.299	16.888							
4	12:17:05.808	56.849	+0.137	22.613	16.723	17.513							
5	12:18:05.179	59.371	+2.659	23.530	18.226	17.615							
6	12:19:02.287	57.108	+0.396	23.146	16.931	17.031							
7	12:19:58.999	<b>56.712</b>		23.168	<b>16.677</b>	16.867							
8	12:20:55.999	57.000	+0.288	22.797	17.470	<b>16.733</b>							
9	12:21:53.839	57.840	+1.128	<b>22.510</b>	17.936	17.394							
10	12:22:51.442	57.603	+0.891	23.217	17.648	16.738							
<b>(263) Tobias HOLM</b>													
1	12:14:14.743	1:02.059	+6.012	27.061	17.878	17.120							
2	12:15:12.972	58.229	+2.182	23.761	17.274	17.194							
3	12:16:10.189	57.217	+1.170	22.608	17.451	17.158							
4	12:17:06.938	56.749	+0.702	23.158	16.777	16.814							
5	12:18:04.937	57.999	+1.952	23.104	17.792	17.103							
6	12:19:01.516	56.579	+0.532	22.678	17.091	16.810							
7	12:19:57.563	<b>56.047</b>		<b>22.536</b>	<b>16.749</b>	<b>16.762</b>							
8	12:20:54.688	57.125	+1.078	23.271	17.013	16.841							
9	12:21:51.401	56.713	+0.666	22.980	16.856	16.877							
10	12:22:54.785	1:03.384	+7.337	23.249	16.928	23.207							
<b>(259) Max RENBERG</b>													
1	12:14:14.355	1:02.007	+5.842	26.869	17.678	17.460							
2	12:15:11.367	57.012	+0.847	22.891	17.077	17.044							
3	12:16:10.222	58.855	+2.690	<b>22.535</b>	18.499	17.821							
4	12:17:07.438	57.216	+1.051	23.622	16.748	16.846							

Timekeeping Ingrid and Meik Wagner:

Clerk of the course Nigel Edwards:

www.mylaps.com

Steward (Chairman) Horst Seidel:

Chief Scrutineer Paul Klaassen:

Licensed to: Motorsport Events

Printed: 2013-03-30 12:25:15

posted at:

h

Page 3/3



# Rotax Euro Challenge 2013 Genk / Belgium

Rotax Seniors Genk / Belgium 1,360 Km

RACE 8 Qualifying Heat 4 B-C **-NEW-** 2013-03-30 12:30


Race (10 Laps) started at 12:33:07

Pos	No.	Name	Nat.	Chassis	Race Team	Laps	Total Tm	Diff	Best Tm	In Lap	km/h	Points
1	204	James SINGLETON	GBR	OTK	Coles Racing	10	9:23.975		55.524	9	88,178	0
2	207	Bas DE LAAT	NLD	Gillard	PDB Kart Racing	10	9:24.200	0.225	55.561	9	88,119	2
3	206	Philip MORIN	SWE	Alonso	Dan Holland Racing	10	9:24.277	0.302	55.539	9	88,154	3
4	250	Lennert VAN BOGAERT	BEL	Sodi	Win Max Team	10	9:24.471	0.496	55.528	8	88,172	4
5	221	Jan JONCK	DNK	Tonykart	RS Competition	10	9:24.529	0.554	55.615	8	88,034	5
6	270	Oliver MYERS	GBR	Tonykart	Coles Racing	10	9:24.571	0.596	55.493	8	88,227	6
7	279	Luke VARLEY	GBR	Birel	KMS Hungary	10	9:24.816	0.841	55.647	9	87,983	7
8	264	Jules COUSIN	FRA	FA Kart	DSS Kart	10	9:25.732	1.757	55.559	9	88,123	8
9	236	Jack WEPRIN	USA	Alonso	Dan Holland Racing	10	9:27.306	3.331	55.554	8	88,130	9
10	255	Ludvig MORIN	SWE	Kosmic	Paul Carr Racing	10	9:29.201	5.226	55.755	8	87,813	10
11	280	Tadasuka MAKINO	JPN	Birel	KMS Hungary	10	9:30.000	6.025	55.756	6	87,811	11
12	242	Lukasz BARTOSZUK	POL	Tonykart	Wyrzykowski M/Sport	10	9:30.297	6.322	55.783	8	87,769	12
13	244	Alfredo ZABALZA	MEX	Kosmic	Paul Carr Racing	10	9:30.558	6.583	55.723	9	87,863	13
14	231	Pierce LEHANE	AUS	Alonso	Dan Holland Racing	10	9:31.433	7.458	55.363	7	88,435	14
15	233	Ebba GRANDIN	SWE	Kosmic	TBA	10	9:33.259	9.284	56.286	8	86,984	15
16	282	Mark FERENCZ	HUN	DR	VPDR	10	9:33.635	9.660	55.983	8	87,455	16
17	230	Fazio FRANSEN	NLD	CRG	CRG Holland	10	9:35.539	11.564	55.977	8	87,464	17
18	228	Eugene DENYSSSEN	ZAF	Alonso	Dan Holland Racing	10	9:35.869	11.894	55.834	8	87,689	18
19	229	Brandon NILSSON	SWE	Expirit	Brandon Racing	10	9:36.487	12.512	56.042	8	87,363	19
20	271	Kristian THORSEN	DNK	Tonykart	RS Competition	10	9:36.611	12.636	55.855	8	87,656	20
21	269	Carlos PINTO	PRT	Praga	QZ Racing Team	10	9:37.582	13.607	55.974	9	87,469	21
22	294	Tim SCHNEIDER	DEU	Energy	Jedi Racing Team	10	9:37.929	13.954	56.164	9	87,173	22
23	289	Mart SOO	EST	Tonykart	Aix Racing Team	10	9:38.790	14.815	55.973	9	87,471	23
24	226	Jessica BACKMAN	SWE	Tonykart	Strawberry Racing	10	9:39.614	15.639	55.639	9	87,996	24
25	281	Antoni PTAK	USA	Birel	KMS Hungary	10	9:39.870	15.895	55.892	9	87,598	25
26	237	Sten Dorian PIIRIMAGI	EST	Tonykart	Aix Racing Team	10	9:41.040	17.065	56.076	9	87,310	26
27	285	Boris KOLFF	NLD	FA	Team TKP	10	9:41.206	17.231	56.561	8	86,561	27
28	252	Noe MAGNUS	BEL	Formula K	SFP Racing	10	9:41.329	17.354	56.327	8	86,921	28
29	219	Sam SCHIPPERS	NLD	FA Kart	Team TKP	10	9:42.634	18.659	56.020	9	87,397	29
30	245	Berat TURKER	TUR	Formula K	Formula K UK	10	9:52.463	28.488	56.354	10	86,879	30
31	223	Aavo TALVAR	EST	Tonykart	Talvar Racing	2	2:12.886	8 Laps	1:04.113	1	76,365	31
32	214	Petr BEZEL	CZE	MS Kart	MS Kart Racing Team		0.726	10 Laps		0	-	32
33	286	Kamil JELEN	POL	Maranello	Wyrzykowski M/Sport		2.003	10 Laps		0	-	33

Not classified												
DNS	273	Antonio PICCIONI	ITA	Righetti Ridolf	Gold Kart Racing Team			DNS		0	-	35

**Announcements**  
 These results are provisional until the conclusion of any judicial and technical matters  
 Started: 33 Classified: 33 Not classified: 0  
 No. 226 time penalty 10 sec. / reason unfair driving

Margin of Victory	Ø km/h	Best Lap Tm	km/h	Best Lap by
0.225	86,812	55.363	88,435	231 - Pierce LEHANE

Timekeeping Ingrid and Meik Wagner:  Clerk of the course Nigel Edwards: [www.mylaps.com](http://www.mylaps.com)  
 Steward (Chairman) Horst Seidel: Chief Scrutineer Paul Klaassen: Licensed to: Motorsport Events  
 Printed: 2013-03-30 13:17:35 posted at: h







## Rotax Euro Challenge 2013 Genk / Belgium

Rotax Seniors

Genk / Belgium 1,360 Km

RACE 8 Qualifying Heat 4 B-C

2013-03-30 12:30

Race (10 Laps) started at 12:33:07

Lap	Time of Day	Lap Tm	Diff	S1 Tm	S2 Tm	S3 Tm	Lap	Time of Day	Lap Tm	Diff	S1 Tm	S2 Tm	S3 Tm
<b>(294) Tim SCHNEIDER</b>													
1	12:34:13.139	1:04.284	+8.120	27.050	19.507	17.727	5	12:38:05.105	57.268	+0.941	22.784	17.449	17.035
2	12:35:11.869	58.730	+2.566	23.235	17.394	18.101	6	12:39:01.744	56.639	+0.312	22.748	16.807	17.084
3	12:36:08.912	57.043	+0.879	22.979	16.923	17.141	7	12:39:58.582	56.838	+0.511	23.031	16.859	16.948
4	12:37:06.119	57.207	+1.043	22.954	17.147	17.106	8	12:40:54.909	<b>56.327</b>		22.684	<b>16.698</b>	<b>16.945</b>
5	12:38:03.050	56.931	+0.767	22.966	16.954	17.011	9	12:41:51.354	56.445	+0.118	<b>22.630</b>	16.848	16.967
6	12:38:59.930	56.880	+0.716	23.190	16.719	16.971	10	12:42:48.623	57.269	+0.942	22.658	16.775	17.836
7	12:39:56.188	56.258	+0.094	22.649	<b>16.696</b>	16.913	<b>(219) Sam SCHIPPERS</b>						
8	12:40:52.789	56.601	+0.437	22.691	17.028	16.882	1	12:34:12.718	1:04.490	+8.470	27.402	18.775	18.313
9	12:41:48.953	<b>56.164</b>		22.531	16.759	16.874	2	12:35:19.653	1:06.935	+10.915	23.440	17.519	25.976
10	12:42:45.223	56.270	+0.106	22.552	16.859	<b>16.859</b>	3	12:36:16.721	57.068	+1.048	22.972	17.030	17.066
<b>(289) Mart SOO</b>							4	12:37:13.013	56.292	+0.272	22.646	16.744	16.902
1	12:34:13.236	1:04.793	+8.820	26.475	19.949	18.369	5	12:38:09.317	56.304	+0.284	22.588	16.771	16.945
2	12:35:11.773	58.537	+2.564	23.939	17.187	17.411	6	12:39:05.512	56.195	+0.175	22.548	16.763	16.884
3	12:36:08.581	56.808	+0.835	22.789	16.974	17.045	7	12:40:01.550	56.038	+0.018	<b>22.470</b>	16.753	16.815
4	12:37:06.238	57.657	+1.684	23.048	17.246	17.363	8	12:40:57.713	56.163	+0.143	22.645	16.716	<b>16.802</b>
5	12:38:04.051	57.813	+1.840	22.932	17.372	17.509	9	12:41:53.733	<b>56.020</b>		22.511	<b>16.665</b>	16.844
6	12:39:00.976	56.925	+0.952	23.258	16.852	16.815	10	12:42:49.928	56.195	+0.175	22.598	16.701	16.896
7	12:39:57.674	56.698	+0.725	22.918	16.942	16.838	<b>(245) Berat TURKER</b>						
8	12:40:53.795	56.121	+0.148	<b>22.481</b>	16.794	16.846	1	12:34:20.163	1:11.128	+14.774	35.782	17.927	17.419
9	12:41:49.768	<b>55.973</b>		22.498	<b>16.716</b>	<b>16.759</b>	2	12:35:25.987	1:05.824	+9.470	31.264	17.354	17.206
10	12:42:46.084	56.316	+0.343	22.515	16.865	16.936	3	12:36:23.368	57.381	+1.027	23.195	17.118	17.068
<b>(281) Antoni PTAK</b>							4	12:37:20.375	57.007	+0.653	23.123	16.932	16.952
1	12:34:13.913	1:05.017	+9.125	27.308	19.511	18.198	5	12:38:17.080	56.705	+0.351	22.799	16.933	16.973
2	12:35:12.367	58.454	+2.562	23.576	17.674	17.204	6	12:39:13.793	56.713	+0.359	22.895	16.871	16.947
3	12:36:11.908	59.541	+3.649	23.425	18.655	17.461	7	12:40:10.411	56.618	+0.264	22.811	16.899	16.908
4	12:37:09.153	57.245	+1.353	23.112	17.018	17.115	8	12:41:06.950	56.539	+0.185	22.900	16.812	16.827
5	12:38:05.763	56.610	+0.718	22.847	16.831	16.932	9	12:42:03.403	56.453	+0.099	22.801	<b>16.803</b>	16.849
6	12:39:01.996	56.233	+0.341	22.672	16.714	16.847	10	12:42:59.757	<b>56.354</b>		<b>22.725</b>	16.833	<b>16.796</b>
7	12:39:58.295	56.299	+0.407	22.672	16.742	16.885	<b>(223) Aavo TALVAR</b>						
8	12:40:54.536	56.241	+0.349	22.679	16.747	16.815	1	12:34:11.666	<b>1:04.113</b>		26.580	18.475	19.058
9	12:41:50.428	<b>55.892</b>		22.562	<b>16.633</b>	<b>16.697</b>	2	12:35:20.180	1:08.514	+4.401	32.742	<b>17.896</b>	<b>17.876</b>
10	12:42:47.164	56.736	+0.844	<b>22.532</b>	17.252	16.952	<b>(237) Sten Dorian PIIRIMAGI</b>						
<b>(285) Boris KOLFF</b>							1	12:34:12.805	1:04.172	+8.096	26.337	19.743	18.092
1	12:34:14.190	1:05.015	+8.454	27.437	19.527	18.051	2	12:35:10.245	57.440	+1.364	23.353	17.112	16.975
2	12:35:12.728	58.538	+1.977	23.546	17.807	17.185	3	12:36:06.903	56.658	+0.582	22.912	16.829	16.917
3	12:36:09.920	57.192	+0.631	23.173	16.993	17.026	4	12:37:03.282	56.379	+0.303	22.697	16.789	16.893
4	12:37:07.259	57.339	+0.778	22.721	17.079	17.539	5	12:38:04.914	1:01.632	+5.556	26.489	18.080	17.063
5	12:38:04.117	56.858	+0.297	22.715	17.112	17.031	6	12:39:01.128	56.214	+0.138	22.565	16.791	16.858
6	12:39:00.859	56.742	+0.181	22.938	16.843	16.961	7	12:39:57.985	56.857	+0.781	22.961	17.008	16.888
7	12:39:57.845	56.986	+0.425	23.150	16.950	<b>16.886</b>	8	12:40:54.137	56.152	+0.076	22.599	16.727	<b>16.826</b>
8	12:40:54.406	<b>56.561</b>		22.894	<b>16.771</b>	16.896	9	12:41:50.213	<b>56.076</b>		<b>22.479</b>	<b>16.718</b>	16.879
9	12:41:51.137	56.731	+0.170	22.971	16.867	16.893	10	12:42:48.334	58.121	+2.045	22.517	17.738	17.866
10	12:42:48.500	57.363	+0.802	<b>22.611</b>	16.801	17.951	<b>(252) Noe MAGNUS</b>						
1	12:34:14.423	1:05.396	+9.069	27.410	19.371	18.615	1	12:34:14.423	1:05.396	+9.069	27.410	19.371	18.615
2	12:35:13.112	58.689	+2.362	23.659	17.768	17.262	2	12:35:13.112	58.689	+2.362	23.659	17.768	17.262
3	12:36:10.900	57.788	+1.461	22.919	17.661	17.208	3	12:36:10.900	57.788	+1.461	22.919	17.661	17.208
4	12:37:07.837	56.937	+0.610	22.709	17.002	17.226	4	12:37:07.837	56.937	+0.610	22.709	17.002	17.226



# Rotax Euro Challenge 2013 Genk / Belgium

Rotax Seniors

Genk / Belgium 1,360 Km

RACE 9 Qualifying Heat 5 D-E

2013-03-30 13:20

Race (10 Laps) started at 13:23:01

Pos	No.	Name	Nat.	Chassis	Race Team	Laps	Total Tm	Diff	Best Tm	In Lap	km/h	Points
1	234	Charlie EASTWOOD	IRL	Tonykart	Strawberry Racing	10	9:20.155		55.532	6	88,165	0
2	202	Edward BRAND	GBR	Intrepid	Intrepid Driver Program	10	9:20.556	0.401	55.496	8	88,223	2
3	222	Harry WEBB	GBR	Tonykart	Strawberry Racing	10	9:20.894	0.739	55.540	6	88,153	3
4	253	Kenny VERMEYLEN	BEL	Tecno	Tecno Kart Racing	10	9:22.098	1.943	55.599	10	88,059	4
5	276	Martin HENCKEL MORTENS	DNK	Tonykart	RS Competition	10	9:24.734	4.579	55.777	7	87,778	5
6	278	Shane DALY	GBR	Kosmic	Paul Carr Racing	10	9:25.159	5.004	55.582	5	88,086	6
7	216	Bryan EERDEN	NLD	Gillard	PDB Kart Racing	10	9:26.040	5.885	55.795	8	87,750	7
8	217	Maximilian WEINZIERL	AUT	Alonso	Dan Holland Racing	10	9:26.190	6.035	55.543	5	88,148	8
9	272	Santeri KALLIO	FIN	Formula K	FK Racing Team AB Ltd	10	9:26.531	6.376	55.730	8	87,852	9
10	247	Glenn VAN PARIJS	BEL	Tonykart	Bouvin Power/Raw Racing	10	9:27.880	7.725	55.766	6	87,795	10
11	265	Kenny MARQUES	FRA	FA Kart	DSS Kart	10	9:27.936	7.781	55.900	10	87,585	11
12	291	Joel AFFOLTER	NLD	Praga	Josh Hart Racing	10	9:28.070	7.915	55.776	8	87,780	12
13	284	Antoine LEPESQUEUX	FRA	Sodi	Winmax Team	10	9:28.135	7.980	55.779	6	87,775	13
14	241	Karol DABSKI	POL	Praga	Praga Racing	10	9:29.809	9.654	55.699	7	87,901	14
15	296	Jeremie LESOUDIER	FRA	FA	DSS	10	9:29.862	9.707	55.882	10	87,613	15
16	283	Joey VAN SPLUNTEREN	NLD	DR	VPDR	10	9:30.517	10.362	55.833	8	87,690	16
17	254	Oliver NORRIS	GBR	Tonykart	RL Racing Dept UK Ltd	10	9:32.667	12.512	55.254	8	88,609	17
18	249	Alessandro TROMBELLI	ITA	Formula K	FK Racing Team AB Ltd	10	9:32.887	12.732	55.738	5	87,840	18
19	224	Andrey IATCENKO	RUS	OK1	Talvar Racing	10	9:33.686	13.531	55.940	7	87,522	19
20	260	Charlie TURNER	GBR	Tonykart	Coles Racing	10	9:34.805	14.650	55.669	7	87,948	20
21	262	Nicolas PICOT	FRA	Sodi	Kart Pro Racing	10	9:34.878	14.723	56.006	8	87,419	21
22	243	Frederick OP DE BEECK	BEL	Gillard	DFK Racing Team	10	9:34.983	14.828	55.699	7	87,901	22
23	238	Jack SAFFREY	GBR	Formula K	Formula K UK	10	9:35.058	14.903	55.799	9	87,744	23
24	232	Quentin GUERRA	FRA	FA Kart	RM Concept	10	9:35.880	15.725	56.014	9	87,407	24
25	227	Ryo HIROOKA	JPN	Intrepid	Intrepid Driver Program	10	9:36.292	16.137	55.902	9	87,582	25
26	251	Alberto LA GALA	ITA	Formula K	FK Racing Team AB Ltd	10	9:38.735	18.580	56.095	7	87,281	26
27	268	Cecile MARTINI	FRA	Sodikart	Martini Racing	10	9:38.996	18.841	56.114	7	87,251	27
28	277	Ameer HASSAN	ARE	FA Kart	Team TKP	10	9:39.761	19.606	56.335	8	86,909	28
29	287	James MACKEN	AUS	Birel	KMS Hungary	10	9:42.057	21.902	56.420	7	86,778	29
30	256	Anastasiya TYURINA	RUS	Tonykart	Nikita Team	10	9:43.450	23.295	56.885	9	86,068	30
31	293	Henrique BAPTISTA	PRT	Kosmic	Paul Carr Racing	10	9:43.602	23.447	55.933	7	87,533	31

Not classified

DNS	275	Massimo ACETO	ITA	Righetti Ridolf	Gold Kart Racing Team			DNS		0	-	35
DNS	274	Andrea ZEMIN	ITA	Righetti Ridolf	Gold Kart Racing Team			DNS		0	-	35

## Announcements

These results are provisional until the conclusion of any judicial and technical matters

Started: 31 Classified: 31 Not classified: 0

Margin of Victory	Ø km/h	Best Lap Tm	km/h	Best Lap by
0.401	87,404	55.254	88,609	254 - Oliver NORRIS

Official Timing [www.camp-company.de](http://www.camp-company.de) / [www.motorsport-events.se](http://www.motorsport-events.se)

Orbits

Timekeeping Ingrid and Meik Wagner:

Clerk of the course Nigel Edwards:

[www.mylaps.com](http://www.mylaps.com)

Steward (Chairman) Horst Seidel:

Chief Scrutineer Paul Klaassen:

Licensed to: Motorsport Events

Printed: 2013-03-30 13:33:39

posted at:

h











# Rotax Euro Challenge 2013 Genk / Belgium

Rotax Seniors

Genk / Belgium 1,360 Km

RACE 10 Qualifying Heat 6 A-C

2013-03-30 13:40

Race (10 Laps) started at 13:45:14

Pos	No.	Name	Nat.	Chassis	Race Team	Laps	Total Tm	Diff	Best Tm	In Lap	km/h	Points
1	206	Philip MORIN	SWE	Alonso	Dan Holland Racing	10	9:22.803		55.697	8	87,904	0
2	266	Connor JUPP	GBR	Alonso	Dan Holland Racing	10	9:24.144	1.341	55.713	9	87,879	2
3	223	Aavo TALVAR	EST	Tonykart	Talvar Racing	10	9:24.319	1.516	55.459	6	88,281	3
4	225	Kyle FOWLIE	GBR	Tonykart	Strawberry Racing	10	9:30.223	7.420	55.705	4	87,892	4
5	239	Niklas TIIHONEN	FIN	Formula K	FK Racing Team AB Ltd	10	9:30.378	7.575	55.530	5	88,169	5
6	218	Antoine BARTHON	FRA	Intrepid	Intrepid Driver Program	10	9:30.443	7.640	55.667	7	87,952	6
7	221	Jan JONCK	DNK	Tonykart	RS Competition	10	9:30.444	7.641	55.600	6	88,058	7
8	208	Jiri FORMAN	CZE	Formula K	Protrain Racing	10	9:30.532	7.729	55.902	5	87,582	8
9	255	Ludvig MORIN	SWE	Kosmic	Paul Carr Racing	10	9:30.593	7.790	55.813	6	87,721	9
10	236	Jack WEPRIN	USA	Alonso	Dan Holland Racing	10	9:30.744	7.941	55.732	5	87,849	10
11	228	Eugene DENYSSEN	ZAF	Alonso	Dan Holland Racing	10	9:30.745	7.942	55.605	6	88,050	11
12	259	Max RENBERG	SWE	Tonykart	Renbergs Racing	10	9:31.008	8.205	55.871	6	87,630	12
13	258	Randy BERGLAS	CHE	Zanardi	Scheppers	10	9:31.230	8.427	55.923	8	87,549	13
14	290	Sam SMELT	GBR	Tonykart	Paul Carr Racing	10	9:31.333	8.530	55.913	8	87,565	14
15	235	Petr FULIN	CZE	OK1	OK1 Racing Team	10	9:31.444	8.641	55.807	8	87,731	15
16	267	Michael COOL	BEL	Tonykart	Bouvin Power	10	9:31.725	8.922	55.698	7	87,903	16
17	269	Carlos PINTO	PRT	Praga	OZ Racing Team	10	9:32.235	9.432	55.891	7	87,599	17
18	220	Marc LUPFER	DEU	Tonykart	KSW Racing	10	9:32.395	9.592	55.866	8	87,638	18
19	280	Tadasuka MAKINO	JPN	Birel	KMS Hungary	10	9:32.627	9.824	55.916	7	87,560	19
20	237	Sten Dorian PIIRIMAGI	EST	Tonykart	Aix Racing Team	10	9:32.681	9.878	55.809	9	87,728	20
21	240	Eva BENES	FRA	Kosmic	PKS	10	9:33.614	10.811	55.727	10	87,857	21
22	248	Juuso PYKALAINEN	FIN	Tonykart	MPT Racing	10	9:34.035	11.232	55.916	4	87,560	22
23	226	Jessica BACKMAN	SWE	Tonykart	Strawberry Racing	10	9:35.796	12.993	55.979	9	87,461	23
24	282	Mark FERENCZ	HUN	DR	VPDR	10	9:37.212	14.409	56.140	9	87,211	24
25	285	Boris KOLFF	NLD	FA	Team TKP	10	9:37.587	14.784	56.283	7	86,989	25
26	263	Tobias HOLM	DNK	Tonykart	RS Competition	10	9:37.690	14.887	56.160	9	87,179	26
27	219	Sam SCHIPPERS	NLD	FA Kart	Team TKP	10	9:37.809	15.006	56.260	10	87,025	27
28	289	Mart SOO	EST	Tonykart	Aix Racing Team	10	9:38.661	15.858	56.112	5	87,254	28
29	292	Fabian ERLE	DEU	Maranello	Nees Racing	10	9:38.936	16.133	56.402	5	86,805	29
30	246	David RYCHTAR	CZE	Birel	Gregor Racing	10	9:39.203	16.400	56.513	8	86,635	30
31	257	Sergey MUNAREV	RUS	OK1	Talvar Racing	10	9:40.267	17.464	56.614	9	86,480	31
32	281	Antoni PTAK	USA	Birel	KMS Hungary	10	9:55.761	32.958	56.353	9	86,881	32
33	245	Berat TURKER	TUR	Formula K	Formula K UK					0	-	33
Not classified												
DNS	273	Antonio PICCIONI	ITA	Righetti Ridolf	Gold Kart Racing Team			DNS		0	-	35

## Announcements

These results are provisional until the conclusion of any judicial and technical matters

Started: 33 Classified: 33 Not classified: 0

Margin of Victory	Ø km/h	Best Lap Tm	km/h	Best Lap by
1.341	86,993	55.459	88,281	223 - Aavo TALVAR

Official Timing [www.camp-company.de](http://www.camp-company.de) / [www.motorsport-events.se](http://www.motorsport-events.se)

Orbits

Timekeeping Ingrid and Meik Wagner:

Clerk of the course Nigel Edwards:

[www.mylaps.com](http://www.mylaps.com)

Steward (Chairman) Horst Seidel:

Chief Scrutineer Paul Klaassen:

Licensed to: Motorsport Events

Printed: 2013-03-30 14:07:28

posted at:

h







Rotax Euro Challenge 2013 Genk / Belgium

Rotax Seniors

Genk / Belgium 1,360 Km

RACE 10 Qualifying Heat 6 A-C

2013-03-30 13:40

Race (10 Laps) started at 13:45:14

Table with columns: Lap, Time of Day, Lap Tm, Diff, S1 Tm, S2 Tm, S3 Tm. Includes data for drivers (226) Jessica BACKMAN, (282) Mark FERENCZ, (285) Boris KOLFF, (263) Tobias HOLM, (219) Sam SCHIPPERS, and (289) Mart SOO.

Table with columns: Lap, Time of Day, Lap Tm, Diff, S1 Tm, S2 Tm, S3 Tm. Includes data for drivers (292) Fabian ERLE, (246) David RYCHTAR, (257) Sergey MUNAREV, and (281) Antoni PTAK.

Timekeeping Ingrid and Meik Wagner:



Clerk of the course Nigel Edwards:

www.mylaps.com

Steward (Chairman) Horst Seidel:

Chief Scrutineer Paul Klaassen:

Licensed to: Motorsport Events



# Rotax Euro Challenge 2013 Genk / Belgium

Rotax Seniors

Genk / Belgium 1,360 Km

RACE 15 Qualifying Heat 7 B-E **-NEW-**

2013-03-30 15:20

Race (10 Laps) started at 15:23:05

Pos	No.	Name	Nat.	Chassis	Race Team	Laps	Total Tm	Diff	Best Tm	In Lap	km/h	Points
1	222	Harry WEBB	GBR	Tonykart	Strawberry Racing	10	9:23.023		55.562	7	88,118	0
2	217	Maximilian WEINZIERL	AUT	Alonso	Dan Holland Racing	10	9:24.468	1.445	55.558	6	88,124	2
3	204	James SINGLETON	GBR	OTK	Coles Racing	10	9:24.530	1.507	55.598	8	88,061	3
4	231	Pierce LEHANE	AUS	Alonso	Dan Holland Racing	10	9:24.538	1.515	55.633	7	88,005	4
5	270	Oliver MYERS	GBR	Tonykart	Coles Racing	10	9:25.244	2.221	55.679	7	87,933	5
6	264	Jules COUSIN	FRA	FA Kart	DSS Kart	10	9:25.457	2.434	55.544	10	88,146	6
7	250	Lennert VAN BOGAERT	BEL	Sodi	Win Max Team	10	9:26.089	3.066	55.602	10	88,054	7
8	207	Bas DE LAAT	NLD	Gillard	PDB Kart Racing	10	9:27.078	4.055	55.603	10	88,053	8
9	254	Oliver NORRIS	GBR	Tonykart	RL Racing Dept UK Ltd	10	9:27.705	4.682	55.466	10	88,270	9
10	214	Petr BEZEL	CZE	MS Kart	MS Kart Racing Team	10	9:28.921	5.898	55.642	7	87,991	10
11	247	Glenn VAN PARIJS	BEL	Tonykart	Bouvin Power/Raw Racing	10	9:29.266	6.243	55.658	5	87,966	11
12	260	Charlie TURNER	GBR	Tonykart	Coles Racing	10	9:29.752	6.729	55.458	9	88,283	12
13	242	Lukasz BARTOSZUK	POL	Tonykart	Wyrzykowski M/Sport	10	9:31.491	8.468	55.909	8	87,571	13
14	241	Karol DABSKI	POL	Praga	Praga Racing	10	9:31.606	8.583	55.765	7	87,797	14
15	238	Jack SAFFREY	GBR	Formula K	Formula K UK	10	9:31.658	8.635	55.819	8	87,712	15
16	279	Luke VARLEY	GBR	Birel	KMS Hungary	10	9:31.758	8.735	55.783	6	87,769	16
17	229	Brandon NILSSON	SWE	Expirit	Brandon Racing	10	9:33.294	10.271	55.913	8	87,565	17
18	232	Quentin GUERRA	FRA	FA Kart	RM Concept	10	9:36.117	13.094	55.975	8	87,468	18
19	233	Ebba GRANDIN	SWE	Kosmic	TBA	10	9:36.182	13.159	56.058	9	87,338	19
20	244	Alfredo ZABALZA	MEX	Kosmic	Paul Carr Racing	10	9:36.474	13.451	55.994	9	87,438	20
21	271	Kristian THORSEN	DNK	Tonykart	RS Competition	10	9:36.475	13.452	55.830	8	87,695	21
22	262	Nicolas PICOT	FRA	Sodi	Kart Pro Racing	10	9:36.542	13.519	56.161	5	87,178	22
23	249	Alessandro TROMBELLI	ITA	Formula K	FK Racing Team AB Ltd	10	9:36.941	13.918	55.767	9	87,794	23
24	227	Ryo HIROOKA	JPN	Intrepid	Intrepid Driver Program	10	9:37.298	14.275	56.078	9	87,307	24
25	265	Kenny MARQUES	FRA	FA Kart	DSS Kart	10	9:37.723	14.700	55.749	10	87,822	25
26	287	James MACKEN	AUS	Birel	KMS Hungary	10	9:41.655	18.632	56.443	10	86,742	26
27	286	Kamil JELEN	POL	Maranello	Wyrzykowski M/Sport	10	9:43.034	20.011	56.643	8	86,436	27
28	294	Tim SCHNEIDER	DEU	Energy	Jedi Racing Team	10	9:49.658	26.635	56.749	5	86,275	28
29	256	Anastasiya TYURINA	RUS	Tonykart	Nikita Team	10	9:54.319	31.296	56.820	10	86,167	29
30	230	Fazio FRANSSSEN	NLD	CRG	CRG Holland	10	9:58.188	35.165	56.357	9	86,875	30
31	268	Cecile MARTINI	FRA	Sodikart	Martini Racing	10	10:00.025	37.002	56.328	8	86,919	31
32	243	Frederick OP DE BEECK	BEL	Gillard	DFK Racing Team	7	6:57.213	3 Laps	57.088	5	85,762	32
33	252	Noe MAGNUS	BEL	Formula K	SFP Racing	1	1:06.457	9 Laps	1:04.520	1	75,883	33

## Announcements

These results are provisional until the conclusion of any judicial and technical matters

Started: 33 Classified: 33 Not classified: 0

No. 256 time penalty 10 sec. / reason unfair driving

Margin of Victory	Ø km/h	Best Lap Tm	km/h	Best Lap by
1.445	86,959	55.458	88,283	260 - Charlie TURNER

Official Timing [www.camp-company.de](http://www.camp-company.de) / [www.motorsport-events.se](http://www.motorsport-events.se)

Orbits

Timekeeping Ingrid and Meik Wagner:

Clerk of the course Nigel Edwards:

[www.mylaps.com](http://www.mylaps.com)

Steward (Chairman) Horst Seidel:

Chief Scrutineer Paul Klaassen:

Licensed to: Motorsport Events

Printed: 2013-03-30 16:14:05

posted at:

h





Rotax Euro Challenge 2013 Genk / Belgium

Rotax Seniors

Genk / Belgium 1,360 Km

RACE 15 Qualifying Heat 7 B-E

2013-03-30 15:20

Race (10 Laps) started at 15:23:05

Table with columns: Lap, Time of Day, Lap Tm, Diff, S1 Tm, S2 Tm, S3 Tm. Rows include drivers (222) Harry WEBB, (217) Maximilian WEINZIERL, (204) James SINGLETON, (231) Pierce LEHANE, (270) Oliver MYERS, and (264) Jules COUSIN.

Table with columns: Lap, Time of Day, Lap Tm, Diff, S1 Tm, S2 Tm, S3 Tm. Rows include drivers (250) Lennert VAN BOGAERT, (207) Bas DE LAAT, (254) Oliver NORRIS, (214) Petr BEZEL, and (247) Glenn VAN PARIJS.

Timekeeping Ingrid and Meik Wagner: [Signature] Clerk of the course Nigel Edwards:

Steward (Chairman) Horst Seidel: Chief Scrutineer Paul Klaassen: Licensed to: Motorsport Events www.mylaps.com





Rotax Euro Challenge 2013 Genk / Belgium

Rotax Seniors

Genk / Belgium 1,360 Km

RACE 15 Qualifying Heat 7 B-E

2013-03-30 15:20

Race (10 Laps) started at 15:23:05

Table with columns: Lap, Time of Day, Lap Tm, Diff, S1 Tm, S2 Tm, S3 Tm. Rows include drivers: (249) Alessandro TROMBELLI, (227) Ryo HIROOKA, (265) Kenny MARQUES, (287) James MACKEN, (286) Kamil JELEN, (256) Anastasiya TYURINA, (294) Tim SCHNEIDER, (230) Fazio FRANSSSEN, (268) Cecile MARTINI, (243) Frederick OP DE BEECK, (252) Noe MAGNUS.

Official Timing www.camp-company.de / www.motorsport-events.se Orbits

Timekeeping Ingrid and Meik Wagner: Clerk of the course Nigel Edwards: www.mylaps.com
Steward (Chairman) Horst Seidel: Chief Scrutineer Paul Klaassen: Licensed to: Motorsport Events
Printed: 2013-03-30 15:41:25 posted at: h Page 3/3



# Rotax Euro Challenge 2013 Genk / Belgium

Rotax Seniors

Genk / Belgium 1,360 Km

RACE 16 Qualifying Heat 8 A-D **-NEW-**

2013-03-30 15:40

Race (10 Laps) started at 15:43:14

Pos	No.	Name	Nat.	Chassis	Race Team	Laps	Total Tm	Diff	Best Tm	In Lap	km/h	Points
1	234	Charlie EASTWOOD	IRL	Tonykart	Strawberry Racing	10	9:27.534		55.733	7	87,847	0
2	202	Edward BRAND	GBR	Intrepid	Intrepid Driver Program	10	9:27.722	0.188	55.952	10	87,504	2
3	208	Jiri FORMAN	CZE	Formula K	Protrain Racing	10	9:28.689	1.155	56.021	9	87,396	3
4	253	Kenny VERMEYLEN	BEL	Tecno	Tecno Kart Racing	10	9:28.754	1.220	55.647	9	87,983	4
5	216	Bryan EERDEN	NLD	Gillard	PDB Kart Racing	10	9:30.087	2.553	56.070	10	87,319	5
6	239	Niklas TIIHONEN	FIN	Formula K	FK Racing Team AB Ltd	10	9:30.774	3.240	55.807	9	87,731	6
7	218	Antoine BARTHON	FRA	Intrepid	Intrepid Driver Program	10	9:31.053	3.519	55.897	9	87,590	7
8	276	Martin HENCKEL MORTENS	DNK	Tonykart	RS Competition	10	9:32.039	4.505	55.757	9	87,810	8
9	240	Eva BENES	FRA	Kosmic	PKS	10	9:32.196	4.662	55.855	9	87,656	9
10	267	Michael COOL	BEL	Tonykart	Bouvin Power	10	9:32.316	4.782	56.170	9	87,164	10
11	283	Joey VAN SPLUNTEREN	NLD	DR	VPDR	10	9:32.372	4.838	55.997	9	87,433	11
12	291	Joel AFFOLTER	NLD	Praga	Josh Hart Racing	10	9:32.500	4.966	56.006	6	87,419	12
13	296	Jeremie LESOUDIER	FRA	FA	DSS	10	9:32.801	5.267	55.811	10	87,725	13
14	272	Santeri KALLIO	FIN	Formula K	FK Racing Team AB Ltd	10	9:33.347	5.813	55.931	10	87,536	14
15	263	Tobias HOLM	DNK	Tonykart	RS Competition	10	9:34.259	6.725	55.975	7	87,468	15
16	235	Petr FULIN	CZE	OK1	OK1 Racing Team	10	9:34.327	6.793	55.985	7	87,452	16
17	266	Connor JUPP	GBR	Alonso	Dan Holland Racing	10	9:37.240	9.706	55.873	8	87,627	17
18	225	Kyle FOWLIE	GBR	Tonykart	Strawberry Racing	10	9:37.857	10.323	55.867	10	87,637	18
19	290	Sam SMELT	GBR	Tonykart	Paul Carr Racing	10	9:38.093	10.559	56.023	9	87,393	19
20	284	Antoine LEPESQUEUX	FRA	Sodi	Winmax Team	10	9:38.232	10.698	56.149	8	87,197	20
21	278	Shane DALY	GBR	Kosmic	Paul Carr Racing	10	9:38.372	10.838	56.121	9	87,240	21
22	258	Randy BERGLAS	CHE	Zanardi	Scheppers	10	9:38.646	11.112	56.007	4	87,418	22
23	220	Marc LUPFER	DEU	Tonykart	KSW Racing	10	9:38.761	11.227	56.151	6	87,193	23
24	293	Henrique BAPTISTA	PRT	Kosmic	Paul Carr Racing	10	9:39.875	12.341	56.179	5	87,150	24
25	259	Max RENBERG	SWE	Tonykart	Renbergs Racing	10	9:40.014	12.480	56.005	6	87,421	25
26	248	Juuso PYKALAINEN	FIN	Tonykart	MPT Racing	10	9:40.103	12.569	56.227	7	87,076	26
27	277	Ameer HASSAN	ARE	FA Kart	Team TKP	10	9:41.859	14.325	56.324	6	86,926	27
28	251	Alberto LA GALA	ITA	Formula K	FK Racing Team AB Ltd	10	9:43.704	16.170	56.448	4	86,735	28
29	292	Fabian ERLE	DEU	Maranello	Nees Racing	10	9:46.956	19.422	56.461	7	86,715	29
30	257	Sergey MUNAREV	RUS	OK1	Talvar Racing	10	9:47.164	19.630	56.959	4	85,957	30
31	224	Andrey IATCENKO	RUS	OK1	Talvar Racing	10	10:05.391	37.857	56.154	6	87,189	31
32	246	David RYCHTAR	CZE	Birel	Gregor Racing	6	5:56.418	4 Laps	57.160	4	85,654	32

Not classified

DNS	275	Massimo ACETO	ITA	Righetti Ridolf	Gold Kart Racing Team			DNS		0	-	35
DNS	274	Andrea ZEMIN	ITA	Righetti Ridolf	Gold Kart Racing Team			DNS		0	-	35

## Announcements

these results are provisional until the conclusion of any judicial and technical matters

Started: 32 Classified: 32 Not classified: 0

No. 225 time penalty 10 sec. / reason leaving track line

Margin of Victory	Ø km/h	Best Lap Tm	km/h	Best Lap by
0.188	86,268	55.647	87,983	253 - Kenny VERMEYLEN

Official Timing [www.camp-company.de](http://www.camp-company.de) / [www.motorsport-events.se](http://www.motorsport-events.se)

Orbits

Timekeeping Ingrid and Meik Wagner:

Clerk of the course Nigel Edwards:

[www.mylaps.com](http://www.mylaps.com)

Steward (Chairman) Horst Seidel:

Chief Scrutineer Paul Klaassen:

Licensed to: Motorsport Events

Printed: 2013-03-30 17:37:35

posted at:

h









# Rotax Euro Challenge 2013 Genk / Belgium

Rotax Seniors

Genk / Belgium 1,360 Km

RACE 19 Qualifying Heat 9 C-E

2013-03-30 17:00

Race (10 Laps) started at 17:03:05

Pos	No.	Name	Nat.	Chassis	Race Team	Laps	Total Tm	Diff	Best Tm	In Lap	km/h	Points
1	222	Harry WEBB	GBR	Tonykart	Strawberry Racing	10	9:19.983		55.333	7	88,482	0
2	206	Philip MORIN	SWE	Alonso	Dan Holland Racing	10	9:20.508	0.525	55.298	7	88,538	2
3	217	Maximilian WEINZIERL	AUT	Alonso	Dan Holland Racing	10	9:21.850	1.867	55.341	8	88,470	3
4	236	Jack WEPRIN	USA	Alonso	Dan Holland Racing	10	9:22.943	2.960	55.328	8	88,490	4
5	221	Jan JONCK	DNK	Tonykart	RS Competition	10	9:23.928	3.945	55.444	7	88,305	5
6	260	Charlie TURNER	GBR	Tonykart	Coles Racing	10	9:24.017	4.034	55.310	6	88,519	6
7	228	Eugene DENYSSEN	ZAF	Alonso	Dan Holland Racing	10	9:24.196	4.213	55.325	6	88,495	7
8	241	Karol DABSKI	POL	Praga	Praga Racing	10	9:24.338	4.355	55.418	7	88,347	8
9	223	Aavo TALVAR	EST	Tonykart	Talvar Racing	10	9:24.523	4.540	55.209	8	88,681	9
10	247	Glenn VAN PARIJS	BEL	Tonykart	Bouvin Power/Raw Racing	10	9:24.891	4.908	55.114	5	88,834	10
11	255	Ludvig MORIN	SWE	Kosmic	Paul Carr Racing	10	9:26.954	6.971	55.502	6	88,213	11
12	226	Jessica BACKMAN	SWE	Tonykart	Strawberry Racing	10	9:27.060	7.077	55.426	9	88,334	12
13	265	Kenny MARQUES	FRA	FA Kart	DSS Kart	10	9:27.761	7.778	55.350	7	88,455	13
14	262	Nicolas PICOT	FRA	Sodi	Kart Pro Racing	10	9:28.100	8.117	55.512	5	88,197	14
15	238	Jack SAFFREY	GBR	Formula K	Formula K UK	10	9:30.305	10.322	55.555	7	88,129	15
16	219	Sam SCHIPPERS	NLD	FA Kart	Team TKP	10	9:30.616	10.633	55.525	7	88,176	16
17	249	Alessandro TROMBELLI	ITA	Formula K	FK Racing Team AB Ltd	10	9:31.044	11.061	55.400	8	88,375	17
18	289	Mart SOO	EST	Tonykart	Aix Racing Team	10	9:32.120	12.137	55.660	7	87,963	18
19	280	Tadasuka MAKINO	JPN	Birel	KMS Hungary	10	9:32.380	12.397	55.505	7	88,208	19
20	237	Sten Dorian PIIRIMAGI	EST	Tonykart	Aix Racing Team	10	9:32.444	12.461	55.692	6	87,912	20
21	243	Frederick OP DE BEECK	BEL	Gillard	DFK Racing Team	10	9:32.715	12.732	55.820	5	87,710	21
22	232	Quentin GUERRA	FRA	FA Kart	RM Concept	10	9:34.458	14.475	55.979	7	87,461	22
23	254	Oliver NORRIS	GBR	Tonykart	RL Racing Dept UK Ltd	10	9:34.925	14.942	55.311	10	88,518	23
24	282	Mark FERENCZ	HUN	DR	VPDR	10	9:41.070	21.087	55.843	5	87,674	24
25	227	Ryo HIROOKA	JPN	Intrepid	Intrepid Driver Program	10	9:41.185	21.202	56.533	8	86,604	25
26	281	Antoni PTAK	USA	Birel	KMS Hungary	10	9:41.188	21.205	55.883	5	87,612	26
27	256	Anastasiya TYURINA	RUS	Tonykart	Nikita Team	10	9:41.444	21.461	56.478	8	86,689	27
28	269	Carlos PINTO	PRT	Praga	OZ Racing Team	10	9:44.213	24.230	56.231	10	87,069	28
29	268	Cecile MARTINI	FRA	Sodikart	Martini Racing	10	9:44.961	24.978	56.093	8	87,284	29
30	245	Berat TURKER	TUR	Formula K	Formula K UK	10	9:46.838	26.855	56.510	5	86,640	30
31	287	James MACKEN	AUS	Birel	KMS Hungary	7	6:49.032	3 Laps	56.278	5	86,997	31
32	285	Boris KOLFF	NLD	FA	Team TKP	5	4:54.910	5 Laps	57.354	5	85,365	32

Not classified

DNS	273	Antonio PICCIONI	ITA	Righetti Ridolf	Gold Kart Racing Team			DNS		0	-	35
-----	-----	------------------	-----	-----------------	-----------------------	--	--	-----	--	---	---	----

## Announcements

These results are provisional until the conclusion of any judicial and technical matters

No. 265 time penalty 3 sec. / reason leaving corridor

Started: 32 Classified: 32 Not classified: 0

Margin of Victory	Ø km/h	Best Lap Tm	km/h	Best Lap by
0.525	87,431	55.114	88,834	247 - Glenn VAN PARIJS

Official Timing [www.camp-company.de](http://www.camp-company.de) / [www.motorsport-events.se](http://www.motorsport-events.se)

Orbits

Timekeeping Ingrid and Meik Wagner:

Clerk of the course Nigel Edwards:

[www.mylaps.com](http://www.mylaps.com)

Steward (Chairman) Horst Seidel:

Chief Scrutineer Paul Klaassen:

Licensed to: Motorsport Events

Printed: 2013-03-30 17:14:14

posted at:

h











# Rotax Euro Challenge 2013 Genk / Belgium

Rotax Seniors

Genk / Belgium 1,360 Km

RACE 20 Qualifying Heat10 B-D

2013-03-30 17:20

Race (10 Laps) started at 17:23:01

Pos	No.	Name	Nat.	Chassis	Race Team	Laps	Total Tm	Diff	Best Tm	In Lap	km/h	Points
1	204	James SINGLETON	GBR	OTK	Coles Racing	10	9:24.570		55.494	6	88,226	0
2	276	Martin HENCKEL MORTENS	DNK	Tonykart	RS Competition	10	9:24.656	0.086	55.414	5	88,353	2
3	253	Kenny VERMEYLEN	BEL	Tecno	Tecno Kart Racing	10	9:25.262	0.692	55.462	4	88,277	3
4	207	Bas DE LAAT	NLD	Gillard	PDB Kart Racing	10	9:25.345	0.775	55.269	7	88,585	4
5	234	Charlie EASTWOOD	IRL	Tonykart	Strawberry Racing	10	9:25.501	0.931	55.576	4	88,096	5
6	250	Lennert VAN BOGAERT	BEL	Sodi	Win Max Team	10	9:25.560	0.990	55.420	7	88,344	6
7	270	Oliver MYERS	GBR	Tonykart	Coles Racing	10	9:25.892	1.322	55.637	4	87,999	7
8	279	Luke VARLEY	GBR	Birel	KMS Hungary	10	9:26.088	1.518	55.677	4	87,936	8
9	202	Edward BRAND	GBR	Intrepid	Intrepid Driver Program	10	9:26.609	2.039	55.535	10	88,161	9
10	231	Pierce LEHANE	AUS	Alonso	Dan Holland Racing	10	9:31.122	6.552	55.729	10	87,854	10
11	278	Shane DALY	GBR	Kosmic	Paul Carr Racing	10	9:31.212	6.642	56.209	8	87,103	11
12	284	Antoine LEPESQUEUX	FRA	Sodi	Winmax Team	10	9:32.160	7.590	55.992	4	87,441	12
13	242	Lukasz BARTOSZUK	POL	Tonykart	Wyrzykowski M/Sport	10	9:32.777	8.207	55.883	5	87,612	13
14	214	Petr BEZEL	CZE	MS Kart	MS Kart Racing Team	10	9:32.821	8.251	56.270	10	87,009	14
15	291	Joel AFFOLTER	NLD	Praga	Josh Hart Racing	10	9:32.867	8.297	55.978	10	87,463	15
16	244	Alfredo ZABALZA	MEX	Kosmic	Paul Carr Racing	10	9:34.233	9.663	55.960	10	87,491	16
17	283	Joey VAN SPLUNTEREN	NLD	DR	VPDR	10	9:34.686	10.116	56.048	10	87,354	17
18	296	Jeremie LESOUDIER	FRA	FA	DSS	10	9:34.884	10.314	56.218	7	87,090	18
19	293	Henrique BAPTISTA	PRT	Kosmic	Paul Carr Racing	10	9:35.009	10.439	55.994	7	87,438	19
20	264	Jules COUSIN	FRA	FA Kart	DSS Kart	10	9:35.446	10.876	55.659	10	87,964	20
21	271	Kristian THORSEN	DNK	Tonykart	RS Competition	10	9:37.748	13.178	56.092	7	87,285	21
22	277	Ameer HASSAN	ARE	FA Kart	Team TKP	10	9:38.774	14.204	56.264	8	87,018	22
23	272	Santeri KALLIO	FIN	Formula K	FK Racing Team AB Ltd	10	9:39.001	14.431	56.302	3	86,960	23
24	230	Fazio FRANSSSEN	NLD	CRG	CRG Holland	10	9:39.347	14.777	56.436	6	86,753	24
25	216	Bryan EERDEN	NLD	Gillard	PDB Kart Racing	10	9:39.414	14.844	55.892	5	87,598	25
26	233	Ebba GRANDIN	SWE	Kosmic	TBA	10	9:39.596	15.026	56.172	5	87,161	26
27	294	Tim SCHNEIDER	DEU	Energy	Jedi Racing Team	10	9:39.770	15.200	56.435	5	86,755	27
28	286	Kamil JELEN	POL	Maranello	Wyrzykowski M/Sport	10	9:40.086	15.516	56.511	7	86,638	28
29	251	Alberto LA GALA	ITA	Formula K	FK Racing Team AB Ltd	10	9:40.205	15.635	56.301	5	86,961	29
30	252	Noe MAGNUS	BEL	Formula K	SFP Racing	10	9:42.190	17.620	56.564	5	86,557	30
31	224	Andrey IATCENKO	RUS	OK1	Talvar Racing	8	7:46.614	2 Laps	56.340	7	86,901	31
32	229	Brandon NILSSON	SWE	Expirit	Brandon Racing		1.139	10 Laps		0	-	32

Not classified

DNS	275	Massimo ACETO	ITA	Righetti Ridolf	Gold Kart Racing Team			DNS		0	-	35
DNS	274	Andrea ZEMIN	ITA	Righetti Ridolf	Gold Kart Racing Team			DNS		0	-	35

## Announcements

These results are provisional until the conclusion of any judicial and technical matters

No. 242 + 284 warning board

Started: 32 Classified: 32 Not classified: 0

Margin of Victory	Ø km/h	Best Lap Tm	km/h	Best Lap by
0.086	86,721	55.269	88,585	207 - Bas DE LAAT

Official Timing [www.camp-company.de](http://www.camp-company.de) / [www.motorsport-events.se](http://www.motorsport-events.se)

Orbits

Timekeeping Ingrid and Meik Wagner:

Clerk of the course Nigel Edwards:

[www.mylaps.com](http://www.mylaps.com)

Steward (Chairman) Horst Seidel:

Chief Scrutineer Paul Klaassen:

Licensed to: Motorsport Events

Printed: 2013-03-30 17:34:39

posted at:

h







# Rotax Euro Challenge 2013 Genk / Belgium

Rotax Seniors

Genk / Belgium 1,360 Km

RACE 20 Qualifying Heat10 B-D

2013-03-30 17:20

Race (10 Laps) started at 17:23:01

Lap	Time of Day	Lap Tm	Diff	S1 Tm	S2 Tm	S3 Tm	Lap	Time of Day	Lap Tm	Diff	S1 Tm	S2 Tm	S3 Tm
<b>(272) Santeri KALLIO</b>							5	17:27:56.826	56.711	+0.200	<b>22.800</b>	16.747	17.164
1	17:24:03.940	1:01.575	+5.273	26.655	17.618	17.302	6	17:28:53.616	56.790	+0.279	22.882	16.801	17.107
2	17:25:00.978	57.038	+0.736	22.870	17.223	16.945	7	17:29:50.127	<b>56.511</b>		22.840	<b>16.672</b>	16.999
3	17:25:57.280	<b>56.302</b>		22.682	16.809	16.811	8	17:30:47.259	57.132	+0.621	22.873	17.197	17.062
4	17:26:54.728	57.448	+1.146	23.129	16.806	17.513	9	17:31:44.328	57.069	+0.558	23.137	16.949	<b>16.983</b>
5	17:27:51.646	56.918	+0.616	22.913	16.726	17.279	10	17:32:41.414	57.086	+0.575	22.868	16.921	17.297
6	17:28:50.939	59.293	+2.991	23.756	18.336	17.201	<b>(251) Alberto LA GALA</b>						
7	17:29:47.516	56.577	+0.275	23.089	<b>16.712</b>	<b>16.776</b>	1	17:24:05.688	1:01.804	+5.503	26.728	17.783	17.293
8	17:30:44.697	57.181	+0.879	<b>22.445</b>	17.196	17.540	2	17:25:03.226	57.538	+1.237	23.026	17.108	17.404
9	17:31:42.861	58.164	+1.862	23.241	17.329	17.594	3	17:26:00.311	57.085	+0.784	23.318	16.865	16.902
10	17:32:40.329	57.468	+1.166	23.079	16.795	17.594	4	17:26:57.099	56.788	+0.487	22.830	16.843	17.115
<b>(230) Fazio FRANSEN</b>							5	17:27:53.400	<b>56.301</b>		22.730	<b>16.726</b>	<b>16.845</b>
1	17:24:02.680	1:00.284	+3.848	25.524	17.520	17.240	6	17:28:52.296	58.896	+2.595	<b>22.660</b>	17.884	18.352
2	17:25:00.652	57.972	+1.536	23.429	17.363	17.180	7	17:29:49.774	57.478	+1.177	23.161	16.867	17.450
3	17:25:58.105	57.453	+1.017	23.236	17.207	17.010	8	17:30:47.331	57.557	+1.256	23.148	17.546	16.863
4	17:26:54.554	56.449	+0.013	<b>22.460</b>	16.952	17.037	9	17:31:44.102	56.771	+0.470	22.950	16.921	16.900
5	17:27:51.739	57.185	+0.749	22.955	<b>16.747</b>	17.483	10	17:32:41.533	57.431	+1.130	23.242	17.067	17.122
6	17:28:48.175	<b>56.436</b>		22.596	16.982	<b>16.858</b>	<b>(252) Noe MAGNUS</b>						
7	17:29:45.117	56.942	+0.506	22.492	16.820	17.630	1	17:24:07.557	1:04.239	+7.675	27.787	18.977	17.475
8	17:30:43.322	58.205	+1.769	23.544	17.184	17.477	2	17:25:06.353	58.796	+2.232	23.918	17.416	17.462
9	17:31:43.192	59.870	+3.434	24.271	17.270	18.329	3	17:26:04.211	57.858	+1.294	<b>22.611</b>	17.608	17.639
10	17:32:40.675	57.483	+1.047	23.473	16.921	17.089	4	17:27:02.532	58.321	+1.757	24.350	16.868	17.103
<b>(216) Bryan EERDEN</b>							5	17:27:59.096	<b>56.564</b>		22.744	<b>16.793</b>	17.027
1	17:24:08.210	1:06.518	+10.626	30.325	18.690	17.503	6	17:28:55.835	56.739	+0.175	22.762	16.913	17.064
2	17:25:06.583	58.373	+2.481	23.586	17.606	17.181	7	17:29:52.797	56.962	+0.398	22.986	16.956	17.020
3	17:26:02.990	56.407	+0.515	22.590	16.995	16.822	8	17:30:49.506	56.709	+0.145	22.773	16.963	<b>16.973</b>
4	17:26:59.022	56.032	+0.140	22.551	16.662	16.819	9	17:31:46.486	56.980	+0.416	22.809	17.004	17.167
5	17:27:54.914	<b>55.892</b>		22.464	16.634	16.794	10	17:32:43.518	57.032	+0.468	22.854	17.044	17.134
6	17:28:51.815	56.901	+1.009	22.495	16.918	17.488	<b>(224) Andrey IATCENKO</b>						
7	17:29:47.792	55.977	+0.085	22.565	<b>16.619</b>	<b>16.793</b>	1	17:24:08.185	1:04.568	+8.228	28.084	18.636	17.848
8	17:30:44.486	56.694	+0.802	<b>22.452</b>	17.034	17.208	2	17:25:06.850	58.665	+2.325	23.746	17.414	17.505
9	17:31:42.902	58.416	+2.524	23.225	17.263	17.928	3	17:26:04.097	57.247	+0.907	22.783	17.064	17.400
10	17:32:40.742	57.840	+1.948	23.388	16.915	17.537	4	17:27:02.029	57.932	+1.592	24.002	16.938	16.992
<b>(233) Ebba GRANDIN</b>							5	17:27:58.516	56.487	+0.147	22.779	16.813	16.895
1	17:24:07.279	1:04.586	+8.414	28.476	18.539	17.571	6	17:28:54.993	56.477	+0.137	22.815	16.767	16.895
2	17:25:04.311	57.032	+0.860	23.033	17.084	16.915	7	17:29:51.333	<b>56.340</b>		<b>22.764</b>	<b>16.764</b>	<b>16.812</b>
3	17:26:00.970	56.659	+0.487	22.776	16.979	16.904	8	17:30:47.942	56.609	+0.269	22.808	16.918	16.883
4	17:26:58.307	57.337	+1.165	23.187	16.817	17.333	<b>(294) Tim SCHNEIDER</b>						
5	17:27:54.479	<b>56.172</b>		22.555	16.729	16.888	1	17:24:05.438	1:02.369	+5.934	27.028	17.995	17.346
6	17:28:51.972	57.493	+1.321	22.503	17.248	17.742	2	17:25:03.285	57.847	+1.412	23.092	17.291	17.464
7	17:29:48.387	56.415	+0.243	22.874	<b>16.722</b>	<b>16.819</b>	3	17:26:00.844	57.559	+1.124	23.640	16.980	<b>16.939</b>
8	17:30:44.880	56.493	+0.321	<b>22.498</b>	16.849	17.146	4	17:26:57.325	56.481	+0.046	22.716	16.798	16.967
9	17:31:43.382	58.502	+2.330	23.180	17.457	17.865	5	17:27:53.760	<b>56.435</b>		<b>22.689</b>	<b>16.735</b>	17.011
10	17:32:40.924	57.542	+1.370	23.489	16.922	17.131	6	17:28:51.909	58.149	+1.714	22.950	17.306	17.893
<b>(286) Kamil JELEN</b>							7	17:29:49.834	57.925	+1.490	23.685	16.817	17.423
1	17:24:06.582	1:03.137	+6.626	27.594	18.115	17.428	8	17:30:46.789	56.955	+0.520	23.029	16.888	17.038
2	17:25:05.732	59.150	+2.639	24.621	17.353	17.176	9	17:31:43.589	56.800	+0.365	22.756	16.832	17.212
3	17:26:03.401	57.669	+1.158	23.020	17.545	17.104	10	17:32:41.098	57.509	+1.074	23.470	16.976	17.063
4	17:27:00.115	56.714	+0.203	22.904	16.767	17.043							



## Rotax Euro Challenge 2013

### Rotax Max Seniors

### Genk / Belgium

### Ranking after Heats

Pos.	No.	Firstname	Lastname	Nat.	Chassis	Race Team	QP	Points	Diff.	A-B	C-D	A-E	B-C	D-E	A-C	B-E	A-D	C-E	B-D
1	204	James	SINGLETON	GBR	OTK	Coles Racing	2	3		0	--	--	0	--	--	3	--	--	0
2	222	Harry	WEBB	GBR	Tonykart	Strawberry Racing	5	3	0	--	--	0	--	3	--	0	--	0	--
3	206	Philip	MORIN	SWE	Alonso	Dan Holland Racing	3	5	-2	--	0	--	3	--	0	--	--	2	--
4	234	Charlie	EASTWOOD	IRL	Tonykart	Strawberry Racing	9	7	-4	--	2	--	--	0	--	--	0	--	5
5	202	Edward	BRAND	GBR	Intrepid	Intrepid Driver Program	19	16	-13	--	3	--	--	2	--	--	2	--	9
6	208	Jiri	FORMAN	CZE	Formula K	Protrain Racing	16	19	-16	5	--	3	--	--	8	--	3	--	--
7	276	Martin	HENCKEL MORTE	DNK	Tonykart	RS Competition	24	19	-16	--	4	--	--	5	--	--	8	--	2
8	250	Lennert	VAN BOGAERT	BEL	Sodi	Win Max Team	7	21	-18	4	--	--	4	--	--	7	--	--	6
9	217	Maximilian	WEINZIERL	AUT	Alonso	Dan Holland Racing	10	21	-18	--	--	8	--	8	--	2	--	3	--
10	221	Jan	JONCK	DNK	Tonykart	RS Competition	8	22	-19	--	5	--	5	--	7	--	--	5	--
11	266	Connor	JUPP	GBR	Alonso	Dan Holland Racing	1	25	-22	2	--	4	--	--	2	--	17	--	--
12	270	Oliver	MYERS	GBR	Tonykart	Coles Racing	12	25	-22	7	--	--	6	--	--	5	--	--	7
13	207	Bas	DE LAAT	NLD	Gillard	PDB Kart Racing	27	26	-23	12	--	--	2	--	--	8	--	--	4
14	236	Jack	WEPRIN	USA	Alonso	Dan Holland Racing	18	31	-28	--	8	--	9	--	10	--	--	4	--
15	231	Pierce	LEHANE	AUS	Alonso	Dan Holland Racing	22	31	-28	3	--	--	14	--	--	4	--	--	10
16	225	Kyle	FOWLIE	GBR	Tonykart	Strawberry Racing	6	33	-30	9	--	2	--	--	4	--	18	--	--
17	267	Michael	COOL	BEL	Tonykart	Bouvin Power	21	37	-34	6	--	5	--	--	16	--	10	--	--
18	239	Niklas	TIIHONEN	FIN	Formula K	FK Racing Team AB Ltd	26	37	-34	10	--	16	--	--	5	--	6	--	--
19	218	Antoine	BARTHON	FRA	Intrepid	Intrepid Driver Program	36	38	-35	13	--	12	--	--	6	--	7	--	--
20	279	Luke	VARLEY	GBR	Birel	KMS Hungary	32	39	-36	8	--	--	7	--	--	16	--	--	8
21	247	Glenn	VAN PARIJS	BEL	Tonykart	Bouvin Power/Raw Racin	15	42	-39	--	--	11	--	10	--	11	--	10	--
22	228	Eugene	DENYSSSEN	ZAF	Alonso	Dan Holland Racing	28	42	-39	--	6	--	18	--	11	--	--	7	--
23	264	Jules	COUSIN	FRA	FA Kart	DSS Kart	17	45	-42	11	--	--	8	--	--	6	--	--	20
24	260	Charlie	TURNER	GBR	Tonykart	Coles Racing	40	45	-42	--	--	7	--	20	--	12	--	6	--
25	241	Karol	DABSKI	POL	Praga	Praga Racing	50	45	-42	--	--	9	--	14	--	14	--	8	--
26	216	Bryan	EERDEN	NLD	Gillard	PDB Kart Racing	14	46	-43	--	9	--	--	7	--	--	5	--	25
27	253	Kenny	VERMEYLEN	BEL	Tecno	Tecno Kart Racing	4	47	-44	--	36	--	--	4	--	--	4	--	3
28	223	Aavo	TALVAR	EST	Tonykart	Talvar Racing	13	50	-47	--	7	--	31	--	3	--	--	9	--

### Position 1 -28 qualified for Prefinal

29	255	Ludvig	MORIN	SWE	Kosmic	Paul Carr Racing	33	51	-48	--	21	--	10	--	9	--	--	11	--
30	291	Joel	AFFOLTER	NLD	Praga	Josh Hart Racing	34	51	-48	--	12	--	--	12	--	--	12	--	15
31	278	Shane	DALY	GBR	Kosmic	Paul Carr Racing	44	54	-51	--	16	--	--	6	--	--	21	--	11
32	254	Oliver	NORRIS	GBR	Tonykart	RL Racing Dept UK Ltd	35	55	-52	--	--	6	--	17	--	9	--	23	--
33	283	Joey	VAN SPLUNTEREN	NLD	DR	VPDR	54	55	-52	--	11	--	--	16	--	--	11	--	17
34	280	Tadasuka	MAKINO	JPN	Birel	KMS Hungary	38	59	-56	--	10	--	11	--	19	--	--	19	--
35	265	Kenny	MARQUES	FRA	FA Kart	DSS Kart	25	62	-59	--	--	13	--	11	--	25	--	13	--
36	240	Eva	BENES	FRA	Kosmic	PKS	11	64	-61	20	--	14	--	--	21	--	9	--	--
37	284	Antoine	LEPESQUEUX	FRA	Sodi	Winmax Team	29	64	-61	--	19	--	--	13	--	--	20	--	12
38	296	Jeremie	LESOUDIER	FRA	FA	DSS	59	64	-61	--	18	--	--	15	--	--	13	--	18
39	262	Nicolas	PICOT	FRA	Sodi	Kart Pro Racing	45	67	-64	--	--	10	--	21	--	22	--	14	--
40	238	Jack	SAFFREY	GBR	Formula K	Formula K UK	30	68	-65	--	--	15	--	23	--	15	--	15	--
41	235	Petr	FULIN	CZE	OK1	OK1 Racing Team	31	68	-65	16	--	21	--	--	15	--	16	--	--
42	272	Santeri	KALLIO	FIN	Formula K	FK Racing Team AB Ltd	39	68	-65	--	22	--	--	9	--	--	14	--	23
43	214	Petr	BEZEL	CZE	MS Kart	MS Kart Racing Team	42	70	-67	14	--	--	32	--	--	10	--	--	14
44	226	Jessica	BACKMAN	SWE	Tonykart	Strawberry Racing	23	72	-69	--	13	--	24	--	23	--	--	12	--
45	242	Lukasz	BARTOSZUK	POL	Tonykart	Wyrzykowski M/Sport	37	72	-69	34	--	--	12	--	--	13	--	--	13

These results are provisional until the conclusion of any judicial and technical matters

Clerk of the course Nigel Edwards:

Stewards (Chairman) Horst Seidel:

Timekeeping Ingrid/Meik Wagner:

Scrutineer Paul Klaassen:

Printed: 2013-03-30 19:08

Posted at: h





## Rotax Euro Challenge 2013

### Rotax Max Seniors

### Genk / Belgium

### Ranking after Heats

Pos.	No.	Firstname	Lastname	Nat.	Chassis	Race Team	QP	Points	Diff.	A-B	C-D	A-E	B-C	D-E	A-C	B-E	A-D	C-E	B-D
46	259	Max	RENBORG	SWE	Tonykart	Renbergs Racing	51	79	-76	15	--	27	--	--	12	--	25	--	--
47	271	Kristian	THORSEN	DNK	Tonykart	RS Competition	82	79	-76	17	--	--	20	--	--	21	--	--	21
48	237	Sten Doriar	PIIRIMAGI	EST	Tonykart	Aix Racing Team	58	81	-78	--	15	--	26	--	20	--	--	20	--
49	244	Alfredo	ZABALZA	MEX	Kosmic	Paul Carr Racing	62	81	-78	32	--	--	13	--	--	20	--	--	16
50	290	Sam	SMELT	GBR	Tonykart	Paul Carr Racing	56	82	-79	31	--	18	--	--	14	--	19	--	--
51	249	Alessandro	TROMBELLI	ITA	Formula K	FK Racing Team AB Ltd	70	83	-80	--	--	25	--	18	--	23	--	17	--
52	248	Juuso	PYKALAINEN	FIN	Tonykart	MPT Racing	61	84	-81	19	--	17	--	--	22	--	26	--	--
53	220	Marc	LUPFER	DEU	Tonykart	KSW Racing	46	86	-83	25	--	20	--	--	18	--	23	--	--
54	258	Randy	BERGLAS	CHE	Zanardi	Scheppers	41	87	-84	21	--	31	--	--	13	--	22	--	--
55	282	Mark	FERENCZ	HUN	DR	VPDR	63	87	-84	--	23	--	16	--	24	--	--	24	--
56	233	Ebba	GRANDIN	SWE	Kosmic	TBA	57	88	-85	18	--	--	15	--	--	19	--	--	36
57	263	Tobias	HOLM	DNK	Tonykart	RS Competition	66	90	-87	23	--	26	--	--	26	--	15	--	--
58	293	Henrique	BAPTISTA	PRT	Kosmic	Paul Carr Racing	49	91	-88	--	17	--	--	31	--	--	24	--	19
59	269	Carlos	PINTO	PRT	Praga	QZ Racing Team	48	92	-89	--	26	--	21	--	17	--	--	28	--
60	232	Quentin	GUERRA	FRA	FA Kart	RM Concept	55	92	-89	--	--	28	--	24	--	18	--	22	--
61	230	Fazio	FRANSSSEN	NLD	CRG	CRG Holland	47	93	-90	22	--	--	17	--	--	30	--	--	24
62	243	Frederick	OP DE BEECK	BEL	Gillard	DFK Racing Team	20	94	-91	--	--	19	--	22	--	32	--	21	--

### Position 29-62 qualified for Second Chance Heat

63	229	Brandon	NILSSON	SWE	Expirit	Brandon Racing	52	94	-91	27	--	--	19	--	--	17	--	--	31
64	289	Mart	SOO	EST	Tonykart	Aix Racing Team	53	94	-91	--	25	--	23	--	28	--	--	18	--
65	281	Antoni	PTAK	USA	Birel	KMS Hungary	68	97	-94	--	14	--	25	--	32	--	--	26	--
66	227	Ryo	HIROOKA	JPN	Intrepid	Intrepid Driver Program	60	98	-95	--	--	24	--	25	--	24	--	25	--
67	219	Sam	SCHIPPERS	NLD	FA Kart	Team TKP	43	102	-99	--	30	--	29	--	27	--	--	16	--
68	294	Tim	SCHNEIDER	DEU	Energy	Jedi Racing Team	67	104	-101	28	--	--	22	--	--	28	--	--	26
69	224	Andrey	IATCENKO	RUS	OK1	Talvar Racing	69	104	-101	--	24	--	--	19	--	--	31	--	30
70	285	Boris	KOLFF	NLD	FA	Team TKP	78	104	-101	--	20	--	27	--	25	--	--	32	--
71	277	Ameer	HASSAN	ARE	FA Kart	Team TKP	74	105	-102	--	28	--	--	28	--	--	27	--	22
72	287	James	MACKEN	AUS	Birel	KMS Hungary	65	108	-105	--	--	22	--	29	--	26	--	31	--
73	251	Alberto	LA GALA	ITA	Formula K	FK Racing Team AB Ltd	79	109	-106	--	27	--	--	26	--	--	28	--	28
74	292	Fabian	ERLE	DEU	Maranello	Nees Racing	76	111	-108	24	--	29	--	--	29	--	29	--	--
75	246	David	RYCHTAR	CZE	Birel	Gregor Racing	81	114	-111	29	--	23	--	--	30	--	32	--	--
76	252	Noe	MAGNUS	BEL	Formula K	SFP Racing	72	116	-113	26	--	--	28	--	--	33	--	--	29
77	268	Cecile	MARTINI	FRA	Sodikart	Martini Racing	75	117	-114	--	--	30	--	27	--	31	--	29	--
78	286	Kamil	JELEN	POL	Maranello	Wyrzykowski M/Sport	77	117	-114	30	--	--	33	--	--	27	--	--	27
79	256	Anastasiya	TYURINA	RUS	Tonykart	Nikita Team	80	118	-115	--	--	32	--	30	--	29	--	27	--
80	245	Berat	TURKER	TUR	Formula K	Formula K UK	73	122	-119	--	29	--	30	--	33	--	--	30	--
81	257	Sergey	MUNAREV	RUS	OK1	Talvar Racing	71	127	-124	33	--	33	--	--	31	--	30	--	--
82	275	Massimo	ACETO	ITA	Righetti Ridolfi	Gold Kart Racing Team	64	140	-137	--	35	--	--	35	--	--	35	--	35
83	273	Antonio	PICCIONI	ITA	Righetti Ridolfi	Gold Kart Racing Team	83	140	-137	--	35	--	35	--	35	--	--	35	--
84	274	Andrea	ZEMIN	ITA	Righetti Ridolfi	Gold Kart Racing Team	84	140	-137	--	35	--	--	35	--	--	35	--	35

----- These results are provisional until the conclusion of any judicial and technical matters -----

Clerk of the course Nigel Edwards:

Stewards (Chairman) Horst Seidel:

Timekeeping Ingrid/Meik Wagner:

Scrutineer Paul Klaassen:

Printed: 2013-03-30 19:08

Posted at: h

Rotax Euro Challenge 2013  
 Class: Rotax Max Seniors  
 Date/Time: 2013-03-31 10:50

Track: Genk / Belgium  
 Heat: Second Chance Heat  
 Laps: 10

Edition 1

Fazio FRANSSSEN	<b>230</b>	Points 93 Quali Rank 47	17	Frederick OP DE BEECK	<b>243</b>	Points 94 Quali Rank 20
	33				34	
Carlos PINTO	<b>269</b>	Points 92 Quali Rank 48	16	Quentin GUERRA	<b>232</b>	Points 92 Quali Rank 55
	31				32	
Tobias HOLM	<b>263</b>	Points 90 Quali Rank 66	15	Henrique BAPTISTA	<b>293</b>	Points 91 Quali Rank 49
	29				30	
Mark FERENCZ	<b>282</b>	Points 87 Quali Rank 63	14	Ebba GRANDIN	<b>233</b>	Points 88 Quali Rank 57
	27				28	
Marc LUPFER	<b>220</b>	Points 86 Quali Rank 46	13	Randy BERGLAS	<b>258</b>	Points 87 Quali Rank 41
	25				26	
Alessandro TROMBELLI	<b>249</b>	Points 83 Quali Rank 70	12	Juuso PYKALAINEN	<b>248</b>	Points 84 Quali Rank 61
	23				24	
Alfredo ZABALZA	<b>244</b>	Points 81 Quali Rank 62	11	Sam SMELT	<b>290</b>	Points 82 Quali Rank 56
	21				22	
Kristian THORSEN	<b>271</b>	Points 79 Quali Rank 82	10	Sten Dorian PIIRIMAGI	<b>237</b>	Points 81 Quali Rank 58
	19				20	
Lukasz BARTOSZUK	<b>242</b>	Points 72 Quali Rank 37	9	Max RENBORG	<b>259</b>	Points 79 Quali Rank 51
	17				18	
Petr BEZEL	<b>214</b>	Points 70 Quali Rank 42	8	Jessica BACKMAN	<b>226</b>	Points 72 Quali Rank 23
	15				16	
Petr FULIN	<b>235</b>	Points 68 Quali Rank 31	7	Santeri KALLIO	<b>272</b>	Points 68 Quali Rank 39
	13				14	
Nicolas PICOT	<b>262</b>	Points 67 Quali Rank 45	6	Jack SAFFREY	<b>238</b>	Points 68 Quali Rank 30
	11				12	
Antoine LEPESQUEUX	<b>284</b>	Points 64 Quali Rank 29	5	Jeremie LESOUDIER	<b>296</b>	Points 64 Quali Rank 59
	9				10	
Kenny MARQUES	<b>265</b>	Points 62 Quali Rank 25	4	Eva BENES	<b>240</b>	Points 64 Quali Rank 11
	7				8	
Joey VAN SPLUNTER	<b>283</b>	Points 55 Quali Rank 54	3	Tadasuka MAKINO	<b>280</b>	Points 59 Quali Rank 38
	5				6	
Shane DALY	<b>278</b>	Points 54 Quali Rank 44	2	Oliver NORRIS	<b>254</b>	Points 55 Quali Rank 35
	3				4	
Ludvig MORIN	<b>255</b>	Points 51 Quali Rank 33	1	Joel AFFOLTER	<b>291</b>	Points 51 Quali Rank 34
	1				2	

Pole Position

Clerk of the course Nigel Edwards:  
 Stewards (Chairman) Horst Seidel:

Scrutineer Paul Klaassen:  
 Timekeeping Ingrid/Meik Wagner:

posted at: h

These results are provisional until the conclusion of any judicial and technical matters

printed 2013-03-30 19:08



# Rotax Euro Challenge 2013 Genk / Belgium

Rotax Seniors

Genk / Belgium 1,360 Km

Warm up qualified 29-62

2013-03-31 09:20

Practice (5:00 Time) started at 9:20:02

Pos	No.	Name	Nat.	Chassis	Race Team	Laps	Best Tm	Diff	Gap In Lap	km/h
1	226	Jessica BACKMAN	SWE	Tonykart	Strawberry Racing	5	55.465			5 88,272
2	272	Santeri KALLIO	FIN	Formula K	FK Racing Team AB Ltd	5	55.592	0.127	0.127	5 88,070
3	271	Kristian THORSEN	DNK	Tonykart	RS Competition	5	55.619	0.154	0.027	5 88,027
4	254	Oliver NORRIS	GBR	Tonykart	RL Racing Dept UK Ltd	5	55.723	0.258	0.104	5 87,863
5	282	Mark FERENCZ	HUN	DR	VPDR	5	55.733	0.268	0.010	5 87,847
6	240	Eva BENES	FRA	Kosmic	PKS	5	55.746	0.281	0.013	5 87,827
7	263	Tobias HOLM	DNK	Tonykart	RS Competition	5	55.813	0.348	0.067	5 87,721
8	214	Petr BEZEL	CZE	MS Kart	MS Kart Racing Team	5	55.814	0.349	0.001	5 87,720
9	255	Ludvig MORIN	SWE	Kosmic	Paul Carr Racing	5	55.837	0.372	0.023	5 87,684
10	243	Frederick OP DE BEECK	BEL	Gillard	DFK Racing Team	5	55.920	0.455	0.083	5 87,554
11	249	Alessandro TROMBELLI	ITA	Formula K	FK Racing Team AB Ltd	5	55.950	0.485	0.030	5 87,507
12	259	Max RENBERG	SWE	Tonykart	Renbergs Racing	5	55.967	0.502	0.017	5 87,480
13	262	Nicolas PICOT	FRA	Sodi	Kart Pro Racing	5	55.984	0.519	0.017	4 87,454
14	280	Tadasuka MAKINO	JPN	Birel	KMS Hungary	5	55.996	0.531	0.012	5 87,435
15	258	Randy BERGLAS	CHE	Zanardi	Scheppers	5	56.004	0.539	0.008	5 87,422
16	235	Petr FULIN	CZE	OK1	OK1 Racing Team	5	56.068	0.603	0.064	5 87,323
17	238	Jack SAFFREY	GBR	Formula K	Formula K UK	5	56.082	0.617	0.014	5 87,301
18	291	Joel AFFOLTER	NLD	Praga	Josh Hart Racing	5	56.090	0.625	0.008	3 87,288
19	242	Lukasz BARTOSZUK	POL	Tonykart	Wyrzykowski M/Sport	5	56.090	0.625		4 87,288
20	265	Kenny MARQUES	FRA	FA Kart	DSS Kart	5	56.097	0.632	0.007	5 87,277
21	278	Shane DALY	GBR	Kosmic	Paul Carr Racing	5	56.105	0.640	0.008	4 87,265
22	296	Jeremie LESOUDIER	FRA	FA	DSS	5	56.113	0.648	0.008	4 87,253
23	244	Alfredo ZABALZA	MEX	Kosmic	Paul Carr Racing	5	56.148	0.683	0.035	4 87,198
24	232	Quentin GUERRA	FRA	FA Kart	RM Concept	5	56.171	0.706	0.023	4 87,162
25	283	Joey VAN SPLUNTEREN	NLD	DR	VPDR	3	56.208	0.743	0.037	3 87,105
26	293	Henrique BAPTISTA	PRT	Kosmic	Paul Carr Racing	5	56.283	0.818	0.075	5 86,989
27	248	Juuso PYKALAINEN	FIN	Tonykart	MPT Racing	5	56.303	0.838	0.020	5 86,958
28	284	Antoine LEPESQUEUX	FRA	Sodi	Winmax Team	3	56.395	0.930	0.092	3 86,816
29	237	Sten Dorian PIIRIMAGI	EST	Tonykart	Aix Racing Team	5	56.460	0.995	0.065	5 86,716
30	220	Marc LUPFER	DEU	Tonykart	KSW Racing	5	56.463	0.998	0.003	5 86,712
31	269	Carlos PINTO	PRT	Praga	QZ Racing Team	4	56.640	1.175	0.177	4 86,441
32	290	Sam SMELT	GBR	Tonykart	Paul Carr Racing	5	56.760	1.295	0.120	5 86,258
33	233	Ebba GRANDIN	SWE	Kosmic	TBA	4	57.506	2.041	0.746	3 85,139







# Rotax Euro Challenge 2013 Genk / Belgium

Rotax Seniors

Genk / Belgium 1,360 Km

Warm up qualified 1-28

2013-03-31 09:50

Practice (5:00 Time) started at 9:50:00

Pos	No.	Name	Nat.	Chassis	Race Team	Laps	Best Tm	Diff	Gap In Lap	km/h
1	234	Charlie EASTWOOD	IRL	Tonykart	Strawberry Racing	5	54.994			4 89,028
2	202	Edward BRAND	GBR	Intrepid	Intrepid Driver Program	5	55.001	0.007	0.007	5 89,017
3	207	Bas DE LAAT	NLD	Gillard	PDB Kart Racing	5	55.091	0.097	0.090	4 88,871
4	225	Kyle FOWLIE	GBR	Tonykart	Strawberry Racing	5	55.101	0.107	0.010	5 88,855
5	247	Glenn VAN PARIJS	BEL	Tonykart	Bouvin Power/Raw Racing	5	55.128	0.134	0.027	5 88,811
6	253	Kenny VERMEYLEN	BEL	Tecno	Tecno Kart Racing	5	55.207	0.213	0.079	5 88,684
7	222	Harry WEBB	GBR	Tonykart	Strawberry Racing	5	55.251	0.257	0.044	5 88,614
8	270	Oliver MYERS	GBR	Tonykart	Coles Racing	5	55.272	0.278	0.021	5 88,580
9	223	Aavo TALVAR	EST	Tonykart	Talvar Racing	5	55.280	0.286	0.008	5 88,567
10	250	Lennert VAN BOGAERT	BEL	Sodi	Win Max Team	5	55.305	0.311	0.025	5 88,527
11	206	Philip MORIN	SWE	Alonso	Dan Holland Racing	5	55.314	0.320	0.009	4 88,513
12	264	Jules COUSIN	FRA	FA Kart	DSS Kart	5	55.401	0.407	0.087	4 88,374
13	276	Martin HENCKEL MORTEN	DNK	Tonykart	RS Competition	5	55.405	0.411	0.004	5 88,367
14	266	Connor JUPP	GBR	Alonso	Dan Holland Racing	5	55.418	0.424	0.013	5 88,347
15	217	Maximilian WEINZIERL	AUT	Alonso	Dan Holland Racing	5	55.429	0.435	0.011	3 88,329
16	218	Antoine BARTHON	FRA	Intrepid	Intrepid Driver Program	5	55.461	0.467	0.032	5 88,278
17	231	Pierce LEHANE	AUS	Alonso	Dan Holland Racing	5	55.511	0.517	0.050	5 88,199
18	208	Jiri FORMAN	CZE	Formula K	Protrain Racing	5	55.559	0.565	0.048	5 88,123
19	216	Bryan EERDEN	NLD	Gillard	PDB Kart Racing	5	55.601	0.607	0.042	5 88,056
20	241	Karol DABSKI	POL	Praga	Praga Racing	5	55.628	0.634	0.027	5 88,013
21	228	Eugene DENYSSSEN	ZAF	Alonso	Dan Holland Racing	5	55.644	0.650	0.016	4 87,988
22	267	Michael COOL	BEL	Tonykart	Bouvin Power	4	55.707	0.713	0.063	4 87,888
23	204	James SINGLETON	GBR	OTK	Coles Racing	4	55.721	0.727	0.014	4 87,866
24	239	Niklas TIHONEN	FIN	Formula K	FK Racing Team AB Ltd	5	55.735	0.741	0.014	4 87,844
25	221	Jan JONCK	DNK	Tonykart	RS Competition	5	55.747	0.753	0.012	5 87,825
26	260	Charlie TURNER	GBR	Tonykart	Coles Racing	5	55.841	0.847	0.094	5 87,678
27	236	Jack WEPRIN	USA	Alonso	Dan Holland Racing	5	55.892	0.898	0.051	3 87,598
28	279	Luke VARLEY	GBR	Birel	KMS Hungary	5	56.186	1.192	0.294	4 87,139

Timekeeping Ingrid and Meik Wagner:

Clerk of the course Nigel Edwards:

[www.mylaps.com](http://www.mylaps.com)

Steward (Chairman) Horst Seidel:

Chief Scrutineer Paul Klaassen:

Licensed to: Motorsport Events

Printed: 2013-03-31 09:55:54

posted at:

h





# Rotax Euro Challenge 2013 Genk / Belgium

Rotax Seniors

Genk / Belgium 1,360 Km

Warm up qualified 1-28

2013-03-31 09:50

Practice (5:00 Time) started at 9:50:00

Lap	Time of Day	Lap Tm	Diff	S1 Tm	S2 Tm	S3 Tm	Lap	Time of Day	Lap Tm	Diff	S1 Tm	S2 Tm	S3 Tm
5	9:55:17.699	<b>55.601</b>		<b>22.286</b>	<b>16.539</b>	16.776							
<b>(241) Karol DABSKI</b>													
1	9:51:26.843	1:05.322	+9.694	28.790	18.712	17.820							
2	9:52:24.187	57.344	+1.716	23.136	17.002	17.206							
3	9:53:20.626	56.439	+0.811	22.954	16.713	16.772							
4	9:54:16.511	55.885	+0.257	22.531	16.659	<b>16.695</b>							
5	9:55:12.139	<b>55.628</b>		<b>22.370</b>	<b>16.505</b>	16.753							
<b>(228) Eugene DENYSSSEN</b>													
1	9:51:33.993	1:02.678	+7.034	27.203	18.036	17.439							
2	9:52:30.692	56.699	+1.055	23.050	16.934	16.715							
3	9:53:26.709	56.017	+0.373	22.354	16.811	16.852							
4	9:54:22.353	<b>55.644</b>		22.227	16.746	<b>16.671</b>							
5	9:55:18.607	56.254	+0.610	<b>22.218</b>	<b>16.449</b>	17.587							
<b>(267) Michael COOL</b>													
1	9:51:25.281	1:07.049	+11.342	30.107	18.472	18.470							
2	9:52:22.891	57.610	+1.903	23.813	16.943	16.854							
3	9:53:18.761	55.870	+0.163	22.545	16.576	<b>16.749</b>							
4	9:54:14.468	<b>55.707</b>		<b>22.399</b>	<b>16.553</b>	16.755							
<b>(204) James SINGLETON</b>													
1	9:52:12.476	1:05.262	+9.541	28.762	18.585	17.915							
2	9:53:09.849	57.373	+1.652	23.302	17.064	17.007							
3	9:54:06.096	56.247	+0.526	22.742	16.657	16.848							
4	9:55:01.817	<b>55.721</b>		<b>22.449</b>	<b>16.588</b>	<b>16.684</b>							
<b>(239) Niklas TIHONEN</b>													
1	9:51:24.961	1:05.489	+9.754	29.731	18.378	17.380							
2	9:52:21.962	57.001	+1.266	22.812	16.923	17.266							
3	9:53:18.573	56.611	+0.876	23.144	16.728	16.739							
4	9:54:14.308	<b>55.735</b>		22.448	16.586	<b>16.701</b>							
5	9:55:10.054	55.746	+0.011	<b>22.289</b>	<b>16.569</b>	16.888							
<b>(221) Jan JONCK</b>													
1	9:51:22.229	1:02.849	+7.102	27.826	17.869	17.154							
2	9:52:19.025	56.796	+1.049	22.945	16.975	16.876							
3	9:53:15.469	56.444	+0.697	22.712	16.908	16.824							
4	9:54:11.333	55.864	+0.117	<b>22.497</b>	16.606	16.761							
5	9:55:07.080	<b>55.747</b>		22.545	<b>16.556</b>	<b>16.646</b>							
<b>(260) Charlie TURNER</b>													
1	9:51:30.097	1:05.207	+9.366	28.323	19.111	17.773							
2	9:52:27.585	57.488	+1.647	23.330	16.979	17.179							
3	9:53:23.515	55.930	+0.089	22.540	16.696	<b>16.694</b>							
4	9:54:20.351	56.836	+0.995	22.889	16.750	17.197							
5	9:55:16.192	<b>55.841</b>		<b>22.412</b>	<b>16.554</b>	16.875							
<b>(236) Jack WEPRIN</b>													
1	9:51:30.379	1:04.165	+8.273	27.248	18.551	18.366							
2	9:52:27.813	57.434	+1.542	23.589	16.957	16.888							
3	9:53:23.705	<b>55.892</b>		<b>22.590</b>	<b>16.635</b>	<b>16.667</b>							
4	9:54:20.878	57.173	+1.281	23.383	16.887	16.903							
5	9:55:17.483	56.605	+0.713	23.152	16.651	16.802							
<b>(279) Luke VARLEY</b>													
1	9:51:30.894	1:08.114	+11.928	30.742	19.364	18.008							
2	9:52:30.142	59.248	+3.062	24.711	17.178	17.359							
3	9:53:26.524	56.382	+0.196	22.723	<b>16.625</b>	17.034							
4	9:54:22.710	<b>56.186</b>		<b>22.303</b>	17.145	<b>16.738</b>							
5	9:55:18.982	56.272	+0.086	22.524	16.625	17.123							





# Rotax Euro Challenge 2013 Genk / Belgium

Rotax Seniors

Genk / Belgium 1,360 Km

Second Chance Heat

2013-03-31 10:50

Race (10 Laps) started at 10:53:19

Pos	No.	Name	Nat.	Chassis	Race Team	Laps	Total Tm	Diff	Best Tm	In Lap	km/h	Points
1	255	Ludvig MORIN	SWE	Kosmic	Paul Carr Racing	10	9:23.251		55.385	4	88,399	0
2	283	Joey VAN SPLUNTEREN	NLD	DR	VPDR	10	9:23.514	0.263	55.459	5	88,281	0
3	278	Shane DALY	GBR	Kosmic	Paul Carr Racing	10	9:23.618	0.367	55.578	9	88,092	0
4	254	Oliver NORRIS	GBR	Tonykart	RL Racing Dept UK Ltd	10	9:23.839	0.588	55.108	5	88,844	0
5	214	Petr BEZEL	CZE	MS Kart	MS Kart Racing Team	10	9:25.162	1.911	55.327	8	88,492	0
6	284	Antoine LEPESQUEUX	FRA	Sodi	Winmax Team	10	9:25.828	2.577	55.470	8	88,264	0
7	238	Jack SAFFREY	GBR	Formula K	Formula K UK	10	9:26.131	2.880	55.269	6	88,585	0
8	280	Tadasuka MAKINO	JPN	Birel	KMS Hungary	10	9:26.761	3.510	55.513	9	88,196	0
9	249	Alessandro TROMBELLI	ITA	Formula K	FK Racing Team AB Ltd	10	9:28.773	5.522	55.424	7	88,337	0
10	265	Kenny MARQUES	FRA	FA Kart	DSS Kart	10	9:29.000	5.749	55.507	7	88,205	0
11	272	Santeri KALLIO	FIN	Formula K	FK Racing Team AB Ltd	10	9:29.764	6.513	55.432	10	88,324	0
12	226	Jessica BACKMAN	SWE	Tonykart	Strawberry Racing	10	9:29.851	6.600	55.111	9	88,839	0
13	290	Sam SMELT	GBR	Tonykart	Paul Carr Racing	10	9:32.052	8.801	55.428	3	88,331	0
14	220	Marc LUPFER	DEU	Tonykart	KSW Racing	10	9:32.286	9.035	55.448	8	88,299	0
15	235	Petr FULIN	CZE	OK1	OK1 Racing Team	10	9:33.656	10.405	55.542	8	88,150	0
16	258	Randy BERGLAS	CHE	Zanardi	Scheppers	10	9:34.122	10.871	55.716	6	87,874	0
17	271	Kristian THORSEN	DNK	Tonykart	RS Competition	10	9:34.177	10.926	55.325	10	88,495	0
18	233	Ebba GRANDIN	SWE	Kosmic	TBA	10	9:34.768	11.517	55.635	10	88,002	0
19	232	Quentin GUERRA	FRA	FA Kart	RM Concept	10	9:36.419	13.168	55.666	7	87,953	0
20	242	Lukasz BARTOSZUK	POL	Tonykart	Wyrzykowski M/Sport	10	9:37.054	13.803	55.931	6	87,536	0
21	244	Alfredo ZABALZA	MEX	Kosmic	Paul Carr Racing	10	9:38.161	14.910	55.423	8	88,339	0
22	237	Sten Dorian PIIRIMAGI	EST	Tonykart	Aix Racing Team	10	9:38.313	15.062	55.217	4	88,668	0
23	269	Carlos PINTO	PRT	Praga	QZ Racing Team	10	9:38.557	15.306	55.545	8	88,145	0
24	248	Juuso PYKALAINEN	FIN	Tonykart	MPT Racing	10	9:38.727	15.476	55.689	9	87,917	0
25	243	Frederick OP DE BEECK	BEL	Gillard	DFK Racing Team	10	9:38.955	15.704	55.622	3	88,023	0
26	293	Henrique BAPTISTA	PRT	Kosmic	Paul Carr Racing	10	9:39.376	16.125	55.989	9	87,446	0
27	240	Eva BENES	FRA	Kosmic	PKS	10	9:42.451	19.200	55.192	7	88,709	0
28	263	Tobias HOLM	DNK	Tonykart	RS Competition	10	9:55.642	32.391	55.651	3	87,977	0
29	291	Joel AFFOLTER	NLD	Praga	Josh Hart Racing	3	2:58.260	7 Laps	58.544	3	83,629	0
30	282	Mark FERENCZ	HUN	DR	VPDR	3	3:12.665	7 Laps	57.097	3	85,749	0
31	262	Nicolas PICOT	FRA	Sodi	Kart Pro Racing	3	3:17.829	7 Laps	56.147	3	87,200	0
32	296	Jeremie LESOUDIER	FRA	FA	DSS		0.462	10 Laps		0	-	0
33	259	Max RENBERG	SWE	Tonykart	Renbergs Racing		1.012	10 Laps		0	-	0

Not classified

DNS	230	Fazio FRANSEN	NLD	CRG	CRG Holland			DNS		0	-	0
-----	-----	---------------	-----	-----	-------------	--	--	-----	--	---	---	---

## Announcements

These results are provisional until the conclusion of any judicial and technical matters

No. 262 + 214 + 226 + 244 warning board

Started: 33 Classified: 33 Not classified: 0

Margin of Victory	Ø km/h	Best Lap Tm	km/h	Best Lap by
0.263	86,924	55.108	88,844	254 - Oliver NORRIS

Official Timing [www.camp-company.de](http://www.camp-company.de) / [www.motorsport-events.se](http://www.motorsport-events.se)

Orbits

Timekeeping Ingrid and Meik Wagner:

Clerk of the course Nigel Edwards:

[www.mylaps.com](http://www.mylaps.com)

Steward (Chairman) Horst Seidel:

Chief Scrutineer Paul Klaassen:

Licensed to: Motorsport Events

Printed: 2013-03-31 11:10:02

posted at:

h







# Rotax Euro Challenge 2013 Genk / Belgium

Rotax Seniors Genk / Belgium 1,360 Km  
 Second Chance Heat 2013-03-31 10:50

Race (10 Laps) started at 10:53:19

Lap	Time of Day	Lap Tm	Diff	S1 Tm	S2 Tm	S3 Tm	Lap	Time of Day	Lap Tm	Diff	S1 Tm	S2 Tm	S3 Tm
<b>(269) Carlos PINTO</b>							5	10:58:35.538	1:18.158	+22.507	<b>22.379</b>	38.098	17.681
1	10:54:30.764	1:09.128	+13.583	31.248	20.263	17.617	6	10:59:32.091	56.553	+0.902	22.972	16.697	16.884
2	10:55:27.785	57.021	+1.476	23.051	16.841	17.129	7	11:00:28.009	55.918	+0.267	22.551	16.582	16.785
3	10:56:24.527	56.742	+1.197	23.007	16.914	16.821	8	11:01:23.768	55.759	+0.108	22.460	<b>16.548</b>	16.751
4	10:57:20.195	55.668	+0.123	22.448	<b>16.482</b>	16.738	9	11:02:19.565	55.797	+0.146	22.506	16.591	16.700
5	10:58:16.761	56.566	+1.021	22.658	16.808	17.100	10	11:03:15.251	55.686	+0.035	22.418	16.562	16.706
6	10:59:13.327	56.566	+1.021	23.164	16.562	16.840	<b>(291) Joel AFFOLTER</b>						
7	11:00:09.651	56.324	+0.779	22.533	17.063	16.728	1	10:54:19.511	59.902	+1.358	24.268	17.738	17.896
8	11:01:05.196	<b>55.545</b>		<b>22.257</b>	16.579	<b>16.709</b>	2	10:55:19.325	59.814	+1.270	24.010	18.143	17.661
9	11:02:01.850	56.654	+1.109	22.699	16.784	17.171	3	10:56:17.869	<b>58.544</b>		23.346	<b>17.612</b>	<b>17.586</b>
10	11:02:58.166	56.316	+0.771	22.582	16.995	16.739	<b>(282) Mark FERENCZ</b>						
<b>(248) Juuso PYKALAINEN</b>							1	10:54:37.513	1:16.122	+19.025	39.111	19.112	17.899
1	10:54:31.440	1:10.300	+14.611	34.800	18.209	17.291	2	10:55:35.177	57.664	+0.567	23.313	17.281	17.070
2	10:55:27.690	56.250	+0.561	22.682	16.678	16.890	3	10:56:32.274	<b>57.097</b>		22.905	17.126	<b>17.066</b>
3	10:56:23.460	55.770	+0.081	22.450	16.598	16.722	<b>(262) Nicolas PICOT</b>						
4	10:57:19.461	56.001	+0.312	22.440	<b>16.555</b>	17.006	1	10:54:44.661	1:24.431	+28.284	49.784	17.439	17.208
5	10:58:16.324	56.863	+1.174	22.804	16.756	17.303	2	10:55:41.291	56.630	+0.483	22.932	16.845	16.853
6	10:59:12.737	56.413	+0.724	22.858	16.689	16.866	3	10:56:37.438	<b>56.147</b>		<b>22.643</b>	16.688	<b>16.816</b>
7	11:00:10.251	57.514	+1.825	23.033	17.828	<b>16.653</b>	<b>(243) Frederick OP DE BEECK</b>						
8	11:01:06.610	56.359	+0.670	23.026	16.666	16.667	1	10:54:27.782	1:05.446	+9.824	30.490	17.858	17.098
9	11:02:02.299	<b>55.689</b>		<b>22.408</b>	16.598	16.683	2	10:55:23.972	56.190	+0.568	22.687	16.718	16.785
10	11:02:58.336	56.037	+0.348	22.535	16.778	16.724	3	10:56:19.594	<b>55.622</b>		<b>22.377</b>	<b>16.571</b>	<b>16.674</b>
<b>(293) Henrique BAPTISTA</b>							4	10:57:17.153	57.559	+1.937	23.302	16.989	17.268
1	10:54:28.465	1:06.820	+10.831	31.461	18.041	17.318	5	10:58:16.678	59.525	+3.903	22.535	18.839	18.151
2	10:55:24.765	56.300	+0.311	22.615	16.810	16.875	6	10:59:13.443	56.765	+1.143	23.456	16.618	16.691
3	10:56:20.901	56.136	+0.147	22.748	16.720	16.668	7	11:00:10.145	56.702	+1.080	22.587	17.377	16.738
4	10:57:19.397	58.496	+2.507	<b>22.410</b>	17.571	18.515	8	11:01:06.779	56.634	+1.012	23.285	16.619	16.730
5	10:58:16.662	57.265	+1.276	23.341	17.124	16.800	9	11:02:02.684	55.905	+0.283	22.557	16.664	16.684
6	10:59:13.109	56.447	+0.458	22.743	16.768	16.936	10	11:02:58.564	55.880	+0.258	22.405	16.728	16.747
7	11:00:10.669	57.560	+1.571	22.857	17.960	16.743	<b>(240) Eva BENES</b>						
8	11:01:06.924	56.255	+0.266	23.045	<b>16.554</b>	<b>16.656</b>	1	10:54:42.716	1:22.857	+27.665	48.101	17.479	17.277
9	11:02:02.913	<b>55.989</b>		22.487	16.792	16.710	2	10:55:38.675	55.959	+0.767	22.634	16.594	16.731
10	11:02:58.985	56.072	+0.083	22.709	16.562	16.801	3	10:56:34.207	55.532	+0.340	22.325	16.480	16.727
<b>(263) Tobias HOLM</b>							4	10:57:29.696	55.489	+0.297	22.254	16.458	16.777
1	10:54:28.005	1:06.531	+10.880	31.719	17.693	17.119	5	10:58:25.308	55.612	+0.420	22.244	16.659	16.709
2	10:55:24.606	56.601	+0.950	22.792	16.822	16.987	6	10:59:20.578	55.270	+0.078	22.242	<b>16.386</b>	16.642
3	10:56:20.257	<b>55.651</b>		22.444	16.580	<b>16.627</b>	7	11:00:15.770	<b>55.192</b>		<b>22.186</b>	16.390	<b>16.616</b>
4	10:57:17.380	57.123	+1.472	22.792	17.411	16.920	8	11:01:11.183	55.413	+0.221	22.322	16.440	16.651

Timekeeping Ingrid and Meik Wagner:

Clerk of the course Nigel Edwards:

[www.mylaps.com](http://www.mylaps.com)

Steward (Chairman) Horst Seidel:

Chief Scrutineer Paul Klaassen:

Licensed to: Motorsport Events

Rotax Euro Challenge 2013  
 Class: Rotax Max Seniors  
 Date/Time: 2013-03-31 12:00

Track: Genk / Belgium  
 Heat: Prefinal  
 Laps: 13

Edition 1

Petr BEZEL	<b>214</b>	2nd Chance 5
	33	
Shane DALY	<b>278</b>	2nd Chance 3
	31	
Ludvig MORIN	<b>255</b>	2nd Chance 1
	29	
Kenny VERMEYLEN	<b>253</b>	Points 47 Quali Rank 4
	27	
Karol DABSKI	<b>241</b>	Points 45 Quali Rank 50
	25	
Jules COUSIN	<b>264</b>	Points 45 Quali Rank 17
	23	
Glenn VAN PARIJS	<b>247</b>	Points 42 Quali Rank 15
	21	
Antoine BARTHON	<b>218</b>	Points 38 Quali Rank 36
	19	
Michael COOL	<b>267</b>	Points 37 Quali Rank 21
	17	
Pierce LEHANE	<b>231</b>	Points 31 Quali Rank 22
	15	
Bas DE LAAT	<b>207</b>	Points 26 Quali Rank 27
	13	
Connor JUPP	<b>266</b>	Points 25 Quali Rank 1
	11	
Maximilian WEINZIERL	<b>217</b>	Points 21 Quali Rank 10
	9	
Martin HENCKEL MORT	<b>276</b>	Points 19 Quali Rank 24
	7	
Edward BRAND	<b>202</b>	Points 16 Quali Rank 19
	5	
Philip MORIN	<b>206</b>	Points 5 Quali Rank 3
	3	
James SINGLETON	<b>204</b>	Points 3 Quali Rank 2
	1	

17	Antoine LEPESQUEUX	<b>284</b>	2nd Chance 6
		34	
16	Oliver NORRIS	<b>254</b>	2nd Chance 4
		32	
15	Joey VAN SPLUNTER	<b>283</b>	2nd Chance 2
		30	
14	Aavo TALVAR	<b>223</b>	Points 50 Quali Rank 13
		28	
13	Bryan EERDEN	<b>216</b>	Points 46 Quali Rank 14
		26	
12	Charlie TURNER	<b>260</b>	Points 45 Quali Rank 40
		24	
11	Eugene DENYSSEN	<b>228</b>	Points 42 Quali Rank 28
		22	
10	Luke VARLEY	<b>279</b>	Points 39 Quali Rank 32
		20	
9	Niklas TIIHONEN	<b>239</b>	Points 37 Quali Rank 26
		18	
8	Kyle FOWLIE	<b>225</b>	Points 33 Quali Rank 6
		16	
7	Jack WEPRIN	<b>236</b>	Points 31 Quali Rank 18
		14	
6	Oliver MYERS	<b>270</b>	Points 25 Quali Rank 12
		12	
5	Jan JONCK	<b>221</b>	Points 22 Quali Rank 8
		10	
4	Lennert VAN BOGAERT	<b>250</b>	Points 21 Quali Rank 7
		8	
3	Jiri FORMAN	<b>208</b>	Points 19 Quali Rank 16
		6	
2	Charlie EASTWOOD	<b>234</b>	Points 7 Quali Rank 9
		4	
1	Harry WEBB	<b>222</b>	Points 3 Quali Rank 5
		2	

Pole Position

Clerk of the course Nigel Edwards:  
 Stewards (Chairman) Horst Seidel:

Scrutineer Paul Klaassen:  
 Timekeeping Ingrid/Meik Wagner:



# Rotax Euro Challenge 2013 Genk / Belgium

Rotax Seniors

Genk / Belgium 1,360 Km

Pre-Final **-NEW-**

2013-03-31 12:00

Race (13 Laps) started at 12:03:06

Pos	No.	Name	Nat.	Chassis	Race Team	Laps	Total Tm	Diff	Best Tm	In Lap	km/h	Points
1	222	Harry WEBB	GBR	Tonykart	Strawberry Racing	13	12:11.693		55.441	11	88,310	34
2	204	James SINGLETON	GBR	OTK	Coles Racing	13	12:11.989	0.296	55.565	8	88,113	33
3	234	Charlie EASTWOOD	IRL	Tonykart	Strawberry Racing	13	12:12.134	0.441	55.390	9	88,391	32
4	266	Connor JUPP	GBR	Alonso	Dan Holland Racing	13	12:12.805	1.112	55.376	9	88,414	31
5	231	Pierce LEHANE	AUS	Alonso	Dan Holland Racing	13	12:13.290	1.597	55.429	8	88,329	30
6	255	Ludvig MORIN	SWE	Kosmic	Paul Carr Racing	13	12:14.087	2.394	55.505	9	88,208	29
7	270	Oliver MYERS	GBR	Tonykart	Coles Racing	13	12:14.680	2.987	55.407	11	88,364	28
8	250	Lennert VAN BOGAERT	BEL	Sodi	Win Max Team	13	12:14.739	3.046	55.441	9	88,310	27
9	223	Aavo TALVAR	EST	Tonykart	Talvar Racing	13	12:15.700	4.007	55.568	5	88,108	26
10	253	Kenny VERMEYLEN	BEL	Tecno	Tecno Kart Racing	13	12:15.841	4.148	55.345	12	88,463	25
11	206	Philip MORIN	SWE	Alonso	Dan Holland Racing	13	12:16.319	4.626	55.563	8	88,116	24
12	260	Charlie TURNER	GBR	Tonykart	Coles Racing	13	12:17.377	5.684	55.501	10	88,215	23
13	208	Jiri FORMAN	CZE	Formula K	Protrain Racing	13	12:17.437	5.744	55.601	5	88,056	22
14	239	Niklas TIIHONEN	FIN	Formula K	FK Racing Team AB Ltd	13	12:18.766	7.073	55.692	8	87,912	21
15	254	Oliver NORRIS	GBR	Tonykart	RL Racing Dept UK Ltd	13	12:20.601	8.908	55.428	8	88,331	20
16	217	Maximilian WEINZIERL	AUT	Alonso	Dan Holland Racing	13	12:21.113	9.420	55.551	8	88,135	19
17	216	Bryan EERDEN	NLD	Gillard	PDB Kart Racing	13	12:21.248	9.555	55.761	5	87,803	18
18	202	Edward BRAND	GBR	Intrepid	Intrepid Driver Program	13	12:21.480	9.787	55.429	9	88,329	17
19	267	Michael COOL	BEL	Tonykart	Bouvin Power	13	12:21.888	10.195	55.620	5	88,026	16
20	221	Jan JONCK	DNK	Tonykart	RS Competition	13	12:22.058	10.365	55.591	5	88,072	15
21	214	Petr BEZEL	CZE	MS Kart	MS Kart Racing Team	13	12:22.998	11.305	55.542	9	88,150	14
22	207	Bas DE LAAT	NLD	Gillard	PDB Kart Racing	13	12:23.775	12.082	55.359	8	88,441	13
23	278	Shane DALY	GBR	Kosmic	Paul Carr Racing	13	12:24.015	12.322	55.726	9	87,858	12
24	247	Glenn VAN PARIJS	BEL	Tonykart	Bouvin Power/Raw Racing	13	12:24.373	12.680	55.556	11	88,127	11
25	283	Joey VAN SPLUNTEREN	NLD	DR	VPDR	13	12:26.501	14.808	55.796	11	87,748	10
26	241	Karol DABSKI	POL	Praga	Praga Racing	13	12:29.578	17.885	55.936	11	87,529	9
27	284	Antoine LEPESQUEUX	FRA	Sodi	Winmax Team	13	12:29.701	18.008	55.968	7	87,479	8
28	236	Jack WEPRIN	USA	Alonso	Dan Holland Racing	13	12:29.975	18.282	55.874	11	87,626	7
29	264	Jules COUSIN	FRA	FA Kart	DSS Kart	13	12:33.213	21.520	55.579	10	88,091	6
30	218	Antoine BARTHON	FRA	Intrepid	Intrepid Driver Program	13	12:42.636	30.943	55.929	10	87,540	5
31	276	Martin HENCKEL MORTENS	DNK	Tonykart	RS Competition	12	11:13.900	1 Lap	55.382	9	88,404	4
32	279	Luke VARLEY	GBR	Birel	KMS Hungary	9	8:44.597	4 Laps	55.863	7	87,643	3
33	228	Eugene DENYSSEN	ZAF	Alonso	Dan Holland Racing	5	4:56.073	8 Laps	56.469	3	86,702	2
34	225	Kyle FOWLIE	GBR	Tonykart	Strawberry Racing		1.002	13 Laps		0	-	1

## Announcements

These results are provisional until the conclusion of any judicial and technical matters

No. 208 warning board

Started: 34 Classified: 34 Not classified: 0

No. 207 + 264 time penalty 10 sec. / reason unfair driving

No. 202 time penalty 10 sec. / reason overtaking outside the track

Margin of Victory	Ø km/h	Best Lap Tm	km/h	Best Lap by
0.296	86,987	55.345	88,463	253 - Kenny VERMEYLEN

Official Timing [www.camp-company.de](http://www.camp-company.de) / [www.motorsport-events.se](http://www.motorsport-events.se)

Orbits

Timekeeping Ingrid and Meik Wagner:

Clerk of the course Nigel Edwards:

[www.mylaps.com](http://www.mylaps.com)

Steward (Chairman) Horst Seidel:

Chief Scrutineer Paul Klaassen:

Licensed to: Motorsport Events

Printed: 2013-03-31 13:37:10

posted at:

h











Rotax Euro Challenge 2013 Genk / Belgium

Rotax Seniors

Genk / Belgium 1,360 Km

Pre-Final

2013-03-31 12:00

Race (13 Laps) started at 12:03:06

Table with 13 columns: Lap, Time of Day, Lap Tm, Diff, S1 Tm, S2 Tm, S3 Tm. It lists race results for drivers: (284) Antoine LEPESQUEUX, (279) Luke VARLEY, (228) Eugene DENYSSEN, (236) Jack WEPRIN, (218) Antoine BARTHON, and (276) Martin HENCKEL MORTENSEN.

Timekeeping Ingrid and Meik Wagner: [Signature] Clerk of the course Nigel Edwards: www.mylaps.com
Steward (Chairman) Horst Seidel: Chief Scrutineer Paul Klaassen: Licensed to: Motorsport Events
Printed: 2013-03-31 12:18:28 posted at: h Page 4/4

Rotax Euro Challenge 2013  
 Class: Rotax Max Seniors  
 Date/Time: 2013-03-31 14:30

Track: Genk / Belgium  
 Heat: Final  
 Laps: 16

Edition 1

Eugene DENYSSSEN **228** Laps 5  
 Tm. 4:56.073  
 33

Martin HENCKEL MORI **276** Laps 12  
 Tm. 11:13.900  
 31

Jules COUSIN **264** Laps 13  
 Tm. 12:33.213  
 29

Antoine LEPESQUEUX **284** Laps 13  
 Tm. 12:29.701  
 27

Joey VAN SPLUNTER **283** Laps 13  
 Tm. 12:26.501  
 25

Shane DALY **278** Laps 13  
 Tm. 12:24.015  
 23

Petr BEZEL **214** Laps 13  
 Tm. 12:22.998  
 21

Michael COOL **267** Laps 13  
 Tm. 12:21.888  
 19

Bryan EERDEN **216** Laps 13  
 Tm. 12:21.248  
 17

Oliver NORRIS **254** Laps 13  
 Tm. 12:20.601  
 15

Jiri FORMAN **208** Laps 13  
 Tm. 12:17.437  
 13

Philip MORIN **206** Laps 13  
 Tm. 12:16.319  
 11

Aavo TALVAR **223** Laps 13  
 Tm. 12:15.700  
 9

Oliver MYERS **270** Laps 13  
 Tm. 12:14.680  
 7

Pierce LEHANE **231** Laps 13  
 Tm. 12:13.290  
 5

Charlie EASTWOOD **234** Laps 13  
 Tm. 12:12.134  
 3

Harry WEBB **222** Laps 13  
 Tm. 12:11.693  
 1

17

Kyle FOWLIE **225** Laps 0  
 Tm. 1.002  
 34

16

Luke VARLEY **279** Laps 9  
 Tm. 8:44.597  
 32

15

Antoine BARTHON **218** Laps 13  
 Tm. 12:42.636  
 30

14

Jack WEPRIN **236** Laps 13  
 Tm. 12:29.975  
 28

13

Karol DABSKI **241** Laps 13  
 Tm. 12:29.578  
 26

12

Glenn VAN PARIJS **247** Laps 13  
 Tm. 12:24.373  
 24

11

Bas DE LAAT **207** Laps 13  
 Tm. 12:23.775  
 22

10

Jan JONCK **221** Laps 13  
 Tm. 12:22.058  
 20

9

Edward BRAND **202** Laps 13  
 Tm. 12:21.480  
 18

8

Maximilian WEINZIERL **217** Laps 13  
 Tm. 12:21.113  
 16

7

Niklas TIIHONEN **239** Laps 13  
 Tm. 12:18.766  
 14

6

Charlie TURNER **260** Laps 13  
 Tm. 12:17.377  
 12

5

Kenny VERMEYLEN **253** Laps 13  
 Tm. 12:15.841  
 10

4

Lennert VAN BOGAERT **250** Laps 13  
 Tm. 12:14.739  
 8

3

Ludvig MORIN **255** Laps 13  
 Tm. 12:14.087  
 6

2

Connor JUPP **266** Laps 13  
 Tm. 12:12.805  
 4

1

James SINGLETON **204** Laps 13  
 Tm. 12:11.989  
 2

Pole Position

Clerk of the course Nigel Edwards:  
 Stewards (Chairman) Horst Seidel:

Scrutineer Paul Klaassen:  
 Timekeeping Ingrid/Meik Wagner:



# Rotax Euro Challenge 2013 Genk / Belgium

Rotax Seniors

Genk / Belgium 1,360 Km

Final **-NEW-**

2013-03-31 14:30

Race (16 Laps) started at 14:34:54

Pos	No.	Name	Nat.	Chassis	Race Team	Laps	Total Tm	Diff	Best Tm	In Lap	km/h	Points
1	234	Charlie EASTWOOD	IRL	Tonykart	Strawberry Racing	16	15:03.702		55.430	9	88,328	55
2	223	Aavo TALVAR	EST	Tonykart	Talvar Racing	16	15:03.842	0.140	55.262	9	88,596	52
3	254	Oliver NORRIS	GBR	Tonykart	RL Racing Dept UK Ltd	16	15:03.922	0.220	55.386	9	88,398	50
4	276	Martin HENCKEL MORTENS	DNK	Tonykart	RS Competition	16	15:07.550	3.848	55.450	7	88,296	49
5	225	Kyle FOWLIE	GBR	Tonykart	Strawberry Racing	16	15:09.835	6.133	55.380	8	88,407	48
6	239	Niklas TIIHONEN	FIN	Formula K	FK Racing Team AB Ltd	16	15:09.964	6.262	55.736	7	87,843	47
7	206	Philip MORIN	SWE	Alonso	Dan Holland Racing	16	15:09.965	6.263	55.352	8	88,452	46
8	222	Harry WEBB	GBR	Tonykart	Strawberry Racing	16	15:10.043	6.341	55.486	9	88,238	45
9	253	Kenny VERMEYLEN	BEL	Tecno	Tecno Kart Racing	16	15:10.999	7.297	55.153	8	88,771	44
10	264	Jules COUSIN	FRA	FA Kart	DSS Kart	16	15:11.344	7.642	55.533	13	88,164	43
11	207	Bas DE LAAT	NLD	Gillard	PDB Kart Racing	16	15:12.427	8.725	55.364	10	88,433	42
12	284	Antoine LEPESQUEUX	FRA	Sodi	Winmax Team	16	15:12.483	8.781	55.808	6	87,729	41
13	202	Edward BRAND	GBR	Intrepid	Intrepid Driver Program	16	15:12.702	9.000	55.363	7	88,435	40
14	270	Oliver MYERS	GBR	Tonykart	Coles Racing	16	15:14.305	10.603	55.600	9	88,058	39
15	228	Eugene DENYSSEN	ZAF	Alonso	Dan Holland Racing	16	15:14.709	11.007	55.346	8	88,462	38
16	221	Jan JONCK	DNK	Tonykart	RS Competition	16	15:15.054	11.352	55.489	7	88,234	37
17	216	Bryan EERDEN	NLD	Gillard	PDB Kart Racing	16	15:16.159	12.457	55.655	8	87,971	36
18	255	Ludvig MORIN	SWE	Kosmic	Paul Carr Racing	16	15:16.527	12.825	55.615	8	88,034	35
19	208	Jiri FORMAN	CZE	Formula K	Protrain Racing	16	15:16.770	13.068	55.921	15	87,552	34
20	247	Glenn VAN PARIJS	BEL	Tonykart	Bouvin Power/Raw Racing	16	15:16.986	13.284	55.313	9	88,514	33
21	283	Joey VAN SPLUNTEREN	NLD	DR	VPDR	16	15:17.846	14.144	55.661	6	87,961	32
22	236	Jack WEPRIN	USA	Alonso	Dan Holland Racing	16	15:20.322	16.620	55.606	9	88,048	31
23	214	Petr BEZEL	CZE	MS Kart	MS Kart Racing Team	16	15:20.880	17.178	55.667	8	87,952	30
24	218	Antoine BARTHON	FRA	Intrepid	Intrepid Driver Program	16	15:21.040	17.338	55.747	7	87,825	29
25	266	Connor JUPP	GBR	Alonso	Dan Holland Racing	16	15:21.208	17.506	55.381	9	88,406	28
26	278	Shane DALY	GBR	Kosmic	Paul Carr Racing	16	15:21.366	17.664	55.986	7	87,450	27
27	260	Charlie TURNER	GBR	Tonykart	Coles Racing	16	15:21.535	17.833	55.673	8	87,942	26
28	217	Maximilian WEINZIERL	AUT	Alonso	Dan Holland Racing	13	12:29.062	3 Laps	55.209	9	88,681	25
29	267	Michael COOL	BEL	Tonykart	Bouvin Power	12	11:34.130	4 Laps	55.585	8	88,081	24
30	279	Luke VARLEY	GBR	Birel	KMS Hungary	11	10:37.694	5 Laps	55.752	7	87,817	23

## Not classified

DQ	204	James SINGLETON	GBR	OTK	Coles Racing	16	15:04.175	DQ	55.335	9	88,479	0
DQ	231	Pierce LEHANE	AUS	Alonso	Dan Holland Racing	16	15:14.838	DQ	55.091	8	88,871	0
DQ	250	Lennert VAN BOGAERT	BEL	Sodi	Win Max Team	11	10:26.873	DQ	55.476	7	88,254	0
DQ	241	Karol DABSKI	POL	Praga	Praga Racing	11	10:34.232	DQ	55.534	7	88,162	0

## Announcements

These results are provisional until the conclusion of any judicial and technical matters

NO. 231 + 241 + 250 black flagg

Started: 34 Classified: 30 Not classified: 4

No. 204 excluded from Final / reason braking with parc fermé rules and aggressive behavior

Margin of Victory	Ø km/h	Best Lap Tm	km/h	Best Lap by
0.140	86,683	55.153	88,771	253 - Kenny VERMEYLEN

Official Timing [www.camp-company.de](http://www.camp-company.de) / [www.motorsport-events.se](http://www.motorsport-events.se)

Orbits

Timekeeping Ingrid and Meik Wagner:

Clerk of the course Nigel Edwards:

[www.mylaps.com](http://www.mylaps.com)

Steward (Chairman) Horst Seidel:

Chief Scrutineer Paul Klaassen:

Licensed to: Motorsport Events

Printed: 2013-03-31 16:18:23

posted at:

h













# Rotax Euro Challenge 2013 Genk / Belgium

Rotax Seniors

Genk / Belgium 1,360 Km

Final

2013-03-31 14:30

Race (16 Laps) started at 14:34:54

Lap	Time of Day	Lap Tm	Diff	S1 Tm	S2 Tm	S3 Tm	Lap	Time of Day	Lap Tm	Diff	S1 Tm	S2 Tm	S3 Tm
8	14:42:42.970	<b>55.585</b>		<b>22.275</b>	<b>16.566</b>	16.744							
9	14:43:38.561	55.591	+0.006	22.298	16.591	<b>16.702</b>							
10	14:44:34.376	55.815	+0.230	22.291	16.761	16.763							
11	14:45:30.912	56.536	+0.951	22.864	16.608	17.064							
12	14:46:28.351	57.439	+1.854	23.719	16.794	16.926							

**(279) Luke VARLEY**

1	14:36:00.535	1:04.431	+8.679	26.647	19.518	18.266
2	14:37:00.810	1:00.275	+4.523	24.650	17.955	17.670
3	14:38:00.491	59.681	+3.929	23.955	17.816	17.910
4	14:38:57.549	57.058	+1.306	23.344	16.792	16.922
5	14:39:53.606	56.057	+0.305	22.562	16.672	16.823
6	14:40:49.466	55.860	+0.108	22.440	16.603	16.817
7	14:41:45.218	<b>55.752</b>		<b>22.379</b>	<b>16.578</b>	<b>16.795</b>
8	14:42:41.837	56.619	+0.867	22.594	17.144	16.881
9	14:43:37.994	56.157	+0.405	22.623	16.678	16.856
10	14:44:35.346	57.352	+1.600	22.478	17.496	17.378
11	14:45:31.915	56.569	+0.817	22.576	16.724	17.269

**(231) Pierce LEHANE**

1	14:35:55.922	1:01.354	+6.263	<b>21.354</b>	22.143	17.857
2	14:37:01.073	1:05.151	+10.060	28.253	19.770	17.128
3	14:38:00.821	59.748	+4.657	24.115	17.589	18.044
4	14:38:59.591	58.770	+3.679	23.834	17.613	17.323
5	14:39:56.014	56.423	+1.332	22.741	16.668	17.014
6	14:40:51.637	55.623	+0.532	22.369	16.475	16.779
7	14:41:46.840	55.203	+0.112	22.154	<b>16.399</b>	16.650
8	14:42:41.931	<b>55.091</b>		22.095	16.436	<b>16.560</b>
9	14:43:37.424	55.493	+0.402	22.095	16.650	16.748
10	14:44:33.287	55.863	+0.772	22.155	16.896	16.812
11	14:45:28.609	55.322	+0.231	22.189	16.445	16.688
12	14:46:25.001	56.392	+1.301	22.277	17.045	17.070
13	14:47:20.506	55.505	+0.414	22.260	16.563	16.682
14	14:48:15.868	55.362	+0.271	22.185	16.544	16.633
15	14:49:11.611	55.743	+0.652	22.325	16.610	16.808
16	14:50:09.059	57.448	+2.357	23.041	17.608	16.799

**(250) Lennert VAN BOGAERT**

1	14:35:56.949	1:02.248	+6.772	23.633	20.274	18.341
2	14:36:57.950	1:01.001	+5.525	23.809	19.034	18.158
3	14:37:55.159	57.209	+1.733	23.163	17.091	16.955
4	14:38:51.302	56.143	+0.667	22.593	16.733	16.817
5	14:39:47.117	55.815	+0.339	22.455	16.600	16.760
6	14:40:42.734	55.617	+0.141	22.320	16.567	16.730
7	14:41:38.210	<b>55.476</b>		22.295	16.517	<b>16.664</b>
8	14:42:33.950	55.740	+0.264	<b>22.277</b>	16.705	16.758
9	14:43:29.482	55.532	+0.056	22.353	<b>16.504</b>	16.675
10	14:44:25.096	55.614	+0.138	22.325	16.526	16.763
11	14:45:21.094	55.998	+0.522	22.408	16.679	16.911

**(241) Karol DABSKI**

1	14:35:56.149	1:00.611	+5.077	<b>21.758</b>	21.080	17.773
2	14:36:59.548	1:03.399	+7.865	25.971	19.704	17.724
3	14:38:00.721	1:01.173	+5.639	23.974	18.025	19.174
4	14:38:58.525	57.804	+2.270	23.713	17.159	16.932
5	14:39:54.340	55.815	+0.281	22.426	16.635	16.754
6	14:40:49.879	55.539	+0.005	22.261	16.589	16.689
7	14:41:45.413	<b>55.534</b>		22.316	<b>16.556</b>	<b>16.662</b>
8	14:42:41.002	55.589	+0.055	22.297	16.569	16.723
9	14:43:36.802	55.800	+0.266	22.337	16.730	16.733
10	14:44:32.666	55.864	+0.330	22.290	16.784	16.790
11	14:45:28.453	55.787	+0.253	22.370	16.571	16.846



# Rotax Euro Challenge 2013 Genk / Belgium

Rotax Juniors

Genk / Belgium 1,360 Km

Non Qualifying Practice Even Numbers

2013-03-29 11:20

Practice (7:00 Time) started at 11:20:00

Lap	Time of Day	Lap Tm	Diff	S1 Tm	S2 Tm	S3 Tm	Lap	Time of Day	Lap Tm	Diff	S1 Tm	S2 Tm	S3 Tm
<b>(52) Lando NORRIS</b>							<b>(8) Guan Yu ZHOU</b>						
1	11:21:16.648	1:02.435	+5.979	26.601	18.041	17.793	1	11:21:27.347	1:03.105	+6.201	27.074	18.042	17.989
2	11:22:14.709	58.061	+1.605	23.595	17.251	17.215	2	11:22:25.879	58.532	+1.628	23.652	17.304	17.576
3	11:23:11.942	57.233	+0.777	23.141	16.971	17.121	3	11:23:24.710	58.831	+1.927	24.218	17.171	17.442
4	11:24:08.670	56.728	+0.272	22.819	16.822	17.087	4	11:24:22.181	57.471	+0.567	23.134	17.008	17.329
5	11:25:05.161	56.491	+0.035	22.681	16.758	17.052	5	11:25:19.629	57.448	+0.544	23.040	17.084	17.324
6	11:26:01.704	56.543	+0.087	22.769	16.718	17.056	6	11:26:16.714	57.085	+0.181	23.060	16.860	17.165
7	11:26:58.160	56.456		22.630	16.774	17.052	7	11:27:13.618	56.904		22.827	16.887	17.190
8	11:27:54.881	56.721	+0.265	22.717	16.924	17.080	<b>(78) Lars LAMBORELLE</b>						
<b>(78) Lars LAMBORELLE</b>							<b>(44) Jack McCARTHY</b>						
1	11:21:43.605	1:01.631	+5.071	25.955	17.805	17.871	1	11:21:19.411	1:04.283	+7.316	27.232	18.836	18.215
2	11:22:41.224	57.619	+1.059	23.267	17.085	17.267	2	11:22:18.406	58.995	+2.028	24.097	17.397	17.501
3	11:23:38.627	57.403	+0.843	23.181	16.969	17.253	3	11:23:15.921	57.515	+0.548	23.170	17.122	17.223
4	11:24:35.851	57.224	+0.664	22.917	17.111	17.196	4	11:24:13.424	57.050	+0.136	22.789	16.896	17.365
5	11:25:32.665	56.814	+0.254	22.799	16.792	17.223	5	11:25:10.338	56.914		22.809	16.857	17.248
6	11:26:29.296	56.631	+0.071	22.694	16.846	17.091	6	11:26:07.729	57.391	+0.477	22.921	16.989	17.481
7	11:27:25.856	56.560		22.687	16.712	17.161	7	11:27:05.411	57.682	+0.768	22.927	16.989	17.766
<b>(22) Connor HALL</b>							<b>(32) Rinus van KALMTHOUT</b>						
1	11:21:26.015	1:02.255	+5.657	26.294	17.858	18.103	1	11:21:43.452	1:02.575	+5.573	26.700	17.929	17.946
2	11:22:25.449	59.434	+2.836	23.592	17.586	18.256	2	11:22:42.073	58.621	+1.619	24.091	17.176	17.354
3	11:23:23.703	58.254	+1.656	23.812	17.051	17.391	3	11:23:39.559	57.486	+0.484	23.108	16.929	17.449
4	11:24:20.988	57.285	+0.687	22.900	17.198	17.187	4	11:24:36.709	57.150	+0.148	22.952	16.980	17.218
5	11:25:17.653	56.665	+0.067	22.712	16.839	17.114	5	11:25:34.017	57.308	+0.306	23.201	16.923	17.184
6	11:26:14.251	56.598		22.687	16.845	17.066	6	11:26:08.066	56.967		22.872	16.976	17.119
7	11:27:10.988	56.737	+0.139	22.774	16.877	17.086	7	11:27:05.075	57.009	+0.042	22.899	16.871	17.239
<b>(38) Dennis TIJJS</b>							<b>(30) Sena SAKAGUCHI</b>						
1	11:21:45.876	1:04.935	+8.291	28.897	18.206	17.832	1	11:21:13.563	1:00.943	+3.904	25.480	17.602	17.861
2	11:22:43.552	57.676	+1.032	23.347	17.125	17.204	2	11:22:11.764	58.201	+1.162	23.554	17.135	17.512
3	11:23:40.354	56.802	+0.158	22.814	16.921	17.067	3	11:23:09.182	57.418	+0.379	23.165	16.948	17.305
4	11:24:36.998	56.644		22.673	16.876	17.095	4	11:24:06.358	57.176	+0.137	23.088	16.877	17.211
5	11:25:34.225	57.227	+0.583	23.171	16.844	17.212	5	11:25:03.503	57.145	+0.106	23.004	16.903	17.238
6	11:26:31.117	56.892	+0.248	22.918	16.856	17.118	6	11:26:00.688	57.185	+0.146	22.980	16.930	17.275
7	11:27:28.234	57.117	+0.473	22.789	16.805	17.523	7	11:26:57.727	57.039		22.879	16.910	17.250
<b>(58) Mitchell CHEAH MIN JIE</b>							<b>(12) Thomas PREINING</b>						
1	11:21:25.632	1:05.042	+8.324	28.059	18.424	18.559	1	11:21:17.918	1:02.948	+5.893	26.246	18.746	17.956
2	11:22:25.454	59.822	+3.104	23.821	17.646	18.355	2	11:22:16.978	59.060	+2.005	23.899	17.378	17.783
3	11:23:24.057	58.603	+1.885	24.012	17.245	17.346	3	11:23:15.094	58.116	+1.061	23.267	17.194	17.655
4	11:24:21.616	57.559	+0.841	22.827	17.371	17.361	4	11:24:12.484	57.390	+0.335	23.124	17.016	17.250
5	11:25:19.499	57.883	+1.165	23.505	17.010	17.368	5	11:25:09.631	57.147	+0.092	22.971	16.939	17.237
6	11:26:17.034	57.535	+0.817	23.277	17.070	17.188	6	11:26:06.786	57.155	+0.100	22.900	16.894	17.361
7	11:27:13.752	56.718		22.728	16.903	17.087	7	11:27:03.841	57.055		22.947	16.899	17.209
<b>(66) Nick DUNCKER</b>							<b>(24) Denise DE ROOIJ</b>						
1	11:21:23.588	1:03.161	+6.396	27.167	18.184	17.810	1	11:21:26.412	1:05.103	+8.039	27.694	18.810	18.599
2	11:22:22.271	58.683	+1.918	23.952	17.408	17.323	2	11:22:25.593	59.181	+2.117	24.149	17.469	17.563
3	11:23:19.373	57.102	+0.337	22.847	16.948	17.307	3	11:23:28.279	1:02.686	+5.622	27.083	18.065	17.538
4	11:24:16.815	57.442	+0.677	23.119	17.135	17.188	4	11:24:26.404	57.761	+0.697	23.389	17.087	17.285
5	11:25:13.868	57.053	+0.288	22.893	16.960	17.200	5	11:25:24.036	57.996	+0.932	23.537	17.168	17.291
6	11:26:10.771	56.903	+0.138	22.825	16.933	17.145	6	11:26:21.237	57.201	+0.137	23.073	16.971	17.157
7	11:27:07.536	56.765		22.758	16.861	17.146	7	11:27:18.301	57.064		22.964	16.887	17.213
<b>(40) Jack BARTHOLOMEW</b>							<b>(28) Leonard HOOGENBOOM</b>						
1	11:21:31.590	1:02.528	+5.758	26.383	18.191	17.954	1	11:21:36.617	1:04.000	+6.788	27.068	18.546	18.386
2	11:22:30.404	58.814	+2.044	23.968	17.422	17.424	2	11:22:35.190	58.573	+1.361	23.751	17.419	17.403
3	11:23:28.892	58.488	+1.718	23.149	18.099	17.240	<b>(60) Jakob KADLCAK</b>						
4	11:24:26.405	57.513	+0.743	23.225	17.077	17.211	<b>(60) Jakob KADLCAK</b>						
5	11:25:23.713	57.308	+0.538	23.132	17.015	17.161	<b>(60) Jakob KADLCAK</b>						
6	11:26:20.599	56.886	+0.116	22.853	17.003	17.030	<b>(60) Jakob KADLCAK</b>						
7	11:27:17.369	56.770		22.752	16.818	17.200	<b>(60) Jakob KADLCAK</b>						



# Rotax Euro Challenge 2013 Genk / Belgium

Rotax Juniors

Genk / Belgium 1,360 Km

Non Qualifying Practice Even Numbers

2013-03-29 11:20

Practice (7:00 Time) started at 11:20:00

Lap	Time of Day	Lap Tm	Diff	S1 Tm	S2 Tm	S3 Tm
3	11:23:33.002	57.812	+0.600	23.147	17.211	17.454
4	11:24:30.852	57.850	+0.638	23.412	17.237	<b>17.201</b>
5	11:25:28.928	58.076	+0.864	23.099	17.433	17.544
6	11:26:27.359	58.431	+1.219	23.097	17.728	17.606
7	11:27:24.571	<b>57.212</b>		<b>22.934</b>	<b>17.055</b>	17.223

(14) Ralf ARON

1	11:21:35.918	1:03.980	+6.767	27.452	18.388	18.140
2	11:22:34.401	58.483	+1.270	23.859	17.240	17.384
3	11:23:32.497	58.096	+0.883	23.112	17.042	17.942
4	11:24:29.765	57.268	+0.055	23.094	<b>16.924</b>	17.250
5	11:25:27.552	57.787	+0.574	23.417	17.155	17.215
6	11:26:24.765	<b>57.213</b>		<b>23.059</b>	17.026	<b>17.128</b>
7	11:27:22.815	58.050	+0.837	23.749	17.128	17.173

(56) Michael McCARTHY

1	11:21:25.180	1:05.336	+8.036	28.360	18.665	18.311
2	11:22:25.143	59.963	+2.663	24.108	17.608	18.247
3	11:23:24.582	59.439	+2.139	24.564	17.387	17.488
4	11:24:22.570	57.988	+0.688	23.539	17.161	17.288
5	11:25:20.956	58.386	+1.086	23.874	17.189	17.323
6	11:26:18.256	<b>57.300</b>		22.978	<b>17.121</b>	<b>17.201</b>
7	11:27:15.808	57.552	+0.252	<b>22.932</b>	17.153	17.467

(46) Mathias S KRISTENSEN

1	11:21:38.549	1:01.339	+4.015	25.669	17.848	17.822
2	11:22:37.299	58.750	+1.426	23.246	17.851	17.653
3	11:23:35.006	57.707	+0.383	23.169	17.145	17.393
4	11:24:32.911	57.905	+0.581	23.230	17.282	17.393
5	11:25:30.429	57.518	+0.194	23.061	17.150	17.307
6	11:26:27.753	<b>57.324</b>		<b>22.938</b>	17.068	17.318
7	11:27:25.241	57.488	+0.164	23.245	<b>17.039</b>	<b>17.204</b>

(34) David WOODER

1	11:21:34.353	1:03.477	+6.136	27.191	18.161	18.125
2	11:22:32.605	58.252	+0.911	23.494	17.330	17.428
3	11:23:30.893	58.288	+0.947	23.035	17.665	17.588
4	11:24:28.648	57.755	+0.414	<b>22.808</b>	17.338	17.609
5	11:25:27.132	58.484	+1.143	24.032	17.111	17.341
6	11:26:24.473	<b>57.341</b>		23.080	16.947	17.314
7	11:27:21.870	57.397	+0.056	23.233	<b>16.945</b>	<b>17.219</b>

(50) Lars van VARK

1	11:21:31.894	1:05.029	+7.634	28.352	18.351	18.326
2	11:22:30.649	58.755	+1.360	23.750	17.556	17.449
3	11:23:29.251	58.602	+1.207	23.169	18.090	17.343
4	11:24:27.756	58.505	+1.110	23.166	17.992	17.347
5	11:25:25.623	57.867	+0.472	23.400	17.048	17.419
6	11:26:23.130	57.507	+0.112	23.170	17.085	<b>17.252</b>
7	11:27:20.525	<b>57.395</b>		<b>23.119</b>	<b>17.017</b>	17.259

(16) Tomas SALVA

1	11:21:28.398	1:04.364	+6.894	27.496	18.505	18.363
2	11:22:27.398	59.000	+1.530	23.903	17.308	17.789
3	11:23:26.600	59.202	+1.732	24.446	17.246	17.510
4	11:24:24.728	58.128	+0.658	23.535	17.076	17.517
5	11:25:22.343	57.615	+0.145	23.189	17.012	17.414
6	11:26:19.981	57.638	+0.168	23.236	17.023	<b>17.379</b>
7	11:27:17.451	<b>57.470</b>		<b>23.060</b>	<b>16.943</b>	17.467

(42) Tristan CHARPENTIER

1	11:21:30.170	1:04.533	+7.018	27.597	18.630	18.306
2	11:22:29.614	59.444	+1.929	23.997	17.575	17.872
3	11:23:29.810	1:00.196	+2.681	23.725	18.817	17.654
4	11:24:28.781	58.971	+1.456	23.408	18.029	17.534
5	11:25:28.361	59.580	+2.065	24.122	17.735	17.723

Lap	Time of Day	Lap Tm	Diff	S1 Tm	S2 Tm	S3 Tm
6	11:26:26.100	57.739	+0.224	<b>23.127</b>	17.260	17.352
7	11:27:23.615	<b>57.515</b>		23.231	<b>16.953</b>	<b>17.331</b>

(36) Eline CHEHIN

1	11:21:37.687	1:02.442	+4.825	26.621	17.983	17.838
2	11:22:37.112	59.425	+1.808	23.817	18.081	17.527
3	11:23:35.584	58.472	+0.855	23.818	17.301	17.353
4	11:24:34.699	59.115	+1.498	23.336	18.162	17.617
5	11:25:32.571	57.872	+0.255	23.232	17.328	17.312
6	11:26:30.188	<b>57.617</b>		<b>23.215</b>	17.130	<b>17.272</b>
7	11:27:28.336	58.148	+0.531	23.312	<b>17.122</b>	17.714

(54) Mihails BUDOVSKIVS

1	11:21:23.292	1:04.880	+7.260	27.797	18.799	18.284
2	11:22:23.897	1:00.605	+2.985	24.627	18.111	17.867
3	11:23:22.821	58.924	+1.304	23.868	17.397	17.659
4	11:24:21.973	59.152	+1.532	23.583	18.080	17.489
5	11:25:20.321	58.348	+0.728	23.768	17.297	17.283
6	11:26:17.941	<b>57.620</b>		23.197	<b>17.154</b>	<b>17.269</b>
7	11:27:15.683	57.742	+0.122	<b>23.019</b>	17.184	17.539

(26) Louis SIMMENAUER

1	11:21:20.924	1:04.442	+6.785	27.029	18.503	18.910
2	11:22:20.315	59.391	+1.734	23.901	17.930	17.560
3	11:23:18.414	58.099	+0.442	23.385	17.272	17.442
4	11:24:16.571	58.157	+0.500	23.615	17.140	17.402
5	11:25:14.625	58.054	+0.397	23.521	17.105	17.428
6	11:26:12.282	<b>57.657</b>		<b>23.236</b>	<b>17.033</b>	<b>17.388</b>
7	11:27:10.105	57.823	+0.166	23.273	17.112	17.438

(74) Gavin REICHELDT

1	11:21:32.281	1:05.702	+7.956	28.739	18.797	18.166
2	11:22:31.585	59.304	+1.558	24.153	17.366	17.785
3	11:23:30.088	58.503	+0.757	23.513	17.340	17.650
4	11:24:28.336	58.248	+0.502	23.287	17.467	17.494
5	11:25:26.814	58.478	+0.732	24.111	17.078	<b>17.289</b>
6	11:26:25.622	58.808	+1.062	24.041	17.447	17.320
7	11:27:23.368	<b>57.746</b>		<b>23.262</b>	<b>17.000</b>	17.484

(76) Rokas BACIUSKA

1	11:21:19.758	1:03.963	+6.216	27.295	18.475	18.193
2	11:22:19.780	1:00.022	+2.275	24.349	18.073	17.600
3	11:23:18.273	58.493	+0.746	23.673	17.314	17.506
4	11:24:17.546	59.273	+1.526	24.166	17.587	17.520
5	11:25:15.710	58.164	+0.417	23.405	17.192	17.567
6	11:26:13.766	58.056	+0.309	23.599	<b>17.065</b>	17.392
7	11:27:11.513	<b>57.747</b>		<b>23.238</b>	17.229	<b>17.280</b>

(70) Marvin PIONKE

1	11:21:21.765	1:03.380	+5.582	26.951	18.216	18.213
2	11:22:20.437	58.672	+0.874	<b>23.569</b>	17.581	17.522
3	11:23:19.391	3:05.954	+2:08.156	23.857	17.096	2:25.001
4	11:26:25.915	59.524	+1.726	24.152	17.920	17.452
5	11:27:23.713	<b>57.798</b>		23.669	<b>16.997</b>	<b>17.132</b>

(18) Clement NOVALAK

1	11:21:29.495	1:04.284	+6.344	27.507	18.589	18.188
2	11:22:29.251	59.756	+1.816	24.035	17.814	17.907
3	11:23:28.442	59.191	+1.251	23.597	18.003	17.591
4	11:24:27.540	59.098	+1.158	23.587	18.030	<b>17.481</b>
5	11:25:26.472	58.932	+0.992	24.252	17.187	17.493
6	11:26:24.412	<b>57.940</b>		<b>23.281</b>	<b>17.168</b>	17.491
7	11:27:23.430	59.018	+1.078	23.871	17.456	17.691

(62) Nikolas SZABO

1	11:21:31.304	1:05.099	+7.158	27.318	19.068	18.713
---	--------------	----------	--------	--------	--------	--------

Timekeeping Ingrid and Meik Wagner:

Clerk of the course Nigel Edwards:

[www.mylaps.com](http://www.mylaps.com)

Steward (Chairman) Horst Seidel:

Chief Scrutineer Paul Klaassen:

Licensed to: Motorsport Events



# Rotax Euro Challenge 2013 Genk / Belgium

Rotax Juniors

Genk / Belgium 1,360 Km

Non Qualifying Practice Even Numbers

2013-03-29 11:20

Practice (7:00 Time) started at 11:20:00

Lap	Time of Day	Lap Tm	Diff	S1 Tm	S2 Tm	S3 Tm	Lap	Time of Day	Lap Tm	Diff	S1 Tm	S2 Tm	S3 Tm
2	11:22:31.578	1:00.274	+2.333	24.170	18.052	18.052							
3	11:23:31.306	59.728	+1.787	24.034	18.023	17.671							
4	11:24:29.247	<b>57.941</b>		<b>23.054</b>	<b>17.229</b>	17.658							
5	11:25:28.595	59.348	+1.407	24.209	17.311	17.828							
6	11:26:27.701	59.106	+1.165	23.181	17.786	18.139							
7	11:27:26.050	58.349	+0.408	23.561	17.263	<b>17.525</b>							

(48) Alessandro STURA

1	11:21:19.325	1:06.011	+8.054	27.736	19.706	18.569
2	11:22:21.077	1:01.752	+3.795	25.204	18.627	17.921
3	11:23:19.740	58.663	+0.706	23.649	17.264	17.750
4	11:24:17.886	58.146	+0.189	23.442	17.219	17.485
5	11:25:15.843	<b>57.957</b>		<b>23.298</b>	17.252	<b>17.407</b>
6	11:26:14.714	58.871	+0.914	24.039	17.239	17.593
7	11:27:12.694	57.980	+0.023	23.340	<b>17.203</b>	17.437

(20) Omar ISMAIL

1	11:21:29.059	1:08.238	+10.251	30.905	19.064	18.269
2	11:22:28.429	59.370	+1.383	23.955	17.781	17.634
3	11:23:28.278	59.849	+1.862	24.229	17.761	17.859
4	11:24:28.388	1:00.110	+2.123	24.699	17.569	17.842
5	11:25:29.021	1:00.633	+2.646	25.375	17.415	17.843
6	11:26:27.513	58.492	+0.505	<b>23.272</b>	17.535	17.685
7	11:27:25.500	<b>57.987</b>		23.555	<b>17.183</b>	<b>17.249</b>

(64) Anton ASTASHENKO

1	11:21:36.983	1:07.411	+9.181	29.172	18.861	19.378
2	11:22:38.187	1:01.204	+2.974	24.215	18.718	18.271
3	11:23:37.171	58.984	+0.754	23.838	17.412	17.734
4	11:24:36.756	59.585	+1.355	24.032	17.676	17.877
5	11:25:36.544	59.788	+1.558	24.559	17.522	17.707
6	11:26:35.531	58.987	+0.757	23.806	17.494	17.687
7	11:27:33.761	<b>58.230</b>		<b>23.400</b>	<b>17.265</b>	<b>17.565</b>

(72) Jonathan JUDEK

1	11:21:22.288	1:05.944	+3.174	27.688	19.274	18.982
2	11:22:25.058	<b>1:02.770</b>		<b>25.246</b>	18.960	<b>18.564</b>
3	11:23:32.642	1:07.584	+4.814	27.538	21.320	18.726
4	11:24:35.941	1:03.299	+0.529	25.570	<b>18.787</b>	18.942
5	11:25:39.784	1:03.843	+1.073	26.137	18.874	18.832



# Rotax Euro Challenge 2013 Genk / Belgium

Rotax Juniors

Genk / Belgium 1,360 Km

Non Qualifying Practice Odd Numbers

2013-03-29 11:30

Practice (7:00 Time) started at 11:30:00

Pos	No.	Name	Nat.	Chassis	Race Team	Laps	Best Tm	Diff	Gap In Lap	km/h
1	27	Josh PRICE	GBR	Tonykart	Chris Rogers M/Sport	7	55.907			4 87,574
2	17	Jai NIJJAR	GBR	Tonykart	Chris Rogers M/Sport	7	56.068	0.161	0.161	7 87,323
3	31	Juri VIPS	EST	Tonykart	Strawberry Racing	7	56.108	0.201	0.040	5 87,260
4	5	Max AITKEN	GBR	Tonykart	Strawberry Racing	6	56.147	0.240	0.039	5 87,200
5	33	Berkay BESLER	TUR	Tonykart	DNR Racing/Bouvin	7	56.385	0.478	0.238	6 86,832
6	55	Thomas ISSA	JAM	Tonykart	Strawberry Racing	7	56.402	0.495	0.017	5 86,805
7	39	Philip HAMPRECHT	DEU	Kosmic	Paul Carr Racing	7	56.465	0.558	0.063	7 86,709
8	79	Shanaka CLAY	GBR	Tonykart		7	56.579	0.672	0.114	7 86,534
9	35	Savannah Megan COURTE	ESP	Intrepid	Intrepid Driver Program	7	56.604	0.697	0.025	7 86,496
10	21	Dries VANTHOOR	BEL	Maranello	Maranello Kart	7	56.630	0.723	0.026	7 86,456
11	67	Eric STAHL	NLD	Zanardi	G-Star Raw Racing	7	56.748	0.841	0.118	6 86,276
12	65	Nathan HEDOUIN	FRA	Art GP	Art Grand Prix France	7	56.750	0.843	0.002	5 86,273
13	77	Max TIMMERMANS	BEL	Maranello	EGP	6	56.794	0.887	0.044	5 86,206
14	75	Patrick HANNAH	ARE	DR	VPDR	7	56.799	0.892	0.005	4 86,199
15	69	Jarno OPMEER	NLD	Maddox	Maddox Racing Team	7	56.832	0.925	0.033	6 86,149
16	59	Slavinski DZIANIS	BLR	Zanardi	M Racing	7	56.916	1.009	0.084	5 86,022
17	45	Darren KEANE	USA	Tonykart	Strawberry Racing	7	56.967	1.060	0.051	4 85,944
18	53	Teodor MORIN	SWE	Kosmic	Paul Carr Racing	7	56.989	1.082	0.022	7 85,911
19	47	Deniz BECKERS	NLD	Topkart	Slangen Karting	7	57.018	1.111	0.029	7 85,868
20	63	Jan-Erik MEIKUP	EST	Tonykart	TBA	7	57.023	1.116	0.005	4 85,860
21	71	Edward TANSLEY	GBR	Tonykart	TBD	7	57.127	1.220	0.104	4 85,704
22	43	Dominik MUSIATOWICS	POL	CRG	Wyrzykowski M/Sport	7	57.311	1.404	0.184	6 85,429
23	51	Daniel LOUKO	FIN	Formula K	Fk Racing Team AB Ltd	7	57.328	1.421	0.017	7 85,403
24	57	Maxim SHTOTLAND	RUS	Tonykart	Mayak Rotax	7	57.458	1.551	0.130	4 85,210
25	25	Mark MOOR	EST	Tonykart	Aix Racing Team	7	57.537	1.630	0.079	7 85,093
26	49	Lorenzo van RIET	NLD	Tonykart	Torenvliet M/S	5	57.552	1.645	0.015	4 85,071
27	19	Christopher DREYSPRING	DEU	CRG	TAD Racing	6	57.565	1.658	0.013	3 85,052
28	29	Martins SESKS	LVA	Gillard	MRG Racing	7	57.599	1.692	0.034	4 85,001
29	41	Damien WISNICKI	POL	OK1	OK1 Racing Team	7	57.710	1.803	0.111	7 84,838
30	61	Maximilian SCHMITT	DEU	Praga	M-Tec Praga Racing	7	57.811	1.904	0.101	5 84,690
31	37	Jonatan SEGLESON	SWE	CRG	Radne Motor AB	7	57.833	1.926	0.022	5 84,658



# Rotax Euro Challenge 2013 Genk / Belgium

Rotax Juniors

Genk / Belgium 1,360 Km

Non Qualifying Practice Odd Numbers

2013-03-29 11:30

Practice (7:00 Time) started at 11:30:00

Lap	Time of Day	Lap Tm	Diff	S1 Tm	S2 Tm	S3 Tm	Lap	Time of Day	Lap Tm	Diff	S1 Tm	S2 Tm	S3 Tm
<b>(27) Josh PRICE</b>													
1	11:31:41.748	1:01.144	+5.237	25.781	18.013	17.350	3	11:33:25.018	57.398	+0.819	23.274	16.942	17.182
2	11:32:38.785	57.037	+1.130	23.065	16.950	17.022	4	11:34:22.063	57.045	+0.466	23.016	16.886	17.143
3	11:33:34.971	56.186	+0.279	22.578	16.680	16.928	5	11:35:18.775	56.712	+0.133	22.812	16.773	17.127
4	11:34:30.878	<b>55.907</b>		22.508	<b>16.572</b>	16.827	6	11:36:15.709	56.934	+0.355	23.145	<b>16.743</b>	<b>17.046</b>
5	11:35:27.046	56.168	+0.261	22.807	16.583	<b>16.778</b>	7	11:37:12.288	<b>56.579</b>		<b>22.742</b>	16.773	17.064
6	11:36:23.399	56.353	+0.446	22.942	16.609	16.802	<b>(35) Savannah Megan COURTENAY</b>						
7	11:37:19.966	56.567	+0.660	<b>22.478</b>	16.662	17.427	1	11:31:22.186	1:04.887	+8.283	28.429	18.577	17.881
<b>(17) Jai NIJJAR</b>													
1	11:31:47.057	1:02.483	+6.415	26.018	18.731	17.734	2	11:32:20.528	58.342	+1.738	23.700	17.196	17.446
2	11:32:44.209	57.152	+1.084	22.939	17.021	17.192	3	11:33:17.676	57.148	+0.544	23.009	16.935	17.204
3	11:33:40.503	56.294	+0.226	22.637	16.699	16.958	4	11:34:15.520	57.844	+1.240	23.244	17.227	17.373
4	11:34:36.789	56.286	+0.218	22.654	16.667	16.965	5	11:35:12.753	57.233	+0.629	23.064	16.920	17.249
5	11:35:33.497	56.708	+0.640	23.062	16.685	16.961	6	11:36:09.570	56.817	+0.213	22.800	16.797	17.220
6	11:36:31.191	57.694	+1.626	22.789	17.894	17.011	7	11:37:06.174	<b>56.604</b>		<b>22.735</b>	<b>16.732</b>	<b>17.137</b>
7	11:37:27.259	<b>56.068</b>		<b>22.512</b>	<b>16.636</b>	<b>16.920</b>	<b>(21) Dries VANTHOOR</b>						
<b>(31) Juri VIPS</b>													
1	11:31:15.064	1:01.512	+5.404	26.069	17.941	17.502	1	11:31:28.870	1:05.031	+8.401	27.597	18.811	18.623
2	11:32:12.296	57.232	+1.124	23.105	17.040	17.087	2	11:32:27.420	58.550	+1.920	23.777	17.258	17.515
3	11:33:08.655	56.359	+0.251	22.677	16.714	16.968	3	11:33:24.972	57.552	+0.922	23.289	16.957	17.306
4	11:34:05.065	56.410	+0.302	22.747	<b>16.621</b>	17.042	4	11:34:22.260	57.288	+0.658	23.265	16.899	17.124
5	11:35:01.173	<b>56.108</b>		<b>22.555</b>	16.627	<b>16.926</b>	5	11:35:19.031	56.771	+0.141	22.819	16.864	17.088
6	11:35:57.392	56.219	+0.111	22.638	16.626	16.955	6	11:36:15.973	56.942	+0.312	23.102	16.826	<b>17.014</b>
7	11:36:53.534	56.142	+0.034	22.583	16.621	16.938	7	11:37:12.603	<b>56.630</b>		<b>22.750</b>	<b>16.813</b>	17.067
<b>(5) Max AITKEN</b>													
1	11:31:40.101	1:01.350	+5.203	25.631	17.598	18.121	<b>(67) Eric STAHL</b>						
2	11:32:37.591	57.490	+1.343	23.334	16.899	17.257	1	11:31:28.645	1:02.091	+5.343	26.188	17.949	17.954
3	11:33:34.272	56.681	+0.534	22.832	16.790	17.059	2	11:32:27.354	58.709	+1.961	24.021	17.380	17.308
4	11:34:30.560	56.288	+0.141	<b>22.576</b>	16.616	17.096	3	11:33:25.291	57.937	+1.189	23.773	16.958	17.206
5	11:35:26.707	<b>56.147</b>		22.612	<b>16.544</b>	16.991	4	11:34:22.475	57.184	+0.436	23.233	16.842	17.109
6	11:36:22.874	56.167	+0.020	22.631	16.590	<b>16.946</b>	5	11:35:19.643	57.168	+0.420	23.131	16.891	17.146
<b>(65) Nathan HEDOUIN</b>													
<b>(33) Berkay BESLER</b>													
1	11:31:45.428	1:01.776	+5.391	26.025	18.049	17.702	1	11:31:36.440	1:02.776	+6.026	26.967	18.030	17.779
2	11:32:42.617	57.189	+0.804	23.125	16.908	17.156	2	11:32:34.210	57.770	+1.020	23.431	17.060	17.279
3	11:33:39.578	56.961	+0.576	22.891	16.653	17.417	3	11:33:31.374	57.164	+0.414	23.078	16.908	<b>17.178</b>
4	11:34:36.049	56.471	+0.086	<b>22.607</b>	16.698	17.166	4	11:34:28.433	57.059	+0.309	23.090	16.776	17.193
5	11:35:32.547	56.498	+0.113	22.684	16.648	17.166	5	11:35:25.183	<b>56.750</b>		<b>22.833</b>	<b>16.695</b>	17.222
6	11:36:28.932	<b>56.385</b>		22.652	16.653	<b>17.080</b>	6	11:36:24.914	59.731	+2.981	25.363	17.117	17.251
7	11:37:25.365	56.433	+0.048	22.675	<b>16.630</b>	17.128	7	11:37:22.037	57.123	+0.373	22.966	16.890	17.267
<b>(55) Thomas ISSA</b>													
1	11:31:35.643	1:02.209	+5.807	26.696	17.822	17.691	<b>(77) Max TIMMERMANS</b>						
2	11:32:33.270	57.627	+1.225	23.251	17.106	17.270	1	11:31:16.963	1:03.792	+6.998	27.028	18.721	18.043
3	11:33:30.231	56.961	+0.559	22.951	16.931	17.079	2	11:32:15.753	58.790	+1.996	23.474	17.351	17.965
4	11:34:27.380	57.149	+0.747	23.338	16.838	16.973	3	11:33:12.818	57.065	+0.271	23.025	16.785	17.255
5	11:35:23.782	<b>56.402</b>		<b>22.594</b>	16.777	17.031	4	11:34:09.698	56.880	+0.086	22.899	16.819	17.162
6	11:36:20.237	56.455	+0.053	22.734	16.756	<b>16.965</b>	5	11:35:06.492	<b>56.794</b>		<b>22.857</b>	16.769	17.168
7	11:37:17.857	57.620	+1.218	23.348	<b>16.740</b>	17.532	6	11:36:04.089	57.597	+0.803	23.778	<b>16.755</b>	<b>17.064</b>
<b>(39) Philip HAMPRECHT</b>													
1	11:31:42.404	1:03.708	+7.243	27.369	18.412	17.927	<b>(75) Patrick HANNAH</b>						
2	11:32:40.495	58.091	+1.626	23.460	17.310	17.321	1	11:31:19.224	1:02.718	+5.919	26.920	18.026	17.772
3	11:33:37.625	57.130	+0.665	23.142	16.917	17.071	2	11:32:17.959	58.735	+1.936	24.235	17.184	17.316
4	11:34:35.032	57.407	+0.942	22.726	16.965	17.716	3	11:33:15.328	57.369	+0.570	23.237	17.085	<b>17.047</b>
5	11:35:33.764	58.732	+2.267	24.890	16.881	<b>16.961</b>	4	11:34:12.127	<b>56.799</b>		22.838	16.908	17.053
6	11:36:30.337	56.573	+0.108	22.646	16.852	17.075	5	11:35:08.973	56.846	+0.047	22.924	<b>16.842</b>	17.080
7	11:37:26.802	<b>56.465</b>		<b>22.615</b>	<b>16.790</b>	17.060	6	11:36:05.931	56.958	+0.159	23.029	16.880	17.049
<b>(79) Shanaka CLAY</b>													
1	11:31:28.579	1:03.320	+6.741	26.975	18.092	18.253	7	11:37:03.443	57.512	+0.713	<b>22.760</b>	17.571	17.181
2	11:32:27.620	59.041	+2.462	24.224	17.484	17.333	<b>(69) Jarno OPMEER</b>						
<b>(99) Jarno OPMEER</b>													
1	11:31:19.333	1:02.064	+5.232	26.534	17.799	17.731	1	11:31:17.119	57.786	+0.954	23.433	17.142	17.211
2	11:32:17.119	57.786	+0.954	23.433	17.142	17.211	2	11:33:14.105	56.986	+0.154	22.920	17.001	<b>17.065</b>
3	11:33:14.105	56.986	+0.154	22.920	17.001	<b>17.065</b>	3	11:34:11.072	56.967	+0.135	22.931	16.913	17.123
4	11:34:11.072	56.967	+0.135	22.931	16.913	17.123	4	11:35:07.933	56.861	+0.029	22.835	<b>16.894</b>	17.132
5	11:35:07.933	56.861	+0.029	22.835	<b>16.894</b>	17.132	5	11:36:04.765	<b>56.832</b>		<b>22.828</b>	16.922	17.082
6	11:36:04.765	<b>56.832</b>		<b>22.828</b>	16.922	17.082							

Timekeeping Ingrid and Meik Wagner:

Clerk of the course Nigel Edwards:

[www.mylaps.com](http://www.mylaps.com)

Steward (Chairman) Horst Seidel:

Chief Scrutineer Paul Klaassen:

Licensed to: Motorsport Events



# Rotax Euro Challenge 2013 Genk / Belgium

Rotax Juniors

Genk / Belgium 1,360 Km

Non Qualifying Practice Odd Numbers

2013-03-29 11:30

Practice (7:00 Time) started at 11:30:00

Lap	Time of Day	Lap Tm	Diff	S1 Tm	S2 Tm	S3 Tm
7	11:37:01.892	57.127	+0.295	22.952	16.990	17.185

(59) Slavinski DZIANIS

1	11:31:17.985	1:01.741	+4.825	26.202	17.927	17.612
2	11:32:15.872	57.887	+0.971	23.251	17.032	17.604
3	11:33:13.030	57.158	+0.242	22.992	16.916	17.250
4	11:34:09.980	56.950	+0.034	22.817	16.953	17.180
5	11:35:06.896	<b>56.916</b>		<b>22.765</b>	<b>16.818</b>	17.333
6	11:36:03.930	57.034	+0.118	22.962	16.860	17.212
7	11:37:02.300	58.370	+1.454	24.083	17.176	<b>17.111</b>

(45) Darren KEANE

1	11:31:23.126	1:02.708	+5.741	26.751	18.161	17.796
2	11:32:21.463	58.337	+1.370	23.745	17.038	17.554
3	11:33:19.523	58.060	+1.093	23.571	17.085	17.404
4	11:34:16.490	<b>56.967</b>		22.925	<b>16.880</b>	<b>17.162</b>
5	11:35:14.010	57.520	+0.553	22.966	17.092	17.462
6	11:36:11.853	57.843	+0.876	23.261	17.116	17.466
7	11:37:08.970	57.117	+0.150	<b>22.877</b>	17.025	17.215

(53) Teodor MORIN

1	11:31:20.540	1:02.546	+5.557	26.429	18.201	17.916
2	11:32:18.511	57.971	+0.982	23.471	17.154	17.346
3	11:33:16.432	57.921	+0.932	23.546	17.036	17.339
4	11:34:14.469	58.037	+1.048	23.644	17.105	17.288
5	11:35:11.766	57.297	+0.308	23.150	<b>16.899</b>	17.248
6	11:36:08.882	57.116	+0.127	22.907	16.985	17.224
7	11:37:05.871	<b>56.989</b>		<b>22.890</b>	16.924	<b>17.175</b>

(47) Deniz BECKERS

1	11:31:25.907	1:02.153	+5.135	26.673	17.644	17.836
2	11:32:24.061	58.154	+1.136	23.440	17.192	17.522
3	11:33:21.599	57.538	+0.520	23.110	17.044	17.384
4	11:34:19.104	57.505	+0.487	23.187	17.006	17.312
5	11:35:16.310	57.206	+0.188	22.982	16.883	17.341
6	11:36:13.434	57.124	+0.106	22.979	<b>16.849</b>	17.296
7	11:37:10.452	<b>57.018</b>		<b>22.859</b>	16.911	<b>17.248</b>

(63) Jan-Erik MEIKUP

1	11:31:20.248	1:03.187	+6.164	27.195	18.193	17.799
2	11:32:18.103	57.855	+0.832	23.447	17.214	17.194
3	11:33:15.534	57.431	+0.408	23.197	17.086	17.148
4	11:34:12.557	<b>57.023</b>		23.007	<b>16.914</b>	<b>17.102</b>
5	11:35:10.607	58.050	+1.027	23.070	17.362	17.618
6	11:36:07.764	57.157	+0.134	<b>22.898</b>	17.092	17.167
7	11:37:05.638	57.874	+0.851	23.564	17.018	17.292

(71) Edward TANSLEY

1	11:31:23.632	1:02.000	+4.873	26.348	17.920	17.732
2	11:32:21.797	58.165	+1.038	23.501	17.263	17.401
3	11:33:19.223	57.426	+0.299	23.071	16.992	17.363
4	11:34:16.350	<b>57.127</b>		<b>22.845</b>	16.935	17.347
5	11:35:14.160	57.810	+0.683	23.010	17.449	17.351
6	11:36:12.513	58.353	+1.226	22.957	17.013	18.383
7	11:37:09.744	57.231	+0.104	23.187	<b>16.911</b>	<b>17.133</b>

(43) Dominik MUSIATOWICS

1	11:31:29.323	1:04.290	+6.979	28.077	18.333	17.880
2	11:32:27.865	58.542	+1.231	23.637	17.564	17.341
3	11:33:27.269	59.404	+2.093	24.581	17.437	17.386
4	11:34:25.180	57.911	+0.600	23.443	17.117	17.351
5	11:35:22.602	57.422	+0.111	23.232	16.980	17.210
6	11:36:19.913	<b>57.311</b>		<b>23.168</b>	<b>16.964</b>	<b>17.179</b>
7	11:37:18.793	58.880	+1.569	24.600	16.986	17.294

(51) Daniel LOUKO

Lap	Time of Day	Lap Tm	Diff	S1 Tm	S2 Tm	S3 Tm
1	11:31:48.102	1:07.542	+10.214	29.528	19.122	18.892
2	11:32:47.227	59.125	+1.797	24.274	17.431	17.420
3	11:33:44.987	57.760	+0.432	23.283	17.242	17.235
4	11:34:42.469	57.482	+0.154	23.215	17.093	<b>17.174</b>
5	11:35:39.956	57.487	+0.159	23.318	<b>16.948</b>	17.221
6	11:36:37.356	57.400	+0.072	23.129	17.027	17.244
7	11:37:34.684	<b>57.328</b>		<b>22.967</b>	17.055	17.306

(57) Maxim SHTOTLAND

1	11:31:32.471	1:03.809	+6.351	27.203	18.280	18.326
2	11:32:31.050	58.579	+1.121	23.676	17.371	17.532
3	11:33:28.749	57.699	+0.241	23.163	17.158	17.378
4	11:34:26.207	<b>57.458</b>		23.082	<b>17.027</b>	17.349
5	11:35:24.031	57.824	+0.366	<b>22.973</b>	17.153	17.698
6	11:36:21.785	57.754	+0.296	23.302	17.146	<b>17.306</b>
7	11:37:19.935	58.150	+0.692	23.302	17.107	17.741

(25) Mark MOOR

1	11:31:16.325	1:04.220	+6.683	27.334	18.750	18.136
2	11:32:16.149	59.824	+2.287	23.894	17.641	18.289
3	11:33:13.895	57.746	+0.209	23.327	17.100	17.319
4	11:34:11.621	57.726	+0.189	23.354	17.064	17.308
5	11:35:10.440	58.819	+1.282	23.931	17.339	17.549
6	11:36:08.024	57.584	+0.047	<b>23.010</b>	17.377	<b>17.197</b>
7	11:37:05.561	<b>57.537</b>		23.235	<b>16.955</b>	17.347

(49) Lorenzo van RIET

1	11:31:46.163	1:04.620	+7.068	27.856	18.571	18.193
2	11:32:44.728	58.565	+1.013	23.578	17.170	17.817
3	11:33:42.371	57.643	+0.091	23.135	17.096	17.412
4	11:34:39.923	<b>57.552</b>		23.141	17.157	<b>17.254</b>
5	11:35:37.973	58.050	+0.498	23.705	<b>16.949</b>	17.396

(19) Christopher DREYSPRING

1	11:31:21.612	1:03.059	+5.494	27.203	17.996	17.860
2	11:32:19.869	58.257	+0.692	23.705	17.052	17.500
3	11:33:17.434	<b>57.565</b>		23.235	17.032	<b>17.298</b>
4	11:34:15.506	58.072	+0.507	23.209	17.348	17.515
5	11:35:14.580	59.074	+1.509	24.642	17.085	17.347
6	11:36:12.239	57.659	+0.094	<b>23.151</b>	17.003	17.505

(29) Martins SESKS

1	11:31:28.312	1:04.711	+7.112	27.526	18.920	18.265
2	11:32:28.691	1:00.379	+2.780	24.820	17.822	17.737
3	11:33:26.899	58.208	+0.609	23.518	17.141	17.549
4	11:34:24.498	<b>57.599</b>		23.216	<b>16.975</b>	17.408
5	11:35:22.156	57.658	+0.059	<b>23.095</b>	17.146	17.417
6	11:36:19.829	57.673	+0.074	23.263	16.977	17.433
7	11:37:18.639	58.810	+1.211	24.329	17.110	<b>17.371</b>

(41) Damien WISNICKI

1	11:31:21.252	1:02.940	+5.230	26.851	18.152	17.937
2	11:32:19.288	58.036	+0.326	23.459	17.174	17.403
3	11:33:17.221	57.933	+0.223	23.366	17.086	17.481
4	11:34:15.721	58.500	+0.790	23.536	17.566	17.398
5	11:35:13.626	57.905	+0.195	23.464	<b>17.026</b>	17.415
6	11:36:11.980	58.354	+0.644	<b>23.108</b>	17.085	18.161
7	11:37:09.690	<b>57.710</b>		23.307	17.084	<b>17.319</b>

(61) Maximilian SCHMITT

1	11:31:27.790	1:04.762	+6.951	27.750	18.737	18.275
2	11:32:29.199	1:01.409	+3.598	25.382	18.095	17.932
3	11:33:27.837	58.638	+0.827	23.763	17.294	17.581
4	11:34:25.712	57.875	+0.064	23.308	17.110	17.457
5	11:35:23.523	<b>57.811</b>		<b>23.226</b>	17.109	17.476
6	11:36:21.347	57.824	+0.013	23.511	<b>16.916</b>	<b>17.397</b>

Timekeeping Ingrid and Meik Wagner:

Clerk of the course Nigel Edwards:

[www.mylaps.com](http://www.mylaps.com)

Steward (Chairman) Horst Seidel:

Chief Scrutineer Paul Klaassen:

Licensed to: Motorsport Events



Rotax Euro Challenge 2013 Genk / Belgium

Rotax Juniors Genk / Belgium 1,360 Km

Non Qualifying Practice Odd Numbers 2013-03-29 11:30

Practice (7:00 Time) started at 11:30:00

Lap	Time of Day	Lap Tm	Diff	S1 Tm	S2 Tm	S3 Tm	Lap	Time of Day	Lap Tm	Diff	S1 Tm	S2 Tm	S3 Tm
7	11:37:20.605	59.258	+1.447	23.848	17.727	17.683							
(37) Jonatan SEGLESON													
1	11:31:40.659	1:06.817	+8.984	29.009	18.928	18.880							
2	11:32:40.312	59.653	+1.820	24.222	17.627	17.804							
3	11:33:39.657	59.345	+1.512	24.175	17.433	17.737							
4	11:34:38.032	58.375	+0.542	23.674	17.260	17.441							
5	11:35:35.865	<b>57.833</b>		<b>23.277</b>	<b>17.178</b>	<b>17.378</b>							
6	11:36:34.446	58.581	+0.748	23.706	17.282	17.593							
7	11:37:33.052	58.606	+0.773	23.410	17.441	17.755							

Timekeeping Ingrid and Meik Wagner:  Clerk of the course Nigel Edwards:

Steward (Chairman) Horst Seidel: Chief Scrutineer Paul Klaassen:





# Rotax Euro Challenge 2013 Genk / Belgium

Rotax Juniors

Genk / Belgium 1,360 Km

Qualifying Practice Group J1

2013-03-29 15:00

Qualifying (15:00 Time) started at 15:00:02

Pos	No.	Name	Nat.	Chassis	Race Team	Laps	Best Tm	Diff	Gap In Lap	km/h
1	38	Dennis TIJJS	NLD	FA Kart	Team TKP	10	56.036		6	87,372
2	52	Lando NORRIS	GBR	Tonykart	RL Racing Dept UK	10	56.037	0.001	0.001	4 87,371
3	17	Jai NIJJAR	GBR	Tonykart	Chris Rogers M/Sport	10	56.064	0.028	0.027	6 87,329
4	39	Philip HAMPRECHT	DEU	Kosmic	Paul Carr Racing	10	56.185	0.149	0.121	8 87,141
5	32	Rinus van KALMTHOUT	NLD	FA Kart	Team TKP	10	56.279	0.243	0.094	8 86,995
6	69	Jarno OPMEER	NLD	Maddox	Maddox Racing Team	10	56.288	0.252	0.009	5 86,981
7	34	David WOODER	GBR	Alonso	Dan Holland Racing	10	56.317	0.281	0.029	4 86,936
8	70	Marvin PIONKE	DEU	Kosmic	RS Competition	10	56.351	0.315	0.034	7 86,884
9	60	Jakub KADLCAK	CZE	Sodi	Gregor Racing	10	56.359	0.323	0.008	10 86,872
10	47	Deniz BECKERS	NLD	Topkart	Slangen Karting	10	56.361	0.325	0.002	10 86,869
11	36	Eline CHEHIN	NLD	FA Kart	Team TKP	10	56.366	0.330	0.005	5 86,861
12	77	Max TIMMERMANS	BEL	Maranello	EGP	10	56.368	0.332	0.002	5 86,858
13	28	Leonard HOOGENBOOM	NLD	FA Kart	Team TKP	10	56.442	0.406	0.074	9 86,744
14	58	Mitchell CHEAH MIN JIE	MYS	Maddox	Maddox Racing Team	10	56.483	0.447	0.041	10 86,681
15	5	Max AITKEN	GBR	Tonykart	Strawberry Racing	10	56.486	0.450	0.003	8 86,676
16	19	Christopher DREYSPRING	DEU	CRG	TAD Racing	10	56.522	0.486	0.036	9 86,621
17	12	Thomas PREINING	AUT	Formula K	Protrain Racing	10	56.548	0.512	0.026	10 86,581
18	71	Edward TANSLEY	GBR	Tonykart	TBD	10	56.574	0.538	0.026	10 86,542
19	63	Jan-Erik MEIKUP	EST	Tonykart	TBA	10	56.578	0.542	0.004	5 86,535
20	45	Darren KEANE	USA	Tonykart	Strawberry Racing	10	56.579	0.543	0.001	10 86,534
21	54	Mihails BUDOVSKIVS	LVA	Tonykart	MRG Racing	10	56.613	0.577	0.034	5 86,482
22	53	Teodor MORIN	SWE	Kosmic	Paul Carr Racing	10	56.641	0.605	0.028	10 86,439
23	51	Daniel LOUKO	FIN	Formula K	Fk Racing Team AB Ltd	10	56.646	0.610	0.005	10 86,432
24	29	Martins SESKS	LVA	Gillard	MRG Racing	10	56.659	0.623	0.013	9 86,412
25	43	Dominik MUSIATOWICS	POL	CRG	Wyrzykowski M/Sport	10	56.741	0.705	0.082	10 86,287
26	35	Savannah Megan COURTE	ESP	Intrepid	Intrepid Driver Program	10	56.796	0.760	0.055	10 86,203
27	75	Patrick HANNAH	ARE	DR	VPDR	10	56.797	0.761	0.001	5 86,202
28	24	Denise DE ROOIJ	NLD	Expirit	Van Galen Racing	10	56.856	0.820	0.059	5 86,112
29	72	Jonathan JUDEK	DEU	Praga	M-Tec Praga Racing	10	56.878	0.842	0.022	10 86,079
30	20	Omar ISMAIL	GBR	Tonykart	Strawberry Racing	10	56.920	0.884	0.042	10 86,015
31	25	Mark MOOR	EST	Tonykart	Aix Racing Team	10	57.027	0.991	0.107	10 85,854
32	48	Alessandro STURA	ITA	Formula K	Fk Racing Team AB Ltd	10	57.123	1.087	0.096	5 85,710

## Announcements

These results are provisional until the conclusion of any judicial and technical matters

Timekeeping Ingrid and Meik Wagner:

Clerk of the course Nigel Edwards:

[www.mylaps.com](http://www.mylaps.com)

Steward (Chairman) Horst Seidel:

Chief Scrutineer Paul Klaassen:

Licensed to: Motorsport Events

Printed: 2013-03-29 15:16:47

posted at:

h



Rotax Euro Challenge 2013 Genk / Belgium

Rotax Juniors

Genk / Belgium 1,360 Km

Qualifying Practice Group J1

2013-03-29 15:00

Qualifying (15:00 Time) started at 15:00:02

Table with 16 columns: Lap, Time of Day, Lap Tm, Diff, S1 Tm, S2 Tm, S3 Tm, Lap, Time of Day, Lap Tm, Diff, S1 Tm, S2 Tm, S3 Tm. Rows are grouped by driver name and lap number.

Timekeeping Ingrid and Meik Wagner:



Clerk of the course Nigel Edwards:

www.mylaps.com

Steward (Chairman) Horst Seidel:

Chief Scrutineer Paul Klaassen:

Licensed to: Motorsport Events

Printed: 2013-03-29 15:17:58

posted at: h







# Rotax Euro Challenge 2013 Genk / Belgium

Rotax Juniors

Genk / Belgium 1,360 Km

Qualifying Practice Group J2

2013-03-29 15:30

Qualifying (15:00 Time) started at 15:30:01

Pos	No.	Name	Nat.	Chassis	Race Team	Laps	Best Tm	Diff	Gap In Lap	km/h	
1	27	Josh PRICE	GBR	Tonykart	Chris Rogers M/Sport	10	55.692		4	87,912	
2	79	Shanaka CLAY	GBR	Tonykart		11	55.729	0.037	0.037	10	87,854
3	8	Guan Yu ZHOU	GBR	Tonykart	Strawberry Racing	11	55.764	0.072	0.035	10	87,799
4	30	Sena SAKAGUCHI	JPN	Intrepid	Intrepid Driver Program	8	55.891	0.199	0.127	7	87,599
5	44	Jack McCARTHY	GBR	Tonykart	RL Racing Dept UK	11	55.926	0.234	0.035	5	87,544
6	31	Juri VIPS	EST	Tonykart	Strawberry Racing	11	55.928	0.236	0.002	7	87,541
7	22	Connor HALL	GBR	Tonykart	Strawberry Racing	11	55.935	0.243	0.007	9	87,530
8	55	Thomas ISSA	JAM	Tonykart	Strawberry Racing	11	55.965	0.273	0.030	7	87,483
9	33	Berkay BESLER	TUR	Tonykart	DNR Racing/Bouvin	10	55.971	0.279	0.006	5	87,474
10	66	Nick DUNCKER	NLD	Alonso	Dream Team Racing	10	55.995	0.303	0.024	8	87,436
11	40	Jack BARTHOLOMEW	GBR	Tonykart	Coles Racing	11	56.022	0.330	0.027	10	87,394
12	14	Ralf ARON	EST	Tonykart	Aix Racing Team	10	56.026	0.334	0.004	6	87,388
13	21	Dries VANTHOOR	BEL	Maranello	Maranello Kart	11	56.064	0.372	0.038	5	87,329
14	46	Mathias S KRISTENSEN	DNK	Tonykart	RS Competition	11	56.066	0.374	0.002	8	87,326
15	65	Nathan HEDOUIN	FRA	Art GP	Art Grand Prix France	10	56.112	0.420	0.046	4	87,254
16	78	Lars LAMBORELLE	NLD	Gillard	DFK	10	56.193	0.501	0.081	10	87,128
17	61	Maximilian SCHMITT	DEU	Praga	M-Tec Praga Racing	10	56.231	0.539	0.038	4	87,069
18	41	Damien WISNICKI	POL	OK1	OK1 Racing Team	11	56.336	0.644	0.105	11	86,907
19	16	Tomas SALVA	CZE	MS Kart	MS Kart Racing Team	10	56.363	0.671	0.027	7	86,865
20	59	Slavinski DZIANIS	BLR	Zanardi	M Racing	14	56.390	0.698	0.027	8	86,824
21	42	Tristan CHARPENTIER	FRA	Tonykart	Coles Racing	11	56.406	0.714	0.016	7	86,799
22	18	Clement NOVALAK	CHE	Tonykart	TK Racing	13	56.422	0.730	0.016	10	86,775
23	74	Gavin REICHEL	USA	Alonso	Dan Holland Racing	10	56.488	0.796	0.066	5	86,673
24	62	Nikolas SZABO	SVK	Sodi	Gregor Racing	10	56.499	0.807	0.011	7	86,656
25	49	Lorenzo van RIET	NLD	Tonykart	Torenvliet M/S	11	56.523	0.831	0.024	8	86,620
26	56	Michael McCARTHY	USA	Birel	KMS Hungary	11	56.541	0.849	0.018	9	86,592
27	26	Louis SIMMENAUER	FRA	Art GP	Art Grand Prix	11	56.568	0.876	0.027	10	86,551
28	67	Eric STAHL	NLD	Zanardi	G-Star Raw Racing	10	56.574	0.882	0.006	6	86,542
29	76	Rokas BACIUSKA	LTU	Energy	Energy Racing It	10	56.634	0.942	0.060	5	86,450
30	64	Anton ASTASHENKO	BLR	Intrepid	M-Racing	9	56.684	0.992	0.050	9	86,374
31	57	Maxim SHTOTLAND	RUS	Tonykart	Mayak Rotax	10	56.692	1.000	0.008	7	86,361
32	50	Lars van VARK	NLD	Sodi	Van der Pol Racing	11	56.772	1.080	0.080	10	86,240
33	37	Jonatan SEGLESON	SWE	CRG	Radne Motor AB	10	56.799	1.107	0.027	7	86,199

## Announcements

These results are provisional until the conclusion of any judicial and technical matters











Rotax Euro Challenge 2013 Genk / Belgium

Rotax Juniors Genk / Belgium 1,360 Km

Qualifying Practice Group J2 2013-03-29 15:30

Qualifying (15:00 Time) started at 15:30:01

Lap	Time of Day	Lap Tm	Diff	S1 Tm	S2 Tm	S3 Tm	Lap	Time of Day	Lap Tm	Diff	S1 Tm	S2 Tm	S3 Tm
5	15:40:10.780	56.851	+0.079	22.952	<b>16.787</b>	17.112							
6	15:41:07.645	56.865	+0.093	22.850	16.841	17.174							
7	15:42:04.427	56.782	+0.010	22.889	16.807	<b>17.086</b>							
8	15:43:01.650	57.223	+0.451	23.000	16.877	17.346							
9	15:43:58.838	57.188	+0.416	<b>22.805</b>	16.860	17.523							
10	15:44:55.610	<b>56.772</b>		22.822	16.833	17.117							
11	15:45:52.434	56.824	+0.052	22.811	16.872	17.141							

(37) Jonatan SEGLESON

1	15:32:07.615	1:03.184	+6.385	27.067	18.387	17.730
2	15:33:05.202	57.587	+0.788	23.222	17.108	17.257
3	15:34:02.455	57.253	+0.454	22.849	16.982	17.422
4	15:34:59.828	57.373	+0.574	<b>22.776</b>	16.879	17.718
5	15:35:58.181	58.353	+1.554	23.774	17.171	17.408
6	15:36:55.398	57.217	+0.418	23.070	16.921	17.226
7	15:37:52.197	<b>56.799</b>		22.817	<b>16.853</b>	<b>17.129</b>
8	15:38:49.475	57.278	+0.479	23.056	16.985	17.237
9	15:39:46.399	56.924	+0.125	22.792	16.923	17.209
10	15:40:43.441	57.042	+0.243	22.815	16.949	17.278

Timekeeping Ingrid and Meik Wagner: Clerk of the course Nigel Edwards:

Steward (Chairman) Horst Seidel: Chief Scrutineer Paul Klaassen:



# Rotax Euro Challenge 2013 Genk / Belgium

Rotax Juniors

Genk / Belgium 1,360 Km

Total result Qualifying Group J1 / J2

Pos	No.	Name	Nat.	Chassis	Race Team	Total Best Tm	Diff	QJ1 Best Tm	QJ2 Best Tm
1	27	Josh PRICE	GBR	Tonykart	Chris Rogers M/Sport	55.692			55.692
2	79	Shanaka CLAY	GBR	Tonykart		55.729	0.037		55.729
3	8	Guan Yu ZHOU	GBR	Tonykart	Strawberry Racing	55.764	0.072		55.764
4	30	Sena SAKAGUCHI	JPN	Intrepid	Intrepid Driver Program	55.891	0.199		55.891
5	44	Jack McCARTHY	GBR	Tonykart	RL Racing Dept UK	55.926	0.234		55.926
6	31	Juri VIPS	EST	Tonykart	Strawberry Racing	55.928	0.236		55.928
7	22	Connor HALL	GBR	Tonykart	Strawberry Racing	55.935	0.243		55.935
8	55	Thomas ISSA	JAM	Tonykart	Strawberry Racing	55.965	0.273		55.965
9	33	Berkay BESLER	TUR	Tonykart	DNR Racing/Bouvin	55.971	0.279		55.971
10	66	Nick DUNCKER	NLD	Alonso	Dream Team Racing	55.995	0.303		55.995
11	40	Jack BARTHOLOMEW	GBR	Tonykart	Coles Racing	56.022	0.330		56.022
12	14	Ralf ARON	EST	Tonykart	Aix Racing Team	56.026	0.334		56.026
13	38	Dennis TIJJS	NLD	FA Kart	Team TKP	56.036	0.344	56.036	
14	52	Lando NORRIS	GBR	Tonykart	RL Racing Dept UK	56.037	0.345	56.037	
15	17	Jai NIJJAR	GBR	Tonykart	Chris Rogers M/Sport	56.064	0.372	56.064	
16	21	Dries VANTHOOR	BEL	Maranello	Maranello Kart	56.064	0.372		56.064
17	46	Mathias S KRISTENSEN	DNK	Tonykart	RS Competition	56.066	0.374		56.066
18	65	Nathan HEDOUIN	FRA	Art GP	Art Grand Prix France	56.112	0.420		56.112
19	39	Philip HAMPRECHT	DEU	Kosmic	Paul Carr Racing	56.185	0.493	56.185	
20	78	Lars LAMBORELLE	NLD	Gillard	DFK	56.193	0.501		56.193
21	61	Maximilian SCHMITT	DEU	Praga	M-Tec Praga Racing	56.231	0.539		56.231
22	32	Rinus van KALMTHOUT	NLD	FA Kart	Team TKP	56.279	0.587	56.279	
23	69	Jarno OPMEER	NLD	Maddox	Maddox Racing Team	56.288	0.596	56.288	
24	34	David WOODER	GBR	Alonso	Dan Holland Racing	56.317	0.625	56.317	
25	41	Damien WISNICKI	POL	OK1	OK1 Racing Team	56.336	0.644		56.336
26	70	Marvin PIONKE	DEU	Kosmic	RS Competition	56.351	0.659	56.351	
27	60	Jakub KADLCAK	CZE	Sodi	Gregor Racing	56.359	0.667	56.359	
28	47	Deniz BECKERS	NLD	Topkart	Slangen Karting	56.361	0.669	56.361	
29	16	Tomas SALVA	CZE	MS Kart	MS Kart Racing Team	56.363	0.671		56.363
30	36	Eline CHEHIN	NLD	FA Kart	Team TKP	56.366	0.674	56.366	
31	77	Max TIMMERMANS	BEL	Maranello	EGP	56.368	0.676	56.368	
32	59	Slavinski DZIANIS	BLR	Zanardi	M Racing	56.390	0.698		56.390
33	42	Tristan CHARPENTIER	FRA	Tonykart	Coles Racing	56.406	0.714		56.406
34	18	Clement NOVALAK	CHE	Tonykart	TK Racing	56.422	0.730		56.422
35	28	Leonard HOOGENBOOM	NLD	FA Kart	Team TKP	56.442	0.750	56.442	
36	58	Mitchell CHEAH MIN JIE	MYS	Maddox	Maddox Racing Team	56.483	0.791	56.483	
37	5	Max AITKEN	GBR	Tonykart	Strawberry Racing	56.486	0.794	56.486	
38	74	Gavin REICHELT	USA	Alonso	Dan Holland Racing	56.488	0.796		56.488
39	62	Nikolas SZABO	SVK	Sodi	Gregor Racing	56.499	0.807		56.499
40	19	Christopher DREYSPRING	DEU	CRG	TAD Racing	56.522	0.830	56.522	
41	49	Lorenzo van RIET	NLD	Tonykart	Torenvliet M/S	56.523	0.831		56.523
42	56	Michael McCARTHY	USA	Birel	KMS Hungary	56.541	0.849		56.541
43	12	Thomas PREINING	AUT	Formula K	Protrain Racing	56.548	0.856	56.548	
44	26	Louis SIMMENAUER	FRA	Art GP	Art Grand Prix	56.568	0.876		56.568
45	71	Edward TANSLEY	GBR	Tonykart	TBD	56.574	0.882	56.574	

## Announcements

These results are provisional until the conclusion of any judicial and technical matters



# Rotax Euro Challenge 2013 Genk / Belgium

Rotax Juniors

Genk / Belgium 1,360 Km

Total result Qualifying Group J1 / J2

Pos	No.	Name	Nat.	Chassis	Race Team	Total Best Tm	Diff	QJ1 Best Tm	QJ2 Best Tm
46	67	Eric STAHL	NLD	Zanardi	G-Star Raw Racing	56.574	0.882		56.574
47	63	Jan-Erik MEIKUP	EST	Tonykart	TBA	56.578	0.886	56.578	
48	45	Darren KEANE	USA	Tonykart	Strawberry Racing	56.579	0.887	56.579	
49	54	Mihails BUDOVSIVS	LVA	Tonykart	MRG Racing	56.613	0.921	56.613	
50	76	Rokas BACIUSKA	LTU	Energy	Energy Racing It	56.634	0.942		56.634
51	53	Teodor MORIN	SWE	Kosmic	Paul Carr Racing	56.641	0.949	56.641	
52	51	Daniel LOUKO	FIN	Formula K	Fk Racing Team AB Ltd	56.646	0.954	56.646	
53	29	Martins SESKS	LVA	Gillard	MRG Racing	56.659	0.967	56.659	
54	64	Anton ASTASHENKO	BLR	Intrepid	M-Racing	56.684	0.992		56.684
55	57	Maxim SHTOTLAND	RUS	Tonykart	Mayak Rotax	56.692	1.000		56.692
56	43	Dominik MUSIATOWICS	POL	CRG	Wyrzykowski M/Sport	56.741	1.049	56.741	
57	50	Lars van VARK	NLD	Sodi	Van der Pol Racing	56.772	1.080		56.772
58	35	Savannah Megan COURTENAY	ESP	Intrepid	Intrepid Driver Program	56.796	1.104	56.796	
59	75	Patrick HANNAH	ARE	DR	VPDR	56.797	1.105	56.797	
60	37	Jonatan SEGLESON	SWE	CRG	Radne Motor AB	56.799	1.107		56.799
61	24	Denise DE ROOIJ	NLD	Expirit	Van Galen Racing	56.856	1.164	56.856	
62	72	Jonathan JUDEK	DEU	Praga	M-Tec Praga Racing	56.878	1.186	56.878	
63	20	Omar ISMAIL	GBR	Tonykart	Strawberry Racing	56.920	1.228	56.920	
64	25	Mark MOOR	EST	Tonykart	Aix Racing Team	57.027	1.335	57.027	
65	48	Alessandro STURA	ITA	Formula K	Fk Racing Team AB Ltd	57.123	1.431	57.123	

## Announcements

These results are provisional until the conclusion of any judicial and technical matters

**Heat organization  
Rotax Euro Challenge 2013  
Genk / Belgium  
Rotax Max Juniors Group A**

Group	Pos	No.	Firstname	Lastname	Class	Overall BestTm
Group A	1	27	Josh	PRICE	Junior	55 692
Group A	5	44	Jack	McCARTHY	Junior	55 926
Group A	9	33	Berkay	BESLER	Junior	55 971
Group A	13	38	Dennis	TIJJS	Junior	56 036
Group A	17	46	Mathias S	KRISTENSEN	Junior	56 066
Group A	21	61	Maximilian	SCHMITT	Junior	56 231
Group A	25	41	Damien	WISNICKI	Junior	56 336
Group A	29	16	Tomas	SALVA	Junior	56 363
Group A	33	42	Tristan	CHARPENTIER	Junior	56 406
Group A	37	5	Max	AITKEN	Junior	56 486
Group A	41	49	Lorenzo	van RIET	Junior	56 523
Group A	45	71	Edward	TANSLEY	Junior	56 574
Group A	49	54	Mihails	BUDOVSKIVS	Junior	56 613
Group A	53	29	Martins	SESKS	Junior	56 659
Group A	57	50	Lars	van VARK	Junior	56 772
Group A	61	24	Denise	DE ROOIJ	Junior	56 856
Group A	65	48	Alessandro	STURA	Junior	57 123



Clerk of the course Nigel Edwards:

Stewards (Chairman) Horst Seidel:

Scrutineer Paul Klaassen:

Timekeeping Ingrid/Meik Wagner:

Printed: 2013-03-29 16:50

Posted at: h

**Heat organization  
Rotax Euro Challenge 2013  
Genk / Belgium  
Rotax Max Juniors Group B**

Group	Pos	No.	Firstname	Lastname	Class	Overall BestTm
Group B	2	79	Shanaka	CLAY	Junior	55 729
Group B	6	31	Juri	VIPS	Junior	55 928
Group B	10	66	Nick	DUNCKER	Junior	55 995
Group B	14	52	Lando	NORRIS	Junior	56 037
Group B	18	65	Nathan	HEDOUIN	Junior	56 112
Group B	22	32	Rinus	van KALMTHOUT	Junior	56 279
Group B	26	70	Marvin	PIONKE	Junior	56 351
Group B	30	36	Eline	CHEHIN	Junior	56 366
Group B	34	18	Clement	NOVALAK	Junior	56 422
Group B	38	74	Gavin	REICHELDT	Junior	56 488
Group B	42	56	Michael	McCARTHY	Junior	56 541
Group B	46	67	Eric	STAHL	Junior	56 574
Group B	50	76	Rokas	BACIUSKA	Junior	56 634
Group B	54	64	Anton	ASTASHENKO	Junior	56 684
Group B	58	35	Savannah Megan	COURTENAY	Junior	56 796
Group B	62	72	Jonathan	JUDEK	Junior	56 878



Clerk of the course Nigel Edwards:

Stewards (Chairman) Horst Seidel:

Scrutineer Paul Klaassen:

Timekeeping Ingrid/Meik Wagner:

Printed: 2013-03-29 16:50

Posted at: h

**Heat organization  
Rotax Euro Challenge 2013  
Genk / Belgium  
Rotax Max Juniors Group C**

Group	Pos	No.	Firstname	Lastname	Class	Overall BestTm
Group C	3	8	Guan Yu	ZHOU	Junior	55 764
Group C	7	22	Connor	HALL	Junior	55 935
Group C	11	40	Jack	BARTHOLOMEW	Junior	56 022
Group C	15	17	Jai	NIJJAR	Junior	56 064
Group C	19	39	Philip	HAMPRECHT	Junior	56 185
Group C	23	69	Jarno	OPMEER	Junior	56 288
Group C	27	60	Jakub	KADLCAK	Junior	56 359
Group C	31	77	Max	TIMMERMANS	Junior	56 368
Group C	35	28	Leonard	HOOGENBOOM	Junior	56 442
Group C	39	62	Nikolas	SZABO	Junior	56 499
Group C	43	12	Thomas	PREINING	Junior	56 548
Group C	47	63	Jan-Erik	MEIKUP	Junior	56 578
Group C	51	53	Teodor	MORIN	Junior	56 641
Group C	55	57	Maxim	SHTOTLAND	Junior	56 692
Group C	59	75	Patrick	HANNAH	Junior	56 797
Group C	63	20	Omar	ISMAIL	Junior	56 920



Clerk of the course Nigel Edwards:

Stewards (Chairman) Horst Seidel:

Scrutineer Paul Klaassen:

Timekeeping Ingrid/Meik Wagner:

Printed: 2013-03-29 16:50

posted at: h

**Heat organization  
Rotax Euro Challenge 2013  
Genk / Belgium  
Rotax Max Juniors Group D**

Group	Pos	No.	Firstname	Lastname	Class	Overall BestTm
Group D	4	30	Sena	SAKAGUCHI	Junior	55 891
Group D	8	55	Thomas	ISSA	Junior	55 965
Group D	12	14	Ralf	ARON	Junior	56 026
Group D	16	21	Dries	VANTHOOR	Junior	56 064
Group D	20	78	Lars	LAMBORELLE	Junior	56 193
Group D	24	34	David	WOODER	Junior	56 317
Group D	28	47	Deniz	BECKERS	Junior	56 361
Group D	32	59	Slavinski	DZIANIS	Junior	56 390
Group D	36	58	Mitchell	CHEAH MIN JIE	Junior	56 483
Group D	40	19	Christopher	DREYSPRING	Junior	56 522
Group D	44	26	Louis	SIMMENAUER	Junior	56 568
Group D	48	45	Darren	KEANE	Junior	56 579
Group D	52	51	Daniel	LOUKO	Junior	56 646
Group D	56	43	Dominik	MUSIATOWICS	Junior	56 741
Group D	60	37	Jonatan	SEGLESON	Junior	56 799
Group D	64	25	Mark	MOOR	Junior	57 027



Clerk of the course Nigel Edwards:

Stewards (Chairman) Horst Seidel:

Scrutineer Paul Klaassen:

Timekeeping Ingrid/Meik Wagner:

Printed: 2013-03-29 16:50

posted at: h

Rotax Euro Challenge 2013  
 Class: Rotax Max Juniors  
 Date/Time: 2013-03-30 10:50

Track: Genk / Belgium  
 Heat: Race 3 Qualifying Heat 1 A+B  
 Laps: 7

Edition 1

			18	
	35			36
Alessandro STURA	48	Group A 57 123	17	
	33			34
Denise DE ROOIJ	24	Group A 56 856	16	Jonathan JUDEK
	31			72
Lars van VARK	50	Group A 56 772	15	Savannah Megal COURTENAY
	29			35
Martins SESKS	29	Group A 56 659	14	Anton ASTASHENKO
	27			64
Mihails BUDOVSKIVS	54	Group A 56 613	13	Rokas BACIUSKA
	25			76
Edward TANSLEY	71	Group A 56 574	12	Eric STAHL
	23			67
Lorenzo van RIET	49	Group A 56 523	11	Michael McARTHUR
	21			56
Max AITKEN	5	Group A 56 486	10	Gavin REICHEL
	19			74
Tristan CHARPENTIER	42	Group A 56 406	9	Clement NOVALAK
	17			18
Tomas SALVA	16	Group A 56 363	8	Eline CHEHIN
	15			36
Damien WISNICKI	41	Group A 56 336	7	Marvin PIONKE
	13			70
Maximilian SCHMITT	61	Group A 56 231	6	Rinus van KALMTHOU
	11			32
Mathias S KRISTENSEN	46	Group A 56 066	5	Nathan HEDOUIN
	9			65
Dennis TIJJS	38	Group A 56 036	4	Lando NORRIS
	7			52
Berkay BESLER	33	Group A 55 971	3	Nick DUNCKER
	5			66
Jack McCARTHY	44	Group A 55 926	2	Juri VIPS
	3			31
Josh PRICE	27	Group A 55 692	1	Shanaka CLAY
	1			79
			Row	2

Pole Position

Clerk of the course Nigel Edwards:  
 Stewards (Chairman) Horst Seidel:

Scrutineer Paul Klaassen:  
 Timekeeping Ingrid/Meik Wagner:



Rotax Euro Challenge 2013  
 Class: Rotax Max Juniors  
 Date/Time: 2013-03-30 11:10

Track: Genk / Belgium  
 Heat: Race 4 Qualifying Heat 2 C+D  
 Laps: 7

Edition 1

	35	18		36
	33	17		34
Omar ISMAIL	20	16	Mark MOOR	25
	31			32
Patrick HANNAH	75	15	Jonatan SEGLESON	37
	29			30
Maxim SHTOTLAND	57	14	Dominik MUSIATOWICS	43
	27			28
Teodor MORIN	53	13	Daniel LOUKO	51
	25			26
Jan-Erik MEIKUP	63	12	Darren KEANE	45
	23			24
Thomas PREINING	12	11	Louis SIMMENAUER	26
	21			22
Nikolas SZABO	62	10	Christopher DREYSPRING	19
	19			20
Leonard HOOGENBOOM	28	9	Mitchell CHEAH MIN JIE	58
	17			18
Max TIMMERMANS	77	8	Slavinski DZIANIS	59
	15			16
Jakub KADLCAK	60	7	Deniz BECKERS	47
	13			14
Jarno OPMEER	69	6	David WOODER	34
	11			12
Philip HAMPRECHT	39	5	Lars LAMBORELLE	78
	9			10
Jai NIJJAR	17	4	Dries VANTHOOR	21
	7			8
Jack BARTHOLOMEV	40	3	Ralf ARON	14
	5			6
Connor HALL	22	2	Thomas ISSA	55
	3			4
Guan Yu ZHOU	8	1	Sena SAKAGUCHI	30
	1			2

Pole Position

Clerk of the course Nigel Edwards:  
 Stewards (Chairman) Horst Seidel:

Scrutineer Paul Klaassen:  
 Timekeeping Ingrid/Meik Wagner:

Rotax Euro Challenge 2013  
 Class: Rotax Max Juniors  
 Date/Time: 2013-03-30 14:00

Track: Genk / Belgium  
 Heat: Race 11 Qualifying Heat 3 B+C  
 Laps: 7

Edition 1

			18			
	35			36		
			17			
	33			34		
Jonathan JUDEK	72	Group B 56 878	16	Omar ISMAIL	20	Group C 56 920
	31				32	
Savannah Megal COURTENAY	35	Group B 56 796	15	Patrick HANNAH	75	Group C 56 797
	29				30	
Anton ASTASHENKO	64	Group B 56 684	14	Maxim SHTOTLAND	57	Group C 56 692
	27				28	
Rokas BACIUSKA	76	Group B 56 634	13	Teodor MORIN	53	Group C 56 641
	25				26	
Eric STAHL	67	Group B 56 574	12	Jan-Erik MEIKUP	63	Group C 56 578
	23				24	
Michael McCARTHY	56	Group B 56 541	11	Thomas PREINING	12	Group C 56 548
	21				22	
Gavin REICHEL	74	Group B 56 488	10	Nikolas SZABO	62	Group C 56 499
	19				20	
Clement NOVALAK	18	Group B 56 422	9	Leonard HOOGENBOOM	28	Group C 56 442
	17				18	
Eline CHEHIN	36	Group B 56 366	8	Max TIMMERMANS	77	Group C 56 368
	15				16	
Marvin PIONKE	70	Group B 56 351	7	Jakub KADLCAK	60	Group C 56 359
	13				14	
Rinus van KALMTHOU	32	Group B 56 279	6	Jarno OPMEER	69	Group C 56 288
	11				12	
Nathan HEDOUIN	65	Group B 56 112	5	Philip HAMPRECHT	39	Group C 56 185
	9				10	
Lando NORRIS	52	Group B 56 037	4	Jai NIJJAR	17	Group C 56 064
	7				8	
Nick DUNCKER	66	Group B 55 995	3	Jack BARTHOLOMEV	40	Group C 56 022
	5				6	
Juri VIPS	31	Group B 55 928	2	Connor HALL	22	Group C 55 935
	3				4	
Shanaka CLAY	79	Group B 55 729	1	Guan Yu ZHOU	8	Group C 55 764
	1		Row		2	

Pole Position

Clerk of the course Nigel Edwards:  
 Stewards (Chairman) Horst Seidel:

Scrutineer Paul Klaassen:  
 Timekeeping Ingrid/Meik Wagner:

Rotax Euro Challenge 2013  
 Class: Rotax Max Juniors  
 Date/Time: 2013-03-30 14:20

Track: Genk / Belgium  
 Heat: Race 12 Qualifying Heat 4 A+D  
 Laps: 7

Edition 1

	35	Group A	18		36
Alessandro STURA	48	57 123	17		
	33				34
Denise DE ROOIJ	24	56 856	16	Mark MOOR	25
	31				32
Lars van VARK	50	56 772	15	Jonatan SEGLESÓN	37
	29				30
Martins SESKS	29	56 659	14	Dominik MUSIATOWICS	43
	27				28
Mihails BUDOVSKIJS	54	56 613	13	Daniel LOUKO	51
	25				26
Edward TANSLEY	71	56 574	12	Darren KEANE	45
	23				24
Lorenzo van RIET	49	56 523	11	Louis SIMMENAUER	26
	21				22
Max AITKEN	5	56 486	10	Christopher DREYSPRING	19
	19				20
Tristan CHARPENTIER	42	56 406	9	Mitchell CHEAH MIN JIE	58
	17				18
Tomas SALVA	16	56 363	8	Slavinski DZIANIS	59
	15				16
Damien WISNICKI	41	56 336	7	Deniz BECKERS	47
	13				14
Maximilian SCHMITT	61	56 231	6	David WOODER	34
	11				12
Mathias S KRISTENSEN	46	56 066	5	Lars LAMBORELLE	78
	9				10
Dennis TIJJS	38	56 036	4	Dries VANTHOOR	21
	7				8
Berkay BESLER	33	55 971	3	Ralf ARON	14
	5				6
Jack McCARTHY	44	55 926	2	Thomas ISSA	55
	3				4
Josh PRICE	27	55 692	1	Sena SAKAGUCHI	30
	1				2

Pole Position

Clerk of the course Nigel Edwards:  
 Stewards (Chairman) Horst Seidel:

Scrutineer Paul Klaassen:  
 Timekeeping Ingrid/Meik Wagner:

Rotax Euro Challenge 2013  
 Class: Rotax Max Juniors  
 Date/Time: 2013-03-30 16:20

Track: Genk / Belgium  
 Heat: Race 17 Qualifying Heat 5 A+C  
 Laps: 7

Edition 1

	35	18		36
Alessandro STURA	48	17		
	33			34
Denise DE ROOIJ	24	16	Omar ISMAIL	20
	31			32
Lars van VARK	50	15	Patrick HANNAH	75
	29			30
Martins SESKS	29	14	Maxim SHTOTLAND	57
	27			28
Mihails BUDOVSKIVS	54	13	Teodor MORIN	53
	25			26
Edward TANSLEY	71	12	Jan-Erik MEIKUP	63
	23			24
Lorenzo van RIET	49	11	Thomas PREINING	12
	21			22
Max AITKEN	5	10	Nikolas SZABO	62
	19			20
Tristan CHARPENTIER	42	9	Leonard HOOGENBOOM	28
	17			18
Tomas SALVA	16	8	Max TIMMERMANS	77
	15			16
Damien WISNICKI	41	7	Jakub KADLCAK	60
	13			14
Maximilian SCHMITT	61	6	Jarno OPMEER	69
	11			12
Mathias S KRISTENSEN	46	5	Philip HAMPRECHT	39
	9			10
Dennis TIJJS	38	4	Jai NIJJAR	17
	7			8
Berkay BESLER	33	3	Jack BARTHOLOMEV	40
	5			6
Jack McCARTHY	44	2	Connor HALL	22
	3			4
Josh PRICE	27	1	Guan Yu ZHOU	8
	1			
		Row		2

Pole Position

Clerk of the course Nigel Edwards:  
 Stewards (Chairman) Horst Seidel:

Scrutineer Paul Klaassen:  
 Timekeeping Ingrid/Meik Wagner:

Rotax Euro Challenge 2013  
 Class: Rotax Max Juniors  
 Date/Time: 2013-03-30 16:40

Track: Genk / Belgium  
 Heat: Race 18 Qualifying Heat 6 B+D  
 Laps: 7

Edition 1

	18	
35		36
	17	
33		34
Jonathan JUDEK Group B 56 878	16	Mark MOOR Group D 57 027
31		32
Savannah Megal COURTENAY Group B 56 796	15	Jonatan SEGLESON Group D 56 799
29		30
Anton ASTASHENKO Group B 56 684	14	Dominik MUSIATOWICS Group D 56 741
27		28
Rokas BACIUSKA Group B 56 634	13	Daniel LOUKO Group D 56 646
25		26
Eric STAHL Group B 56 574	12	Darren KEANE Group D 56 579
23		24
Michael McCARTHY Group B 56 541	11	Louis SIMMENAUER Group D 56 568
21		22
Gavin REICHELDT Group B 56 488	10	Christopher DREYSPRING Group D 56 522
19		20
Clement NOVALAK Group B 56 422	9	Mitchell CHEAH MIN JIE Group D 56 483
17		18
Eline CHEHIN Group B 56 366	8	Slavinski DZIANIS Group D 56 390
15		16
Marvin PIONKE Group B 56 351	7	Deniz BECKERS Group D 56 361
13		14
Rinus van KALMTHOU Group B 56 279	6	David WOODER Group D 56 317
11		12
Nathan HEDOUIN Group B 56 112	5	Lars LAMBORELLE Group D 56 193
9		10
Lando NORRIS Group B 56 037	4	Dries VANTHOOR Group D 56 064
7		8
Nick DUNCKER Group B 55 995	3	Ralf ARON Group D 56 026
5		6
Juri VIPS Group B 55 928	2	Thomas ISSA Group D 55 965
3		4
Shanaka CLAY Group B 55 729	1	Sena SAKAGUCHI Group D 55 891
1		2

Pole Position

Clerk of the course Nigel Edwards:  
 Stewards (Chairman) Horst Seidel:

Scrutineer Paul Klaassen:  
 Timekeeping Ingrid/Meik Wagner:



# Rotax Euro Challenge 2013 Genk / Belgium

Rotax Juniors

Genk / Belgium 1,360 Km

Warm up Even Numbers

2013-03-30 09:20

Practice (5:00 Time) started at 9:20:00

Pos	No.	Name	Nat.	Chassis	Race Team	Laps	Best Tm	Diff	Gap In Lap	km/h	
1	52	Lando NORRIS	GBR	Tonykart	RL Racing Dept UK	6	56.563		6	86,558	
2	22	Connor HALL	GBR	Tonykart	Strawberry Racing	5	56.588	0.025	0.025	5	86,520
3	30	Sena SAKAGUCHI	JPN	Intrepid	Intrepid Driver Program	6	56.688	0.125	0.100	4	86,367
4	38	Dennis TIJJS	NLD	FA Kart	Team TKP	5	56.823	0.260	0.135	4	86,162
5	34	David WOODER	GBR	Alonso	Dan Holland Racing	5	56.862	0.299	0.039	5	86,103
6	44	Jack McCARTHY	GBR	Tonykart	RL Racing Dept UK	5	56.931	0.368	0.069	5	85,999
7	66	Nick DUNCKER	NLD	Alonso	Dream Team Racing	5	56.962	0.399	0.031	5	85,952
8	8	Guan Yu ZHOU	GBR	Tonykart	Strawberry Racing	5	56.976	0.413	0.014	5	85,931
9	70	Marvin PIONKE	DEU	Kosmic	RS Competition	5	56.987	0.424	0.011	3	85,914
10	78	Lars LAMBORELLE	NLD	Gillard	DFK	5	57.037	0.474	0.050	5	85,839
11	14	Ralf ARON	EST	Tonykart	Aix Racing Team	5	57.053	0.490	0.016	3	85,815
12	12	Thomas PREINING	AUT	Formula K	Protrain Racing	5	57.074	0.511	0.021	3	85,783
13	40	Jack BARTHOLOMEW	GBR	Tonykart	Coles Racing	5	57.075	0.512	0.001	5	85,782
14	74	Gavin REICHEL	USA	Alonso	Dan Holland Racing	5	57.080	0.517	0.005	3	85,774
15	58	Mitchell CHEAH MIN JIE	MYS	Maddox	Maddox Racing Team	5	57.081	0.518	0.001	4	85,773
16	32	Rinus van KALMTHOUT	NLD	FA Kart	Team TKP	5	57.089	0.526	0.008	4	85,761
17	28	Leonard HOOGENBOOM	NLD	FA Kart	Team TKP	5	57.137	0.574	0.048	5	85,689
18	60	Jakub KADLCAK	CZE	Sodi	Gregor Racing	5	57.140	0.577	0.003	5	85,684
19	20	Omar ISMAIL	GBR	Tonykart	Strawberry Racing	5	57.172	0.609	0.032	5	85,636
20	42	Tristan CHARPENTIER	FRA	Tonykart	Coles Racing	5	57.172	0.609		5	85,636
21	46	Mathias S KRISTENSEN	DNK	Tonykart	RS Competition	5	57.272	0.709	0.100	5	85,487
22	18	Clement NOVALAK	CHE	Tonykart	TK Racing	5	57.313	0.750	0.041	5	85,426
23	26	Louis SIMMENAUER	FRA	Art GP	Art Grand Prix	5	57.363	0.800	0.050	5	85,351
24	62	Nikolas SZABO	SVK	Sodi	Gregor Racing	5	57.410	0.847	0.047	5	85,281
25	36	Eline CHEHIN	NLD	FA Kart	Team TKP	5	57.456	0.893	0.046	5	85,213
26	56	Michael McCARTHY	USA	Birel	KMS Hungary	5	57.472	0.909	0.016	5	85,189
27	64	Anton ASTASHENKO	BLR	Intrepid	M-Racing	5	57.581	1.018	0.109	5	85,028
28	54	Mihails BUDOVSKIVS	LVA	Tonykart	MRG Racing	5	57.636	1.073	0.055	5	84,947
29	76	Rokas BACIUSKA	LTU	Energy	Energy Racing It	5	57.685	1.122	0.049	5	84,875
30	16	Tomas SALVA	CZE	MS Kart	MS Kart Racing Team	5	58.107	1.544	0.422	4	84,258
31	72	Jonathan JUDEK	DEU	Praga	M-Tec Praga Racing	5	58.126	1.563	0.019	3	84,231
32	48	Alessandro STURA	ITA	Formula K	Fk Racing Team AB Ltd	4	58.454	1.891	0.328	3	83,758
33	24	Denise DE ROOIJ	NLD	Expirit	Van Galen Racing	5	58.562	1.999	0.108	3	83,604
34	50	Lars van VARK	NLD	Sodi	Van der Pol Racing	5	59.116	2.553	0.554	4	82,820









# Rotax Euro Challenge 2013 Genk / Belgium

Rotax Juniors

Genk / Belgium 1,360 Km

Warm up Odd Numbers

2013-03-30 09:30

Practice (5:00 Time) started at 9:29:59

Pos	No.	Name	Nat.	Chassis	Race Team	Laps	Best Tm	Diff	Gap In Lap	km/h
1	5	Max AITKEN	GBR	Tonykart	Strawberry Racing	5	56.142			5 87,207
2	17	Jai NIJJAR	GBR	Tonykart	Chris Rogers M/Sport	5	56.182	0.040	0.040	4 87,145
3	27	Josh PRICE	GBR	Tonykart	Chris Rogers M/Sport	5	56.475	0.333	0.293	3 86,693
4	55	Thomas ISSA	JAM	Tonykart	Strawberry Racing	5	56.528	0.386	0.053	5 86,612
5	77	Max TIMMERMANS	BEL	Maranello	EGP	5	56.599	0.457	0.071	5 86,503
6	31	Juri VIPS	EST	Tonykart	Strawberry Racing	5	56.613	0.471	0.014	5 86,482
7	39	Philip HAMPRECHT	DEU	Kosmic	Paul Carr Racing	5	56.623	0.481	0.010	4 86,467
8	35	Savannah Megan COURTE	ESP	Intrepid	Intrepid Driver Program	5	56.627	0.485	0.004	5 86,461
9	33	Berkay BESLER	TUR	Tonykart	DNR Racing/Bouvin	5	56.735	0.593	0.108	4 86,296
10	71	Edward TANSLEY	GBR	Tonykart	TBD	5	56.784	0.642	0.049	4 86,221
11	47	Deniz BECKERS	NLD	Topkart	Slangen Karting	5	56.874	0.732	0.090	4 86,085
12	41	Damien WISNICKI	POL	OK1	OK1 Racing Team	5	56.880	0.738	0.006	3 86,076
13	21	Dries VANTHOOR	BEL	Maranello	Maranello Kart	5	57.042	0.900	0.162	4 85,831
14	53	Teodor MORIN	SWE	Kosmic	Paul Carr Racing	5	57.060	0.918	0.018	5 85,804
15	63	Jan-Erik MEIKUP	EST	Tonykart	TBA	5	57.097	0.955	0.037	3 85,749
16	45	Darren KEANE	USA	Tonykart	Strawberry Racing	5	57.106	0.964	0.009	4 85,735
17	25	Mark MOOR	EST	Tonykart	Aix Racing Team	5	57.108	0.966	0.002	4 85,732
18	67	Eric STAHL	NLD	Zanardi	G-Star Raw Racing	5	57.132	0.990	0.024	5 85,696
19	79	Shanaka CLAY	GBR	Tonykart		5	57.132	0.990		3 85,696
20	59	Slavinski DZIANIS	BLR	Zanardi	M Racing	5	57.165	1.023	0.033	5 85,647
21	65	Nathan HEDOUIN	FRA	Art GP	Art Grand Prix France	5	57.171	1.029	0.006	3 85,638
22	69	Jarno OPMEER	NLD	Maddox	Maddox Racing Team	5	57.279	1.137	0.108	3 85,476
23	49	Lorenzo van RIET	NLD	Tonykart	Torenvliet M/S	5	57.287	1.145	0.008	4 85,464
24	19	Christopher DREYSPRING	DEU	CRG	TAD Racing	5	57.340	1.198	0.053	3 85,385
25	43	Dominik MUSIATOWICS	POL	CRG	Wyrzykowski M/Sport	5	57.384	1.242	0.044	4 85,320
26	51	Daniel LOUKO	FIN	Formula K	Fk Racing Team AB Ltd	5	57.402	1.260	0.018	4 85,293
27	29	Martins SESKS	LVA	Gillard	MRG Racing	5	57.504	1.362	0.102	5 85,142
28	75	Patrick HANNAH	ARE	DR	VPDR	5	57.679	1.537	0.175	2 84,884
29	61	Maximilian SCHMITT	DEU	Praga	M-Tec Praga Racing	5	57.872	1.730	0.193	3 84,600
30	57	Maxim SHTOTLAND	RUS	Tonykart	Mayak Rotax	5	58.066	1.924	0.194	4 84,318
31	37	Jonatan SEGLESON	SWE	CRG	Radne Motor AB	5	58.416	2.274	0.350	5 83,813





# Rotax Euro Challenge 2013 Genk / Belgium

Rotax Juniors

Genk / Belgium 1,360 Km

Warm up Odd Numbers

2013-03-30 09:30

Practice (5:00 Time) started at 9:29:59

Lap	Time of Day	Lap Tm	Diff	S1 Tm	S2 Tm	S3 Tm
5	9:35:12.987	58.105	+0.973	23.954	16.987	<b>17.164</b>

(59) Slavinski DZIANIS

1	9:31:15.912	1:02.175	+5.010	26.017	18.175	17.983
2	9:32:14.087	58.175	+1.010	23.649	17.163	17.363
3	9:33:11.314	57.227	+0.062	<b>22.852</b>	17.117	17.258
4	9:34:09.064	57.750	+0.585	23.460	<b>17.044</b>	17.246
5	9:35:06.229	<b>57.165</b>		22.967	17.060	<b>17.138</b>

(65) Nathan HEDOUIN

1	9:31:22.530	1:02.123	+4.952	26.409	18.087	17.627
2	9:32:20.474	57.944	+0.773	23.627	17.058	17.259
3	9:33:17.645	<b>57.171</b>		<b>23.132</b>	16.955	<b>17.084</b>
4	9:34:15.028	57.383	+0.212	23.278	<b>16.826</b>	17.279
5	9:35:12.713	57.685	+0.514	23.452	16.975	17.258

(69) Jarno OPMEER

1	9:31:24.582	1:03.303	+6.024	27.096	18.380	17.827
2	9:32:22.516	57.934	+0.655	23.446	17.226	17.262
3	9:33:19.795	<b>57.279</b>		<b>22.997</b>	<b>17.024</b>	17.258
4	9:34:17.272	57.477	+0.198	23.212	17.084	<b>17.181</b>
5	9:35:15.029	57.757	+0.478	23.020	17.176	17.561

(49) Lorenzo van RIET

1	9:31:24.716	1:03.132	+5.845	26.933	18.349	17.850
2	9:32:22.904	58.188	+0.901	23.528	17.311	17.349
3	9:33:20.529	57.625	+0.338	23.319	17.086	17.220
4	9:34:17.816	<b>57.287</b>		23.076	<b>17.004</b>	<b>17.207</b>
5	9:35:15.494	57.678	+0.391	<b>23.021</b>	17.162	17.495

(19) Christopher DREYSPRING

1	9:31:22.001	1:02.803	+5.463	26.944	18.116	17.743
2	9:32:21.292	59.291	+1.951	24.644	17.305	17.342
3	9:33:18.632	<b>57.340</b>		<b>23.225</b>	17.006	<b>17.109</b>
4	9:34:16.040	57.408	+0.068	23.316	<b>16.957</b>	17.135
5	9:35:13.869	57.829	+0.489	23.390	17.233	17.206

(43) Dominik MUSIATOWICS

1	9:31:25.534	1:01.640	+4.256	25.971	17.922	17.747
2	9:32:23.639	58.105	+0.721	23.410	17.203	17.492
3	9:33:21.373	57.734	+0.350	<b>23.146</b>	17.323	17.265
4	9:34:18.757	<b>57.384</b>		23.243	<b>16.967</b>	<b>17.174</b>
5	9:35:16.241	57.484	+0.100	23.269	17.018	17.197

(51) Daniel LOUKO

1	9:31:41.644	1:04.192	+6.790	27.239	18.664	18.289
2	9:32:40.563	58.919	+1.517	23.986	17.388	17.545
3	9:33:38.244	57.681	+0.279	23.143	17.119	17.419
4	9:34:35.646	<b>57.402</b>		<b>22.973</b>	<b>17.070</b>	<b>17.359</b>
5	9:35:33.590	57.944	+0.542	22.989	17.281	17.674

(29) Martins SESKS

1	9:31:24.958	1:02.737	+5.233	26.856	17.998	17.883
2	9:32:24.915	59.957	+2.453	23.549	17.503	18.905
3	9:33:23.500	58.585	+1.081	23.728	17.268	17.589
4	9:34:21.236	57.736	+0.232	23.448	<b>16.943</b>	<b>17.345</b>
5	9:35:18.740	<b>57.504</b>		<b>23.056</b>	17.038	17.410

(75) Patrick HANNAH

1	9:31:21.618	1:02.664	+4.985	27.006	18.007	17.651
2	9:32:19.297	<b>57.679</b>		23.420	16.996	17.263
3	9:33:17.388	58.091	+0.412	<b>22.784</b>	17.346	17.961
4	9:34:15.508	58.120	+0.441	23.931	16.994	<b>17.195</b>
5	9:35:13.235	57.727	+0.048	23.644	<b>16.856</b>	17.227

(61) Maximilian SCHMITT

1	9:31:21.618	1:02.664	+4.985	27.006	18.007	17.651
---	-------------	----------	--------	--------	--------	--------

Lap	Time of Day	Lap Tm	Diff	S1 Tm	S2 Tm	S3 Tm
1	9:31:21.257	1:03.178	+5.306	26.660	18.449	18.069
2	9:32:20.347	59.090	+1.218	24.198	17.233	17.659
3	9:33:18.219	<b>57.872</b>		<b>23.436</b>	<b>17.094</b>	17.342
4	9:34:16.341	58.122	+0.250	23.808	17.106	<b>17.208</b>
5	9:35:15.340	58.999	+1.127	23.593	17.699	17.707

(57) Maxim SHTOTLAND

1	9:31:20.061	1:03.141	+5.075	26.866	18.233	18.042
2	9:32:18.518	58.457	+0.391	23.723	17.275	17.459
3	9:33:16.996	58.478	+0.412	23.281	17.677	17.520
4	9:34:15.062	<b>58.066</b>		<b>23.079</b>	<b>17.057</b>	17.930
5	9:35:13.532	58.470	+0.404	24.239	17.081	<b>17.150</b>

(37) Jonatan SEGLESON

1	9:31:27.168	1:03.102	+4.686	26.441	18.248	18.413
2	9:32:26.067	58.899	+0.483	23.896	17.568	<b>17.435</b>
3	9:33:24.592	58.525	+0.109	23.566	17.419	17.540
4	9:34:24.280	59.688	+1.272	<b>23.212</b>	17.373	19.103
5	9:35:22.696	<b>58.416</b>		23.709	<b>17.261</b>	17.446

Timekeeping Ingrid and Meik Wagner:



Clerk of the course Nigel Edwards:

Steward (Chairman) Horst Seidel:

Chief Scrutineer Paul Klaassen:

[www.mylaps.com](http://www.mylaps.com)



# Rotax Euro Challenge 2013 Genk / Belgium

Rotax Juniors

Genk / Belgium 1,360 Km

RACE 3 Qualifying Heat 1 A-B **-NEW 2-**

2013-03-30 10:50

Race (7 Laps) started at 10:57:17

Pos	No.	Name	Nat.	Chassis	Race Team	Laps	Total Tm	Diff	Best Tm	In Lap	km/h	Points
1	52	Lando NORRIS	GBR	Tonykart	RL Racing Dept UK	7	6:44.164		57.075	6	85,782	0
2	27	Josh PRICE	GBR	Tonykart	Chris Rogers M/Sport	7	6:44.633	0.469	56.991	6	85,908	2
3	32	Rinus van KALMTHOUT	NLD	FA Kart	Team TKP	7	6:46.086	1.922	57.048	7	85,822	3
4	38	Dennis TIJJS	NLD	FA Kart	Team TKP	7	6:46.368	2.204	56.933	7	85,996	4
5	79	Shanaka CLAY	SRI	Tonykart		7	6:46.500	2.336	56.668	7	86,398	5
6	66	Nick DUNCKER	NLD	Alonso	Dream Team Racing	7	6:47.259	3.095	56.993	7	85,905	6
7	46	Mathias S KRISTENSEN	DNK	Tonykart	RS Competition	7	6:49.369	5.205	57.144	7	85,678	7
8	36	Eline CHEHIN	NLD	FA Kart	Team TKP	7	6:49.572	5.408	57.186	7	85,615	8
9	65	Nathan HEDOUIN	FRA	Art GP	Art Grand Prix France	7	6:51.610	7.446	57.799	7	84,707	9
10	74	Gavin REICHEL	USA	Alonso	Dan Holland Racing	7	6:51.805	7.641	57.607	7	84,990	10
11	33	Berkay BESLER	TUR	Tonykart	DNR Racing/Bouvin	7	6:52.004	7.840	57.937	7	84,506	11
12	71	Edward TANSLEY	GBR	Tonykart	TBD	7	6:54.199	10.035	57.414	7	85,275	12
13	29	Martins SESKS	LVA	Gillard	MRG Racing	7	6:54.842	10.678	57.405	7	85,289	13
14	44	Jack McCARTHY	GBR	Tonykart	RL Racing Dept UK	7	6:55.306	11.142	57.127	7	85,704	14
15	5	Max AITKEN	GBR	Tonykart	Strawberry Racing	7	6:55.974	11.810	57.162	5	85,651	15
16	70	Marvin PIONKE	DEU	Kosmic	RS Competition	7	6:56.188	12.024	57.910	4	84,545	16
17	49	Lorenzo van RIET	NLD	Tonykart	Torenvliet M/S	7	6:56.509	12.345	57.526	4	85,109	17
18	16	Tomas SALVA	CZE	MS Kart	MS Kart Racing Team	7	6:56.857	12.693	57.771	4	84,748	18
19	41	Damien WISNICKI	POL	OK1	OK1 Racing Team	7	6:57.296	13.132	57.351	5	85,369	19
20	50	Lars van VARK	NLD	Sodi	Van der Pol Racing	7	6:57.619	13.455	57.571	5	85,043	20
21	48	Alessandro STURA	ITA	Formula K	Fk Racing Team AB Ltd	7	6:57.762	13.598	57.410	5	85,281	21
22	54	Mihails BUDOVSKIVS	LVA	Tonykart	MRG Racing	7	6:58.497	14.333	57.274	5	85,484	22
23	67	Eric STAHL	NLD	Zanardi	G-Star Raw Racing	7	6:58.828	14.664	57.277	5	85,479	23
24	18	Clement NOVALAK	CHE	Tonykart	TK Racing	7	6:59.653	15.489	57.423	5	85,262	24
25	35	Savannah Megan COURTEM	ESP	Intrepid	Intrepid Driver Program	7	7:00.798	16.634	57.498	7	85,151	25
26	56	Michael McCARTHY	USA	Birel	KMS Hungary	7	7:02.215	18.051	57.699	7	84,854	26
27	72	Jonathan JUDEK	DEU	Praga	M-Tec Praga Racing	7	7:02.573	18.409	57.836	7	84,653	27
28	76	Rokas BACIUSKA	LTU	Energy	Energy Racing It	7	7:07.181	23.017	57.483	5	85,173	28
29	24	Denise DE ROOIJ	NLD	Expirit	Van Galen Racing	7	7:08.664	24.500	58.168	7	84,170	29
30	64	Anton ASTASHENKO	BLR	Intrepid	M-Racing	7	7:09.098	24.934	57.471	5	85,191	30
31	61	Maximilian SCHMITT	DEU	Praga	M-Tec Praga Racing	7	7:12.076	27.912	57.668	7	84,900	31
32	31	Juri VIPS	EST	Tonykart	Strawberry Racing	1	1:03.540	6 Laps	1:03.381	1	77,247	32
33	42	Tristan CHARPENTIER	FRA	Tonykart	Coles Racing	1	1:24.914	6 Laps	1:24.032	1	58,264	33

## Announcements

These results are provisional until the conclusion of any judicial and technical matters

No. 44 warning board

Started: 33 Classified: 33 Not classified: 0

No. 76 + 64 time penalty 10 sec. / reason unfair driving

Margin of Victory	Ø km/h	Best Lap Tm	km/h	Best Lap by
0.469	84,797	56.668	86,398	79 - Shanaka CLAY

Official Timing [www.camp-company.de](http://www.camp-company.de) / [www.motorsport-events.se](http://www.motorsport-events.se)

Orbits

Timekeeping Ingrid and Meik Wagner:

Clerk of the course Nigel Edwards:

[www.mylaps.com](http://www.mylaps.com)

Steward (Chairman) Horst Seidel:

Chief Scrutineer Paul Klaassen:

Licensed to: Motorsport Events

Printed: 2013-03-30 12:28:13

posted at:

h







Rotax Euro Challenge 2013 Genk / Belgium

Rotax Juniors

Genk / Belgium 1,360 Km

RACE 3 Qualifying Heat 1 A-B

2013-03-30 10:50

Race (7 Laps) started at 10:57:17

Lap	Time of Day	Lap Tm	Diff	S1 Tm	S2 Tm	S3 Tm	Lap	Time of Day	Lap Tm	Diff	S1 Tm	S2 Tm	S3 Tm
2	10:59:32.650	59.553	+1.385	24.082	17.626	17.845							
3	11:00:32.027	59.377	+1.209	24.016	17.540	17.821							
4	11:01:30.687	58.660	+0.492	23.678	17.296	17.686							
5	11:02:29.184	58.497	+0.329	23.593	17.279	17.625							
6	11:03:27.595	58.411	+0.243	23.564	17.281	<b>17.566</b>							
7	11:04:25.763	<b>58.168</b>		<b>23.360</b>	<b>17.222</b>	17.586							

(61) Maximilian SCHMITT

1	10:58:39.661	1:21.933	+24.265	45.377	18.619	17.937
2	10:59:38.737	59.076	+1.408	23.814	17.606	17.656
3	11:00:37.749	59.012	+1.344	23.730	17.729	17.553
4	11:01:35.703	57.954	+0.286	23.311	17.158	17.485
5	11:02:33.518	57.815	+0.147	23.229	17.160	17.426
6	11:03:31.507	57.989	+0.321	<b>23.205</b>	17.321	17.463
7	11:04:29.175	<b>57.668</b>		23.207	<b>17.083</b>	<b>17.378</b>

(31) Juri VIPS

1	10:58:20.639	<b>1:03.381</b>		27.832	17.656	<b>17.893</b>
---	--------------	-----------------	--	--------	--------	---------------

(42) Tristan CHARPENTIER

1	10:58:42.013	<b>1:24.032</b>		47.471	18.475	<b>18.086</b>
---	--------------	-----------------	--	--------	--------	---------------

Timekeeping Ingrid and Meik Wagner:



Clerk of the course Nigel Edwards:

Steward (Chairman) Horst Seidel:

Chief Scrutineer Paul Klaassen:

[www.mylaps.com](http://www.mylaps.com)

Printed: 2013-03-30 11:06:39

posted at: h

Licensed to: Motorsport Events



# Rotax Euro Challenge 2013 Genk / Belgium

Rotax Juniors

Genk / Belgium 1,360 Km

RACE 4 Qualifying Heat 2 C-D

**-NEW-**

2013-03-30 11:10

Race (7 Laps) started at 11:12:50

Pos	No.	Name	Nat.	Chassis	Race Team	Laps	Total Tm	Diff	Best Tm	In Lap	km/h	Points
1	22	Connor HALL	GBR	Tonykart	Strawberry Racing	7	6:43.769		56.943	7	85,981	0
2	8	Guan Yu ZHOU	GBR	Tonykart	Strawberry Racing	7	6:44.325	0.556	57.142	7	85,681	2
3	78	Lars LAMBORELLE	NLD	Gillard	DFK	7	6:45.248	1.479	57.113	7	85,725	3
4	40	Jack BARTHOLOMEW	GBR	Tonykart	Coles Racing	7	6:45.415	1.646	57.150	7	85,669	4
5	34	David WOODER	GBR	Alonso	Dan Holland Racing	7	6:47.568	3.799	56.741	6	86,287	5
6	17	Jai NIJJAR	GBR	Tonykart	Chris Rogers M/Sport	7	6:47.951	4.182	57.090	6	85,759	6
7	30	Sena SAKAGUCHI	JPN	Intrepid	Intrepid Driver Program	7	6:48.143	4.374	56.904	6	86,040	7
8	77	Max TIMMERMANS	BEL	Maranello	EGP	7	6:49.969	6.200	57.236	7	85,541	8
9	12	Thomas PREINING	AUT	Formula K	Protrain Racing	7	6:51.921	8.152	57.066	6	85,795	9
10	14	Ralf ARON	EST	Tonykart	Aix Racing Team	7	6:52.064	8.295	57.399	5	85,298	10
11	39	Philip HAMPRECHT	DEU	Kosmic	Paul Carr Racing	7	6:53.090	9.321	56.922	6	86,012	11
12	45	Darren KEANE	USA	Tonykart	Strawberry Racing	7	6:53.447	9.678	57.115	6	85,722	12
13	58	Mitchell CHEAH MIN JIE	MYS	Maddox	Maddox Racing Team	7	6:53.785	10.016	57.633	4	84,951	13
14	43	Dominik MUSIATOWICS	POL	CRG	Wyrzykowski M/Sport	7	6:54.071	10.302	57.486	5	85,169	14
15	47	Deniz BECKERS	NLD	Topkart	Slangen Karting	7	6:56.140	12.371	57.195	7	85,602	15
16	55	Thomas ISSA	JAM	Tonykart	Strawberry Racing	7	6:56.879	13.110	57.304	6	85,439	16
17	75	Patrick HANNAH	ARE	DR	VPDR	7	6:57.299	13.530	57.228	7	85,553	17
18	69	Jarno OPMEER	NLD	Maddox	Maddox Racing Team	7	6:58.484	14.715	57.099	7	85,746	18
19	26	Louis SIMMENAUER	FRA	Art GP	Art Grand Prix	7	7:00.046	16.277	57.823	7	84,672	19
20	25	Mark MOOR	EST	Tonykart	Aix Racing Team	7	7:01.302	17.533	57.595	6	85,007	20
21	28	Leonard HOOGENBOOM	NLD	FA Kart	Team TKP	7	7:01.362	17.593	57.484	7	85,172	21
22	59	Slavinski DZIANIS	BLR	Zanardi	M Racing	7	7:03.159	19.390	57.448	6	85,225	22
23	20	Omar ISMAIL	GBR	Tonykart	Strawberry Racing	7	7:03.567	19.798	57.643	4	84,937	23
24	63	Jan-Erik MEIKUP	EST	Tonykart	TBA	7	7:05.369	21.600	58.297	5	83,984	24
25	53	Teodor MORIN	SWE	Kosmic	Paul Carr Racing	7	7:05.370	21.601	57.624	5	84,965	25
26	19	Christopher DREYSPRING	DEU	CRG	TAD Racing	7	7:05.503	21.734	58.326	5	83,942	26
27	62	Nikolas SZABO	SVK	Sodi	Gregor Racing	7	7:05.980	22.211	58.654	4	83,473	27
28	57	Maxim SHTOTLAND	RUS	Tonykart	Mayak Rotax	7	7:11.339	27.570	58.012	5	84,396	28
29	51	Daniel LOUKO	FIN	Formula K	Fk Racing Team AB Ltd	7	7:11.466	27.697	58.884	7	83,147	29
30	60	Jakub KADLCAK	CZE	Sodi	Gregor Racing	1	1:06.367	6 Laps	1:05.652	1	74,575	30
31	21	Dries VANTHOOR	BEL	Maranello	Maranello Kart	1	1:07.386	6 Laps	1:06.984	1	73,092	31
32	37	Jonatan SEGLESON	SWE	CRG	Radne Motor AB		1.859	7 Laps		0	-	32

## Announcements

These results are provisional until the conclusion of any judicial and technical matters

No. 30 + 17 + 69 + 55 warning board

Started: 32 Classified: 32 Not classified: 0

No. 55 time penalty 3 sec. / reason leaving corridor

Margin of Victory	Ø km/h	Best Lap Tm	km/h	Best Lap by
0.556	84,880	56.741	86,287	34 - David WOODER

Official Timing [www.camp-company.de](http://www.camp-company.de) / [www.motorsport-events.se](http://www.motorsport-events.se)

Orbits

Timekeeping Ingrid and Meik Wagner:

Clerk of the course Nigel Edwards:

[www.mylaps.com](http://www.mylaps.com)

Steward (Chairman) Horst Seidel:

Chief Scrutineer Paul Klaassen:

Licensed to: Motorsport Events

Printed: 2013-03-30 12:34:13

posted at:

h









Rotax Euro Challenge 2013 Genk / Belgium

Rotax Juniors Genk / Belgium 1,360 Km

RACE 4 Qualifying Heat 2 C-D 2013-03-30 11:10

Race (7 Laps) started at 11:12:50

Lap	Time of Day	Lap Tm	Diff	S1 Tm	S2 Tm	S3 Tm	Lap	Time of Day	Lap Tm	Diff	S1 Tm	S2 Tm	S3 Tm
(21) Dries VANTHOOR													
1	11:13:57.592	1:06.984		24.299	25.272	17.413							

Timekeeping Ingrid and Meik Wagner:  Clerk of the course Nigel Edwards:

Steward (Chairman) Horst Seidel: Chief Scrutineer Paul Klaassen: [www.mylaps.com](http://www.mylaps.com)



# Rotax Euro Challenge 2013 Genk / Belgium

Rotax Juniors

Genk / Belgium 1,360 Km

RACE 11 Qualifying Heat 3 B-C

2013-03-30 14:00

Race (7 Laps) started at 14:04:35

Pos	No.	Name	Nat.	Chassis	Race Team	Laps	Total Tm	Diff	Best Tm	In Lap	km/h	Points
1	22	Connor HALL	GBR	Tonykart	Strawberry Racing	7	6:43.593		56.804	7	86,191	0
2	52	Lando NORRIS	GBR	Tonykart	RL Racing Dept UK	7	6:44.732	1.139	56.843	6	86,132	2
3	79	Shanaka CLAY	SRI	Tonykart		7	6:44.907	1.314	56.845	6	86,129	3
4	40	Jack BARTHOLOMEW	GBR	Tonykart	Coles Racing	7	6:45.349	1.756	56.835	6	86,144	4
5	17	Jai NIJJAR	GBR	Tonykart	Chris Rogers M/Sport	7	6:46.463	2.870	56.970	7	85,940	5
6	66	Nick DUNCKER	NLD	Alonso	Dream Team Racing	7	6:46.900	3.307	57.031	6	85,848	6
7	31	Juri VIPS	EST	Tonykart	Strawberry Racing	7	6:47.342	3.749	56.876	7	86,082	7
8	32	Rinus van KALMTHOUT	NLD	FA Kart	Team TKP	7	6:47.989	4.396	57.067	6	85,794	8
9	60	Jakub KADLCAK	CZE	Sodi	Gregor Racing	7	6:48.325	4.732	56.994	6	85,904	9
10	69	Jarno OPMEER	NLD	Maddox	Maddox Racing Team	7	6:48.437	4.844	56.947	6	85,975	10
11	28	Leonard HOOGENBOOM	NLD	FA Kart	Team TKP	7	6:49.059	5.466	57.085	6	85,767	11
12	65	Nathan HEDOUIN	FRA	Art GP	Art Grand Prix France	7	6:49.931	6.338	57.119	7	85,716	12
13	35	Savannah Megan COURTEN	ESP	Intrepid	Intrepid Driver Program	7	6:50.785	7.192	57.387	6	85,315	13
14	39	Philip HAMPRECHT	DEU	Kosmic	Paul Carr Racing	7	6:51.313	7.720	57.111	6	85,728	14
15	63	Jan-Erik MEIKUP	EST	Tonykart	TBA	7	6:51.463	7.870	57.038	6	85,838	15
16	20	Omar ISMAIL	GBR	Tonykart	Strawberry Racing	7	6:53.258	9.665	57.455	4	85,215	16
17	12	Thomas PREINING	AUT	Formula K	Protrain Racing	7	6:54.477	10.884	57.003	4	85,890	17
18	8	Guan Yu ZHOU	GBR	Tonykart	Strawberry Racing	7	6:54.795	11.202	56.928	6	86,003	18
19	56	Michael McCARTHY	USA	Birel	KMS Hungary	7	6:54.812	11.219	57.713	5	84,834	19
20	62	Nikolas SZABO	SVK	Sodi	Gregor Racing	7	6:55.419	11.826	58.094	4	84,277	20
21	36	Eline CHEHIN	NLD	FA Kart	Team TKP	7	6:55.566	11.973	57.276	5	85,481	21
22	64	Anton ASTASHENKO	BLR	Intrepid	M-Racing	7	6:55.775	12.182	57.983	4	84,439	22
23	75	Patrick HANNAH	ARE	DR	VPDR	7	6:56.049	12.456	57.224	6	85,559	23
24	72	Jonathan JUDEK	DEU	Praga	M-Tec Praga Racing	7	6:56.171	12.578	58.206	5	84,115	24
25	76	Rokas BACIUSKA	LTU	Energy	Energy Racing It	7	6:56.507	12.914	57.076	7	85,780	25
26	67	Eric STAHL	NLD	Zanardi	G-Star Raw Racing	7	7:00.636	17.043	57.751	7	84,778	26
27	18	Clement NOVALAK	CHE	Tonykart	TK Racing	7	7:12.672	29.079	57.615	5	84,978	27
28	74	Gavin REICHEL	USA	Alonso	Dan Holland Racing	5	7:05.012	2 Laps	1:00.393	4	81,069	28
29	57	Maxim SHTOTLAND	RUS	Tonykart	Mayak Rotax	2	2:42.224	5 Laps	1:15.041	2	65,244	29
30	77	Max TIMMERMANS	BEL	Maranello	EGP		0.751	7 Laps		0	-	30
31	53	Teodor MORIN	SWE	Kosmic	Paul Carr Racing		1.384	7 Laps		0	-	31

Not classified

DQ	70	Marvin PIONKE	DEU	Kosmic	RS Competition	3	2:59.229	DQ	57.975	3	84,450	35
----	----	---------------	-----	--------	----------------	---	----------	----	--------	---	--------	----

## Announcements

These results are provisional until the conclusion of any judicial and technical matters

No. 79 + 8 warning board

No. 8 time penalty 10 sec. / reason jump start

No. 70 black flag

Started: 32 Classified: 31 Not classified: 1

Margin of Victory	Ø km/h	Best Lap Tm	km/h	Best Lap by
1.139	84,917	56.804	86,191	22 - Connor HALL

Official Timing [www.camp-company.de](http://www.camp-company.de) / [www.motorsport-events.se](http://www.motorsport-events.se)

Orbits

Timekeeping Ingrid and Meik Wagner:

Clerk of the course Nigel Edwards:

[www.mylaps.com](http://www.mylaps.com)

Steward (Chairman) Horst Seidel:

Chief Scrutineer Paul Klaassen:

Licensed to: Motorsport Events

Printed: 2013-03-30 14:14:35

posted at:

h







# Rotax Euro Challenge 2013 Genk / Belgium

Rotax Juniors

Genk / Belgium 1,360 Km

RACE 12 Qualifying Heat 4 A-D

2013-03-30 14:20

Race (7 Laps) started at 14:22:58

Pos	No.	Name	Nat.	Chassis	Race Team	Laps	Total Tm	Diff	Best Tm	In Lap	km/h	Points
1	27	Josh PRICE	GBR	Tonykart	Chris Rogers M/Sport	7	6:42.022		57.081	6	85,773	0
2	30	Sena SAKAGUCHI	JPN	Intrepid	Intrepid Driver Program	7	6:44.245	2.223	56.894	4	86,055	2
3	21	Dries VANTHOOR	BEL	Maranello	Maranello Kart	7	6:44.859	2.837	57.163	6	85,650	3
4	46	Mathias S KRISTENSEN	DNK	Tonykart	RS Competition	7	6:44.997	2.975	57.273	4	85,485	4
5	44	Jack McCARTHY	GBR	Tonykart	RL Racing Dept UK	7	6:45.203	3.181	57.173	6	85,635	5
6	55	Thomas ISSA	JAM	Tonykart	Strawberry Racing	7	6:45.898	3.876	56.925	6	86,008	6
7	34	David WOODER	GBR	Alonso	Dan Holland Racing	7	6:46.372	4.350	57.093	4	85,755	7
8	14	Ralf ARON	EST	Tonykart	Aix Racing Team	7	6:48.462	6.440	57.059	6	85,806	8
9	5	Max AITKEN	GBR	Tonykart	Strawberry Racing	7	6:51.230	9.208	57.066	6	85,795	9
10	47	Deniz BECKERS	NLD	Topkart	Slangen Karting	7	6:54.540	12.518	57.370	3	85,341	10
11	78	Lars LAMBORELLE	NLD	Gillard	DFK	7	6:55.680	13.658	57.539	6	85,090	11
12	49	Lorenzo van RIET	NLD	Tonykart	Torenvliet M/S	7	6:55.683	13.661	57.422	3	85,263	12
13	58	Mitchell CHEAH MIN JIE	MYS	Maddox	Maddox Racing Team	7	6:55.807	13.785	57.910	6	84,545	13
14	33	Berkay BESLER	TUR	Tonykart	DNR Racing/Bouvin	7	6:55.970	13.948	56.836	5	86,143	14
15	38	Dennis TIJJS	NLD	FA Kart	Team TKP	7	6:56.076	14.054	57.885	2	84,581	15
16	43	Dominik MUSIATOWICS	POL	CRG	Wyrzykowski M/Sport	7	6:56.541	14.519	57.209	4	85,581	16
17	45	Darren KEANE	USA	Tonykart	Strawberry Racing	7	6:56.721	14.699	57.267	4	85,494	17
18	59	Slavinski DZIANIS	BLR	Zanardi	M Racing	7	6:58.602	16.580	57.229	6	85,551	18
19	29	Martins SESKS	LVA	Gillard	MRG Racing	7	6:58.758	16.736	57.410	5	85,281	19
20	16	Tomas SALVA	CZE	MS Kart	MS Kart Racing Team	7	6:59.927	17.905	57.776	7	84,741	20
21	41	Damien WISNICKI	POL	OK1	OK1 Racing Team	7	6:59.982	17.960	57.384	3	85,320	21
22	48	Alessandro STURA	ITA	Formula K	Fk Racing Team AB Ltd	7	7:00.319	18.297	57.429	7	85,253	22
23	50	Lars van VARK	NLD	Sodi	Van der Pol Racing	7	7:01.286	19.264	57.549	7	85,075	23
24	25	Mark MOOR	EST	Tonykart	Aix Racing Team	7	7:02.369	20.347	57.581	7	85,028	24
25	42	Tristan CHARPENTIER	FRA	Tonykart	Coles Racing	7	7:02.503	20.481	57.399	4	85,298	25
26	54	Mihails BUDOVSKIVS	LVA	Tonykart	MRG Racing	7	7:02.664	20.642	57.415	7	85,274	26
27	19	Christopher DREYSPRING	DEU	CRG	TAD Racing	7	7:03.809	21.787	57.578	7	85,032	27
28	51	Daniel LOUKO	FIN	Formula K	Fk Racing Team AB Ltd	7	7:04.225	22.203	57.426	7	85,258	28
29	61	Maximilian SCHMITT	DEU	Praga	M-Tec Praga Racing	7	7:04.539	22.517	57.478	7	85,180	29
30	71	Edward TANSLEY	GBR	Tonykart	TBD	7	7:04.772	22.750	57.393	7	85,307	30
31	37	Jonatan SEGLESON	SWE	CRG	Radne Motor AB	7	7:05.687	23.665	58.207	7	84,114	31
32	26	Louis SIMMENAUER	FRA	Art GP	Art Grand Prix	5	5:02.465	2 Laps	57.563	5	85,055	32
33	24	Denise DE ROOIJ	NLD	Expirit	Van Galen Racing	5	5:03.440	2 Laps	58.403	3	83,831	33

## Announcements

These results are provisional until the conclusion of any judicial and technical matters

No. 14 + 33 + 24 + 58 warning board

Started: 33 Classified: 33 Not classified: 0

Margin of Victory	Ø km/h	Best Lap Tm	km/h	Best Lap by
2.223	85,249	56.836	86,143	33 - Berkay BESLER

Official Timing [www.camp-company.de](http://www.camp-company.de) / [www.motorsport-events.se](http://www.motorsport-events.se)

Orbits

Timekeeping Ingrid and Meik Wagner:

Clerk of the course Nigel Edwards:

[www.mylaps.com](http://www.mylaps.com)

Steward (Chairman) Horst Seidel:

Chief Scrutineer Paul Klaassen:

Licensed to: Motorsport Events

Printed: 2013-03-30 14:32:42

posted at:

h









# Rotax Euro Challenge 2013 Genk / Belgium

Rotax Juniors

Genk / Belgium 1,360 Km

RACE 12 Qualifying Heat 4 A-D

2013-03-30 14:20

Race (7 Laps) started at 14:22:58

Lap	Time of Day	Lap Tm	Diff	S1 Tm	S2 Tm	S3 Tm	Lap	Time of Day	Lap Tm	Diff	S1 Tm	S2 Tm	S3 Tm
2	14:25:07.715	1:02.204	+4.811	23.932	17.731	20.541							
3	14:26:05.854	58.139	+0.746	23.433	17.476	17.230							
4	14:27:03.510	57.656	+0.263	<b>23.028</b>	17.384	17.244							
5	14:28:01.036	57.526	+0.133	23.475	<b>16.947</b>	<b>17.104</b>							
6	14:29:05.703	1:04.667	+7.274	23.354	17.974	23.339							
7	14:30:03.096	<b>57.393</b>		23.242	17.024	17.127							

(37) Jonatan SEGLESON

1	14:24:06.750	1:06.201	+7.994	28.504	19.733	17.964
2	14:25:08.547	1:01.797	+3.590	24.822	18.818	18.157
3	14:26:07.615	59.068	+0.861	24.090	17.517	17.461
4	14:27:06.215	58.600	+0.393	24.113	<b>17.208</b>	<b>17.279</b>
5	14:28:06.102	59.887	+1.680	23.557	17.783	18.547
6	14:29:05.804	59.702	+1.495	24.066	17.361	18.275
7	14:30:04.011	<b>58.207</b>		<b>23.511</b>	17.257	17.439

(26) Louis SIMMENAUER

1	14:24:04.718	1:04.838	+7.275	28.031	18.212	18.595
2	14:25:06.620	1:01.902	+4.339	24.055	18.381	19.466
3	14:26:05.346	58.726	+1.163	23.575	17.827	17.324
4	14:27:03.226	57.880	+0.317	<b>23.053</b>	17.310	17.517
5	14:28:00.789	<b>57.563</b>		23.183	<b>17.064</b>	<b>17.316</b>

(24) Denise DE ROOIJ

1	14:24:05.041	1:04.547	+6.144	28.057	18.128	18.362
2	14:25:06.093	1:01.052	+2.649	24.296	17.997	18.759
3	14:26:04.496	<b>58.403</b>		23.780	17.217	17.406
4	14:27:03.295	58.799	+0.396	23.342	<b>16.987</b>	18.470
5	14:28:01.764	58.469	+0.066	24.073	17.052	<b>17.344</b>

Timekeeping Ingrid and Meik Wagner:



Clerk of the course Nigel Edwards:

Steward (Chairman) Horst Seidel:

Chief Scrutineer Paul Klaassen:

www.mylaps.com  
Licensed to: Motorsport Events



# Rotax Euro Challenge 2013 Genk / Belgium

Rotax Juniors

Genk / Belgium 1,360 Km

RACE 17 Qualifying Heat 5 A-C

**-NEW 2-**

2013-03-30 16:20

Race (7 Laps) started at 16:23:22

Pos	No.	Name	Nat.	Chassis	Race Team	Laps	Total Tm	Diff	Best Tm	In Lap	km/h	Points
1	27	Josh PRICE	GBR	Tonykart	Chris Rogers M/Sport	7	6:43.902		57.316	7	85,421	0
2	22	Connor HALL	GBR	Tonykart	Strawberry Racing	7	6:45.006	1.104	56.932	7	85,997	2
3	8	Guan Yu ZHOU	GBR	Tonykart	Strawberry Racing	7	6:45.330	1.428	57.098	7	85,747	3
4	38	Dennis TIJJS	NLD	FA Kart	Team TKP	7	6:45.616	1.714	56.929	6	86,002	4
5	46	Mathias S KRISTENSEN	DNK	Tonykart	RS Competition	7	6:46.764	2.862	57.102	7	85,741	5
6	33	Berkay BESLER	TUR	Tonykart	DNR Racing/Bouvin	7	6:46.987	3.085	56.971	7	85,938	6
7	40	Jack BARTHOLOMEW	GBR	Tonykart	Coles Racing	7	6:47.702	3.800	56.923	5	86,011	7
8	44	Jack McCARTHY	GBR	Tonykart	RL Racing Dept UK	7	6:48.039	4.137	56.887	7	86,065	8
9	12	Thomas PREINING	AUT	Formula K	Protrain Racing	7	6:49.044	5.142	56.974	5	85,934	9
10	71	Edward TANSLEY	GBR	Tonykart	TBD	7	6:49.767	5.865	57.244	4	85,529	10
11	17	Jai NIJJAR	GBR	Tonykart	Chris Rogers M/Sport	7	6:49.867	5.965	57.515	4	85,126	11
12	5	Max AITKEN	GBR	Tonykart	Strawberry Racing	7	6:50.740	6.838	57.334	6	85,394	12
13	28	Leonard HOOGENBOOM	NLD	FA Kart	Team TKP	7	6:51.033	7.131	57.325	7	85,408	13
14	49	Lorenzo van RIET	NLD	Tonykart	Torenvliet M/S	7	6:52.971	9.069	57.800	7	84,706	14
15	42	Tristan CHARPENTIER	FRA	Tonykart	Coles Racing	7	6:53.269	9.367	57.486	7	85,169	15
16	39	Philip HAMPRECHT	DEU	Kosmic	Paul Carr Racing	7	6:54.082	10.180	56.820	7	86,167	16
17	57	Maxim SHTOTLAND	RUS	Tonykart	Mayak Rotax	7	6:54.798	10.896	57.194	6	85,603	17
18	16	Tomas SALVA	CZE	MS Kart	MS Kart Racing Team	7	6:55.787	11.885	57.467	6	85,197	18
19	61	Maximilian SCHMITT	DEU	Praga	M-Tec Praga Racing	7	6:57.173	13.271	57.499	6	85,149	19
20	41	Damien WISNICKI	POL	OK1	OK1 Racing Team	7	6:57.344	13.442	57.596	7	85,006	20
21	50	Lars van VARK	NLD	Sodi	Van der Pol Racing	7	6:57.560	13.658	57.383	7	85,321	21
22	77	Max TIMMERMANS	BEL	Maranello	EGP	7	6:57.784	13.882	57.119	7	85,716	22
23	60	Jakub KADLCAK	CZE	Sodi	Gregor Racing	7	6:58.118	14.216	57.112	7	85,726	23
24	48	Alessandro STURA	ITA	Formula K	Fk Racing Team AB Ltd	7	6:59.241	15.339	57.449	7	85,223	24
25	29	Martins SESKS	LVA	Gillard	MRG Racing	7	6:59.703	15.801	57.314	7	85,424	25
26	62	Nikolas SZABO	SVK	Sodi	Gregor Racing	7	7:02.727	18.825	57.554	7	85,068	26
27	20	Omar ISMAIL	GBR	Tonykart	Strawberry Racing	7	7:03.089	19.187	57.428	7	85,255	27
28	53	Teodor MORIN	SWE	Kosmic	Paul Carr Racing	7	7:06.796	22.894	57.872	2	84,600	28
29	63	Jan-Erik MEIKUP	EST	Tonykart	TBA	7	7:27.666	43.764	57.688	7	84,870	29
30	54	Mihails BUDOVSIVS	LVA	Tonykart	MRG Racing	3	3:26.418	4 Laps	58.376	2	83,870	30
31	24	Denise DE ROOIJ	NLD	Expirit	Van Galen Racing		1.836	7 Laps		0	-	31
32	75	Patrick HANNAH	ARE	DR	VPDR		2.091	7 Laps		0	-	32

Not classified

DQ	69	Jarno OPMEER	NLD	Maddox	Maddox Racing Team	7	6:49.936	DQ	57.050	5	85,819	35
----	----	--------------	-----	--------	--------------------	---	----------	----	--------	---	--------	----

## Announcements

These results are provisional until the conclusion of any judicial and technical matters

No. 38 + 20 warning board

Started: 33 Classified: 32 Not classified: 1

No. 20 time penalty 10 sec. / reason unfair driving

No. 69 excluded from Heat A-C / reason technical non conformity

Margin of Victory	Ø km/h	Best Lap Tm	km/h	Best Lap by
1.104	84,852	56.820	86,167	39 - Philip HAMPRECHT

Official Timing [www.camp-company.de](http://www.camp-company.de) / [www.motorsport-events.se](http://www.motorsport-events.se)

Orbits

Timekeeping Ingrid and Meik Wagner:

Clerk of the course Nigel Edwards:

[www.mylaps.com](http://www.mylaps.com)

Steward (Chairman) Horst Seidel:

Chief Scrutineer Paul Klaassen:

Licensed to: Motorsport Events

Printed: 2013-03-30 18:17:32

posted at:

h







Rotax Euro Challenge 2013 Genk / Belgium

Rotax Juniors

Genk / Belgium 1,360 Km

RACE 17 Qualifying Heat 5 A-C

2013-03-30 16:20

Race (7 Laps) started at 16:23:22

Lap	Time of Day	Lap Tm	Diff	S1 Tm	S2 Tm	S3 Tm	Lap	Time of Day	Lap Tm	Diff	S1 Tm	S2 Tm	S3 Tm
2	16:25:25.758	58.194	+0.506	23.338	17.350	17.506							
3	16:26:26.319	1:00.561	+2.873	25.019	18.005	17.537							
4	16:27:25.168	58.849	+1.161	23.807	17.467	17.575							
5	16:28:54.191	1:29.023	+31.335	53.085	18.333	17.605							
6	16:29:52.019	57.828	+0.140	23.276	17.184	<b>17.368</b>							
7	16:30:49.707	<b>57.688</b>		<b>23.212</b>	<b>17.083</b>	17.393							

(54) Mihails BUDOVSKIVS

1	16:24:51.632	1:28.183	+29.807	53.116	17.533	17.534
2	16:25:50.008	<b>58.376</b>		23.345	17.535	17.496
3	16:26:48.459	58.451	+0.075	23.448	<b>17.511</b>	<b>17.492</b>

Timekeeping Ingrid and Meik Wagner:

Clerk of the course Nigel Edwards:

Steward (Chairman) Horst Seidel:

Chief Scrutineer Paul Klaassen:

www.mylaps.com  
Licensed to: Motorsport Events



# Rotax Euro Challenge 2013 Genk / Belgium

Rotax Seniors

Genk / Belgium 1,360 Km

RACE 20 Qualifying Heat10 B-D **-NEW-**

2013-03-30 17:20

Race (10 Laps) started at 17:23:01

Pos	No.	Name	Nat.	Chassis	Race Team	Laps	Total Tm	Diff	Best Tm	In Lap	km/h	Points
1	204	James SINGLETON	GBR	OTK	Coles Racing	10	9:24.570		55.494	6	88,226	0
2	276	Martin HENCKEL MORTENS	DNK	Tonykart	RS Competition	10	9:24.656	0.086	55.414	5	88,353	2
3	253	Kenny VERMEYLEN	BEL	Tecno	Tecno Kart Racing	10	9:25.262	0.692	55.462	4	88,277	3
4	207	Bas DE LAAT	NLD	Gillard	PDB Kart Racing	10	9:25.345	0.775	55.269	7	88,585	4
5	234	Charlie EASTWOOD	IRL	Tonykart	Strawberry Racing	10	9:25.501	0.931	55.576	4	88,096	5
6	250	Lennert VAN BOGAERT	BEL	Sodi	Win Max Team	10	9:25.560	0.990	55.420	7	88,344	6
7	270	Oliver MYERS	GBR	Tonykart	Coles Racing	10	9:25.892	1.322	55.637	4	87,999	7
8	279	Luke VARLEY	GBR	Birel	KMS Hungary	10	9:26.088	1.518	55.677	4	87,936	8
9	202	Edward BRAND	GBR	Intrepid	Intrepid Driver Program	10	9:26.609	2.039	55.535	10	88,161	9
10	231	Pierce LEHANE	AUS	Alonso	Dan Holland Racing	10	9:31.122	6.552	55.729	10	87,854	10
11	278	Shane DALY	GBR	Kosmic	Paul Carr Racing	10	9:31.212	6.642	56.209	8	87,103	11
12	284	Antoine LEPESQUEUX	FRA	Sodi	Winmax Team	10	9:32.160	7.590	55.992	4	87,441	12
13	242	Lukasz BARTOSZUK	POL	Tonykart	Wyrzykowski M/Sport	10	9:32.777	8.207	55.883	5	87,612	13
14	214	Petr BEZEL	CZE	MS Kart	MS Kart Racing Team	10	9:32.821	8.251	56.270	10	87,009	14
15	291	Joel AFFOLTER	NLD	Praga	Josh Hart Racing	10	9:32.867	8.297	55.978	10	87,463	15
16	244	Alfredo ZABALZA	MEX	Kosmic	Paul Carr Racing	10	9:34.233	9.663	55.960	10	87,491	16
17	283	Joey VAN SPLUNTEREN	NLD	DR	VPDR	10	9:34.686	10.116	56.048	10	87,354	17
18	296	Jeremie LESOUDIER	FRA	FA	DSS	10	9:34.884	10.314	56.218	7	87,090	18
19	293	Henrique BAPTISTA	PRT	Kosmic	Paul Carr Racing	10	9:35.009	10.439	55.994	7	87,438	19
20	264	Jules COUSIN	FRA	FA Kart	DSS Kart	10	9:35.446	10.876	55.659	10	87,964	20
21	271	Kristian THORSEN	DNK	Tonykart	RS Competition	10	9:37.748	13.178	56.092	7	87,285	21
22	277	Ameer HASSAN	ARE	FA Kart	Team TKP	10	9:38.774	14.204	56.264	8	87,018	22
23	272	Santeri KALLIO	FIN	Formula K	FK Racing Team AB Ltd	10	9:39.001	14.431	56.302	3	86,960	23
24	230	Fazio FRANSSSEN	NLD	CRG	CRG Holland	10	9:39.347	14.777	56.436	6	86,753	24
25	216	Bryan EERDEN	NLD	Gillard	PDB Kart Racing	10	9:39.414	14.844	55.892	5	87,598	25
26	294	Tim SCHNEIDER	DEU	Energy	Jedi Racing Team	10	9:39.770	15.200	56.435	5	86,755	26
27	286	Kamil JELEN	POL	Maranello	Wyrzykowski M/Sport	10	9:40.086	15.516	56.511	7	86,638	27
28	251	Alberto LA GALA	ITA	Formula K	FK Racing Team AB Ltd	10	9:40.205	15.635	56.301	5	86,961	28
29	252	Noe MAGNUS	BEL	Formula K	SFP Racing	10	9:42.190	17.620	56.564	5	86,557	29
30	224	Andrey IATCENKO	RUS	OK1	Talvar Racing	8	7:46.614	2 Laps	56.340	7	86,901	30
31	229	Brandon NILSSON	SWE	Expirit	Brandon Racing		1.139	10 Laps		0	-	31

Not classified

DNS	275	Massimo ACETO	ITA	Righetti Ridolf	Gold Kart Racing Team			DNS		0	-	35
DNS	274	Andrea ZEMIN	ITA	Righetti Ridolf	Gold Kart Racing Team			DNS		0	-	35
DQ	233	Ebba GRANDIN	SWE	Kosmic	TBA	10	9:39.596	DQ	56.172	5	87,161	36

## Announcements

These results are provisional until the conclusion of any judicial and technical matters

No. 242 + 284 warning board

Started: 32 Classified: 31 Not classified: 1

No. 233 excluded from Heat B-D / reason technical non conformity

Margin of Victory	Ø km/h	Best Lap Tm	km/h	Best Lap by
0.086	86,721	55.269	88,585	207 - Bas DE LAAT

Official Timing [www.camp-company.de](http://www.camp-company.de) / [www.motorsport-events.se](http://www.motorsport-events.se)

Orbits

Timekeeping Ingrid and Meik Wagner:

Clerk of the course Nigel Edwards:

[www.mylaps.com](http://www.mylaps.com)

Steward (Chairman) Horst Seidel:

Chief Scrutineer Paul Klaassen:

Licensed to: Motorsport Events

Printed: 2013-03-30 18:30:51

posted at:

h









Rotax Euro Challenge 2013 Genk / Belgium

Rotax Juniors

Genk / Belgium 1,360 Km

RACE 18 Qualifying Heat 6 B-D

2013-03-30 16:40

Race (7 Laps) started at 16:45:21

Lap	Time of Day	Lap Tm	Diff	S1 Tm	S2 Tm	S3 Tm	Lap	Time of Day	Lap Tm	Diff	S1 Tm	S2 Tm	S3 Tm
2	16:47:31.450	59.203	+0.829	23.966	17.442	17.795							
3	16:48:29.824	<b>58.374</b>		<b>23.423</b>	17.279	17.672							
4	16:49:29.112	59.288	+0.914	24.249	17.252	17.787							
5	16:50:28.510	59.398	+1.024	23.734	18.042	<b>17.622</b>							
6	16:51:27.469	58.959	+0.585	23.744	17.338	17.877							
7	16:52:27.253	59.784	+1.410	23.538	<b>17.250</b>	18.996							

(34) David WOODER

1	16:46:30.202	1:07.827	+10.768	32.128	17.595	18.104
2	16:47:30.517	1:00.315	+3.256	25.888	17.159	17.268
3	16:48:27.576	<b>57.059</b>		22.844	<b>17.062</b>	17.153
4	16:49:25.100	57.524	+0.465	23.338	17.078	17.108
5	16:50:22.482	57.382	+0.323	<b>22.814</b>	17.504	<b>17.064</b>
6	16:51:21.092	58.610	+1.551	23.146	18.246	17.218
7	16:52:44.918	1:23.826	+26.767	24.988	40.884	17.954

(56) Michael McCARTHY

1	16:46:33.663	1:10.934	+10.715	33.483	19.032	18.419
2	16:47:33.882	<b>1:00.219</b>		24.292	<b>17.615</b>	18.312
3	16:48:34.211	1:00.329	+0.110	24.438	18.091	<b>17.800</b>

Timekeeping Ingrid and Meik Wagner:

Clerk of the course Nigel Edwards:

Steward (Chairman) Horst Seidel:

Chief Scrutineer Paul Klaassen:

[www.mylaps.com](http://www.mylaps.com)  
Licensed to: Motorsport Events



## Rotax Euro Challenge 2013

### Rotax Max Juniors

Genk / Belgium

### Ranking after Heats

Pos.	No.	Firstname	Lastname	Nat.	Chassis	Race Team	QP	Points	Diff.	A-B	C-D	B-C	A-D	A-C	B-D
1	27	Josh	PRICE	GBR	Tonykart	Chris Rogers M/Sport	1	2		2	--	--	0	0	--
2	22	Connor	HALL	GBR	Tonykart	Strawberry Racing	7	2	0	--	0	0	--	2	--
3	52	Lando	NORRIS	GBR	Tonykart	RL Racing Dept UK	14	2	0	0	--	2	--	--	0
4	79	Shanaka	CLAY	SRI	Tonykart		2	10	-8	5	--	3	--	--	2
5	40	Jack	BARTHOLOMEW	GBR	Tonykart	Coles Racing	11	15	-13	--	4	4	--	7	--
6	46	Mathias S	KRISTENSEN	DNK	Tonykart	RS Competition	17	16	-14	7	--	--	4	5	--
7	30	Sena	SAKAGUCHI	JPN	Intrepid	Intrepid Driver Program	4	17	-15	--	7	--	2	--	8
8	66	Nick	DUNCKER	NLD	Alonso	Dream Team Racing	10	17	-15	6	--	6	--	--	5
9	32	Rinus	van KALMTHOUT	NLD	FA Kart	Team TKP	22	17	-15	3	--	8	--	--	6
10	17	Jai	NIJJAR	GBR	Tonykart	Chris Rogers M/Sport	15	22	-20	--	6	5	--	11	--
11	8	Guan Yu	ZHOU	GBR	Tonykart	Strawberry Racing	3	23	-21	--	2	18	--	3	--
12	38	Dennis	TIJJS	NLD	FA Kart	Team TKP	13	23	-21	4	--	--	15	4	--
13	78	Lars	LAMBORELLE	NLD	Gillard	DFK	20	23	-21	--	3	--	11	--	9
14	55	Thomas	ISSA	JAM	Tonykart	Strawberry Racing	8	26	-24	--	16	--	6	--	4
15	44	Jack	McCARTHY	GBR	Tonykart	RL Racing Dept UK	5	27	-25	14	--	--	5	8	--
16	33	Berkay	BESLER	TUR	Tonykart	DNR Racing/Bouvin	9	31	-29	11	--	--	14	6	--
17	65	Nathan	HEDOUI	FRA	Art GP	Art Grand Prix France	18	34	-32	9	--	12	--	--	13
18	12	Thomas	PREINING	AUT	Formula K	Protrain Racing	43	35	-33	--	9	17	--	9	--
19	58	Mitchell	CHEAH MIN JIE	MYS	Maddox	Maddox Racing Team	36	36	-34	--	13	--	13	--	10
20	5	Max	AITKEN	GBR	Tonykart	Strawberry Racing	37	36	-34	15	--	--	9	12	--
21	47	Deniz	BECKERS	NLD	Topkart	Slangen Karting	28	37	-35	--	15	--	10	--	12
22	14	Ralf	ARON	EST	Tonykart	Aix Racing Team	12	38	-36	--	10	--	8	--	20
23	36	Eline	CHEHIN	NLD	FA Kart	Team TKP	30	40	-38	8	--	21	--	--	11
24	39	Philip	HAMPRECHT	DEU	Kosmic	Paul Carr Racing	19	41	-39	--	11	14	--	16	--
25	31	Juri	VIPS	EST	Tonykart	Strawberry Racing	6	42	-40	32	--	7	--	--	3
26	34	David	WOODER	GBR	Alonso	Dan Holland Racing	24	43	-41	--	5	--	7	--	31
27	49	Lorenzo	van RIET	NLD	Tonykart	Torenvliet M/S	41	43	-41	17	--	--	12	14	--
28	45	Darren	KEANE	USA	Tonykart	Strawberry Racing	48	44	-42	--	12	--	17	--	15
Position 1 -28 qualified for Prefinal															
29	43	Dominik	MUSIATOWICZ	POL	Tonykart	Wyrzykowski M/Sport	56	44	-42	--	14	--	16	--	14
30	28	Leonard	HOOGENBOOM	NLD	FA Kart	Team TKP	35	45	-43	--	21	11	--	13	--
31	21	Dries	VANTHOOR	BEL	Maranello	Maranello Kart	16	50	-48	--	31	--	3	--	16
32	71	Edward	TANSLEY	GBR	Tonykart	TBD	45	52	-50	12	--	--	30	10	--
33	35	Savannah I	COURTENAY	ESP	Intrepid	Intrepid Driver Program	58	55	-53	25	--	13	--	--	17
34	16	Tomas	SALVA	CZE	MS Kart	MS Kart Racing Team	29	56	-54	18	--	--	20	18	--
35	29	Martins	SESKS	LVA	Gillard	MRG Racing	53	57	-55	13	--	--	19	25	--
36	70	Marvin	PIONKE	DEU	Kosmic	RS Competition	26	58	-56	16	--	35	--	--	7
37	41	Damien	WISNICKI	POL	OK1	OK1 Racing Team	25	60	-58	19	--	--	21	20	--
38	77	Max	TIMMERMANS	BEL	Maranello	EGP	31	60	-58	--	8	30	--	22	--
39	60	Jakub	KADLCAK	CZE	Sodi	Gregor Racing	27	62	-60	--	30	9	--	23	--
40	69	Jarno	OPMEER	NLD	Maddox	Maddox Racing Team	23	63	-61	--	18	10	--	35	--
41	59	Slavinski	DZIANIS	BLR	Zanardi	M Racing	32	63	-61	--	22	--	18	--	23
42	50	Lars	van VARK	NLD	Sodi	Van der Pol Racing	57	64	-62	20	--	--	23	21	--

### Announcements:

These results are provisional until the conclusion of any judicial and technical matters

Clerk of the course Nigel Edwards:

Stewards (Chairman) Horst Seidel:

Timekeeping Ingrid/Meik Wagner:

Scrutineer Paul Klaassen:

Printed: 2013-03-30 18:40

Posted at: h



## Rotax Euro Challenge 2013

### Rotax Max Juniors

### Genk / Belgium

#### Ranking after Heats

Pos.	No.	Firstname	Lastname	Nat.	Chassis	Race Team	QP	Points	Diff.	A-B	C-D	B-C	A-D	A-C	B-D
43	20	Omar	ISMAIL	GBR	Tonykart	Strawberry Racing	63	66	-64	--	23	16	--	27	--
44	48	Alessandro	STURA	ITA	Formula K	Fk Racing Team AB Ltd	65	67	-65	21	--	--	22	24	--
45	74	Gavin	REICHEL	USA	Alonso	Dan Holland Racing	38	68	-66	10	--	28	--	--	30
46	63	Jan-Erik	MEIKUP	EST	Tonykart	TBA	47	68	-66	--	24	15	--	29	--
47	25	Mark	MOOR	EST	Tonykart	Aix Racing Team	64	69	-67	--	20	--	24	--	25
48	19	Christophe	DREYSPRING	DEU	CRG	TAD Racing	40	71	-69	--	26	--	27	--	18
49	64	Anton	ASTASHENKO	BLR	Intrepid	M-Racing	54	71	-69	30	--	22	--	--	19
50	18	Clement	NOVALAK	CHE	Tonykart	TK Racing	34	72	-70	24	--	27	--	--	21
51	75	Patrick	HANNAH	ARE	DR	VPDR	59	72	-70	--	17	23	--	32	--
52	42	Tristan	CHARPENTIER	FRA	Tonykart	Coles Racing	33	73	-71	33	--	--	25	15	--
53	62	Nikolas	SZABO	SVK	Sodi	Gregor Racing	39	73	-71	--	27	20	--	26	--
54	72	Jonathan	JUDEK	DEU	Praga	M-Tec Praga Racing	62	73	-71	27	--	24	--	--	22
55	57	Maxim	SHTOTLAND	RUS	Tonykart	Mayak Rotax	55	74	-72	--	28	29	--	17	--
56	26	Louis	SIMMENAUER	FRA	Art GP	Art Grand Prix	44	75	-73	--	19	--	32	--	24
57	67	Eric	STAHL	NLD	Zanardi	G-Star Raw Racing	46	76	-74	23	--	26	--	--	27
58	56	Michael	McCARTHY	USA	Birel	KMS Hungary	42	77	-75	26	--	19	--	--	32
59	54	Mihails	BUDOVSKIVS	LVA	Tonykart	MRG Racing	49	78	-76	22	--	--	26	30	--
60	61	Maximilian	SCHMITT	DEU	Praga	M-Tec Praga Racing	21	79	-77	31	--	--	29	19	--
61	76	Rokas	BACIUSKA	LTU	Energy	Energy Racing It	50	81	-79	28	--	25	--	--	28
62	51	Daniel	LOUKO	FIN	Formula K	Fk Racing Team AB Ltd	52	83	-81	--	29	--	28	--	26
<b>Position 29-62 qualified for Second Chance Heat</b>															
63	53	Teodor	MORIN	SWE	Kosmic	Paul Carr Racing	51	84	-82	--	25	31	--	28	--
64	37	Jonatan	SEGLESON	SWE	CRG	Radne Motor AB	60	92	-90	--	32	--	31	--	29
65	24	Denise	DE ROOIJ	NLD	Expirit	Van Galen Racing	61	93	-91	29	--	--	33	31	--

No. 26 has sight out of the event, therefore No. 53 is qualified for Second Chance Heat

#### Announcements:

----- These results are provisional until the conclusion of any judicial and technical matters -----

Clerk of the course Nigel Edwards:

Stewards (Chairman) Horst Seidel:

Timekeeping Ingrid/Meik Wagner:

Scrutineer Paul Klaassen:

Printed: 2013-03-30 18:40

Posted at: h

Rotax Euro Challenge 2013  
 Class: Rotax Max Juniors  
 Date/Time: 2013-03-31 10:30

Track: Genk / Belgium  
 Heat: Second Chance Heat  
 Laps: 7

Edition 1

Daniel LOUKO	51	Points 83 Quali Rank 52	17	Teodor MORIN	53	Points 84 Quali Rank 51
	33				34	
Maximilian SCHMITT	61	Points 79 Quali Rank 21	16	Rokas BACIUSKA	76	Points 81 Quali Rank 50
	31				32	
Michael McCARTHY	56	Points 77 Quali Rank 42	15	Mihails BUDOVSKIVS	54	Points 78 Quali Rank 49
	29				30	
Maxim SHTOTLAND	57	Points 74 Quali Rank 55	14	Eric STAHL	67	Points 76 Quali Rank 46
	27				28	
Nikolas SZABO	62	Points 73 Quali Rank 39	13	Jonathan JUDEK	72	Points 73 Quali Rank 62
	25				26	
Patrick HANNAH	75	Points 72 Quali Rank 59	12	Tristan CHARPENTIER	42	Points 73 Quali Rank 33
	23				24	
Anton ASTASHENKO	64	Points 71 Quali Rank 54	11	Clement NOVALAK	18	Points 72 Quali Rank 34
	21				22	
Mark MOOR	25	Points 69 Quali Rank 64	10	Christopher DREYSPRING	19	Points 71 Quali Rank 40
	19				20	
Gavin REICHELDT	74	Points 68 Quali Rank 38	9	Jan-Erik MEIKUP	63	Points 68 Quali Rank 47
	17				18	
Omar ISMAIL	20	Points 66 Quali Rank 63	8	Alessandro STURA	48	Points 67 Quali Rank 65
	15				16	
Slavinski DZIANIS	59	Points 63 Quali Rank 32	7	Lars van VARK	50	Points 64 Quali Rank 57
	13				14	
Jakub KADLCAK	60	Points 62 Quali Rank 27	6	Jarno OPMEER	69	Points 63 Quali Rank 23
	11				12	
Damien WISNICKI	41	Points 60 Quali Rank 25	5	Max TIMMERMANS	77	Points 60 Quali Rank 31
	9				10	
Martins SESKS	29	Points 57 Quali Rank 53	4	Marvin PIONKE	70	Points 58 Quali Rank 26
	7				8	
Savannah Megal COURTENAY	35	Points 55 Quali Rank 58	3	Tomas SALVA	16	Points 56 Quali Rank 29
	5				6	
Dries VANTHOOR	21	Points 50 Quali Rank 16	2	Edward TANSLEY	71	Points 52 Quali Rank 45
	3				4	
Dominik MUSIATOWICZ	43	Points 44 Quali Rank 56	1	Leonard HOOGENBOOM	28	Points 45 Quali Rank 35
	1				2	

Pole Position

Clerk of the course Nigel Edwards:  
 Stewards (Chairman) Horst Seidel:

Scrutineer Paul Klaassen:  
 Timekeeping Ingrid/Meik Wagner:



# Rotax Euro Challenge 2013 Genk / Belgium

Rotax Juniors

Genk / Belgium 1,360 Km

Warm up qualified 29-62

2013-03-31 09:10

Practice (5:00 Time) started at 9:10:00

Pos	No.	Name	Nat.	Chassis	Race Team	Laps	Best Tm	Diff	Gap In Lap	km/h
1	20	Omar ISMAIL	GBR	Tonykart	Strawberry Racing	5	57.144			5 85,678
2	16	Tomas SALVA	CZE	MS Kart	MS Kart Racing Team	5	57.260	0.116	0.116	5 85,505
3	59	Slavinski DZIANIS	BLR	Zanardi	M Racing	5	57.294	0.150	0.034	5 85,454
4	60	Jakub KADLCAK	CZE	Sodi	Gregor Racing	5	57.298	0.154	0.004	5 85,448
5	77	Max TIMMERMANS	BEL	Maranello	EGP	5	57.326	0.182	0.028	5 85,406
6	21	Dries VANTHOOR	BEL	Maranello	Maranello Kart	5	57.363	0.219	0.037	5 85,351
7	28	Leonard HOOGENBOOM	NLD	FA Kart	Team TKP	5	57.365	0.221	0.002	5 85,348
8	76	Rokas BACIUSKA	LTU	Energy	Energy Racing It	5	57.478	0.334	0.113	5 85,180
9	75	Patrick HANNAH	ARE	DR	VPDR	5	57.479	0.335	0.001	4 85,179
10	69	Jarno OPMEER	NLD	Maddox	Maddox Racing Team	5	57.501	0.357	0.022	5 85,146
11	71	Edward TANSLEY	GBR	Tonykart	TBD	5	57.504	0.360	0.003	3 85,142
12	74	Gavin REICHEL	USA	Alonso	Dan Holland Racing	5	57.550	0.406	0.046	5 85,074
13	70	Marvin PIONKE	DEU	Kosmic	RS Competition	5	57.564	0.420	0.014	4 85,053
14	42	Tristan CHARPENTIER	FRA	Tonykart	Coles Racing	5	57.593	0.449	0.029	4 85,010
15	61	Maximilian SCHMITT	DEU	Praga	M-Tec Praga Racing	5	57.626	0.482	0.033	5 84,962
16	18	Clement NOVALAK	CHE	Tonykart	TK Racing	5	57.635	0.491	0.009	5 84,948
17	63	Jan-Erik MEIKUP	EST	Tonykart	TBA	5	57.640	0.496	0.005	5 84,941
18	35	Savannah Megan COURTE	ESP	Intrepid	Intrepid Driver Program	5	57.645	0.501	0.005	5 84,934
19	64	Anton ASTASHENKO	BLR	Intrepid	M-Racing	5	57.645	0.501		5 84,934
20	62	Nikolas SZABO	SVK	Sodi	Gregor Racing	5	57.670	0.526	0.025	5 84,897
21	67	Eric STAHL	NLD	Zanardi	G-Star Raw Racing	5	57.671	0.527	0.001	4 84,895
22	19	Christopher DREYSPRING	DEU	CRG	TAD Racing	5	57.675	0.531	0.004	5 84,889
23	51	Daniel LOUKO	FIN	Formula K	Fk Racing Team AB Ltd	5	57.736	0.592	0.061	5 84,800
24	53	Teodor MORIN	SWE	Kosmic	Paul Carr Racing	5	57.742	0.598	0.006	5 84,791
25	50	Lars van VARK	NLD	Sodi	Van der Pol Racing	5	57.753	0.609	0.011	5 84,775
26	43	Dominik MUSIATOWICZ	POL	Tonykart	Wyrzykowski M/Sport	4	57.781	0.637	0.028	4 84,734
27	25	Mark MOOR	EST	Tonykart	Aix Racing Team	5	57.801	0.657	0.020	4 84,704
28	54	Mihails BUDOVSKIVS	LVA	Tonykart	MRG Racing	5	57.825	0.681	0.024	5 84,669
29	41	Damien WISNICKI	POL	OK1	OK1 Racing Team	5	57.857	0.713	0.032	5 84,622
30	48	Alessandro STURA	ITA	Formula K	Fk Racing Team AB Ltd	5	57.901	0.757	0.044	5 84,558
31	56	Michael McCARTHY	USA	Birel	KMS Hungary	5	58.052	0.908	0.151	4 84,338
32	29	Martins SESKS	LVA	Gillard	MRG Racing	5	58.207	1.063	0.155	4 84,114
33	57	Maxim SHTOTLAND	RUS	Tonykart	Mayak Rotax	2	1:00.131	2.987	1.924	2 81,422





Rotax Euro Challenge 2013 Genk / Belgium

Rotax Juniors

Genk / Belgium 1,360 Km

Warm up qualified 29-62

2013-03-31 09:10

Practice (5:00 Time) started at 9:10:00

Lap	Time of Day	Lap Tm	Diff	S1 Tm	S2 Tm	S3 Tm
5	9:15:16.280	<b>57.645</b>		<b>23.180</b>	<b>17.117</b>	<b>17.348</b>

(62) Nikolas SZABO

1	9:11:17.625	1:04.414	+6.744	27.606	18.699	18.109
2	9:12:28.283	1:10.658	+12.988	24.123	17.796	28.739
3	9:13:26.936	58.653	+0.983	23.766	17.372	17.515
4	9:14:24.913	57.977	+0.307	23.335	17.233	17.409
5	9:15:22.583	<b>57.670</b>		<b>23.147</b>	<b>17.189</b>	<b>17.334</b>

(67) Eric STAHL

1	9:11:19.683	1:05.005	+7.334	28.562	18.457	17.986
2	9:12:18.283	58.600	+0.929	23.706	17.322	17.572
3	9:13:16.845	58.562	+0.891	23.791	17.477	17.294
4	9:14:14.516	<b>57.671</b>		<b>23.208</b>	17.212	<b>17.251</b>
5	9:15:12.817	58.301	+0.630	23.841	<b>17.193</b>	17.267

(19) Christopher DREYSPRING

1	9:11:17.026	1:04.266	+6.591	27.439	18.717	18.110
2	9:12:15.967	58.941	+1.266	23.904	17.488	17.549
3	9:13:14.654	58.687	+1.012	23.543	17.621	17.523
4	9:14:12.600	57.946	+0.271	23.389	17.176	17.381
5	9:15:10.275	<b>57.675</b>		<b>23.257</b>	<b>17.105</b>	<b>17.313</b>

(51) Daniel LOUKO

1	9:11:35.429	1:05.240	+7.504	27.540	19.101	18.599
2	9:12:34.672	59.243	+1.507	23.910	17.642	17.691
3	9:13:32.973	58.301	+0.565	23.405	17.493	17.403
4	9:14:30.780	57.807	+0.071	<b>23.143</b>	<b>17.253</b>	17.411
5	9:15:28.516	<b>57.736</b>		23.152	17.267	<b>17.317</b>

(53) Teodor MORIN

1	9:11:21.391	1:05.367	+7.625	28.105	18.742	18.520
2	9:12:20.484	59.093	+1.351	23.915	17.499	17.679
3	9:13:19.316	58.832	+1.090	23.947	17.337	17.548
4	9:14:17.184	57.868	+0.126	23.223	17.196	<b>17.449</b>
5	9:15:14.926	<b>57.742</b>		<b>23.085</b>	<b>17.192</b>	17.465

(50) Lars van VARK

1	9:11:25.248	1:06.492	+8.739	28.643	19.921	17.928
2	9:12:24.564	59.316	+1.563	23.692	17.840	17.784
3	9:13:22.866	58.302	+0.549	23.597	17.251	17.454
4	9:14:20.662	57.796	+0.043	<b>23.281</b>	17.170	<b>17.345</b>
5	9:15:18.415	<b>57.753</b>		23.305	<b>17.066</b>	17.382

(43) Dominik MUSIATOWICZ

1	9:11:22.846	1:04.725	+6.944	27.693	18.599	18.433
2	9:12:21.802	58.956	+1.175	23.986	17.396	17.574
3	9:13:19.814	58.012	+0.231	23.238	17.348	17.426
4	9:14:17.595	<b>57.781</b>		23.122	17.238	<b>17.421</b>

(25) Mark MOOR

1	9:11:24.150	1:13.821	+16.020	36.107	19.021	18.693
2	9:12:24.995	1:00.845	+3.044	24.105	17.968	18.772
3	9:13:24.742	59.747	+1.946	24.039	18.285	17.423
4	9:14:22.543	<b>57.801</b>		<b>23.267</b>	17.206	<b>17.328</b>
5	9:15:20.357	57.814	+0.013	23.331	<b>17.141</b>	17.342

(54) Mihails BUDOVSKIVS

1	9:11:24.649	1:12.130	+14.305	34.185	19.713	18.232
2	9:12:25.414	1:00.765	+2.940	23.718	18.902	18.145
3	9:13:25.097	59.683	+1.858	23.790	18.203	17.690
4	9:14:23.030	57.933	+0.108	23.380	<b>17.289</b>	<b>17.264</b>
5	9:15:20.855	<b>57.825</b>		<b>23.227</b>	17.313	17.285

(41) Damien WISNICKI

1	9:11:26.599	1:10.959	+13.102	29.450	23.654	17.855
---	-------------	----------	---------	--------	--------	--------

Lap	Time of Day	Lap Tm	Diff	S1 Tm	S2 Tm	S3 Tm
2	9:12:25.517	58.918	+1.061	23.376	17.715	17.827
3	9:13:25.188	59.671	+1.814	23.801	18.206	17.664
4	9:14:23.218	58.030	+0.173	23.534	<b>17.233</b>	<b>17.263</b>
5	9:15:21.075	<b>57.857</b>		<b>23.110</b>	17.479	17.268

(48) Alessandro STURA

1	9:11:34.919	1:04.545	+6.644	27.754	18.761	18.030
2	9:12:33.903	58.984	+1.083	23.859	17.544	17.581
3	9:13:32.308	58.405	+0.504	23.522	17.372	17.511
4	9:14:30.423	58.115	+0.214	23.468	17.256	<b>17.391</b>
5	9:15:28.324	<b>57.901</b>		<b>23.271</b>	<b>17.204</b>	17.426

(56) Michael McCARTHY

1	9:11:26.061	1:06.821	+8.769	28.250	20.056	18.515
2	9:12:25.293	59.232	+1.180	23.755	17.676	17.801
3	9:13:24.304	59.011	+0.959	23.806	17.703	17.502
4	9:14:22.356	<b>58.052</b>		<b>23.372</b>	17.260	17.420
5	9:15:20.533	58.177	+0.125	23.693	<b>17.164</b>	<b>17.320</b>

(29) Martins SESKIS

1	9:11:13.707	1:03.762	+5.555	27.144	18.495	18.123
2	9:12:14.626	1:00.919	+2.712	24.963	17.690	18.266
3	9:13:12.959	58.333	+0.126	<b>23.427</b>	17.241	17.665
4	9:14:11.166	<b>58.207</b>		23.464	<b>17.239</b>	17.504
5	9:15:09.568	58.402	+0.195	23.804	17.242	<b>17.356</b>

(57) Maxim SHTOTLAND

1	9:11:14.087	1:03.485	+3.354	27.083	18.371	18.031
2	9:12:14.218	<b>1:00.131</b>		24.111	18.097	<b>17.923</b>

Timekeeping Ingrid and Meik Wagner: Clerk of the course Nigel Edwards:

Steward (Chairman) Horst Seidel: Chief Scrutineer Paul Klaassen: [www.mylaps.com](http://www.mylaps.com)  
 Licensed to: Motorsport Events





# Rotax Euro Challenge 2013 Genk / Belgium

Rotax Juniors

Genk / Belgium 1,360 Km

Warm up qualified 1-28

2013-03-31 09:40

Practice (5:00 Time) started at 9:40:00

Pos	No.	Name	Nat.	Chassis	Race Team	Laps	Best Tm	Diff	Gap In Lap	km/h
1	22	Connor HALL	GBR	Tonykart	Strawberry Racing	5	56.486		4	86,676
2	17	Jai NIJJAR	GBR	Tonykart	Chris Rogers M/Sport	5	56.514	0.028	0.028	5 86,633
3	78	Lars LAMBORELLE	NLD	Gillard	DFK	5	56.558	0.072	0.044	4 86,566
4	5	Max AITKEN	GBR	Tonykart	Strawberry Racing	5	56.660	0.174	0.102	3 86,410
5	33	Berkay BESLER	TUR	Tonykart	DNR Racing/Bouvin	5	56.691	0.205	0.031	3 86,363
6	12	Thomas PREINING	AUT	Formula K	Protrain Racing	5	56.695	0.209	0.004	3 86,357
7	66	Nick DUNCKER	NLD	Alonso	Dream Team Racing	5	56.696	0.210	0.001	5 86,355
8	34	David WOODER	GBR	Alonso	Dan Holland Racing	5	56.717	0.231	0.021	4 86,323
9	8	Guan Yu ZHOU	GBR	Tonykart	Strawberry Racing	5	56.753	0.267	0.036	4 86,269
10	52	Lando NORRIS	GBR	Tonykart	RL Racing Dept UK	5	56.760	0.274	0.007	4 86,258
11	30	Sena SAKAGUCHI	JPN	Intrepid	Intrepid Driver Program	5	56.811	0.325	0.051	5 86,180
12	40	Jack BARTHOLOMEW	GBR	Tonykart	Coles Racing	5	56.812	0.326	0.001	4 86,179
13	27	Josh PRICE	GBR	Tonykart	Chris Rogers M/Sport	5	56.826	0.340	0.014	4 86,158
14	46	Mathias S KRISTENSEN	DNK	Tonykart	RS Competition	5	56.865	0.379	0.039	5 86,099
15	39	Philip HAMPRECHT	DEU	Kosmic	Paul Carr Racing	5	56.949	0.463	0.084	5 85,972
16	38	Dennis TIJJS	NLD	FA Kart	Team TKP	5	56.956	0.470	0.007	5 85,961
17	55	Thomas ISSA	JAM	Tonykart	Strawberry Racing	5	56.964	0.478	0.008	5 85,949
18	79	Shanaka CLAY	SRI	Tonykart		5	56.968	0.482	0.004	4 85,943
19	45	Darren KEANE	USA	Tonykart	Strawberry Racing	5	56.976	0.490	0.008	5 85,931
20	31	Juri VIPS	EST	Tonykart	Strawberry Racing	5	56.976	0.490		5 85,931
21	32	Rinus van KALMTHOUT	NLD	FA Kart	Team TKP	5	57.052	0.566	0.076	4 85,816
22	14	Ralf ARON	EST	Tonykart	Aix Racing Team	5	57.054	0.568	0.002	3 85,813
23	58	Mitchell CHEAH MIN JIE	MYS	Maddox	Maddox Racing Team	5	57.130	0.644	0.076	5 85,699
24	47	Deniz BECKERS	NLD	Topkart	Slangen Karting	5	57.132	0.646	0.002	3 85,696
25	65	Nathan HEDOUIN	FRA	Art GP	Art Grand Prix France	5	57.166	0.680	0.034	4 85,645
26	36	Eline CHEHIN	NLD	FA Kart	Team TKP	5	57.483	0.997	0.317	5 85,173
27	44	Jack McCARTHY	GBR	Tonykart	RL Racing Dept UK	5	57.924	1.438	0.441	4 84,525
28	49	Lorenzo van RIET	NLD	Tonykart	Torenvliet M/S	5	58.405	1.919	0.481	5 83,828





# Rotax Euro Challenge 2013 Genk / Belgium

Rotax Juniors

Genk / Belgium 1,360 Km

Warm up qualified 1-28

2013-03-31 09:40

Practice (5:00 Time) started at 9:40:00

Lap	Time of Day	Lap Tm	Diff	S1 Tm	S2 Tm	S3 Tm	Lap	Time of Day	Lap Tm	Diff	S1 Tm	S2 Tm	S3 Tm
-----	-------------	--------	------	-------	-------	-------	-----	-------------	--------	------	-------	-------	-------

(31) Juri VIPS

1	9:41:18.797	1:02.690	+5.714	26.363	18.754	17.573
2	9:42:16.816	58.019	+1.043	23.210	17.524	17.285
3	9:43:13.871	57.055	+0.079	22.864	<b>16.963</b>	17.228
4	9:44:10.904	57.033	+0.057	22.896	17.004	<b>17.133</b>
5	9:45:07.880	<b>56.976</b>		<b>22.799</b>	16.987	17.190

(32) Rinus van KALMTHOUT

1	9:41:26.858	1:02.593	+5.541	26.512	18.388	17.693
2	9:42:24.480	57.622	+0.570	23.335	17.023	17.264
3	9:43:22.133	57.653	+0.601	23.486	17.007	17.160
4	9:44:19.185	<b>57.052</b>		<b>22.778</b>	17.033	17.241
5	9:45:16.406	57.221	+0.169	23.314	<b>16.843</b>	<b>17.064</b>

(14) Ralf ARON

1	9:41:26.229	1:02.419	+5.365	26.789	17.900	17.730
2	9:42:24.272	58.043	+0.989	23.557	17.206	17.280
3	9:43:21.326	<b>57.054</b>		<b>22.844</b>	17.038	17.172
4	9:44:18.867	57.541	+0.487	23.052	17.149	17.340
5	9:45:15.955	57.088	+0.034	22.971	<b>16.972</b>	<b>17.145</b>

(58) Mitchell CHEAH MIN JIE

1	9:41:18.982	1:03.587	+6.457	26.810	18.887	17.890
2	9:42:19.602	1:00.620	+3.490	24.705	18.363	17.552
3	9:43:16.831	57.229	+0.099	<b>23.018</b>	16.985	17.226
4	9:44:14.330	57.499	+0.369	23.275	17.020	17.204
5	9:45:11.460	<b>57.130</b>		23.069	<b>16.958</b>	<b>17.103</b>

(47) Deniz BECKERS

1	9:41:19.088	1:02.181	+5.049	25.928	18.631	17.622
2	9:42:17.270	58.182	+1.050	23.278	17.374	17.530
3	9:43:14.402	<b>57.132</b>		22.999	17.003	<b>17.130</b>
4	9:44:11.628	57.226	+0.094	23.027	<b>16.995</b>	17.204
5	9:45:08.855	57.227	+0.095	<b>22.950</b>	17.029	17.248

(65) Nathan HEDOUIN

1	9:41:13.464	1:01.523	+4.357	26.008	17.887	17.628
2	9:42:11.663	58.199	+1.033	23.218	17.145	17.836
3	9:43:09.469	57.806	+0.640	23.359	17.217	17.230
4	9:44:06.635	<b>57.166</b>		<b>22.901</b>	<b>17.046</b>	<b>17.219</b>
5	9:45:03.916	57.281	+0.115	22.977	17.061	17.243

(36) Eline CHEHIN

1	9:41:25.971	1:01.932	+4.449	26.271	18.056	17.605
2	9:42:23.707	57.736	+0.253	<b>23.218</b>	17.173	17.345
3	9:43:21.530	57.823	+0.340	23.282	17.282	17.259
4	9:44:19.381	57.851	+0.368	23.233	17.311	17.307
5	9:45:16.864	<b>57.483</b>		23.309	<b>17.029</b>	<b>17.145</b>

(44) Jack McCARTHY

1	9:41:19.750	1:04.117	+6.193	27.130	19.270	17.717
2	9:42:17.700	57.950	+0.026	23.548	17.157	17.245
3	9:43:16.152	58.452	+0.528	23.311	17.588	17.553
4	9:44:14.076	<b>57.924</b>		<b>23.096</b>	17.168	17.660
5	9:45:12.055	57.979	+0.055	23.650	<b>17.125</b>	<b>17.204</b>

(49) Lorenzo van RIET

1	9:41:17.760	1:04.009	+5.604	27.145	18.570	18.294
2	9:42:17.339	59.579	+1.174	24.091	17.574	17.914
3	9:43:18.421	1:01.082	+2.677	23.873	18.995	18.214
4	9:44:19.641	1:01.220	+2.815	24.901	18.104	18.215
5	9:45:18.046	<b>58.405</b>		<b>23.576</b>	<b>17.359</b>	<b>17.470</b>



# Rotax Euro Challenge 2013 Genk / Belgium

Rotax Juniors

Genk / Belgium 1,360 Km

Second Chance Heat

**-NEW-**

2013-03-31 10:30

Race (7 Laps) started at 10:33:06

Pos	No.	Name	Nat.	Chassis	Race Team	Laps	Total Tm	Diff	Best Tm	In Lap	km/h	Points
1	77	Max TIMMERMANS	BEL	Maranello	EGP	7	6:42.153		56.723	7	86,314	0
2	71	Edward TANSLEY	GBR	Tonykart	TBD	7	6:42.250	0.097	56.754	7	86,267	0
3	16	Tomas SALVA	CZE	MS Kart	MS Kart Racing Team	7	6:43.099	0.946	56.913	6	86,026	0
4	41	Damien WISNICKI	POL	OK1	OK1 Racing Team	7	6:43.304	1.151	56.756	7	86,264	0
5	25	Mark MOOR	EST	Tonykart	Aix Racing Team	7	6:44.897	2.744	56.896	6	86,052	0
6	70	Marvin PIONKE	DEU	Kosmic	RS Competition	7	6:44.940	2.787	56.915	3	86,023	0
7	43	Dominik MUSIATOWICZ	POL	Tonykart	Wyrzykowski M/Sport	7	6:45.202	3.049	57.083	7	85,770	0
8	59	Slavinski DZIANIS	BLR	Zanardi	M Racing	7	6:45.848	3.695	56.802	3	86,194	0
9	57	Maxim SHTOTLAND	RUS	Tonykart	Mayak Rotax	7	6:46.101	3.948	56.805	3	86,190	0
10	50	Lars van VARK	NLD	Sodi	Van der Pol Racing	7	6:46.486	4.333	56.971	5	85,938	0
11	63	Jan-Erik MEIKUP	EST	Tonykart	TBA	7	6:46.835	4.682	56.684	7	86,374	0
12	62	Nikolas SZABO	SVK	Sodi	Gregor Racing	7	6:47.481	5.328	57.055	4	85,812	0
13	69	Jarno OPMEER	NLD	Maddox	Maddox Racing Team	7	6:48.532	6.379	56.636	6	86,447	0
14	20	Omar ISMAIL	GBR	Tonykart	Strawberry Racing	7	6:51.248	9.095	56.712	5	86,331	0
15	18	Clement NOVALAK	CHE	Tonykart	TK Racing	7	6:52.568	10.415	56.714	5	86,328	0
16	19	Christopher DREYSPRING	DEU	CRG	TAD Racing	7	6:52.921	10.768	56.672	4	86,392	0
17	35	Savannah Megan COURTEM	ESP	Intrepid	Intrepid Driver Program	7	6:53.017	10.864	56.867	4	86,096	0
18	54	Mihails BUDOVSIVS	LVA	Tonykart	MRG Racing	7	6:53.088	10.935	57.055	4	85,812	0
19	29	Martins SESKS	LVA	Gillard	MRG Racing	7	6:53.940	11.787	56.700	5	86,349	0
20	51	Daniel LOUKO	FIN	Formula K	Fk Racing Team AB Ltd	7	6:54.239	12.086	57.136	5	85,690	0
21	42	Tristan CHARPENTIER	FRA	Tonykart	Coles Racing	7	6:55.253	13.100	56.941	7	85,984	0
22	72	Jonathan JUDEK	DEU	Praga	M-Tec Praga Racing	7	7:01.622	19.469	57.479	4	85,179	0
23	67	Eric STAHL	NLD	Zanardi	G-Star Raw Racing	7	7:04.515	22.362	57.000	6	85,895	0
24	53	Teodor MORIN	SWE	Kosmic	Paul Carr Racing	7	7:05.099	22.946	56.697	6	86,354	0
25	56	Michael McCARTHY	USA	Birel	KMS Hungary	7	7:06.762	24.609	58.663	5	83,460	0
26	74	Gavin REICHEL	USA	Alonso	Dan Holland Racing	7	7:12.208	30.055	56.959	7	85,957	0
27	21	Dries VANTHOOR	BEL	Maranello	Maranello Kart	7	7:12.558	30.405	56.794	4	86,206	0
28	76	Rokas BACIUSKA	LTU	Energy	Energy Racing It	7	7:12.808	30.655	56.828	4	86,155	0
29	61	Maximilian SCHMITT	DEU	Praga	M-Tec Praga Racing	7	7:15.334	33.181	57.185	7	85,617	0
30	60	Jakub KADLCAK	CZE	Sodi	Gregor Racing	7	7:20.528	38.375	56.912	4	86,028	0
31	75	Patrick HANNAH	ARE	DR	VPDR	3	3:39.209	4 Laps	59.478	3	82,316	0
32	48	Alessandro STURA	ITA	Formula K	Fk Racing Team AB Ltd		0.954	7 Laps		0	-	0
33	64	Anton ASTASHENKO	BLR	Intrepid	M-Racing		1.404	7 Laps		0	-	0
34	28	Leonard HOOGENBOOM	NLD	FA Kart	Team TKP					0	-	0

## Announcements

These results are provisional until the conclusion of any judicial and technical matters

No. 35 + 41 warning board

Started: 34 Classified: 34 Not classified: 0

No. 42 time penalty 10 sec. / reason unfair driving

Margin of Victory	Ø km/h	Best Lap Tm	km/h	Best Lap by
0.097	85,221	56.636	86,447	69 - Jarno OPMEER

Official Timing [www.camp-company.de](http://www.camp-company.de) / [www.motorsport-events.se](http://www.motorsport-events.se)

Orbits

Timekeeping Ingrid and Meik Wagner:

Clerk of the course Nigel Edwards:

[www.mylaps.com](http://www.mylaps.com)

Steward (Chairman) Horst Seidel:

Chief Scrutineer Paul Klaassen:

Licensed to: Motorsport Events

Printed: 2013-03-31 12:12:37

posted at:

h





Rotax Euro Challenge 2013 Genk / Belgium

Rotax Juniors

Genk / Belgium 1,360 Km

Second Chance Heat

2013-03-31 10:30

Race (7 Laps) started at 10:33:06

Table with 6 columns: Lap, Time of Day, Lap Tm, Diff, S1 Tm, S2 Tm, S3 Tm. Includes results for drivers (18) Clement NOVALAK, (19) Christopher DREYSPRING, (35) Savannah Megan COURTENAY, (54) Mihails BUDOVSKIVS, (29) Martins SESKS, (51) Daniel LOUKO, and (72) Jonathan JUDEK.

Table with 6 columns: Lap, Time of Day, Lap Tm, Diff, S1 Tm, S2 Tm, S3 Tm. Includes results for drivers (67) Eric STAHL, (53) Teodor MORIN, (56) Michael McCARTHY, (74) Gavin REICHELTL, (21) Dries VANTHOOR, (76) Rokas BACIUSKA, (61) Maximilian SCHMITT, and (60) Jakob KADLCAK.



Rotax Euro Challenge 2013 Genk / Belgium

Rotax Juniors Genk / Belgium 1,360 Km

Second Chance Heat 2013-03-31 10:30

Race (7 Laps) started at 10:33:06

Lap	Time of Day	Lap Tm	Diff	S1 Tm	S2 Tm	S3 Tm	Lap	Time of Day	Lap Tm	Diff	S1 Tm	S2 Tm	S3 Tm
2	10:35:42.328	57.427	+0.515	23.135	17.015	17.277							
3	10:36:39.485	57.157	+0.245	22.978	16.982	17.197							
4	10:37:36.397	<b>56.912</b>		<b>22.823</b>	16.916	17.173							
5	10:38:33.554	57.157	+0.245	23.006	16.984	17.167							
6	10:39:30.499	56.945	+0.033	22.898	<b>16.914</b>	17.133							
7	10:40:27.472	56.973	+0.061	22.863	17.003	<b>17.107</b>							

(75) Patrick HANNAH

1	10:34:44.749	1:36.314	+36.836	58.928	19.030	18.356
2	10:35:46.675	1:01.926	+2.448	25.191	18.609	18.126
3	10:36:46.153	<b>59.478</b>		<b>23.916</b>	<b>17.635</b>	<b>17.927</b>

Timekeeping Ingrid and Meik Wagner:  Clerk of the course Nigel Edwards:

Steward (Chairman) Horst Seidel: Chief Scrutineer Paul Klaassen:

Rotax Euro Challenge 2013  
 Class: Rotax Max Juniors  
 Date/Time: 2013-03-31 11:40

Track: Genk / Belgium  
 Heat: Prefinal  
 Laps: 9

Edition 1

Mark MOOR	25	2nd Chance 5	17	Marvin PIONKE	70	2nd Chance 6
	33				34	
Tomas SALVA	16	2nd Chance 3	16	Damien WISNICKI	41	2nd Chance 4
	31				32	
Max TIMMERMANS	77	2nd Chance 1	15	Edward TANSLEY	71	2nd Chance 2
	29				30	
Lorenzo van RIET	49	Points 43 Quali Rank 41	14	Darren KEANE	45	Points 44 Quali Rank 48
	27				28	
Juri VIPS	31	Points 42 Quali Rank 6	13	David WOODER	34	Points 43 Quali Rank 24
	25				26	
Eline CHEHIN	36	Points 40 Quali Rank 30	12	Philip HAMPRECHT	39	Points 41 Quali Rank 19
	23				24	
Deniz BECKERS	47	Points 37 Quali Rank 28	11	Ralf ARON	14	Points 38 Quali Rank 12
	21				22	
Mitchell CHEAH MIN JIE	58	Points 36 Quali Rank 36	10	Max AITKEN	5	Points 36 Quali Rank 37
	19				20	
Nathan HEDOUIN	65	Points 34 Quali Rank 18	9	Thomas PREINING	12	Points 35 Quali Rank 43
	17				18	
Jack McCARTHY	44	Points 27 Quali Rank 5	8	Berkay BESLER	33	Points 31 Quali Rank 9
	15				16	
Lars LAMBORELLE	78	Points 23 Quali Rank 20	7	Thomas ISSA	55	Points 26 Quali Rank 8
	13				14	
Guan Yu ZHOU	8	Points 23 Quali Rank 3	6	Dennis TIJJS	38	Points 23 Quali Rank 13
	11				12	
Rinus van KALMTHOU	32	Points 17 Quali Rank 22	5	Jai NIJJAR	17	Points 22 Quali Rank 15
	9				10	
Sena SAKAGUCHI	30	Points 17 Quali Rank 4	4	Nick DUNCKER	66	Points 17 Quali Rank 10
	7				8	
Jack BARTHOLOMEV	40	Points 15 Quali Rank 11	3	Mathias S KRISTENSEN	46	Points 16 Quali Rank 17
	5				6	
Lando NORRIS	52	Points 2 Quali Rank 14	2	Shanaka CLAY	79	Points 10 Quali Rank 2
	3				4	
Josh PRICE	27	Points 2 Quali Rank 1	1	Connor HALL	22	Points 2 Quali Rank 7
	1				2	

Pole Position

Clerk of the course Nigel Edwards:  
 Stewards (Chairman) Horst Seidel:

Scrutineer Paul Klaassen:  
 Timekeeping Ingrid/Meik Wagner:





# Rotax Euro Challenge 2013 Genk / Belgium

Rotax Juniors

Genk / Belgium 1,360 Km

Pre-Final

2013-03-31 11:40

Race (9 Laps) started at 11:43:14

Pos	No.	Name	Nat.	Chassis	Race Team	Laps	Total Tm	Diff	Best Tm	In Lap	km/h	Points
1	52	Lando NORRIS	GBR	Tonykart	RL Racing Dept UK	9	8:40.447		57.289	4	85,461	34
2	22	Connor HALL	GBR	Tonykart	Strawberry Racing	9	8:40.510	0.063	56.886	6	86,067	33
3	8	Guan Yu ZHOU	GBR	Tonykart	Strawberry Racing	9	8:40.910	0.463	56.981	4	85,923	32
4	34	David WOODER	GBR	Alonso	Dan Holland Racing	9	8:41.208	0.761	56.788	7	86,215	31
5	40	Jack BARTHOLOMEW	GBR	Tonykart	Coles Racing	9	8:41.857	1.410	57.224	4	85,559	30
6	17	Jai NIJJAR	GBR	Tonykart	Chris Rogers M/Sport	9	8:42.025	1.578	57.038	7	85,838	29
7	79	Shanaka CLAY	SRI	Tonykart		9	8:42.273	1.826	57.020	5	85,865	28
8	39	Philip HAMPRECHT	DEU	Kosmic	Paul Carr Racing	9	8:42.527	2.080	57.015	8	85,872	27
9	33	Berkay BESLER	TUR	Tonykart	DNR Racing/Bouvin	9	8:42.841	2.394	57.026	6	85,856	26
10	70	Marvin PIONKE	DEU	Kosmic	RS Competition	9	8:43.484	3.037	57.072	5	85,786	25
11	45	Darren KEANE	USA	Tonykart	Strawberry Racing	9	8:43.778	3.331	56.977	6	85,929	24
12	47	Deniz BECKERS	NLD	Topkart	Slangen Karting	9	8:46.649	6.202	57.128	7	85,702	23
13	77	Max TIMMERMANS	BEL	Maranello	EGP	9	8:48.734	8.287	57.344	9	85,379	22
14	49	Lorenzo van RIET	NLD	Tonykart	Torenvliet M/S	9	8:49.288	8.841	57.132	5	85,696	21
15	25	Mark MOOR	EST	Tonykart	Aix Racing Team	9	8:50.286	9.839	57.233	7	85,545	20
16	38	Dennis TIJJS	NLD	FA Kart	Team TKP	9	8:51.302	10.855	57.585	6	85,022	19
17	5	Max AITKEN	GBR	Tonykart	Strawberry Racing	9	8:58.591	18.144	57.717	7	84,828	18
18	27	Josh PRICE	GBR	Tonykart	Chris Rogers M/Sport	9	8:58.625	18.178	56.920	7	86,015	17
19	41	Damien WISNICKI	POL	OK1	OK1 Racing Team	9	8:58.685	18.238	57.461	7	85,206	16
20	36	Eline CHEHIN	NLD	FA Kart	Team TKP	9	8:58.750	18.303	57.136	7	85,690	15
21	14	Ralf ARON	EST	Tonykart	Aix Racing Team	9	9:00.108	19.661	57.178	7	85,627	14
22	32	Rinus van KALMTHOUT	NLD	FA Kart	Team TKP	9	9:00.275	19.828	56.917	7	86,020	13
23	55	Thomas ISSA	JAM	Tonykart	Strawberry Racing	9	9:01.685	21.238	56.943	7	85,981	12
24	30	Sena SAKAGUCHI	JPN	Intrepid	Intrepid Driver Program	9	9:02.163	21.716	57.562	6	85,056	11
25	12	Thomas PREINING	AUT	Formula K	Protrain Racing	9	9:05.225	24.778	57.009	8	85,881	10
26	66	Nick DUNCKER	NLD	Alonso	Dream Team Racing	9	9:07.248	26.801	59.093	6	82,852	9
27	46	Mathias S KRISTENSEN	DNK	Tonykart	RS Competition	9	9:09.090	28.643	57.312	7	85,427	8
28	71	Edward TANSLEY	GBR	Tonykart	TBD	9	9:18.771	38.324	57.789	8	84,722	7
29	44	Jack McCARTHY	GBR	Tonykart	RL Racing Dept UK	9	9:20.786	40.339	58.657	8	83,468	6
30	31	Juri VIPS	EST	Tonykart	Strawberry Racing	9	9:21.229	40.782	57.067	8	85,794	5
31	16	Tomas SALVA	CZE	MS Kart	MS Kart Racing Team	2	2:05.338	7 Laps	57.998	2	84,417	4
32	65	Nathan HEDOUIN	FRA	Art GP	Art Grand Prix France		0.750	9 Laps		0	-	3
33	58	Mitchell CHEAH MIN JIE	MYS	Maddox	Maddox Racing Team		1.037	9 Laps		0	-	2

Not classified

DQ	78	Lars LAMBORELLE	NLD	Gillard	DFK	9	8:40.910	DQ	57.172	6	85,636	0
----	----	-----------------	-----	---------	-----	---	----------	----	--------	---	--------	---

## Announcements

These results are provisional until the conclusion of any judicial and technical matters

No 78+ 12 warning board

Started: 34 Classified: 33 Not classified: 1

No. 78 excluded from Prefinal / reason unfair driving

Margin of Victory	Ø km/h	Best Lap Tm	km/h	Best Lap by
0.063	84,666	56.788	86,215	34 - David WOODER

Official Timing [www.camp-company.de](http://www.camp-company.de) / [www.motorsport-events.se](http://www.motorsport-events.se)

Orbits

Timekeeping Ingrid and Meik Wagner:

Clerk of the course Nigel Edwards:

[www.mylaps.com](http://www.mylaps.com)

Steward (Chairman) Horst Seidel:

Chief Scrutineer Paul Klaassen:

Licensed to: Motorsport Events

Printed: 2013-03-31 13:13:21

posted at:

h





Rotax Euro Challenge 2013 Genk / Belgium

Rotax Juniors Genk / Belgium 1,360 Km

Pre-Final 2013-03-31 11:40

Race (9 Laps) started at 11:43:14

Table with 7 columns: Lap, Time of Day, Lap Tm, Diff, S1 Tm, S2 Tm, S3 Tm. Data for driver (47) Deniz BECKERS.

Table with 7 columns: Lap, Time of Day, Lap Tm, Diff, S1 Tm, S2 Tm, S3 Tm. Data for driver (27) Josh PRICE.

Table with 7 columns: Lap, Time of Day, Lap Tm, Diff, S1 Tm, S2 Tm, S3 Tm. Data for driver (77) Max TIMMERMANS.

Table with 7 columns: Lap, Time of Day, Lap Tm, Diff, S1 Tm, S2 Tm, S3 Tm. Data for driver (41) Damien WISNICKI.

Table with 7 columns: Lap, Time of Day, Lap Tm, Diff, S1 Tm, S2 Tm, S3 Tm. Data for driver (49) Lorenzo van RIET.

Table with 7 columns: Lap, Time of Day, Lap Tm, Diff, S1 Tm, S2 Tm, S3 Tm. Data for driver (36) Eline CHEHIN.

Table with 7 columns: Lap, Time of Day, Lap Tm, Diff, S1 Tm, S2 Tm, S3 Tm. Data for driver (25) Mark MOOR.

Table with 7 columns: Lap, Time of Day, Lap Tm, Diff, S1 Tm, S2 Tm, S3 Tm. Data for driver (14) Ralf ARON.

Table with 7 columns: Lap, Time of Day, Lap Tm, Diff, S1 Tm, S2 Tm, S3 Tm. Data for driver (38) Dennis TIJJS.

Table with 7 columns: Lap, Time of Day, Lap Tm, Diff, S1 Tm, S2 Tm, S3 Tm. Data for driver (32) Rinus van KALMTHOUT.

Table with 7 columns: Lap, Time of Day, Lap Tm, Diff, S1 Tm, S2 Tm, S3 Tm. Data for driver (5) Max AITKEN.

Table with 7 columns: Lap, Time of Day, Lap Tm, Diff, S1 Tm, S2 Tm, S3 Tm. Data for driver (55) Thomas ISSA.



# Rotax Euro Challenge 2013 Genk / Belgium

Rotax Juniors

Genk / Belgium 1,360 Km

Pre-Final

2013-03-31 11:40

Race (9 Laps) started at 11:43:14

Lap	Time of Day	Lap Tm	Diff	S1 Tm	S2 Tm	S3 Tm
<b>(30) Sena SAKAGUCHI</b>						
1	11:44:31.082	1:16.619	+19.057	41.178	17.631	17.810
2	11:45:29.832	58.750	+1.188	23.763	17.541	17.446
3	11:46:29.372	59.540	+1.978	24.085	17.806	17.649
4	11:47:27.399	58.027	+0.465	23.432	17.167	17.428
5	11:48:25.160	57.761	+0.199	23.247	17.088	17.426
6	11:49:22.722	<b>57.562</b>		<b>23.157</b>	<b>17.058</b>	<b>17.347</b>
7	11:50:20.536	57.814	+0.252	23.289	17.123	17.402
8	11:51:18.202	57.666	+0.104	23.202	17.086	17.378
9	11:52:16.359	58.157	+0.595	23.169	17.568	17.420

Lap	Time of Day	Lap Tm	Diff	S1 Tm	S2 Tm	S3 Tm
<b>(31) Juri VIPS</b>						
1	11:44:20.240	1:04.553	+7.486	29.293	17.507	17.753
2	11:45:18.756	58.516	+1.449	23.484	17.308	17.724
3	11:46:50.945	1:32.189	+35.122	23.451	17.228	51.510
4	11:47:49.202	58.257	+1.190	23.542	17.267	17.448
5	11:48:46.555	57.353	+0.286	23.015	17.112	17.226
6	11:49:44.041	57.486	+0.419	23.160	17.071	17.255
7	11:50:41.143	57.102	+0.035	22.948	17.006	<b>17.148</b>
8	11:51:38.210	<b>57.067</b>		<b>22.820</b>	<b>16.971</b>	17.276
9	11:52:35.425	57.215	+0.148	22.939	17.066	17.210

Lap	Time of Day	Lap Tm	Diff	S1 Tm	S2 Tm	S3 Tm
<b>(12) Thomas PREINING</b>						
1	11:44:32.283	1:17.253	+20.244	41.283	18.516	17.454
2	11:45:30.203	57.920	+0.911	23.087	17.461	17.372
3	11:46:28.908	58.705	+1.696	23.272	17.678	17.755
4	11:47:33.102	1:04.194	+7.185	29.422	17.392	17.380
5	11:48:30.511	57.409	+0.400	23.009	17.115	17.285
6	11:49:27.686	57.175	+0.166	22.880	17.091	17.204
7	11:50:24.818	57.132	+0.123	22.838	<b>17.010</b>	17.284
8	11:51:21.827	<b>57.009</b>		<b>22.817</b>	17.011	<b>17.181</b>
9	11:52:19.421	57.594	+0.585	23.295	17.025	17.274

Lap	Time of Day	Lap Tm	Diff	S1 Tm	S2 Tm	S3 Tm
<b>(16) Tomas SALVA</b>						
1	11:44:21.536	1:05.288	+7.290	29.712	18.029	17.547
2	11:45:19.534	<b>57.998</b>		<b>23.491</b>	<b>17.178</b>	<b>17.329</b>

Lap	Time of Day	Lap Tm	Diff	S1 Tm	S2 Tm	S3 Tm
<b>(66) Nick DUNCKER</b>						
1	11:44:22.639	1:08.062	+8.969	31.093	18.774	18.195
2	11:45:24.397	1:01.758	+2.665	24.554	19.030	18.174
3	11:46:24.189	59.792	+0.699	24.099	17.912	17.781
4	11:47:24.156	59.967	+0.874	24.062	18.082	17.823
5	11:48:23.427	59.271	+0.178	23.730	<b>17.507</b>	18.034
6	11:49:22.520	<b>59.093</b>		23.892	17.695	<b>17.506</b>
7	11:50:22.505	59.985	+0.892	23.611	18.679	17.695
8	11:51:21.619	59.114	+0.021	<b>23.458</b>	18.090	17.566
9	11:52:21.444	59.825	+0.732	23.786	18.400	17.639

Lap	Time of Day	Lap Tm	Diff	S1 Tm	S2 Tm	S3 Tm
<b>(46) Mathias S KRISTENSEN</b>						
1	11:44:31.742	1:17.244	+19.932	41.101	18.726	17.417
2	11:45:30.435	58.693	+1.381	23.563	17.819	17.311
3	11:46:28.741	58.306	+0.994	23.127	17.686	17.493
4	11:47:35.550	1:06.809	+9.497	31.918	17.472	17.419
5	11:48:33.495	57.945	+0.633	23.069	17.284	17.592
6	11:49:31.099	57.604	+0.292	23.047	17.183	17.374
7	11:50:28.411	<b>57.312</b>		<b>22.927</b>	17.101	<b>17.284</b>
8	11:51:25.820	57.409	+0.097	23.056	<b>17.045</b>	17.308
9	11:52:23.286	57.466	+0.154	23.047	17.108	17.311

Lap	Time of Day	Lap Tm	Diff	S1 Tm	S2 Tm	S3 Tm
<b>(71) Edward TANSLEY</b>						
1	11:44:39.230	1:23.414	+25.625	46.847	18.448	18.119
2	11:45:38.207	58.977	+1.188	23.842	17.568	17.567
3	11:46:36.737	58.530	+0.741	23.392	17.523	17.615
4	11:47:35.049	58.312	+0.523	23.446	17.336	17.530
5	11:48:33.659	58.610	+0.821	23.299	17.337	17.974
6	11:49:38.469	1:04.810	+7.021	23.349	23.862	17.599
7	11:50:36.739	58.270	+0.481	23.400	17.419	17.451
8	11:51:34.528	<b>57.789</b>		<b>23.219</b>	17.203	<b>17.367</b>
9	11:52:32.967	58.439	+0.650	23.863	<b>17.199</b>	17.377

Lap	Time of Day	Lap Tm	Diff	S1 Tm	S2 Tm	S3 Tm
<b>(44) Jack McCARTHY</b>						
1	11:44:39.467	1:24.625	+25.968	48.698	17.749	18.178
2	11:45:39.347	59.880	+1.223	23.855	18.270	17.755
3	11:46:39.039	59.692	+1.035	24.245	17.665	17.782
4	11:47:37.951	58.912	+0.255	23.635	17.611	17.666
5	11:48:37.092	59.141	+0.484	23.828	17.601	17.712
6	11:49:36.895	59.803	+1.146	24.231	17.839	17.733
7	11:50:35.690	58.795	+0.138	23.624	17.514	17.657
8	11:51:34.347	<b>58.657</b>		<b>23.476</b>	17.564	17.617
9	11:52:34.982	1:00.635	+1.978	25.539	<b>17.511</b>	<b>17.585</b>

Timekeeping Ingrid and Meik Wagner:

Clerk of the course Nigel Edwards: [www.mylaps.com](http://www.mylaps.com)  
 Chief Scrutineer Paul Klaassen: Licensed to: Motorsport Events

Steward (Chairman) Horst Seidel:

Printed: 2013-03-31 11:55:01 posted at: h

Rotax Euro Challenge 2013  
 Class: Rotax Max Juniors  
 Date/Time: 2013-03-31 14:00

Track: Genk / Belgium  
 Heat: Final  
 Laps: 12

Edition 1

Mitchell CHEAH MIN JIE	<b>58</b>	Laps 0 Tm. 1.037	17	
	33			
Tomas SALVA	<b>16</b>	Laps 2 Tm. 2:05.338	16	Nathan HEDOUIN
	31			<b>65</b>
Jack McCARTHY	<b>44</b>	Laps 9 Tm. 9:20.786	15	Juri VIPS
	29			<b>31</b>
Mathias S KRISTENSEN	<b>46</b>	Laps 9 Tm. 9:09.090	14	Edward TANSLEY
	27			<b>71</b>
Thomas PREINING	<b>12</b>	Laps 9 Tm. 9:05.225	13	Nick DUNCKER
	25			<b>66</b>
Thomas ISSA	<b>55</b>	Laps 9 Tm. 9:01.685	12	Sena SAKAGUCHI
	23			<b>30</b>
Ralf ARON	<b>14</b>	Laps 9 Tm. 9:00.108	11	Rinus van KALMTHOU
	21			<b>32</b>
Damien WISNICKI	<b>41</b>	Laps 9 Tm. 8:58.685	10	Eline CHEHIN
	19			<b>36</b>
Max AITKEN	<b>5</b>	Laps 9 Tm. 8:58.591	9	Josh PRICE
	17			<b>27</b>
Mark MOOR	<b>25</b>	Laps 9 Tm. 8:50.286	8	Dennis TIJJS
	15			<b>38</b>
Max TIMMERMANS	<b>77</b>	Laps 9 Tm. 8:48.734	7	Lorenzo van RIET
	13			<b>49</b>
Darren KEANE	<b>45</b>	Laps 9 Tm. 8:43.778	6	Deniz BECKERS
	11			<b>47</b>
Berkay BESLER	<b>33</b>	Laps 9 Tm. 8:42.841	5	Marvin PIONKE
	9			<b>70</b>
Shanaka CLAY	<b>79</b>	Laps 9 Tm. 8:42.273	4	Philip HAMPRECHT
	7			<b>39</b>
Jack BARTHOLOMEV	<b>40</b>	Laps 9 Tm. 8:41.857	3	Jai NIJJAR
	5			<b>17</b>
Guan Yu ZHOU	<b>8</b>	Laps 9 Tm. 8:40.910	2	David WOODER
	3			<b>34</b>
Lando NORRIS	<b>52</b>	Laps 9 Tm. 8:40.447	1	Connor HALL
	1			<b>22</b>
			Row	2

Pole Position

Clerk of the course Nigel Edwards:  
 Stewards (Chairman) Horst Seidel:

Scrutineer Paul Klaassen:  
 Timekeeping Ingrid/Meik Wagner:



# Rotax Euro Challenge 2013 Genk / Belgium

Rotax Juniors

Genk / Belgium 1,360 Km

Final **-NEW-**

2013-03-31 14:00

Race (12 Laps) started at 14:03:34

Pos	No.	Name	Nat.	Chassis	Race Team	Laps	Total Tm	Diff	Best Tm	In Lap	km/h	Points
1	52	Lando NORRIS	GBR	Tonykart	RL Racing Dept UK	12	11:24.576		56.661	7	86,409	55
2	22	Connor HALL	GBR	Tonykart	Strawberry Racing	12	11:25.305	0.729	56.419	11	86,779	52
3	79	Shanaka CLAY	SRI	Tonykart		12	11:25.964	1.388	56.507	12	86,644	50
4	40	Jack BARTHOLOMEW	GBR	Tonykart	Coles Racing	12	11:28.998	4.422	56.585	10	86,525	49
5	39	Philip HAMPRECHT	DEU	Kosmic	Paul Carr Racing	12	11:29.060	4.484	56.721	9	86,317	48
6	17	Jai NIJJAR	GBR	Tonykart	Chris Rogers M/Sport	12	11:29.299	4.723	56.711	7	86,332	47
7	34	David WOODER	GBR	Alonso	Dan Holland Racing	12	11:29.440	4.864	56.571	7	86,546	46
8	38	Dennis TIJJS	NLD	FA Kart	Team TKP	12	11:31.169	6.593	56.700	9	86,349	45
9	47	Deniz BECKERS	NLD	Topkart	Slangen Karting	12	11:32.452	7.876	56.776	12	86,234	44
10	12	Thomas PREINING	AUT	Formula K	Protrain Racing	12	11:32.754	8.178	56.578	12	86,535	43
11	66	Nick DUNCKER	NLD	Alonso	Dream Team Racing	12	11:33.028	8.452	56.671	8	86,393	42
12	45	Darren KEANE	USA	Tonykart	Strawberry Racing	12	11:33.657	9.081	56.703	12	86,345	41
13	14	Ralf ARON	EST	Tonykart	Aix Racing Team	12	11:33.908	9.332	56.575	11	86,540	40
14	46	Mathias S KRISTENSEN	DNK	Tonykart	RS Competition	12	11:35.077	10.501	56.588	11	86,520	39
15	27	Josh PRICE	GBR	Tonykart	Chris Rogers M/Sport	12	11:35.149	10.573	56.408	11	86,796	38
16	33	Berkay BESLER	TUR	Tonykart	DNR Racing/Bouvin	12	11:36.096	11.520	56.726	11	86,310	37
17	65	Nathan HEDOUIN	FRA	Art GP	Art Grand Prix France	12	11:37.177	12.601	56.848	8	86,124	36
18	71	Edward TANSLEY	GBR	Tonykart	TBD	12	11:37.696	13.120	56.886	11	86,067	35
19	58	Mitchell CHEAH MIN JIE	MYS	Maddox	Maddox Racing Team	12	11:38.894	14.318	56.877	8	86,080	34
20	70	Marvin PIONKE	DEU	Kosmic	RS Competition	12	11:39.100	14.524	56.809	8	86,184	33
21	36	Eline CHEHIN	NLD	FA Kart	Team TKP	12	11:39.372	14.796	56.928	8	86,003	32
22	77	Max TIMMERMANS	BEL	Maranello	EGP	12	11:40.507	15.931	57.000	10	85,895	31
23	32	Rinus van KALMTHOUT	NLD	FA Kart	Team TKP	12	11:41.400	16.824	56.644	8	86,435	30
24	41	Damien WISNICKI	POL	OK1	OK1 Racing Team	12	11:42.850	18.274	57.286	6	85,466	29
25	49	Lorenzo van RIET	NLD	Tonykart	Torenvliet M/S	12	11:43.083	18.507	57.237	12	85,539	28
26	5	Max AITKEN	GBR	Tonykart	Strawberry Racing	12	11:44.677	20.101	56.499	11	86,656	27
27	16	Tomas SALVA	CZE	MS Kart	MS Kart Racing Team	12	11:46.581	22.005	57.312	12	85,427	26
28	55	Thomas ISSA	JAM	Tonykart	Strawberry Racing	12	11:49.861	25.285	56.807	11	86,187	25
29	31	Juri VIPS	EST	Tonykart	Strawberry Racing	12	11:54.373	29.797	57.830	5	84,662	24
30	25	Mark MOOR	EST	Tonykart	Aix Racing Team	11	11:52.024	1 Lap	57.504	8	85,142	23
31	8	Guan Yu ZHOU	GBR	Tonykart	Strawberry Racing		0.083	12 Laps		0	-	22
32	30	Sena SAKAGUCHI	JPN	Intrepid	Intrepid Driver Program		1.432	12 Laps		0	-	21
33	44	Jack McCARTHY	GBR	Tonykart	RL Racing Dept UK		1.838	12 Laps		0	-	20

Not classified

DQ	78	Lars LAMBORELLE	NLD	Gillard	DFK			DQ		0	-	0
----	----	-----------------	-----	---------	-----	--	--	----	--	---	---	---

## Announcements

These results are provisional until the conclusion of any judicial and technical matters

Started: 33 Classified: 33 Not classified: 1

No. 5 + 55 time penalty 10 sec. / reason unfair driving

Margin of Victory	Ø km/h	Best Lap Tm	km/h	Best Lap by
0.729	85,822	56.408	86,796	27 - Josh PRICE

Official Timing [www.camp-company.de](http://www.camp-company.de) / [www.motorsport-events.se](http://www.motorsport-events.se)

Orbits

Timekeeping Ingrid and Meik Wagner:

Clerk of the course Nigel Edwards:

[www.mylaps.com](http://www.mylaps.com)

Steward (Chairman) Horst Seidel:

Chief Scrutineer Paul Klaassen:

Licensed to: Motorsport Events

Printed: 2013-03-31 16:31:19

posted at:

h











Rotax Euro Challenge 2013 Genk / Belgium

Rotax Juniors Genk / Belgium 1,360 Km

Final 2013-03-31 14:00

Race (12 Laps) started at 14:03:34

Lap	Time of Day	Lap Tm	Diff	S1 Tm	S2 Tm	S3 Tm	Lap	Time of Day	Lap Tm	Diff	S1 Tm	S2 Tm	S3 Tm
3	14:06:45.344	58.041	+0.211	23.294	17.347	17.400							
4	14:07:43.509	58.165	+0.335	23.432	17.281	17.452							
5	14:08:41.339	<b>57.830</b>		23.218	17.246	<b>17.366</b>							
6	14:09:39.229	57.890	+0.060	23.242	<b>17.182</b>	17.466							
7	14:10:37.840	58.611	+0.781	23.774	17.426	17.411							
8	14:11:36.984	59.144	+1.314	24.319	17.309	17.516							
9	14:12:34.987	58.003	+0.173	23.365	17.239	17.399							
10	14:13:33.020	58.033	+0.203	23.438	17.204	17.391							
11	14:14:30.875	57.855	+0.025	<b>23.112</b>	17.245	17.498							
12	14:15:28.876	58.001	+0.171	23.231	17.311	17.459							

(25) Mark MOOR

1	14:04:41.539	1:06.215	+8.711	30.881	17.512	17.822
2	14:05:39.445	57.906	+0.402	23.303	17.182	17.421
3	14:06:39.815	1:00.370	+2.866	24.583	17.980	17.807
4	14:07:37.331	57.516	+0.012	23.126	17.112	<b>17.278</b>
5	14:09:38.633	2:01.302	+1:03.798	23.699	17.305	1:20.298
6	14:10:38.075	59.442	+1.938	24.537	17.623	17.282
7	14:11:36.126	58.051	+0.547	23.667	17.073	17.311
8	14:12:33.630	<b>57.504</b>		23.224	<b>16.977</b>	17.303
9	14:13:31.135	57.505	+0.001	<b>23.098</b>	17.124	17.283
10	14:14:28.795	57.660	+0.156	23.125	17.116	17.419
11	14:15:26.527	57.732	+0.228	23.184	17.130	17.418

Timekeeping Ingrid and Meik Wagner: Clerk of the course Nigel Edwards:

Steward (Chairman) Horst Seidel: Chief Scrutineer Paul Klaassen: www.mylaps.com



# Rotax Euro Challenge 2013 Genk / Belgium

Rotax DD2

Genk / Belgium 1,360 Km

Non Qualifying Practice Even Numbers

2013-03-29 11:40

Practice (7:00 Time) started at 11:40:01

Pos	No.	Name	Nat.	Chassis	Race Team	Laps	Best Tm	Diff	Gap In Lap	km/h
1	638	Sean BABINGTON	GBR	Alonso	Dan Holland Racing	8	53.813			8 90,982
2	622	Andreas BACKMAN	SWE	Tonykart	Strawberry Racing	8	53.906	0.093	0.093	6 90,825
3	608	Kevin LUDI	CHE	Birel	Spirit Racing	8	53.988	0.175	0.082	6 90,687
4	602	MIIKA LAIHO	FIN	Tonykart	MPT Racing	7	54.104	0.291	0.116	7 90,492
5	616	Antti RAMMO	EST	Tonykart	Aix Racing Team	8	54.158	0.345	0.054	7 90,402
6	604	PATRICK PEARCE	GBR	Tonykart	Tatum Racing	7	54.294	0.481	0.136	6 90,176
7	606	Lucas ORROCK	GBR	Kosmic	Team Orrok	7	54.364	0.551	0.070	4 90,060
8	656	Julien RENAUDIN	FRA	Sodi	KPR	8	54.365	0.552	0.001	5 90,058
9	634	Christophe RAYMAKERS	BEL	Gillard	DFK	8	54.424	0.611	0.059	5 89,960
10	658	Janno THEUSSING	NLD	Gillard	PDB Racing	8	54.455	0.642	0.031	6 89,909
11	644	Sascha-Pio HAIDA	DEU	Birel	Haida Motorsport	7	54.464	0.651	0.009	5 89,894
12	676	Luke VAN RENSBURG	ZAF	CRG	CRG Holland	7	54.593	0.780	0.129	7 89,682
13	654	Martins LAPINS	LVA	Energy	RKV Racing	7	54.600	0.787	0.007	3 89,670
14	732	Marc BERTEAUX	FRA	Birel	MGT	7	54.635	0.822	0.035	6 89,613
15	652	Damien VUILLAUME	FRA	Flandria	Flandria Competition Kart	8	54.640	0.827	0.005	5 89,605
16	650	Mario VENDLA	EST	Zanardi	AGS Racing	7	54.728	0.915	0.088	7 89,461
17	660	Maxi FLEISCHMANN	DEU	Mach 1	Mach 1	7	54.758	0.945	0.030	7 89,412
18	700	Christophe ADAMS	FRA	Formula K	Sporting Formula K France	6	54.878	1.065	0.120	6 89,216
19	642	Niklas OLSEN	DNK	Praga	Josh Hart Racing	7	54.979	1.166	0.101	7 89,052
20	730	Normunds STANEVICS	LVA	Gillard	MRG Racing	7	55.009	1.196	0.030	7 89,004
21	746	Dennis KROES	NLD	Tonykart	Team Kroes	7	55.243	1.430	0.234	7 88,627
22	718	Tamsin GERMAIN	GBR	Gillard	DG Racing	7	55.343	1.530	0.100	4 88,466
23	624	Anna-Lisa DREYSPRING	DEU	CRG	TAD Racing	6	55.404	1.591	0.061	5 88,369
24	628	Ben COOPER	CAN	Birel	KMS Europe	3	55.466	1.653	0.062	3 88,270
25	740	Mathias BAUMEISTER	DEU	Tonykart	KSW Racing	7	55.620	1.807	0.154	5 88,026
26	736	Maxim SHAPOSHNIKOV	RUS	Kosmic	TBA	7	55.835	2.022	0.215	6 87,687
27	626	Andrey STEPANOV	RUS	Intrepid	Intrepid Driver Program	7	55.984	2.171	0.149	7 87,454







# Rotax Euro Challenge 2013 Genk / Belgium

Rotax DD2

Genk / Belgium 1,360 Km

Non Qualifying Practice Odd Numbers

2013-03-29 11:50

Practice (7:00 Time) started at 11:50:01

Pos	No.	Name	Nat.	Chassis	Race Team	Laps	Best Tm	Diff	Gap In Lap	km/h
1	603	Xen DE RUWE	BEL	Formula K	FK Racing Team AB Ltd	8	53.691			7 91,188
2	601	Mathias DETIGE	BEL	MS Kart	Bouvin Power	8	53.892	0.201	0.201	8 90,848
3	629	Ferenc KANCSAR	HUN	Birel	KMS Europe	7	53.892	0.201		7 90,848
4	631	Barrie PULLINGER	GBR	Alonso	Dan Holland Racing	8	54.041	0.350	0.149	5 90,598
5	627	Shaun SLAVIN	GBR	Intrepid	Intrepid Driver Program	8	54.134	0.443	0.093	6 90,442
6	653	Sandro LUKOVIC	AUT	Intrepid	Intrepid Driver Program	7	54.282	0.591	0.148	6 90,196
7	615	Marcel SCHIRMER	DEU	CRG	Kartsport Klimm	6	54.287	0.596	0.005	5 90,187
8	633	Alexis COURSAULT	FRA	Birel	MGT	7	54.330	0.639	0.043	7 90,116
9	639	Maxime GRAVOUILLE	FRA	Sodi	Kart Pro Racing	7	54.340	0.649	0.010	7 90,099
10	643	Pascal MARSCHALL	DEU	CRG	TAD Racing	8	54.393	0.702	0.053	7 90,012
11	647	Alex BEGGI	ITA	Formula K	FK Racing Team AB Ltd	7	54.443	0.752	0.050	7 89,929
12	637	Alexandre FINKELSTEIN	FRA	Tonykart	MD Competition	8	54.477	0.786	0.034	7 89,873
13	609	Haralds GARKAKLIS	LVA	Gillard	MRG Racing	7	54.509	0.818	0.032	7 89,820
14	645	Chris STERKEN	NLD	CRG	CRG Holland	8	54.521	0.830	0.012	6 89,800
15	649	Alexander ZENKIN	RUS	Intrepid	Intrepid Driver Program	7	54.599	0.908	0.078	7 89,672
16	725	Igor MUKHIN	RUS	Intrepid	Intrepid Driver Program	7	54.643	0.952	0.044	6 89,600
17	719	Florent LAMBERT	GBR	Tonykart	Tatum Racing	8	54.733	1.042	0.090	5 89,452
18	641	Tomas PYTTLIK	GBR	Alonso		7	54.761	1.070	0.028	7 89,407
19	651	Andreas STIEHR	DEU	Intrepid	KSW Racing	7	54.785	1.094	0.024	7 89,368
20	659	Giel BRONDER	NLD	Gillard	PDB Racing	7	54.798	1.107	0.013	7 89,346
21	655	Karel FRANSEN	BEL	Zanardi	Schepers Racing	6	54.904	1.213	0.106	6 89,174
22	623	Marcel STEINERT	DEU	Tonykart	KSW Racing	7	54.926	1.235	0.022	6 89,138
23	617	Luka KAMALI	DEU	CRG	TAD Racing	7	55.008	1.317	0.082	6 89,005
24	611	ERWIN MONTFOORT	NLD	Gillard	Montfoort Motorsport	7	55.035	1.344	0.027	5 88,962
25	621	MARTINS STEINERTS	LVA	MS Kart	MS Kart Racing Team	7	55.045	1.354	0.010	7 88,945
26	777	Lourens VAN RENSBURG	ZAF	CRG	CRG Holland	7	55.309	1.618	0.264	4 88,521
27	735	Chris GROEN	NLD	Kosmic	Team Kroes	3	56.526	2.835	1.217	3 86,615









# Rotax Euro Challenge 2013 Genk / Belgium

Rotax DD2

Genk / Belgium 1,360 Km

Qualifying Practice Group D1

**-NEW-**

2013-03-29 16:00

Qualifying (15:00 Time) started at 16:00:00

Pos	No.	Name	Nat.	Chassis	Race Team	Laps	Best Tm	Diff	Gap In Lap	km/h
1	638	Sean BABINGTON	GBR	Alonso	Dan Holland Racing	9	53.451		8	91,598
2	603	Xen DE RUWE	BEL	Formula K	FK Racing Team AB Ltd	9	53.486	0.035	0.035	7 91,538
3	653	Sandro LUKOVIC	AUT	Intrepid	Intrepid Driver Program	9	53.509	0.058	0.023	5 91,499
4	601	Mathias DETIGE	BEL	MS Kart	Bouvin Power	9	53.555	0.104	0.046	6 91,420
5	631	Barrie PULLINGER	GBR	Alonso	Dan Holland Racing	9	53.617	0.166	0.062	7 91,314
6	627	Shaun SLAVIN	GBR	Intrepid	Intrepid Driver Program	9	53.627	0.176	0.010	8 91,297
7	608	Kevin LUDI	CHE	Birel	Spirit Racing	8	53.725	0.274	0.098	7 91,131
8	616	Antti RAMMO	EST	Tonykart	Aix Racing Team	9	53.745	0.294	0.020	8 91,097
9	650	Mario VENDLA	EST	Zanardi	AGS Racing	9	53.745	0.294		5 91,097
10	604	PATRICK PEARCE	GBR	Tonykart	Tatum Racing	8	53.824	0.373	0.079	5 90,963
11	643	Pascal MARSCHALL	DEU	CRG	TAD Racing	9	53.904	0.453	0.080	6 90,828
12	719	Florent LAMBERT	GBR	Tonykart	Tatum Racing	9	54.038	0.587	0.134	7 90,603
13	609	Haralds GARKAKLIS	LVA	Gillard	MRG Racing	10	54.063	0.612	0.025	9 90,561
14	649	Alexander ZENKIN	RUS	Intrepid	Intrepid Driver Program	10	54.109	0.658	0.046	7 90,484
15	633	Alexis COURSAULT	FRA	Birel	MGT	10	54.287	0.836	0.178	9 90,187
16	725	Igor MUKHIN	RUS	Intrepid	Intrepid Driver Program	9	54.291	0.840	0.004	8 90,181
17	641	Tomas PYTTLIK	GBR	Alonso		10	54.596	1.145	0.305	9 89,677
18	746	Dennis KROES	NLD	Tonykart	Team Kroes	9	54.738	1.287	0.142	7 89,444
19	735	Chris GROEN	NLD	Kosmic	Team Kroes	8	54.807	1.356	0.069	7 89,332
20	624	Anna-Lisa DREYSPRING	DEU	CRG	TAD Racing	9	54.869	1.418	0.062	5 89,231
21	730	Normunds STANEVICS	LVA	Gillard	MRG Racing	10	54.933	1.482	0.064	9 89,127
22	736	Maxim SHAPOSHNIKOV	RUS	Kosmic	TBA	9	55.972	2.521	1.039	7 87,472
23	628	Ben COOPER	CAN	Birel	KMS Europe				0	-

Not classified

DQ	639	Maxime GRAVOUILLE	FRA	Sodi	Kart Pro Racing	9	53.624		6	91,302
DQ	656	Julien RENAUDIN	FRA	Sodi	KPR	8	53.790		5	91,021
DQ	651	Andreas STIEHR	DEU	Intrepid	KSW Racing	10	54.296		6	90,172
DQ	642	Niklas OLSEN	DNK	Praga	Josh Hart Racing	9	54.520		6	89,802
DQ	621	MARTINS STEINERTS	LVA	MS Kart	MS Kart Racing Team	9	54.943		7	89,111

## Announcements

These results are provisional until the conclusion of any judicial and technical matters

No. 642 + 651 + 621 + 639 + 656 excluded from Qualifying Practice / reason technical non conformity





Rotax Euro Challenge 2013 Genk / Belgium

Rotax DD2

Genk / Belgium 1,360 Km

Qualifying Practice Group D1

2013-03-29 16:00

Qualifying (15:00 Time) started at 16:00:00

Table with columns: Lap, Time of Day, Lap Tm, Diff, S1 Tm, S2 Tm, S3 Tm. It lists results for drivers (651) Andreas STIEHR, (719) Florent LAMBERT, (609) Haralds GARKAKLIS, (649) Alexander ZENKIN, (633) Alexis COURSAULT, (725) Igor MUKHIN, (642) Niklas OLSEN, (641) Tomas PYTTLIK, (746) Dennis KROES, (735) Chris GROEN, and (624) Anna-Lisa DREYSPRING.

Timekeeping Ingrid and Meik Wagner:

Clerk of the course Nigel Edwards:

www.mylaps.com

Steward (Chairman) Horst Seidel:

Chief Scrutineer Paul Klaassen:

Licensed to: Motorsport Events



Rotax Euro Challenge 2013 Genk / Belgium

Rotax DD2 Genk / Belgium 1,360 Km  
 Qualifying Practice Group D1 2013-03-29 16:00

Qualifying (15:00 Time) started at 16:00:00

Lap	Time of Day	Lap Tm	Diff	S1 Tm	S2 Tm	S3 Tm	Lap	Time of Day	Lap Tm	Diff	S1 Tm	S2 Tm	S3 Tm
-----	-------------	--------	------	-------	-------	-------	-----	-------------	--------	------	-------	-------	-------

(730) Normunds STANEVICS

1	16:07:00.622	1:12.080	+17.147	32.831	20.346	18.903
2	16:08:00.979	1:00.357	+5.424	24.720	18.015	17.622
3	16:08:58.136	57.157	+2.224	23.154	16.951	17.052
4	16:09:55.033	56.897	+1.964	23.480	16.734	16.683
5	16:10:50.191	55.158	+0.225	22.107	16.507	16.544
6	16:11:45.239	55.048	+0.115	22.076	16.436	<b>16.536</b>
7	16:12:41.946	56.707	+1.774	22.843	17.191	16.673
8	16:13:37.014	55.068	+0.135	22.031	16.448	16.589
9	16:14:31.947	<b>54.933</b>		<b>21.908</b>	<b>16.373</b>	16.652
10	16:15:28.285	56.338	+1.405	22.938	16.600	16.800

(621) MARTINS STEINERTS

1	16:07:25.663	1:09.065	+14.122	29.693	18.812	20.560
2	16:08:27.028	1:01.365	+6.422	24.587	18.747	18.031
3	16:09:24.454	57.426	+2.483	23.496	16.929	17.001
4	16:10:20.001	55.547	+0.604	22.275	16.501	16.771
5	16:11:15.281	55.280	+0.337	22.174	16.472	<b>16.634</b>
6	16:12:10.972	55.691	+0.748	21.936	16.378	17.377
7	16:13:05.915	<b>54.943</b>		21.943	<b>16.256</b>	16.744
8	16:14:00.908	54.993	+0.050	21.985	16.303	16.705
9	16:14:56.716	55.808	+0.865	22.480	16.608	16.720

(736) Maxim SHAPOSHNIKOV

1	16:07:58.175	1:12.703	+16.731	33.660	19.781	19.262
2	16:08:57.977	59.802	+3.830	24.597	17.754	17.451
3	16:09:56.041	58.064	+2.092	24.013	17.058	16.993
4	16:10:52.873	56.832	+0.860	22.961	17.068	<b>16.803</b>
5	16:11:49.170	56.297	+0.325	22.724	16.669	16.904
6	16:12:45.601	56.431	+0.459	22.799	16.737	16.895
7	16:13:41.573	<b>55.972</b>		22.381	16.765	16.826
8	16:14:37.626	56.053	+0.081	<b>22.350</b>	<b>16.607</b>	17.096
9	16:15:34.380	56.754	+0.782	22.806	16.770	17.178



# Rotax Euro Challenge 2013 Genk / Belgium

Rotax DD2

Genk / Belgium 1,360 Km

Qualifying Practice Group D2 **-NEW-**

2013-03-29 16:30

Qualifying (15:00 Time) started at 16:30:00

Pos	No.	Name	Nat.	Chassis	Race Team	Laps	Best Tm	Diff	Gap In Lap	km/h
1	629	Ferenc KANCSAR	HUN	Birel	KMS Europe	6	53.451			5 91,598
2	602	MIIKA LAIHO	FIN	Tonykart	MPT Racing	10	53.551	0.100	0.100	8 91,427
3	637	Alexandre FINKELSTEIN	FRA	Tonykart	MD Competition	11	53.720	0.269	0.169	6 91,139
4	606	Lucas ORROCK	GBR	Kosmic	Team Orrok	10	53.830	0.379	0.110	8 90,953
5	622	Andreas BACKMAN	SWE	Tonykart	Strawberry Racing	12	53.867	0.416	0.037	8 90,891
6	615	Marcel SCHIRMER	DEU	CRG	Kartsport Klimm	11	53.965	0.514	0.098	7 90,725
7	617	Luka KAMALI	DEU	CRG	TAD Racing	11	53.996	0.545	0.031	8 90,673
8	645	Chris STERKEN	NLD	CRG	CRG Holland	10	54.000	0.549	0.004	6 90,667
9	647	Alex BEGGI	ITA	Formula K	FK Racing Team AB Ltd	12	54.003	0.552	0.003	7 90,662
10	634	Christophe RAYMAKERS	BEL	Gillard	DFK	12	54.028	0.577	0.025	8 90,620
11	644	Sascha-Pio HAIDA	DEU	Birel	Haida Motorsport	9	54.048	0.597	0.020	9 90,586
12	718	Tamsin GERMAIN	GBR	Gillard	DG Racing	13	54.085	0.634	0.037	8 90,524
13	658	Janno THEUSSING	NLD	Gillard	PDB Racing	12	54.216	0.765	0.131	7 90,305
14	611	ERWIN MONTFOORT	NLD	Gillard	Montfoort Motorsport	13	54.237	0.786	0.021	7 90,270
15	652	Damien VUILLAUME	FRA	Flandria	Flandria Competition Kart	7	54.238	0.787	0.001	7 90,269
16	659	Giel BRONDER	NLD	Gillard	PDB Racing	12	54.276	0.825	0.038	11 90,206
17	700	Christophe ADAMS	FRA	Formula K	Sporting Formula K France	11	54.922	1.471	0.646	8 89,145
18	623	Marcel STEINERT	DEU	Tonykart	KSW Racing	8	54.994	1.543	0.072	8 89,028
19	676	Luke VAN RENSBURG	ZAF	CRG	CRG Holland	13	55.117	1.666	0.123	12 88,829
20	777	Lourens VAN RENSBURG	ZAF	CRG	CRG Holland	12	55.117	1.666		12 88,829
21	626	Andrey STEPANOV	RUS	Intrepid	Intrepid Driver Program	8	55.686	2.235	0.569	7 87,922
22	660	Maxi FLEISCHMANN	DEU	Mach 1	Mach 1	1	1:13.711	20.260	18.025	1 66,422

Not classified

DQ	654	Martins LAPINS	LVA	Energy	RKV Racing	11	54.073			5 90,544
DQ	732	Marc BERTEAUX	FRA	Birel	MGT	12	54.344			6 90,093
DQ	748	Mikko LAINE	FIN	Formula K	Mikko Laine	12	54.372			9 90,046
DQ	655	Karel FRANSSSEN	BEL	Zanardi	Schepers Racing	10	54.428			7 89,954
DQ	740	Mathias BAUMEISTER	DEU	Tonykart	KSW Racing	12	55.042			10 88,950

## Announcements

These results are provisional until the conclusion of any judicial and technical matters

No. 740 + 732 + 654 + 655 + 748 excluded from Qualifying Practice / reason technical non conformity







# Rotax Euro Challenge 2013 Genk / Belgium

Rotax DD2

Genk / Belgium 1,360 Km

Qualifying Practice Group D2

2013-03-29 16:30

Qualifying (15:00 Time) started at 16:30:00

Lap	Time of Day	Lap Tm	Diff	S1 Tm	S2 Tm	S3 Tm	Lap	Time of Day	Lap Tm	Diff	S1 Tm	S2 Tm	S3 Tm
7	16:40:59.069	55.363	+0.441	22.187	16.448	16.728	7	16:38:00.890	<b>55.686</b>		22.509	<b>16.577</b>	<b>16.600</b>
8	16:41:53.991	<b>54.922</b>		21.907	<b>16.414</b>	<b>16.601</b>	8	16:39:06.160	1:05.270	+9.584	26.072	22.087	17.111
9	16:42:54.389	1:00.398	+5.476	<b>21.827</b>	19.283	19.288	(660) Maxi FLEISCHMANN						
10	16:43:56.136	1:01.747	+6.825	23.865	19.992	17.890	1	16:34:42.845	<b>1:13.711</b>		33.340	<b>20.276</b>	<b>20.095</b>
11	16:44:51.698	55.562	+0.640	22.369	16.454	16.739							

(623) Marcel STEINERT

1	16:34:30.797	1:19.241	+24.247	36.624	22.922	19.695
2	16:35:30.143	59.346	+4.352	24.313	17.939	17.094
3	16:36:25.811	55.668	+0.674	22.415	16.602	16.651
4	16:37:21.428	55.617	+0.623	22.174	16.620	16.823
5	16:38:16.711	55.283	+0.289	22.249	16.455	16.579
6	16:39:14.265	57.554	+2.560	<b>22.107</b>	18.696	16.751
7	16:40:09.570	55.305	+0.311	22.211	16.518	16.576
8	16:41:04.564	<b>54.994</b>		22.129	<b>16.418</b>	<b>16.447</b>

(740) Mathias BAUMEISTER

1	16:34:23.811	1:16.714	+21.672	35.032	21.818	19.864
2	16:35:27.752	1:03.941	+8.899	25.409	20.643	17.889
3	16:36:25.382	57.630	+2.588	23.311	17.258	17.061
4	16:37:21.287	55.905	+0.863	22.465	16.671	16.769
5	16:38:17.271	55.984	+0.942	22.700	16.625	16.659
6	16:39:12.786	55.515	+0.473	22.309	16.486	16.720
7	16:40:07.945	55.159	+0.117	22.008	16.424	16.727
8	16:41:03.437	55.492	+0.450	22.184	16.603	16.705
9	16:41:58.703	55.266	+0.224	22.173	16.432	16.661
10	16:42:53.745	<b>55.042</b>		<b>21.982</b>	<b>16.346</b>	16.714
11	16:43:52.242	58.497	+3.455	24.609	17.022	16.866
12	16:44:47.483	55.241	+0.199	22.135	16.466	<b>16.640</b>

(676) Luke VAN RENSBURG

1	16:34:12.291	1:17.575	+22.458	38.801	19.867	18.907
2	16:35:15.860	1:03.569	+8.452	26.962	19.059	17.548
3	16:36:14.977	59.117	+4.000	23.936	17.468	17.713
4	16:37:11.589	56.612	+1.495	22.703	16.934	16.975
5	16:38:07.099	55.510	+0.393	22.129	16.620	16.761
6	16:39:02.733	55.634	+0.517	21.973	<b>16.403</b>	17.258
7	16:39:58.093	55.360	+0.243	22.031	16.427	16.902
8	16:41:00.286	1:02.193	+7.076	26.098	18.526	17.569
9	16:41:56.573	56.287	+1.170	22.493	16.748	17.046
10	16:42:52.221	55.648	+0.531	22.231	16.609	16.808
11	16:43:47.821	55.600	+0.483	22.162	16.564	16.874
12	16:44:42.938	<b>55.117</b>		<b>21.926</b>	16.588	<b>16.603</b>
13	16:45:38.119	55.181	+0.064	22.048	16.451	16.682

(777) Lourens VAN RENSBURG

1	16:33:50.562	1:18.688	+23.571	37.851	21.312	19.525
2	16:34:52.373	1:01.811	+6.694	25.002	19.212	17.597
3	16:35:51.151	58.778	+3.661	24.018	17.681	17.079
4	16:36:48.819	57.668	+2.551	22.591	17.578	17.499
5	16:37:46.253	57.434	+2.317	23.515	17.147	16.772
6	16:38:42.071	55.818	+0.701	22.295	16.674	16.849
7	16:39:37.907	55.836	+0.719	22.314	16.817	16.705
8	16:40:33.262	55.355	+0.238	22.165	16.523	16.667
9	16:41:28.859	55.597	+0.480	22.434	16.517	<b>16.646</b>
10	16:42:24.696	55.837	+0.720	22.246	16.856	16.735
11	16:43:20.658	55.962	+0.845	22.352	16.960	16.650
12	16:44:15.775	<b>55.117</b>		<b>21.992</b>	<b>16.446</b>	16.679

(626) Andrey STEPANOV

1	16:31:31.042	1:14.093	+18.407	33.290	20.972	19.831
2	16:32:34.571	1:03.529	+7.843	24.504	17.891	21.134
3	16:34:01.949	1:27.378	+31.692	44.794	23.937	18.647
4	16:35:10.735	1:08.786	+13.100	32.581	18.529	17.676
5	16:36:08.806	58.071	+2.385	23.314	17.668	17.089
6	16:37:05.204	56.398	+0.712	22.589	17.030	16.779





# Rotax Euro Challenge 2013 Genk / Belgium

Rotax DD2

Genk / Belgium 1,360 Km

Total result Qualifying Group D1/D2

Pos	No.	Name	Nat.	Chassis	Race Team	Total Best Tm	Diff	QD1 Best Tm	QD2 Best Tm
1	638	Sean BABINGTON	GBR	Alonso	Dan Holland Racing	53.451		53.451	
2	629	Ferenc KANCSAR	HUN	Birel	KMS Europe	53.451			53.451
3	603	Xen DE RUWE	BEL	Formula K	FK Racing Team AB Ltd	53.486	0.035	53.486	
4	653	Sandro LUKOVIC	AUT	Intrepid	Intrepid Driver Program	53.509	0.058	53.509	
5	602	MIIKA LAIHO	FIN	Tonykart	MPT Racing	53.551	0.100		53.551
6	601	Mathias DETIGE	BEL	MS Kart	Bouvin Power	53.555	0.104	53.555	
7	631	Barrie PULLINGER	GBR	Alonso	Dan Holland Racing	53.617	0.166	53.617	
8	627	Shaun SLAVIN	GBR	Intrepid	Intrepid Driver Program	53.627	0.176	53.627	
9	637	Alexandre FINKELSTEIN	FRA	Tonykart	MD Competition	53.720	0.269		53.720
10	608	Kevin LUDI	CHE	Birel	Spirit Racing	53.725	0.274	53.725	
11	616	Antti RAMMO	EST	Tonykart	Aix Racing Team	53.745	0.294	53.745	
12	650	Mario VENDLA	EST	Zanardi	AGS Racing	53.745	0.294	53.745	
13	604	PATRICK PEARCE	GBR	Tonykart	Tatum Racing	53.824	0.373	53.824	
14	606	Lucas ORROCK	GBR	Kosmic	Team Orrok	53.830	0.379		53.830
15	622	Andreas BACKMAN	SWE	Tonykart	Strawberry Racing	53.867	0.416		53.867
16	643	Pascal MARSCHALL	DEU	CRG	TAD Racing	53.904	0.453	53.904	
17	615	Marcel SCHIRMER	DEU	CRG	Kartsport Klimm	53.965	0.514		53.965
18	617	Luka KAMALI	DEU	CRG	TAD Racing	53.996	0.545		53.996
19	645	Chris STERKEN	NLD	CRG	CRG Holland	54.000	0.549		54.000
20	647	Alex BEGGI	ITA	Formula K	FK Racing Team AB Ltd	54.003	0.552		54.003
21	634	Christophe RAYMAKERS	BEL	Gillard	DFK	54.028	0.577		54.028
22	719	Florent LAMBERT	GBR	Tonykart	Tatum Racing	54.038	0.587	54.038	
23	644	Sascha-Pio HAIDA	DEU	Birel	Haida Motorsport	54.048	0.597		54.048
24	609	Haralds GARKAKLIS	LVA	Gillard	MRG Racing	54.063	0.612	54.063	
25	718	Tamsin GERMAIN	GBR	Gillard	DG Racing	54.085	0.634		54.085
26	649	Alexander ZENKIN	RUS	Intrepid	Intrepid Driver Program	54.109	0.658	54.109	
27	658	Janno THEUSSING	NLD	Gillard	PDB Racing	54.216	0.765		54.216
28	611	ERWIN MONTFOORT	NLD	Gillard	Montfoort Motorsport	54.237	0.786		54.237
29	652	Damien VUILLAUME	FRA	Flandria	Flandria Competition Kart	54.238	0.787		54.238
30	659	Giel BRONDER	NLD	Gillard	PDB Racing	54.276	0.825		54.276
31	633	Alexis COURSAULT	FRA	Birel	MGT	54.287	0.836	54.287	
32	725	Igor MUKHIN	RUS	Intrepid	Intrepid Driver Program	54.291	0.840	54.291	
33	641	Tomas PYTTLIK	GBR	Alonso		54.596	1.145	54.596	
34	746	Dennis KROES	NLD	Tonykart	Team Kroes	54.738	1.287	54.738	
35	735	Chris GROEN	NLD	Kosmic	Team Kroes	54.807	1.356	54.807	
36	624	Anna-Lisa DREYSPRING	DEU	CRG	TAD Racing	54.869	1.418	54.869	
37	700	Christophe ADAMS	FRA	Formula K	Sporting Formula K France	54.922	1.471		54.922
38	730	Normunds STANEVICS	LVA	Gillard	MRG Racing	54.933	1.482	54.933	
39	623	Marcel STEINERT	DEU	Tonykart	KSW Racing	54.994	1.543		54.994
40	676	Luke VAN RENSBURG	ZAF	CRG	CRG Holland	55.117	1.666		55.117
41	777	Lourens VAN RENSBURG	ZAF	CRG	CRG Holland	55.117	1.666		55.117
42	626	Andrey STEPANOV	RUS	Intrepid	Intrepid Driver Program	55.686	2.235		55.686
43	736	Maxim SHAPOSHNIKOV	RUS	Kosmic	TBA	55.972	2.521	55.972	
44	660	Maxi FLEISCHMANN	DEU	Mach 1	Mach 1	1:13.711	20.260		1:13.711
45	628	Ben COOPER	CAN	Birel	KMS Europe				

## Announcements

These results are provisional until the conclusion of any judicial and technical matters

No. 642 + 651 + 621 + 639 + 656 excluded from Qualifying Practice / reason technical non conformity

No. 740 + 732 + 654 + 655 + 748 excluded from Qualifying Practice / reason technical non conformity



# Rotax Euro Challenge 2013 Genk / Belgium

Rotax DD2

Genk / Belgium 1,360 Km

Total result Qualifying Group D1/D2

Pos	No.	Name	Nat.	Chassis	Race Team	Total Best Tm	Diff	QD1 Best Tm	QD2 Best Tm
DQ	748	Mikko LAINE	FIN	Formula K	Mikko Laine				
DQ	740	Mathias BAUMEISTER	DEU	Tonykart	KSW Racing				
DQ	732	Marc BERTEAUX	FRA	Birel	MGT				
DQ	656	Julien RENAUDIN	FRA	Sodi	KPR				
DQ	651	Andreas STIEHR	DEU	Intrepid	KSW Racing				
DQ	655	Karel FRANSSEN	BEL	Zanardi	Schepers Racing				
DQ	642	Niklas OLSEN	DNK	Praga	Josh Hart Racing				
DQ	654	Martins LAPINS	LVA	Energy	RKV Racing				
DQ	639	Maxime GRAVOUILLE	FRA	Sodi	Kart Pro Racing				
DQ	621	MARTINS STEINERTS	LVA	MS Kart	MS Kart Racing Team				

## Announcements

These results are provisional until the conclusion of any judicial and technical matters

No. 642 + 651 + 621 + 639 + 656 excluded from Qualifying Practice / reason technical non conformity

No. 740 + 732 + 654 + 655 + 748 excluded from Qualifying Practice / reason technical non conformity

**Heat organization  
Rotax Euro Challenge 2013  
Genk / Belgium  
Rotax Max DD2 Group A**

Group	Pos	No.	Firstname	Lastname	Class	Overall BestTm
Group A	1	638	Sean	BABINGTON	DD2	53 451
Group A	5	602	MIIKA	LAIHO	DD2	53 551
Group A	9	637	Alexandre	FINKELSTEIN	DD2	53 720
Group A	13	604	PATRICK	PEARCE	DD2	53 824
Group A	17	615	Marcel	SCHIRMER	DD2	53 965
Group A	21	634	Christophe	RAYMAKERS	DD2	54 028
Group A	25	718	Tamsin	GERMAIN	DD2	54 085
Group A	29	652	Damien	VUILLAUME	DD2	54 238
Group A	33	641	Tomas	PYTTLIK	DD2	54 596
Group A	37	700	Christophe	ADAMS	DD2	54 922
Group A	41	777	Lourens	VAN RENSBURG	DD2	55 117
Group A	45	628	Ben	COOPER	DD2	0
Group A	49	656	Julien	RENAUDIN	DD2	DQ
Group A	53	654	Martins	LAPINS	DD2	DQ



Clerk of the course Nigel Edwards:

Stewards (Chairman) Horst Seidel:

Scrutineer Paul Klaassen:

Timekeeping Ingrid/Meik Wagner:

Printed: 2013-03-29 19:12

Posted at: h

**Heat organization  
Rotax Euro Challenge 2013  
Genk / Belgium  
Rotax Max DD2 Group B**

Group	Pos	No.	Firstname	Lastname	Class	Overall BestTm
Group B	2	629	Ferenc	KANCSAR	DD2	53 451
Group B	6	601	Mathias	DETIGE	DD2	53 555
Group B	10	608	Kevin	LUDI	DD2	53 725
Group B	14	606	Lucas	ORROCK	DD2	53 830
Group B	18	617	Luka	KAMALI	DD2	53 996
Group B	22	719	Florent	LAMBERT	DD2	54 038
Group B	26	649	Alexander	ZENKIN	DD2	54 109
Group B	30	659	Giel	BRONDER	DD2	54 276
Group B	34	746	Dennis	KROES	DD2	54 738
Group B	38	730	Normunds	STANEVICS	DD2	54 933
Group B	42	626	Andrey	STEPANOV	DD2	55 686
Group B	46	748	Mikko	LAINÉ	DD2	DQ
Group B	50	651	Andreas	STIEHR	DD2	DQ
Group B	54	639	Maxime	GRAVOUILLE	DD2	DQ



Clerk of the course Nigel Edwards:

Stewards (Chairman) Horst Seidel:

Scrutineer Paul Klaassen:

Timekeeping Ingrid/Meik Wagner:

Printed: 2013-03-29 19:12

Posted at: h

**Heat organization  
Rotax Euro Challenge 2013  
Genk / Belgium  
Rotax Max DD2 Group C**

Group	Pos	No.	Firstname	Lastname	Class	Overall BestTm
Group C	3	603	Xen	DE RUWE	DD2	53 486
Group C	7	631	Barrie	PULLINGER	DD2	53 617
Group C	11	616	Antti	RAMMO	DD2	53 745
Group C	15	622	Andreas	BACKMAN	DD2	53 867
Group C	19	645	Chris	STERKEN	DD2	54 000
Group C	23	644	Sascha-Pio	HAIDA	DD2	54 048
Group C	27	658	Janno	THEUSSING	DD2	54 216
Group C	31	633	Alexis	COURSAULT	DD2	54 287
Group C	35	735	Chris	GROEN	DD2	54 807
Group C	39	623	Marcel	STEINERT	DD2	54 994
Group C	43	736	Maxim	SHAPOSHNIKOV	DD2	55 972
Group C	47	740	Mathias	BAUMEISTER	DD2	DQ
Group C	51	655	Karel	FRANSSEN	DD2	DQ
Group C	55	621	MARTINS	STEINERTS	DD2	DQ



Clerk of the course Nigel Edwards:

Stewards (Chairman) Horst Seidel:

Scrutineer Paul Klaassen:

Timekeeping Ingrid/Meik Wagner:

Printed: 2013-03-29 19:12

posted at: h

**Heat organization  
Rotax Euro Challenge 2013  
Genk / Belgium  
Rotax Max DD2 Group D**

Group	Pos	No.	Firstname	Lastname	Class	Overall BestTm
Group D	4	653	Sandro	LUKOVIC	DD2	53 509
Group D	8	627	Shaun	SLAVIN	DD2	53 627
Group D	12	650	Mario	VENDLA	DD2	53 745
Group D	16	643	Pascal	MARSCHALL	DD2	53 904
Group D	20	647	Alex	BEGGI	DD2	54 003
Group D	24	609	Haralds	GARKAKLIS	DD2	54 063
Group D	28	611	ERWIN	MONTFOORT	DD2	54 237
Group D	32	725	Igor	MUKHIN	DD2	54 291
Group D	36	624	Anna-Lisa	DREYSPRING	DD2	54 869
Group D	40	676	Luke	VAN RENSBURG	DD2	55 117
Group D	44	660	Maxi	FLEISCHMANN	DD2	1:13.711
Group D	48	732	Marc	BERTEAUX	DD2	DQ
Group D	52	642	Niklas	OLSEN	DD2	DQ



Clerk of the course Nigel Edwards:

Stewards (Chairman) Horst Seidel:

Scrutineer Paul Klaassen:

Timekeeping Ingrid/Meik Wagner:

Printed: 2013-03-29 19:12

posted at: h

Rotax Euro Challenge 2013  
 Class: Rotax Max DD2  
 Date/Time: 2013-03-30 11:30

Track: Genk / Belgium  
 Heat: Race 5 Qualifying Heat 1 A+B  
 Laps: 10

Edition 1

			18			
	35			36		
			17			
	33			34		
			16			
	31			32		
			15			
	29			30		
Martins LAPINS	654	Group A DQ	14	Maxime GRAVOUILLE	639	Group B DQ
	27				28	
Julien RENAUDIN	656	Group A DQ	13	Andreas STIEHR	651	Group B DQ
	25				26	
Ben COOPER	628	Group A 0	12	Mikko LAINE	748	Group B DQ
	23				24	
Lourens VAN RENSBURG	777	Group A 55 117	11	Andrey STEPANOV	626	Group B 55 686
	21				22	
Christophe ADAMS	700	Group A 54 922	10	Normunds STANEVICS	730	Group B 54 933
	19				20	
Tomas PYTTLIK	641	Group A 54 596	9	Dennis KROES	746	Group B 54 738
	17				18	
Damien VUILLAUME	652	Group A 54 238	8	Giel BRONDER	659	Group B 54 276
	15				16	
Tamsin GERMAIN	718	Group A 54 085	7	Alexander ZENKIN	649	Group B 54 109
	13				14	
Christophe RAYMAKERS	634	Group A 54 028	6	Florent LAMBERT	719	Group B 54 038
	11				12	
Marcel SCHIRMER	615	Group A 53 965	5	Luka KAMALI	617	Group B 53 996
	9				10	
PATRICK PEARCE	604	Group A 53 824	4	Lucas ORROCK	606	Group B 53 830
	7				8	
Alexandre FINKELSTEIN	637	Group A 53 720	3	Kevin LUDI	608	Group B 53 725
	5				6	
MIIKA LAIHO	602	Group A 53 551	2	Mathias DETIGE	601	Group B 53 555
	3				4	
Sean BABINGTON	638	Group A 53 451	1	Ferenc KANCSAR	629	Group B 53 451
	1		Row		2	

Pole Position

Clerk of the course Nigel Edwards:  
 Stewards (Chairman) Horst Seidel:

Scrutineer Paul Klaassen:  
 Timekeeping Ingrid/Meik Wagner:

Rotax Euro Challenge 2013  
 Class: Rotax Max DD2  
 Date/Time: 2013-03-30 11:50

Track: Genk / Belgium  
 Heat: Race 6 Qualifying Heat 2 C+D  
 Laps: 10

Edition 1

	35	18		36
	33	17		34
	31	16		32
	29	15		30
MARTINS STEINERTS	621	14		28
	27	13	Niklas OLSEN	642
Karel FRANSSEN	655			26
	25	12	Marc BERTEAUX	732
Mathias BAUMEISTER	740			24
	23	11	Maxi FLEISCHMANN	660
Maxim SHAPOSHNIKOV	736			22
	21	10	Luke VAN RENSBURG	676
Marcel STEINERT	623			20
	19	9	Anna-Lisa DREYSPRING	624
Chris GROEN	735			18
	17	8	Igor MUKHIN	725
Alexis COURSALT	633			16
	15	7	ERWIN MONTFOORT	611
Janno THEUSSING	658			14
	13	6	Haralds GARKAKLIS	609
Sascha-Pio HAIDA	644			12
	11	5	Alex BEGGI	647
Chris STERKEN	645			10
	9	4	Pascal MARSCHALL	643
Andreas BACKMAN	622			8
	7	3	Mario VENDLA	650
Antti RAMMO	616			6
	5	2	Shaun SLAVIN	627
Barrie PULLINGER	631			4
	3	1	Sandro LUKOVIC	653
Xen DE RUWE	603			2
	1			

Pole Position

Clerk of the course Nigel Edwards:  
 Stewards (Chairman) Horst Seidel:

Scrutineer Paul Klaassen:  
 Timekeeping Ingrid/Meik Wagner:



Rotax Euro Challenge 2013  
 Class: Rotax Max DD2  
 Date/Time: 2013-03-30 14:40

Track:  
 Heat:  
 Laps:

Genk / Belgium  
 Race 13 Qualifying Heat 3 B+C  
 10

Edition 1

			18			
	35			36		
			17			
	33			34		
			16			
	31			32		
			15			
	29			30		
Maxime GRAVOUILLE	639	Group B DQ	14	MARTINS STEINERTS	621	Group C DQ
	27				28	
Andreas STIEHR	651	Group B DQ	13	Karel FRANSSEN	655	Group C DQ
	25				26	
Mikko LAINE	748	Group B DQ	12	Mathias BAUMEISTER	740	Group C DQ
	23				24	
Andrey STEPANOV	626	Group B 55 686	11	Maxim SHAPOSHNIKOV	736	Group C 55 972
	21				22	
Normunds STANEVICS	730	Group B 54 933	10	Marcel STEINERT	623	Group C 54 994
	19				20	
Dennis KROES	746	Group B 54 738	9	Chris GROEN	735	Group C 54 807
	17				18	
Giel BRONDER	659	Group B 54 276	8	Alexis COURSAULT	633	Group C 54 287
	15				16	
Alexander ZENKIN	649	Group B 54 109	7	Janno THEUSSING	658	Group C 54 216
	13				14	
Florent LAMBERT	719	Group B 54 038	6	Sascha-Pio HAIDA	644	Group C 54 048
	11				12	
Luka KAMALI	617	Group B 53 996	5	Chris STERKEN	645	Group C 54 000
	9				10	
Lucas ORROCK	606	Group B 53 830	4	Andreas BACKMAN	622	Group C 53 867
	7				8	
Kevin LUDI	608	Group B 53 725	3	Antti RAMMO	616	Group C 53 745
	5				6	
Mathias DETIGE	601	Group B 53 555	2	Barrie PULLINGER	631	Group C 53 617
	3				4	
Ferenc KANCSAR	629	Group B 53 451	1	Xen DE RUWE	603	Group C 53 486
	1				2	

Pole Position

Clerk of the course Nigel Edwards:  
 Stewards (Chairman) Horst Seidel:

Scrutineer Paul Klaassen:  
 Timekeeping Ingrid/Meik Wagner:

Rotax Euro Challenge 2013  
 Class: Rotax Max DD2  
 Date/Time: 2013-03-30 15:00

Track:  
 Heat:  
 Laps:

Genk / Belgium  
 Race 14 Qualifying Heat 4 A+D  
 10

Edition 1

			18	
	35			36
			17	
	33			34
			16	
	31			32
			15	
	29			30
Martins LAPINS	654	Group A DQ	14	
	27			28
Julien RENAUDIN	656	Group A DQ	13	Niklas OLSEN
	25			642
Ben COOPER	628	Group A 0	12	Marc BERTEAUX
	23			732
Lourens VAN RENSBURC	777	Group A 55 117	11	Maxi FLEISCHMANN
	21			660
Christophe ADAMS	700	Group A 54 922	10	Luke VAN RENSBURC
	19			676
Tomas PYTTLIK	641	Group A 54 596	9	Anna-Lisa DREYSPRING
	17			624
Damien VUILLAUME	652	Group A 54 238	8	Igor MUKHIN
	15			725
Tamsin GERMAIN	718	Group A 54 085	7	ERWIN MONTFOORT
	13			611
Christophe RAYMAKERS	634	Group A 54 028	6	Haralds GARKAKLIS
	11			609
Marcel SCHIRMER	615	Group A 53 965	5	Alex BEGGI
	9			647
PATRICK PEARCE	604	Group A 53 824	4	Pascal MARSCHALL
	7			643
Alexandre FINKELSTEIN	637	Group A 53 720	3	Mario VENDLA
	5			650
MIIKA LAIHO	602	Group A 53 551	2	Shaun SLAVIN
	3			627
Sean BABINGTON	638	Group A 53 451	1	Sandro LUKOVIC
	1			653
			Row	2

Pole Position

Clerk of the course Nigel Edwards:  
 Stewards (Chairman) Horst Seidel:

Scrutineer Paul Klaassen:  
 Timekeeping Ingrid/Meik Wagner:

Rotax Euro Challenge 2013  
 Class: Rotax Max DD2  
 Date/Time: 2013-03-30 17:40

Track: Genk / Belgium  
 Heat: Race 21 Qualifying Heat 5 A+C  
 Laps: 10

Edition 1

	18	
35		36
	17	
33		34
	16	
31		32
	15	
29		30
Martins LAPINS Group A DQ	14	MARTINS STEINERTS Group C DQ
654		621
27		28
Julien RENAUDIN Group A DQ	13	Karel FRANSSEN Group C DQ
656		655
25		26
Ben COOPER Group A 0	12	Mathias BAUMEISTER Group C DQ
628		740
23		24
Lourens VAN RENSBURG Group A 55 117	11	Maxim SHAPOSHNIKOV Group C 55 972
777		736
21		22
Christophe ADAMS Group A 54 922	10	Marcel STEINERT Group C 54 994
700		623
19		20
Tomas PYTTLIK Group A 54 596	9	Chris GROEN Group C 54 807
641		735
17		18
Damien VUILLAUME Group A 54 238	8	Alexis COURSAULT Group C 54 287
652		633
15		16
Tamsin GERMAIN Group A 54 085	7	Janno THEUSSING Group C 54 216
718		658
13		14
Christophe RAYMAKERS Group A 54 028	6	Sascha-Pio HAIDA Group C 54 048
634		644
11		12
Marcel SCHIRMER Group A 53 965	5	Chris STERKEN Group C 54 000
615		645
9		10
PATRICK PEARCE Group A 53 824	4	Andreas BACKMAN Group C 53 867
604		622
7		8
Alexandre FINKELSTEIN Group A 53 720	3	Antti RAMMO Group C 53 745
637		616
5		6
MIIKA LAIHO Group A 53 551	2	Barrie PULLINGER Group C 53 617
602		631
3		4
Sean BABINGTON Group A 53 451	1	Xen DE RUWE Group C 53 486
638		603
1		2

Pole Position

Clerk of the course Nigel Edwards:  
 Stewards (Chairman) Horst Seidel:

Scrutineer Paul Klaassen:  
 Timekeeping Ingrid/Meik Wagner:

Rotax Euro Challenge 2013  
 Class: Rotax Max DD2  
 Date/Time: 2013-03-30 18:00

Track:  
 Heat:  
 Laps:

Genk / Belgium  
 Race 22 Qualifying Heat 6 B+D  
 10

Edition 1

	18	
35		36
	17	
33		34
	16	
31		32
	15	
29		30
Maxime GRAVOUILLE	14	Group B DQ
639		28
27		
Andreas STIEHR	13	Group B DQ
651		Niklas OLSEN
25		642
		Group D DQ
Mikko LAINE	12	Group D DQ
748		Marc BERTEAUX
23		732
		Group D DQ
Andrey STEPANOV	11	Group D 1:13.711
626		Maxi FLEISCHMANN
21		660
		Group D 55 686
Normunds STANEVICS	10	Group D 55 117
730		Luke VAN RENSBURG
19		676
		Group D 55 117
Dennis KROES	9	Group D 54 869
746		Anna-Lisa DREYSPRING
17		624
		Group D 54 869
Giel BRONDER	8	Group D 54 291
659		Igor MUKHIN
15		725
		Group D 54 291
Alexander ZENKIN	7	Group D 54 237
649		ERWIN MONTFOORT
13		611
		Group D 54 237
Florent LAMBERT	6	Group D 54 063
719		Haralds GARKAKLIS
11		609
		Group D 54 063
Luka KAMALI	5	Group D 54 003
617		Alex BEGGI
9		647
		Group D 54 003
Lucas ORROCK	4	Group D 53 904
606		Pascal MARSCHALL
7		643
		Group D 53 904
Kevin LUDI	3	Group D 53 745
608		Mario VENDLA
5		650
		Group D 53 745
Mathias DETIGE	2	Group D 53 627
601		Shaun SLAVIN
3		627
		Group D 53 627
Ferenc KANCSAR	1	Group D 53 509
629		Sandro LUKOVIC
1		653
		Group D 53 509

Pole Position

Row

2

Clerk of the course Nigel Edwards:  
 Stewards (Chairman) Horst Seidel:

Scrutineer Paul Klaassen:  
 Timekeeping Ingrid/Meik Wagner:



# Rotax Euro Challenge 2013 Genk / Belgium

Rotax DD2

Genk / Belgium 1,360 Km

Warm up Even Numbers

2013-03-30 09:40

Practice (5:00 Time) started at 9:40:01

Pos	No.	Name	Nat.	Chassis	Race Team	Laps	Best Tm	Diff	Gap In Lap	km/h
1	622	Andreas BACKMAN	SWE	Tonykart	Strawberry Racing	6	53.908			6 90,821
2	606	Lucas ORROCK	GBR	Kosmic	Team Orrok	6	54.003	0.095	0.095	6 90,662
3	638	Sean BABINGTON	GBR	Alonso	Dan Holland Racing	6	54.076	0.168	0.073	6 90,539
4	634	Christophe RAYMAKERS	BEL	Gillard	DFK	6	54.121	0.213	0.045	6 90,464
5	654	Martins LAPINS	LVA	Energy	RKV Racing	6	54.308	0.400	0.187	6 90,152
6	602	MIIKA LAIHO	FIN	Tonykart	MPT Racing	5	54.333	0.425	0.025	5 90,111
7	616	Antti RAMMO	EST	Tonykart	Aix Racing Team	6	54.368	0.460	0.035	5 90,053
8	608	Kevin LUDI	CHE	Birel	Spirit Racing	5	54.384	0.476	0.016	5 90,026
9	732	Marc BERTEAUX	FRA	Birel	MGT	5	54.385	0.477	0.001	4 90,025
10	604	PATRICK PEARCE	GBR	Tonykart	Tatum Racing	5	54.393	0.485	0.008	4 90,012
11	650	Mario VENDLA	EST	Zanardi	AGS Racing	5	54.485	0.577	0.092	4 89,860
12	628	Ben COOPER	CAN	Birel	KMS Europe	5	54.525	0.617	0.040	4 89,794
13	644	Sascha-Pio HAIDA	DEU	Birel	Haida Motorsport	5	54.561	0.653	0.036	4 89,734
14	652	Damien VUILLAUME	FRA	Flandria	Flandria Competition Kart	5	54.575	0.667	0.014	5 89,711
15	658	Janno THEUSSING	NLD	Gillard	PDB Racing	5	54.608	0.700	0.033	4 89,657
16	660	Maxi FLEISCHMANN	DEU	Mach 1	Mach 1	5	54.627	0.719	0.019	5 89,626
17	642	Niklas OLSEN	DNK	Praga	Josh Hart Racing	6	54.705	0.797	0.078	5 89,498
18	718	Tamsin GERMAIN	GBR	Gillard	DG Racing	5	54.752	0.844	0.047	4 89,421
19	656	Julien RENAUDIN	FRA	Sodi	KPR	5	54.757	0.849	0.005	4 89,413
20	748	Mikko LAINE	FIN	Formula K	Mikko Laine	5	55.026	1.118	0.269	4 88,976
21	700	Christophe ADAMS	FRA	Formula K	Sporting Formula K France	5	55.029	1.121	0.003	5 88,971
22	676	Luke VAN RENSBURG	ZAF	CRG	CRG Holland	5	55.302	1.394	0.273	4 88,532
23	626	Andrey STEPANOV	RUS	Intrepid	Intrepid Driver Program	5	55.318	1.410	0.016	5 88,506
24	624	Anna-Lisa DREYSPRING	DEU	CRG	TAD Racing	5	55.345	1.437	0.027	5 88,463
25	730	Normunds STANEVICS	LVA	Gillard	MRG Racing	5	55.367	1.459	0.022	4 88,428
26	740	Mathias BAUMEISTER	DEU	Tonykart	KSW Racing	5	55.632	1.724	0.265	5 88,007
27	746	Dennis KROES	NLD	Tonykart	Team Kroes	5	56.044	2.136	0.412	3 87,360
28	736	Maxim SHAPOSHNIKOV	RUS	Kosmic	TBA	5	56.354	2.446	0.310	5 86,879



# Rotax Euro Challenge 2013 Genk / Belgium

Rotax DD2 Genk / Belgium 1,360 Km  
 Warm up Even Numbers 2013-03-30 09:40

Practice (5:00 Time) started at 9:40:01

Lap	Time of Day	Lap Tm	Diff	S1 Tm	S2 Tm	S3 Tm	Lap	Time of Day	Lap Tm	Diff	S1 Tm	S2 Tm	S3 Tm
<b>(622) Andreas BACKMAN</b>							3	9:43:14.227	55.036	+0.651	22.088	16.430	16.518
1	9:41:16.382	1:02.030	+8.122	26.344	17.971	17.715	4	9:44:08.612	<b>54.385</b>	<b>21.866</b>	<b>16.180</b>	<b>16.339</b>	<b>16.339</b>
2	9:42:12.192	55.810	+1.902	22.528	16.643	16.639	5	9:45:12.221	1:03.609	+9.224	23.656	23.074	16.879
3	9:43:06.630	54.438	+0.530	21.752	16.259	16.427	<b>(604) PATRICK PEARCE</b>						
4	9:44:01.248	54.618	+0.710	21.981	16.407	<b>16.230</b>	1	9:41:33.038	1:07.774	+13.381	29.989	19.999	17.786
5	9:44:55.476	54.228	+0.320	21.699	16.206	16.323	2	9:42:29.824	56.786	+2.393	22.894	16.871	17.021
6	9:45:49.384	<b>53.908</b>	<b>21.520</b>	<b>16.101</b>	<b>16.287</b>		3	9:43:25.149	55.325	+0.932	22.412	16.520	16.393
<b>(606) Lucas ORROCK</b>							4	9:44:19.542	<b>54.393</b>	21.758	16.251	<b>16.384</b>	<b>16.384</b>
1	9:41:13.217	59.942	+5.939	25.803	17.313	16.826	5	9:45:14.123	54.581	+0.188	<b>21.655</b>	<b>16.246</b>	16.680
2	9:42:08.463	55.246	+1.243	22.082	16.644	16.520	<b>(650) Mario VENDLA</b>						
3	9:43:03.072	54.609	+0.606	21.842	16.353	16.414	1	9:41:20.828	1:04.226	+9.741	28.625	18.092	17.509
4	9:43:57.248	54.176	+0.173	<b>21.523</b>	16.274	16.379	2	9:42:17.574	56.746	+2.261	23.163	16.946	16.637
5	9:44:51.315	54.067	+0.064	21.537	16.174	16.356	3	9:43:13.682	56.108	+1.623	23.032	16.578	16.498
6	9:45:45.318	<b>54.003</b>		21.523	<b>16.160</b>	<b>16.320</b>	4	9:44:08.167	<b>54.485</b>	21.820	<b>16.274</b>	<b>16.391</b>	<b>16.391</b>
<b>(638) Sean BABINGTON</b>							5	9:45:03.080	54.913	+0.428	<b>21.800</b>	16.666	16.447
1	9:41:21.696	1:04.846	+10.770	28.664	18.640	17.542	<b>(628) Ben COOPER</b>						
2	9:42:17.759	56.063	+1.987	22.598	16.804	16.661	1	9:41:28.551	1:06.663	+12.138	28.820	19.944	17.899
3	9:43:13.038	55.279	+1.203	22.393	16.434	16.452	2	9:42:25.586	57.035	+2.510	23.248	16.877	16.910
4	9:44:07.417	54.379	+0.303	21.666	16.314	16.399	3	9:43:20.776	55.190	+0.665	22.087	16.525	16.578
5	9:45:01.560	54.143	+0.067	21.850	<b>16.070</b>	<b>16.223</b>	4	9:44:15.301	<b>54.525</b>	21.809	<b>16.244</b>	<b>16.472</b>	<b>16.472</b>
6	9:45:55.636	<b>54.076</b>	<b>21.556</b>	16.231	16.289		5	9:45:09.887	54.586	+0.061	<b>21.766</b>	16.389	<b>16.431</b>
<b>(634) Christophe RAYMAKERS</b>							<b>(644) Sascha-Pio HAIDA</b>						
1	9:41:12.445	1:01.791	+7.670	26.599	17.884	17.308	1	9:41:25.384	1:06.228	+11.667	28.661	18.907	18.660
2	9:42:08.906	56.461	+2.340	22.489	17.285	16.687	2	9:42:25.700	1:00.316	+5.755	24.247	18.493	17.576
3	9:43:03.782	54.876	+0.755	21.990	16.384	16.502	3	9:43:21.354	55.654	+1.093	22.545	16.573	16.536
4	9:43:58.328	54.546	+0.425	21.824	16.317	16.405	4	9:44:15.915	<b>54.561</b>	21.798	<b>16.314</b>	<b>16.449</b>	<b>16.449</b>
5	9:44:52.556	54.228	+0.107	21.640	16.200	16.388	5	9:45:10.697	54.782	+0.221	<b>21.618</b>	16.474	16.690
6	9:45:46.677	<b>54.121</b>	<b>21.625</b>	<b>16.156</b>	<b>16.340</b>		<b>(652) Damien VUILLAUME</b>						
<b>(644) Martins LAPINS</b>							1	9:41:14.453	1:01.060	+6.485	26.204	17.589	17.267
1	9:41:15.577	1:01.891	+7.583	26.585	18.047	17.259	2	9:42:10.500	56.047	+1.472	22.787	16.637	16.623
2	9:42:11.311	55.734	+1.426	22.477	16.630	16.627	3	9:43:05.347	54.847	+0.272	22.009	16.336	16.502
3	9:43:06.344	55.033	+0.725	22.159	16.378	16.496	4	9:43:59.987	54.640	+0.065	21.886	<b>16.295</b>	<b>16.459</b>
4	9:44:01.166	54.822	+0.514	22.195	16.259	<b>16.368</b>	5	9:44:54.562	<b>54.575</b>	<b>21.790</b>	16.307	16.478	
5	9:44:55.967	54.801	+0.493	22.071	16.302	16.428	<b>(658) Janno THEUSSING</b>						
6	9:45:50.275	<b>54.308</b>	<b>21.679</b>	<b>16.208</b>	16.421		1	9:41:23.081	1:05.138	+10.530	28.488	18.905	17.745
<b>(602) MIIKA LAIHO</b>							2	9:42:19.543	56.462	+1.854	23.000	16.743	16.719
1	9:41:37.023	1:09.686	+15.353	31.397	20.285	18.004	3	9:43:14.609	55.066	+0.458	22.044	16.453	16.569
2	9:42:33.895	56.872	+2.539	23.264	16.810	16.798	4	9:44:09.217	<b>54.608</b>	21.928	<b>16.293</b>	<b>16.387</b>	<b>16.387</b>
3	9:43:29.518	55.623	+1.290	22.766	16.423	16.434	5	9:45:03.892	54.675	+0.067	<b>21.792</b>	16.440	16.443
4	9:44:26.823	57.305	+2.972	<b>21.707</b>	18.161	17.437	<b>(660) Maxi FLEISCHMANN</b>						
5	9:45:21.156	<b>54.333</b>	<b>21.714</b>	<b>16.203</b>	<b>16.416</b>		1	9:41:24.957	1:04.979	+10.352	28.634	18.395	17.950
<b>(616) Antti RAMMO</b>							2	9:42:21.666	56.709	+2.082	22.802	17.011	16.896
1	9:41:19.724	1:04.466	+10.098	28.387	18.394	17.685	3	9:43:16.914	55.248	+0.621	22.153	16.532	16.563
2	9:42:16.130	56.406	+2.038	22.940	16.755	16.711	4	9:44:12.044	55.130	+0.503	21.885	16.656	16.589
3	9:43:11.194	55.064	+0.696	22.108	16.421	16.535	5	9:45:06.671	<b>54.627</b>	<b>21.817</b>	<b>16.359</b>	<b>16.451</b>	
4	9:44:05.791	54.597	+0.229	21.830	16.299	16.468	<b>(642) Niklas OLSEN</b>						
5	9:45:00.159	<b>54.368</b>	<b>21.739</b>	<b>16.233</b>	<b>16.396</b>	<b>16.396</b>	1	9:41:16.471	1:04.923	+10.218	28.211	18.758	17.954
6	9:45:54.567	54.408	+0.040	<b>21.706</b>	16.262	16.440	2	9:42:13.040	56.569	+1.864	22.891	16.892	16.786
<b>(608) Kevin LUDI</b>							3	9:43:08.692	55.652	+0.947	22.031	16.491	17.130
1	9:41:37.334	1:08.407	+14.023	30.670	19.915	17.822	4	9:44:03.864	55.172	+0.467	22.081	16.526	16.565
2	9:42:34.230	56.896	+2.512	23.196	16.824	16.876	5	9:44:58.569	<b>54.705</b>	21.841	<b>16.296</b>	<b>16.568</b>	<b>16.568</b>
3	9:43:29.181	54.951	+0.567	22.174	16.390	16.387	6	9:45:53.330	54.761	+0.056	<b>21.791</b>	16.450	<b>16.520</b>
4	9:44:28.145	58.964	+4.580	<b>21.764</b>	20.498	16.702	<b>(718) Tamsin GERMAIN</b>						
5	9:45:22.529	<b>54.384</b>	<b>21.889</b>	<b>16.168</b>	<b>16.327</b>		1	9:41:20.722	1:04.667	+9.915	28.397	18.675	17.595
<b>(732) Marc BERTEAUX</b>							2	9:42:17.499	56.777	+2.025	22.981	17.041	16.755
1	9:41:22.568	1:07.036	+12.651	29.809	19.225	18.002	3	9:43:12.603	55.104	+0.352	22.057	16.560	<b>16.487</b>
2	9:42:19.191	56.623	+2.238	22.888	16.907	16.828	4	9:44:07.355	<b>54.752</b>	<b>21.882</b>	<b>16.336</b>	<b>16.534</b>	



# Rotax Euro Challenge 2013 Genk / Belgium

Rotax DD2

Genk / Belgium 1,360 Km

Warm up Even Numbers

2013-03-30 09:40

Practice (5:00 Time) started at 9:40:01

Lap	Time of Day	Lap Tm	Diff	S1 Tm	S2 Tm	S3 Tm	Lap	Time of Day	Lap Tm	Diff	S1 Tm	S2 Tm	S3 Tm
5	9:45:03.316	55.961	+1.209	22.418	17.044	16.499	1	9:41:31.071	1:07.715	+11.361	30.238	19.287	18.190
<b>(656) Julien RENAUDIN</b>							2	9:42:29.971	58.900	+2.546	23.648	17.677	17.575
1	9:41:25.819	1:05.054	+10.297	29.117	18.398	17.539	3	9:43:27.569	57.598	+1.244	23.355	17.189	<b>17.054</b>
2	9:42:22.948	57.129	+2.372	23.049	17.177	16.903	4	9:44:25.012	57.443	+1.089	23.039	16.952	17.452
3	9:43:18.044	55.096	+0.339	22.033	16.497	16.566	5	9:45:21.366	<b>56.354</b>		<b>22.527</b>	<b>16.766</b>	17.061
4	9:44:12.801	<b>54.757</b>		<b>21.862</b>	<b>16.442</b>	<b>16.453</b>							
5	9:45:08.227	55.426	+0.669	21.904	16.928	16.594							
<b>(748) Mikko LAINE</b>													
1	9:41:29.307	1:08.271	+13.245	30.147	19.597	18.527							
2	9:42:26.801	57.494	+2.468	23.281	17.249	16.964							
3	9:43:22.347	55.546	+0.520	22.332	16.500	16.714							
4	9:44:17.373	<b>55.026</b>		22.007	<b>16.380</b>	<b>16.639</b>							
5	9:45:12.440	55.067	+0.041	<b>21.778</b>	16.448	16.841							
<b>(700) Christophe ADAMS</b>													
1	9:41:30.116	1:07.102	+12.073	29.547	19.361	18.194							
2	9:42:28.177	58.061	+3.032	23.581	17.417	17.063							
3	9:43:23.845	55.668	+0.639	22.440	16.688	<b>16.540</b>							
4	9:44:18.965	55.120	+0.091	22.060	<b>16.369</b>	16.691							
5	9:45:13.994	<b>55.029</b>		<b>21.892</b>	16.421	16.716							
<b>(676) Luke VAN RENSBURG</b>													
1	9:41:24.312	1:07.416	+12.114	29.460	19.965	17.991							
2	9:42:23.112	58.800	+3.498	23.299	17.304	18.197							
3	9:43:19.080	55.968	+0.666	22.645	16.616	<b>16.707</b>							
4	9:44:14.382	<b>55.302</b>		21.928	<b>16.588</b>	16.786							
5	9:45:09.996	55.614	+0.312	<b>21.886</b>	16.868	16.860							
<b>(626) Andrey STEPANOV</b>													
1	9:41:29.627	1:14.355	+19.037	34.943	20.346	19.066							
2	9:42:29.667	1:00.040	+4.722	24.465	18.084	17.491							
3	9:43:28.143	58.476	+3.158	23.876	17.597	17.003							
4	9:44:24.715	56.572	+1.254	22.582	16.935	17.055							
5	9:45:20.033	<b>55.318</b>		<b>22.145</b>	<b>16.590</b>	<b>16.583</b>							
<b>(624) Anna-Lisa DREYSPRING</b>													
1	9:41:32.101	1:08.508	+13.163	30.739	19.391	18.378							
2	9:42:30.517	58.416	+3.071	23.809	17.502	17.105							
3	9:43:27.869	57.352	+2.007	22.900	17.480	16.972							
4	9:44:23.475	55.606	+0.261	22.277	16.619	<b>16.710</b>							
5	9:45:18.820	<b>55.345</b>		<b>22.113</b>	<b>16.464</b>	16.768							
<b>(730) Normunds STANEVICS</b>													
1	9:41:24.844	1:06.315	+10.948	28.911	19.137	18.267							
2	9:42:23.412	58.568	+3.201	23.666	17.439	17.463							
3	9:43:19.584	56.172	+0.805	22.680	16.681	16.811							
4	9:44:14.951	<b>55.367</b>		22.178	<b>16.587</b>	<b>16.602</b>							
5	9:45:10.777	55.826	+0.459	<b>22.177</b>	16.669	16.980							
<b>(740) Mathias BAUMEISTER</b>													
1	9:41:30.802	1:08.361	+12.729	30.639	19.453	18.269							
2	9:42:29.260	58.458	+2.826	23.460	17.756	17.242							
3	9:43:26.418	57.158	+1.526	22.902	17.314	16.942							
4	9:44:22.240	55.822	+0.190	22.390	16.579	<b>16.853</b>							
5	9:45:17.872	<b>55.632</b>		<b>22.214</b>	<b>16.546</b>	16.872							
<b>(746) Dennis KROES</b>													
1	9:41:22.767	1:05.134	+9.090	28.616	18.706	17.812							
2	9:42:20.231	57.464	+1.420	23.440	17.109	16.915							
3	9:43:16.275	<b>56.044</b>		22.443	<b>16.756</b>	16.845							
4	9:44:12.440	56.165	+0.121	22.406	16.947	16.812							
5	9:45:08.604	56.164	+0.120	<b>22.204</b>	17.241	<b>16.719</b>							
<b>(736) Maxim SHAPOSHNIKOV</b>													



# Rotax Euro Challenge 2013 Genk / Belgium

Rotax DD2

Genk / Belgium 1,360 Km

Warm up Odd Numbers

2013-03-30 09:50

Practice (5:00 Time) started at 9:50:00

Pos	No.	Name	Nat.	Chassis	Race Team	Laps	Best Tm	Diff	Gap In Lap	km/h
1	603	Xen DE RUWE	BEL	Formula K	FK Racing Team AB Ltd	6	53.720			6 91,139
2	601	Mathias DETIGE	BEL	MS Kart	Bouvin Power	6	53.843	0.123	0.123	6 90,931
3	627	Shaun SLAVIN	GBR	Intrepid	Intrepid Driver Program	6	53.862	0.142	0.019	5 90,899
4	653	Sandro LUKOVIC	AUT	Intrepid	Intrepid Driver Program	6	54.003	0.283	0.141	6 90,662
5	629	Ferenc KANCSAR	HUN	Birel	KMS Europe	5	54.025	0.305	0.022	4 90,625
6	639	Maxime GRAVOUILLE	FRA	Sodi	Kart Pro Racing	6	54.101	0.381	0.076	6 90,497
7	647	Alex BEGGI	ITA	Formula K	FK Racing Team AB Ltd	6	54.161	0.441	0.060	6 90,397
8	615	Marcel SCHIRMER	DEU	CRG	Kartsport Klimm	5	54.175	0.455	0.014	4 90,374
9	631	Barrie PULLINGER	GBR	Alonso	Dan Holland Racing	5	54.270	0.550	0.095	4 90,216
10	719	Florent LAMBERT	GBR	Tonykart	Tatum Racing	6	54.285	0.565	0.015	6 90,191
11	725	Igor MUKHIN	RUS	Intrepid	Intrepid Driver Program	5	54.320	0.600	0.035	4 90,133
12	643	Pascal MARSCHALL	DEU	CRG	TAD Racing	5	54.425	0.705	0.105	4 89,959
13	651	Andreas STIEHR	DEU	Intrepid	KSW Racing	5	54.551	0.831	0.126	5 89,751
14	645	Chris STERKEN	NLD	CRG	CRG Holland	5	54.563	0.843	0.012	4 89,731
15	617	Luka KAMALI	DEU	CRG	TAD Racing	6	54.612	0.892	0.049	5 89,651
16	609	Haralds GARKAKLIS	LVA	Gillard	MRG Racing	5	54.665	0.945	0.053	5 89,564
17	611	ERWIN MONTFOORT	NLD	Gillard	Montfoort Motorsport	5	54.699	0.979	0.034	4 89,508
18	637	Alexandre FINKELSTEIN	FRA	Tonykart	MD Competition	5	54.713	0.993	0.014	3 89,485
19	655	Karel FRANSEN	BEL	Zanardi	Schepers Racing	5	54.730	1.010	0.017	4 89,457
20	633	Alexis COURSAULT	FRA	Birel	MGT	5	54.733	1.013	0.003	5 89,452
21	641	Tomas PYTLIK	GBR	Alonso		5	55.020	1.300	0.287	5 88,986
22	623	Marcel STEINERT	DEU	Tonykart	KSW Racing	5	55.058	1.338	0.038	5 88,924
23	621	MARTINS STEINERTS	LVA	MS Kart	MS Kart Racing Team	5	55.136	1.416	0.078	5 88,799
24	659	Giel BRONDER	NLD	Gillard	PDB Racing	5	55.267	1.547	0.131	4 88,588
25	777	Lourens VAN RENSBURG	ZAF	CRG	CRG Holland	5	55.390	1.670	0.123	5 88,391
26	735	Chris GROEN	NLD	Kosmic	Team Kroes	5	55.956	2.236	0.566	3 87,497
27	649	Alexander ZENKIN	RUS	Intrepid	Intrepid Driver Program	2	57.248	3.528	1.292	2 85,523





# Rotax Euro Challenge 2013 Genk / Belgium

Rotax DD2 Genk / Belgium 1,360 Km  
 Warm up Odd Numbers 2013-03-30 09:50  
 Practice (5:00 Time) started at 9:50:00

Lap	Time of Day	Lap Tm	Diff	S1 Tm	S2 Tm	S3 Tm	Lap	Time of Day	Lap Tm	Diff	S1 Tm	S2 Tm	S3 Tm
<b>(603) Xen DE RUWE</b>													
1	9:51:19.951	1:03.169	+9.449	27.795	18.171	17.203	3	9:53:19.288	54.811	+0.541	22.042	16.341	16.428
2	9:52:15.391	55.440	+1.720	22.481	16.568	16.391	4	9:54:13.558	<b>54.270</b>		<b>21.807</b>	<b>16.211</b>	<b>16.252</b>
3	9:53:10.321	54.930	+1.210	21.854	16.726	16.350	5	9:55:08.444	54.886	+0.616	22.288	16.328	16.270
4	9:54:04.600	54.279	+0.559	21.714	16.281	16.284	<b>(719) Florent LAMBERT</b>						
5	9:54:58.406	53.806	+0.086	21.584	<b>16.073</b>	16.149	1	9:51:19.110	1:03.161	+8.876	27.714	18.067	17.380
6	9:55:52.126	<b>53.720</b>		<b>21.480</b>	16.092	<b>16.148</b>	2	9:52:15.002	55.892	+1.607	22.474	16.822	16.596
<b>(601) Mathias DETIGE</b>													
1	9:51:12.560	1:01.714	+7.871	26.746	17.750	17.218	3	9:53:10.091	55.089	+0.804	22.071	16.466	16.552
2	9:52:08.424	55.864	+2.021	22.550	16.685	16.629	4	9:54:05.169	55.078	+0.793	22.315	16.348	16.415
3	9:53:02.990	54.566	+0.723	21.872	16.306	16.388	5	9:55:00.041	54.872	+0.587	22.200	16.245	16.427
4	9:53:57.181	54.191	+0.348	21.657	16.159	16.375	6	9:55:54.326	<b>54.285</b>		<b>21.658</b>	<b>16.229</b>	<b>16.398</b>
5	9:54:51.031	53.850	+0.007	21.536	<b>16.060</b>	16.254	<b>(725) Igor MUKHIN</b>						
6	9:55:44.874	<b>53.843</b>		<b>21.504</b>	16.091	<b>16.248</b>	1	9:51:27.858	1:09.714	+15.394	30.568	20.414	18.732
<b>(627) Shaun SLAVIN</b>													
1	9:51:16.947	1:01.546	+7.684	26.433	17.786	17.327	2	9:52:25.703	57.845	+3.525	23.607	17.205	17.033
2	9:52:12.421	55.474	+1.612	22.254	16.712	16.508	3	9:53:21.348	55.645	+1.325	22.780	16.467	16.398
3	9:53:06.688	54.267	+0.405	21.774	16.170	16.323	4	9:54:15.668	<b>54.320</b>		<b>21.665</b>	<b>16.280</b>	<b>16.375</b>
4	9:54:00.698	54.010	+0.148	21.601	16.136	16.273	5	9:55:10.690	55.022	+0.702	22.244	16.344	16.434
5	9:54:54.560	<b>53.862</b>		<b>21.491</b>	16.130	<b>16.241</b>	<b>(643) Pascal MARSCHALL</b>						
6	9:55:48.518	53.958	+0.096	21.546	<b>16.118</b>	16.294	1	9:51:21.718	1:03.336	+8.911	27.617	18.116	17.603
<b>(653) Sandro LUKOVIC</b>													
1	9:51:17.213	1:02.630	+8.627	26.835	18.115	17.680	2	9:52:17.919	56.201	+1.776	22.768	16.778	16.655
2	9:52:13.000	55.787	+1.784	22.733	16.558	16.496	3	9:53:12.802	54.883	+0.458	22.027	16.411	16.445
3	9:53:07.716	54.716	+0.713	21.987	16.322	16.407	4	9:54:07.227	<b>54.425</b>		<b>21.707</b>	<b>16.320</b>	<b>16.398</b>
4	9:54:01.875	54.159	+0.156	21.618	16.264	16.277	5	9:55:01.775	54.548	+0.123	21.801	16.332	16.415
5	9:54:56.137	54.262	+0.259	21.839	16.131	16.292	<b>(651) Andreas STIEHR</b>						
6	9:55:50.140	<b>54.003</b>		<b>21.617</b>	<b>16.112</b>	<b>16.274</b>	1	9:51:27.205	1:07.014	+12.463	29.105	19.932	17.977
<b>(629) Ferenc KANCSAR</b>													
1	9:51:30.572	1:03.759	+9.734	28.228	17.486	18.045	2	9:52:23.720	56.515	+1.964	23.110	16.803	16.602
2	9:52:25.863	55.291	+1.266	22.230	16.494	16.567	3	9:53:18.530	54.810	+0.259	21.975	16.409	16.426
3	9:53:20.407	54.544	+0.519	22.095	16.178	16.271	4	9:54:13.269	54.739	+0.188	<b>21.737</b>	16.614	<b>16.388</b>
4	9:54:14.432	<b>54.025</b>		21.726	<b>16.120</b>	<b>16.179</b>	5	9:55:07.820	<b>54.551</b>		21.994	<b>16.127</b>	16.430
5	9:55:09.414	54.982	+0.957	<b>21.701</b>	16.786	16.495	<b>(645) Chris STERKEN</b>						
<b>(639) Maxime GRAVOUILLE</b>													
1	9:51:17.674	1:02.372	+8.271	26.882	18.067	17.423	1	9:51:23.493	1:04.159	+9.596	29.174	17.759	17.226
2	9:52:13.972	56.298	+2.197	23.004	16.683	16.611	2	9:52:19.444	55.951	+1.388	22.430	16.907	16.614
3	9:53:08.593	54.621	+0.520	21.935	16.293	16.393	3	9:53:14.346	54.902	+0.339	21.892	16.567	16.443
4	9:54:02.860	54.267	+0.166	21.713	<b>16.224</b>	16.330	4	9:54:08.909	<b>54.563</b>		<b>21.820</b>	16.355	16.388
5	9:54:57.471	54.611	+0.510	21.616	16.701	<b>16.294</b>	5	9:55:03.983	55.074	+0.511	22.345	<b>16.349</b>	<b>16.380</b>
6	9:55:51.572	<b>54.101</b>		<b>21.504</b>	16.246	16.351	<b>(617) Luka KAMALI</b>						
<b>(647) Alex BEGGI</b>													
1	9:51:17.347	1:05.080	+10.919	28.912	18.151	18.017	1	9:51:16.367	1:03.640	+9.028	28.002	18.154	17.484
2	9:52:14.712	57.365	+3.204	23.570	17.060	16.735	2	9:52:12.822	56.455	+1.843	22.697	16.956	16.802
3	9:53:10.889	56.177	+2.016	22.690	16.736	16.751	3	9:53:07.835	55.013	+0.401	21.938	16.412	16.663
4	9:54:05.290	54.401	+0.240	21.793	16.296	<b>16.312</b>	4	9:54:02.561	54.726	+0.114	21.852	16.398	16.476
5	9:54:59.785	54.495	+0.334	21.894	<b>16.188</b>	16.413	5	9:54:57.173	<b>54.612</b>		21.833	<b>16.368</b>	16.411
6	9:55:53.946	<b>54.161</b>		<b>21.595</b>	16.200	16.366	6	9:55:52.040	54.867	+0.255	<b>21.748</b>	16.717	<b>16.402</b>
<b>(615) Marcel SCHIRMER</b>													
1	9:51:32.977	1:06.067	+11.892	29.871	18.511	17.685	<b>(609) Haralds GARKAKLIS</b>						
2	9:52:28.924	55.947	+1.772	22.511	16.640	16.796	1	9:52:09.996	1:04.319	+9.654	28.698	18.219	17.402
3	9:53:23.676	54.752	+0.577	21.999	16.276	16.477	2	9:53:06.077	56.081	+1.416	22.657	16.686	16.738
4	9:54:17.851	<b>54.175</b>		<b>21.711</b>	<b>16.209</b>	<b>16.255</b>	3	9:54:01.377	55.300	+0.635	22.114	16.637	16.549
5	9:55:12.365	54.514	+0.339	21.772	16.215	16.527	4	9:54:56.753	55.376	+0.711	22.470	16.345	16.561
<b>(631) Barrie PULLINGER</b>													
1	9:51:27.779	1:06.994	+12.724	28.889	19.558	18.547	5	9:55:51.418	<b>54.665</b>		<b>21.827</b>	<b>16.294</b>	<b>16.544</b>
2	9:52:24.477	56.698	+2.428	23.132	16.751	16.815	<b>(611) ERWIN MONTFOORT</b>						
<b>(611) ERWIN MONTFOORT</b>													
1	9:51:21.689	1:03.809	+9.110	27.854	18.117	17.838	1	9:51:26.370	1:05.892	+11.179	28.647	19.501	17.744
2	9:52:18.565	56.876	+2.177	23.179	16.884	16.813	2	9:52:22.307	55.937	+1.224	22.728	16.677	16.532
3	9:53:13.860	55.295	+0.596	22.260	16.413	16.622	3	9:53:17.020	<b>54.713</b>		21.899	<b>16.338</b>	16.476
4	9:54:08.559	<b>54.699</b>		<b>21.853</b>	<b>16.256</b>	<b>16.495</b>	<b>(637) Alexandre FINKELSTEIN</b>						
5	9:55:04.547	55.988	+1.289	22.597	16.773	16.618	1	9:51:26.370	1:05.892	+11.179	28.647	19.501	17.744
<b>(637) Alexandre FINKELSTEIN</b>													
1	9:51:26.370	1:05.892	+11.179	28.647	19.501	17.744	2	9:52:22.307	55.937	+1.224	22.728	16.677	16.532
2	9:52:22.307	55.937	+1.224	22.728	16.677	16.532	3	9:53:17.020	<b>54.713</b>		21.899	<b>16.338</b>	16.476
3	9:53:17.020	<b>54.713</b>		21.899	<b>16.338</b>	16.476							



# Rotax Euro Challenge 2013 Genk / Belgium

Rotax DD2

Genk / Belgium 1,360 Km

Warm up Odd Numbers

2013-03-30 09:50

Practice (5:00 Time) started at 9:50:00

Lap	Time of Day	Lap Tm	Diff	S1 Tm	S2 Tm	S3 Tm	Lap	Time of Day	Lap Tm	Diff	S1 Tm	S2 Tm	S3 Tm
4	9:54:12.025	55.005	+0.292	22.057	16.531	16.417							
5	9:55:07.060	55.035	+0.322	<b>21.744</b>	16.882	<b>16.409</b>							

(655) Karel FRANSSSEN

1	9:51:22.033	1:05.263	+10.533	28.515	18.773	17.975
2	9:52:18.896	56.863	+2.133	23.281	16.899	16.683
3	9:53:14.068	55.172	+0.442	22.334	16.374	16.464
4	9:54:08.798	<b>54.730</b>		<b>21.938</b>	16.357	<b>16.435</b>
5	9:55:03.611	54.813	+0.083	22.095	<b>16.265</b>	16.453

(633) Alexis COURSAULT

1	9:51:26.593	1:07.599	+12.866	29.918	19.939	17.742
2	9:52:22.590	55.997	+1.264	22.734	16.701	16.562
3	9:53:17.358	54.768	+0.035	21.886	16.606	<b>16.276</b>
4	9:54:12.131	54.773	+0.040	22.013	<b>16.394</b>	16.366
5	9:55:06.864	<b>54.733</b>		<b>21.858</b>	16.505	16.370

(641) Tomas PYTTLIK

1	9:51:28.120	1:06.076	+11.056	29.178	18.822	18.076
2	9:52:26.069	57.949	+2.929	23.823	17.199	16.927
3	9:53:22.256	56.187	+1.167	22.757	16.822	<b>16.608</b>
4	9:54:17.420	55.164	+0.144	22.129	16.421	16.614
5	9:55:12.440	<b>55.020</b>		<b>21.849</b>	<b>16.337</b>	16.834

(623) Marcel STEINERT

1	9:51:27.937	1:07.213	+12.155	30.046	18.719	18.448
2	9:52:26.492	58.555	+3.497	23.878	17.439	17.238
3	9:53:22.546	56.054	+0.996	22.643	16.605	16.806
4	9:54:17.674	55.128	+0.070	22.104	16.456	<b>16.568</b>
5	9:55:12.732	<b>55.058</b>		<b>22.086</b>	<b>16.391</b>	16.581

(621) MARTINS STEINERTS

1	9:51:21.489	1:05.171	+10.035	28.066	19.109	17.996
2	9:52:20.331	58.842	+3.706	24.059	17.589	17.194
3	9:53:16.491	56.160	+1.024	22.582	16.732	16.846
4	9:54:12.768	56.277	+1.141	22.465	17.101	16.711
5	9:55:07.904	<b>55.136</b>		<b>22.114</b>	<b>16.373</b>	<b>16.649</b>

(659) Giel BRONDER

1	9:51:26.885	1:08.344	+13.077	30.287	19.683	18.374
2	9:52:24.581	57.696	+2.429	23.333	17.248	17.115
3	9:53:20.240	55.659	+0.392	22.367	16.596	16.696
4	9:54:15.507	<b>55.267</b>		<b>22.286</b>	<b>16.425</b>	<b>16.556</b>
5	9:55:11.098	55.591	+0.324	22.317	16.692	16.582

(777) Lourens VAN RENSBURG

1	9:51:30.890	1:07.703	+12.313	29.911	19.118	18.674
2	9:52:29.092	58.202	+2.812	23.737	17.161	17.304
3	9:53:24.946	55.854	+0.464	22.550	16.597	16.707
4	9:54:20.439	55.493	+0.103	22.294	<b>16.471</b>	16.728
5	9:55:15.829	<b>55.390</b>		<b>22.293</b>	16.535	<b>16.562</b>

(735) Chris GROEN

1	9:51:23.657	1:05.642	+9.686	28.847	18.773	18.022
2	9:52:21.269	57.612	+1.656	23.481	17.116	17.015
3	9:53:17.225	<b>55.956</b>		<b>22.307</b>	16.640	17.009
4	9:54:13.190	55.965	+0.009	22.774	<b>16.566</b>	16.625
5	9:55:09.283	56.093	+0.137	22.735	16.778	<b>16.580</b>

(649) Alexander ZENKIN

1	9:51:23.333	1:08.065	+10.817	31.348	18.668	18.049
2	9:52:20.581	<b>57.248</b>		<b>23.414</b>	<b>16.933</b>	<b>16.901</b>



# Rotax Euro Challenge 2013 Genk / Belgium

Rotax DD2

Genk / Belgium 1,360 Km

RACE 5 Qualifying Heat 1 A-B

2013-03-30 11:30

Race (10 Laps) started at 11:32:44

Pos	No.	Name	Nat.	Chassis	Race Team	Laps	Total Tm	Diff	Best Tm	In Lap	km/h	Points
1	638	Sean BABINGTON	GBR	Alonso	Dan Holland Racing	10	9:10.622		54.476	5	89,874	0
2	602	MIIKA LAIHO	FIN	Tonykart	MPT Racing	10	9:10.687	0.065	54.323	8	90,128	2
3	601	Mathias DETIGE	BEL	MS Kart	Bouvin Power	10	9:10.806	0.184	54.306	6	90,156	3
4	629	Ferenc KANCSAR	HUN	Birel	KMS Europe	10	9:11.179	0.557	54.258	9	90,236	4
5	606	Lucas ORROCK	GBR	Kosmic	Team Orrok	10	9:11.226	0.604	54.245	6	90,257	5
6	608	Kevin LUDI	CHE	Birel	Spirit Racing	10	9:11.438	0.816	54.338	6	90,103	6
7	637	Alexandre FINKELSTEIN	FRA	Tonykart	MD Competition	10	9:11.829	1.207	54.345	9	90,091	7
8	628	Ben COOPER	CAN	Birel	KMS Europe	10	9:11.888	1.266	54.051	5	90,581	8
9	634	Christophe RAYMAKERS	BEL	Gillard	DFK	10	9:12.131	1.509	54.345	10	90,091	9
10	604	PATRICK PEARCE	GBR	Tonykart	Tatum Racing	10	9:13.028	2.406	54.445	6	89,926	10
11	719	Florent LAMBERT	GBR	Tonykart	Tatum Racing	10	9:13.683	3.061	54.429	5	89,952	11
12	654	Martins LAPINS	LVA	Energy	RKV Racing	10	9:15.065	4.443	54.378	5	90,036	12
13	700	Christophe ADAMS	FRA	Formula K	Sporting Formula K France	10	9:15.202	4.580	54.546	8	89,759	13
14	639	Maxime GRAVOUILLE	FRA	Sodi	Kart Pro Racing	10	9:16.312	5.690	54.171	7	90,380	14
15	659	Giel BRONDER	NLD	Gillard	PDB Racing	10	9:17.466	6.844	54.579	5	89,705	15
16	656	Julien RENAUDIN	FRA	Sodi	KPR	10	9:18.094	7.472	54.591	7	89,685	16
17	649	Alexander ZENKIN	RUS	Intrepid	Intrepid Driver Program	10	9:18.346	7.724	54.586	7	89,693	17
18	626	Andrey STEPANOV	RUS	Intrepid	Intrepid Driver Program	10	9:22.663	12.041	55.191	10	88,710	18
19	651	Andreas STIEHR	DEU	Intrepid	KSW Racing	10	9:25.486	14.864	54.803	9	89,338	19
20	615	Marcel SCHIRMER	DEU	CRG	Kartsport Klimm	10	9:25.724	15.102	54.545	10	89,761	20
21	748	Mikko LAINE	FIN	Formula K	Mikko Laine	10	9:26.424	15.802	54.818	7	89,314	21
22	641	Tomas PYTTLIK	GBR	Alonso		10	9:26.571	15.949	54.857	10	89,250	22
23	718	Tamsin GERMAIN	GBR	Gillard	DG Racing	10	9:33.010	22.388	54.889	8	89,198	23
24	777	Lourens VAN RENSBURG	ZAF	CRG	CRG Holland	10	9:33.648	23.026	55.402	9	88,372	24
25	730	Normunds STANEVICS	LVA	Gillard	MRG Racing	10	9:34.618	23.996	55.734	10	87,846	25
26	652	Damien VUILLAUME	FRA	Flandria	Flandria Competition Kart	5	4:43.063	5 Laps	55.119	5	88,826	26
27	746	Dennis KROES	NLD	Tonykart	Team Kroes	5	4:48.795	5 Laps	55.628	5	88,013	27
28	617	Luka KAMALI	DEU	CRG	TAD Racing	2	1:55.439	8 Laps	55.342	2	88,468	28

## Announcements

These results are provisional until the conclusion of any judicial and technical matters

Started: 28 Classified: 28 Not classified: 0

Margin of Victory	Ø km/h	Best Lap Tm	km/h	Best Lap by
0.065	88,918	54.051	90,581	628 - Ben COOPER

Official Timing [www.camp-company.de](http://www.camp-company.de) / [www.motorsport-events.se](http://www.motorsport-events.se)

Orbits

Timekeeping Ingrid and Meik Wagner:

Clerk of the course Nigel Edwards:

[www.mylaps.com](http://www.mylaps.com)

Steward (Chairman) Horst Seidel:

Chief Scrutineer Paul Klaassen:

Licensed to: Motorsport Events

Printed: 2013-03-30 11:44:11

posted at:

h



# Rotax Euro Challenge 2013 Genk / Belgium

Rotax DD2 Genk / Belgium 1,360 Km  
 RACE 5 Qualifying Heat 1 A-B 2013-03-30 11:30

Race (10 Laps) started at 11:32:44

Lap	Time of Day	Lap Tm	Diff	S1 Tm	S2 Tm	S3 Tm	Lap	Time of Day	Lap Tm	Diff	S1 Tm	S2 Tm	S3 Tm
<b>(638) Sean BABINGTON</b>													
1	11:33:41.680	56.984	+2.508	23.322	17.041	16.621	5	11:37:22.507	54.372	+0.034	21.679	16.339	<b>16.354</b>
2	11:34:36.516	54.836	+0.360	22.010	16.408	16.418	6	11:38:16.845	<b>54.338</b>		<b>21.648</b>	16.283	16.407
3	11:35:31.205	54.689	+0.213	22.049	16.309	<b>16.331</b>	7	11:39:11.685	54.840	+0.502	21.830	16.553	16.457
4	11:36:25.717	54.512	+0.036	21.862	16.279	16.371	8	11:40:06.853	55.168	+0.830	22.135	16.480	16.553
5	11:37:20.193	<b>54.476</b>		21.887	<b>16.200</b>	16.389	9	11:41:01.307	54.454	+0.116	21.765	<b>16.277</b>	16.412
6	11:38:15.348	55.155	+0.679	21.864	16.952	16.339	10	11:41:56.134	54.827	+0.489	21.774	16.456	16.597
7	11:39:10.142	54.794	+0.318	21.895	16.354	16.545	<b>(637) Alexandre FINKELSTEIN</b>						
8	11:40:04.759	54.617	+0.141	21.894	16.270	16.453	1	11:33:42.132	57.199	+2.854	23.654	16.798	16.747
9	11:40:59.346	54.587	+0.111	<b>21.793</b>	16.371	16.423	2	11:34:37.220	55.088	+0.743	22.033	16.493	16.562
10	11:41:55.318	55.972	+1.496	22.172	16.618	17.182	3	11:35:32.668	55.448	+1.103	22.181	16.720	16.547
<b>(602) MIIKA LAIHO</b>													
1	11:33:41.509	56.718	+2.395	23.311	16.729	16.678	4	11:36:27.201	54.533	+0.188	21.805	16.280	16.448
2	11:34:36.422	54.913	+0.590	21.991	16.380	16.542	5	11:37:21.957	54.756	+0.411	22.133	16.274	16.349
3	11:35:31.120	54.698	+0.375	21.880	16.321	16.497	6	11:38:16.581	54.624	+0.279	21.989	16.292	<b>16.343</b>
4	11:36:25.669	54.549	+0.226	21.742	16.274	16.533	7	11:39:11.342	54.761	+0.416	21.885	16.518	16.358
5	11:37:20.033	54.364	+0.041	<b>21.698</b>	16.197	16.469	8	11:40:07.060	55.718	+1.373	22.230	16.691	16.797
6	11:38:15.290	55.257	+0.934	22.053	16.787	16.417	9	11:41:01.405	<b>54.345</b>		<b>21.745</b>	<b>16.217</b>	16.383
7	11:39:10.642	55.352	+1.029	22.345	16.374	16.633	10	11:41:56.525	55.120	+0.775	21.817	16.470	16.833
8	11:40:04.965	<b>54.323</b>		21.779	<b>16.160</b>	<b>16.384</b>	<b>(628) Ben COOPER</b>						
9	11:40:59.502	54.537	+0.214	21.713	16.365	16.459	1	11:33:45.958	59.681	+5.630	25.583	17.259	16.839
10	11:41:55.383	55.881	+1.558	22.125	16.612	17.144	2	11:34:40.729	54.771	+0.720	22.037	16.327	16.407
<b>(601) Mathias DETIGE</b>													
1	11:33:42.807	57.736	+3.430	23.924	16.894	16.918	3	11:35:36.837	56.108	+2.057	22.476	17.028	16.604
2	11:34:37.695	54.888	+0.582	22.004	16.417	16.467	4	11:36:31.385	54.548	+0.497	21.806	16.315	16.427
3	11:35:32.565	54.870	+0.564	21.908	16.427	16.535	5	11:37:25.436	<b>54.051</b>		<b>21.547</b>	16.177	16.327
4	11:36:26.914	54.349	+0.043	21.685	16.254	16.410	6	11:38:19.506	54.070	+0.019	21.611	16.134	<b>16.325</b>
5	11:37:21.238	54.324	+0.018	21.674	<b>16.237</b>	16.413	7	11:39:13.609	54.103	+0.052	21.615	16.143	16.345
6	11:38:15.544	<b>54.306</b>		21.621	16.263	16.422	8	11:40:07.955	54.346	+0.295	21.594	16.412	16.340
7	11:39:10.872	55.328	+1.022	22.278	16.333	16.717	9	11:41:02.050	54.095	+0.044	21.626	<b>16.092</b>	16.377
8	11:40:06.047	55.175	+0.869	22.365	16.349	16.461	10	11:41:56.584	54.534	+0.483	21.564	16.236	16.734
9	11:41:00.404	54.357	+0.051	21.709	16.291	<b>16.357</b>	<b>(634) Christophe RAYMAKERS</b>						
10	11:41:55.502	55.098	+0.792	21.631	16.535	16.932	1	11:33:44.252	58.987	+4.642	25.126	17.108	16.753
<b>(629) Ferenc KANCSAR</b>													
1	11:33:42.982	58.005	+3.747	24.204	16.859	16.942	2	11:34:39.549	55.297	+0.952	22.133	16.685	16.479
2	11:34:37.929	54.947	+0.689	22.210	16.357	16.380	3	11:35:34.645	55.096	+0.751	21.980	16.474	16.642
3	11:35:32.796	54.867	+0.609	21.873	16.520	16.474	4	11:36:29.111	54.466	+0.121	21.824	16.232	16.410
4	11:36:27.328	54.532	+0.274	21.853	16.312	16.367	5	11:37:23.517	54.406	+0.061	21.769	16.297	<b>16.340</b>
5	11:37:21.713	54.385	+0.127	21.790	<b>16.229</b>	16.366	6	11:38:18.190	54.673	+0.328	21.979	16.267	16.427
6	11:38:16.057	54.344	+0.086	21.708	16.316	16.320	7	11:39:12.720	54.530	+0.185	21.835	16.257	16.438
7	11:39:10.919	54.862	+0.604	21.988	16.340	16.534	8	11:40:07.612	54.892	+0.547	21.822	<b>16.184</b>	16.886
8	11:40:05.648	54.729	+0.471	22.060	16.257	16.412	9	11:41:02.482	54.870	+0.525	22.030	16.417	16.423
9	11:40:59.906	<b>54.258</b>		<b>21.689</b>	16.286	<b>16.283</b>	10	11:41:56.827	<b>54.345</b>		<b>21.633</b>	16.346	16.366
10	11:41:55.875	55.969	+1.711	21.912	16.643	17.414	<b>(604) PATRICK PEARCE</b>						
<b>(606) Lucas ORROCK</b>													
1	11:33:43.330	57.893	+3.648	24.362	16.900	16.631	1	11:33:42.317	57.268	+2.823	23.748	16.862	16.658
2	11:34:38.741	55.411	+1.166	22.349	16.469	16.593	2	11:34:37.319	55.002	+0.557	22.018	16.470	16.514
3	11:35:33.399	54.658	+0.413	21.935	16.337	16.386	3	11:35:32.124	54.805	+0.360	22.029	16.310	16.466
4	11:36:27.801	54.402	+0.157	21.642	<b>16.219</b>	16.541	4	11:36:26.769	54.645	+0.200	21.829	16.310	16.506
5	11:37:22.198	54.397	+0.152	21.658	16.289	16.450	5	11:37:21.521	54.752	+0.307	22.089	<b>16.292</b>	16.371
6	11:38:16.443	<b>54.245</b>		<b>21.547</b>	16.334	16.364	6	11:38:15.966	<b>54.445</b>		<b>21.781</b>	16.307	<b>16.357</b>
7	11:39:11.266	54.823	+0.578	21.845	16.459	16.519	7	11:39:11.108	55.142	+0.697	22.210	16.456	16.476
8	11:40:06.291	55.025	+0.780	22.063	16.539	16.423	8	11:40:07.451	56.343	+1.898	22.665	16.812	16.866
9	11:41:00.607	54.316	+0.071	21.618	16.343	<b>16.355</b>	9	11:41:03.044	55.593	+1.148	22.655	16.467	16.471
10	11:41:55.922	55.315	+1.070	21.653	16.455	17.207	10	11:41:57.724	54.680	+0.235	21.874	16.341	16.465
<b>(608) Kevin LUDI</b>													
1	11:33:43.191	57.922	+3.584	24.442	16.800	16.680	<b>(719) Florent LAMBERT</b>						
2	11:34:38.518	55.327	+0.989	22.355	16.402	16.570	1	11:33:44.066	58.399	+3.970	24.527	17.064	16.808
3	11:35:33.624	55.106	+0.768	22.098	16.576	16.432	2	11:34:39.198	55.132	+0.703	22.145	16.512	16.475
4	11:36:28.135	54.511	+0.173	21.755	16.285	16.471	3	11:35:34.366	55.168	+0.739	22.226	16.479	16.463
							4	11:36:28.949	54.583	+0.154	21.785	16.295	16.503
							5	11:37:23.378	<b>54.429</b>		<b>21.751</b>	<b>16.262</b>	16.416
							6	11:38:18.549	55.171	+0.742	22.440	16.326	<b>16.405</b>
							7	11:39:13.139	54.590	+0.161	21.865	16.303	16.422
							8	11:40:08.293	55.154	+0.725	21.892	16.474	16.788
							9	11:41:03.381	55.088	+0.659	22.021	16.500	16.567
							10	11:41:58.379	54.998	+0.569	21.884	16.406	16.708



# Rotax Euro Challenge 2013 Genk / Belgium

Rotax DD2 Genk / Belgium 1,360 Km

RACE 5 Qualifying Heat 1 A-B 2013-03-30 11:30

Race (10 Laps) started at 11:32:44

Lap	Time of Day	Lap Tm	Diff	S1 Tm	S2 Tm	S3 Tm	Lap	Time of Day	Lap Tm	Diff	S1 Tm	S2 Tm	S3 Tm
<b>(654) Martins LAPINS</b>							5	11:37:29.092	55.067	+0.481	21.863	<b>16.320</b>	16.884
1	11:33:46.644	1:00.035	+5.657	26.148	17.053	16.834	6	11:38:24.410	55.318	+0.732	22.230	16.484	16.604
2	11:34:42.292	55.648	+1.270	22.233	16.722	16.693	7	11:39:18.996	<b>54.586</b>		<b>21.748</b>	16.395	16.443
3	11:35:37.123	54.831	+0.453	22.057	16.387	16.387	8	11:40:13.608	54.612	+0.026	21.825	16.353	16.434
4	11:36:31.996	54.873	+0.495	22.145	16.236	16.492	9	11:41:08.263	54.655	+0.069	21.798	16.430	<b>16.427</b>
5	11:37:26.374	<b>54.378</b>		<b>21.844</b>	<b>16.175</b>	<b>16.359</b>	10	11:42:03.042	54.779	+0.193	21.880	16.411	16.488
6	11:38:20.988	54.614	+0.236	21.915	16.203	16.496	<b>(626) Andrey STEPANOV</b>						
7	11:39:15.652	54.664	+0.286	21.880	16.273	16.511	1	11:33:46.027	59.911	+4.720	25.490	17.262	17.159
8	11:40:10.271	54.619	+0.241	21.886	16.251	16.482	2	11:34:43.175	57.148	+1.957	23.038	16.873	17.237
9	11:41:04.948	54.677	+0.299	21.917	16.301	16.459	3	11:35:40.062	56.887	+1.696	22.575	16.935	17.377
10	11:41:59.761	54.813	+0.435	21.967	16.372	16.474	4	11:36:35.580	55.518	+0.327	22.232	16.603	16.683
<b>(700) Christophe ADAMS</b>							5	11:37:30.843	55.263	+0.072	22.039	16.493	16.731
1	11:33:44.564	58.786	+4.240	24.961	17.035	16.790	6	11:38:26.089	55.246	+0.055	<b>22.018</b>	16.584	<b>16.644</b>
2	11:34:40.280	55.716	+1.170	22.416	16.482	16.818	7	11:39:21.519	55.430	+0.239	22.062	16.525	16.843
3	11:35:36.253	55.973	+1.427	22.143	17.210	16.620	8	11:40:16.817	55.298	+0.107	22.036	16.614	16.648
4	11:36:31.530	55.277	+0.731	22.028	16.388	16.861	9	11:41:12.168	55.351	+0.160	22.176	16.475	16.700
5	11:37:26.140	54.610	+0.064	21.822	16.291	16.497	10	11:42:07.359	<b>55.191</b>		22.047	<b>16.417</b>	16.727
6	11:38:21.041	54.901	+0.355	<b>21.787</b>	16.431	16.683	<b>(651) Andreas STIEHR</b>						
7	11:39:15.975	54.934	+0.388	22.026	16.367	16.541	1	11:33:50.787	1:04.289	+9.486	26.821	17.880	19.588
8	11:40:10.521	<b>54.546</b>		21.927	<b>16.236</b>	<b>16.383</b>	2	11:34:46.636	55.849	+1.046	22.533	16.692	16.624
9	11:41:05.174	54.653	+0.107	21.804	16.357	16.492	3	11:35:43.720	57.084	+2.281	22.633	17.002	17.449
10	11:41:59.898	54.724	+0.178	21.936	16.325	16.463	4	11:36:39.262	55.542	+0.739	22.486	16.565	16.491
<b>(639) Maxime GRAVOUILLE</b>							5	11:37:34.142	54.880	+0.077	<b>21.810</b>	<b>16.378</b>	16.692
1	11:33:49.128	1:02.248	+8.077	26.616	17.928	17.704	6	11:38:30.491	56.349	+1.546	22.233	17.466	16.650
2	11:34:44.829	55.701	+1.530	22.489	16.559	16.653	7	11:39:25.458	54.967	+0.164	21.885	16.487	16.595
3	11:35:39.755	54.926	+0.755	21.877	16.487	16.562	8	11:40:20.445	54.987	+0.184	22.043	16.457	<b>16.487</b>
4	11:36:34.380	54.625	+0.454	21.789	16.371	16.465	9	11:41:15.248	<b>54.803</b>		21.899	16.410	16.494
5	11:37:28.863	54.483	+0.312	21.816	16.239	16.428	10	11:42:10.182	54.934	+0.131	22.042	16.382	16.510
6	11:38:23.152	54.289	+0.118	21.775	16.184	<b>16.330</b>	<b>(615) Marcel SCHIRMER</b>						
7	11:39:17.323	<b>54.171</b>		<b>21.648</b>	<b>16.124</b>	16.399	1	11:33:43.053	57.883	+3.338	24.311	16.810	16.762
8	11:40:12.308	54.985	+0.814	22.080	16.526	16.379	2	11:34:38.427	55.374	+0.829	22.383	16.402	16.589
9	11:41:06.586	54.278	+0.107	21.701	16.181	16.396	3	11:35:43.543	1:05.116	+10.571	22.762	24.379	17.975
10	11:42:01.008	54.422	+0.251	21.757	16.201	16.464	4	11:36:39.004	55.461	+0.916	22.456	16.459	16.546
<b>(659) Giel BRONDER</b>							5	11:37:33.904	54.900	+0.355	21.787	16.507	16.606
1	11:33:47.024	1:01.177	+6.598	26.835	17.370	16.972	6	11:38:31.122	57.218	+2.673	22.363	17.507	17.348
2	11:34:42.992	55.968	+1.389	22.226	16.873	16.869	7	11:39:26.188	55.066	+0.521	22.273	16.380	16.413
3	11:35:38.323	55.331	+0.752	22.045	16.660	16.626	8	11:40:20.938	54.750	+0.205	22.017	<b>16.327</b>	16.406
4	11:36:33.247	54.924	+0.345	22.031	16.335	16.558	9	11:41:15.875	54.937	+0.392	22.020	16.469	16.448
5	11:37:27.826	<b>54.579</b>		<b>21.760</b>	16.310	16.509	10	11:42:10.420	<b>54.545</b>		<b>21.786</b>	16.356	<b>16.403</b>
6	11:38:22.621	54.795	+0.216	21.951	16.298	16.546	<b>(748) Mikko LAINE</b>						
7	11:39:17.230	54.609	+0.030	21.849	<b>16.293</b>	<b>16.467</b>	1	11:33:49.186	1:02.788	+7.970	27.960	17.440	17.388
8	11:40:12.591	55.361	+0.782	22.088	16.802	16.471	2	11:34:45.644	56.458	+1.640	22.757	16.886	16.815
9	11:41:07.369	54.778	+0.199	21.893	16.362	16.523	3	11:35:41.933	56.289	+1.471	22.325	17.187	16.777
10	11:42:02.162	54.793	+0.214	21.897	16.350	16.546	4	11:36:38.002	56.069	+1.251	22.616	16.803	16.650
<b>(656) Julien RENAUDIN</b>							5	11:37:34.156	56.154	+1.336	22.244	16.765	17.145
1	11:33:47.782	1:01.251	+6.660	26.516	17.650	17.085	6	11:38:30.751	56.595	+1.777	22.307	17.560	16.728
2	11:34:43.344	55.562	+0.971	22.182	16.694	16.686	7	11:39:25.569	<b>54.818</b>		<b>21.901</b>	<b>16.391</b>	16.526
3	11:35:39.461	56.117	+1.526	22.201	17.029	16.887	8	11:40:20.699	55.130	+0.312	22.099	16.513	16.518
4	11:36:34.205	54.744	+0.153	21.895	16.352	16.497	9	11:41:16.176	55.477	+0.659	22.327	16.673	<b>16.477</b>
5	11:37:29.149	54.944	+0.353	22.079	16.450	<b>16.415</b>	10	11:42:11.120	54.944	+0.126	21.965	16.424	16.555
6	11:38:24.098	54.949	+0.358	21.987	<b>16.342</b>	16.620	<b>(641) Tomas PYTTLIK</b>						
7	11:39:18.689	<b>54.591</b>		<b>21.738</b>	16.373	16.480	1	11:33:49.097	1:03.395	+8.538	27.207	17.746	18.442
8	11:40:13.427	54.738	+0.147	21.902	16.347	16.489	2	11:34:46.383	57.286	+2.429	23.194	16.901	17.191
9	11:41:08.099	54.672	+0.081	21.806	16.368	16.498	3	11:35:43.899	57.516	+2.659	22.724	17.035	17.757
10	11:42:02.790	54.691	+0.100	21.832	16.356	16.503	4	11:36:39.973	56.074	+1.217	22.890	16.608	16.576
<b>(649) Alexander ZENKIN</b>							5	11:37:34.956	54.983	+0.126	<b>21.879</b>	16.470	16.634
1	11:33:46.223	1:00.471	+5.885	26.263	17.242	16.966	6	11:38:31.054	56.098	+1.241	21.990	17.261	16.847
2	11:34:42.494	56.271	+1.685	22.581	16.696	16.994	7	11:39:25.959	54.905	+0.048	22.051	<b>16.394</b>	<b>16.460</b>
3	11:35:39.034	56.540	+1.954	22.101	17.667	16.772	8	11:40:21.438	55.479	+0.622	22.436	16.479	16.564
4	11:36:34.025	54.991	+0.405	22.070	16.386	16.535	9	11:41:16.410	54.972	+0.115	21.910	16.526	16.536
							10	11:42:11.267	<b>54.857</b>		21.917	16.423	16.517



# Rotax Euro Challenge 2013 Genk / Belgium

Rotax DD2

Genk / Belgium 1,360 Km

RACE 5 Qualifying Heat 1 A-B

2013-03-30 11:30

Race (10 Laps) started at 11:32:44

Lap	Time of Day	Lap Tm	Diff	S1 Tm	S2 Tm	S3 Tm	Lap	Time of Day	Lap Tm	Diff	S1 Tm	S2 Tm	S3 Tm
<b>(718) Tamsin GERMAIN</b>													
1	11:33:49.525	1:04.121	+9.232	30.181	17.010	16.930							
2	11:34:46.016	56.491	+1.602	22.986	16.730	16.775							
3	11:35:43.433	57.417	+2.528	22.238	17.374	17.805							
4	11:36:38.625	55.192	+0.303	22.161	16.522	16.509							
5	11:37:33.602	54.977	+0.088	21.948	16.501	16.528							
6	11:38:37.452	1:03.850	+8.961	22.496	24.293	17.061							
7	11:39:32.640	55.188	+0.299	22.230	16.457	16.501							
8	11:40:27.529	<b>54.889</b>		22.053	<b>16.397</b>	<b>16.439</b>							
9	11:41:22.653	55.124	+0.235	22.028	16.562	16.534							
10	11:42:17.706	55.053	+0.164	<b>21.943</b>	16.502	16.608							

<b>(777) Lourens VAN RENSBURG</b>													
1	11:33:49.429	1:03.265	+7.863	27.512	17.960	17.793							
2	11:34:49.892	1:00.463	+5.061	25.832	17.200	17.431							
3	11:35:46.533	56.641	+1.239	22.737	16.953	16.951							
4	11:36:42.234	55.701	+0.299	22.332	16.693	16.676							
5	11:37:37.735	55.501	+0.099	22.347	<b>16.495</b>	<b>16.659</b>							
6	11:38:34.351	56.616	+1.214	22.491	17.242	16.883							
7	11:39:30.219	55.868	+0.466	22.412	16.583	16.873							
8	11:40:26.337	56.118	+0.716	22.503	16.839	16.776							
9	11:41:21.739	<b>55.402</b>		<b>22.111</b>	16.520	16.771							
10	11:42:18.344	56.605	+1.203	22.847	16.799	16.959							

<b>(730) Normunds STANEVICS</b>													
1	11:33:48.584	1:02.606	+6.872	26.622	17.972	18.012							
2	11:34:45.446	56.862	+1.128	22.700	16.892	17.270							
3	11:35:43.727	58.281	+2.547	23.545	16.964	17.772							
4	11:36:41.028	57.301	+1.567	22.965	17.133	17.203							
5	11:37:37.367	56.339	+0.605	22.440	16.820	17.079							
6	11:38:34.005	56.638	+0.904	22.602	16.936	17.100							
7	11:39:30.682	56.677	+0.943	22.407	16.823	17.447							
8	11:40:26.920	56.238	+0.504	22.473	16.841	16.924							
9	11:41:23.580	56.660	+0.926	22.993	16.777	16.890							
10	11:42:19.314	<b>55.734</b>		<b>22.218</b>	<b>16.643</b>	<b>16.873</b>							

<b>(652) Damien VUILLAUME</b>													
1	11:33:45.238	59.665	+4.546	25.708	17.119	16.838							
2	11:34:40.534	55.296	+0.177	22.062	16.591	16.643							
3	11:35:36.980	56.446	+1.327	22.956	16.850	16.640							
4	11:36:32.640	55.660	+0.541	22.723	16.363	<b>16.574</b>							
5	11:37:27.759	<b>55.119</b>		<b>21.955</b>	<b>16.361</b>	16.803							

<b>(746) Dennis KROES</b>													
1	11:33:48.917	1:03.088	+7.460	27.182	17.994	17.912							
2	11:34:45.526	56.609	+0.981	22.911	16.902	16.796							
3	11:35:41.820	56.294	+0.666	22.356	16.969	16.969							
4	11:36:37.863	56.043	+0.415	22.597	<b>16.609</b>	16.837							
5	11:37:33.491	<b>55.628</b>		<b>22.327</b>	16.633	<b>16.668</b>							

<b>(617) Luka KAMALI</b>													
1	11:33:44.793	59.120	+3.778	25.538	16.863	16.719							
2	11:34:40.135	<b>55.342</b>		22.379	<b>16.475</b>	<b>16.488</b>							



# Rotax Euro Challenge 2013 Genk / Belgium

Rotax DD2 Genk / Belgium 1,360 Km

RACE 6 Qualifying Heat 2 C-D **-NEW-** 2013-03-30 11:50


Race (10 Laps) started at 11:54:54

Pos	No.	Name	Nat.	Chassis	Race Team	Laps	Total Tm	Diff	Best Tm	In Lap	km/h	Points
1	603	Xen DE RUWE	BEL	Formula K	FK Racing Team AB Ltd	10	9:07.660		54.255	7	90,241	0
2	627	Shaun SLAVIN	GBR	Intrepid	Intrepid Driver Program	10	9:08.229	0.569	54.177	9	90,370	2
3	653	Sandro LUKOVIC	AUT	Intrepid	Intrepid Driver Program	10	9:08.540	0.880	54.164	10	90,392	3
4	631	Barrie PULLINGER	GBR	Alonso	Dan Holland Racing	10	9:10.389	2.729	54.187	8	90,354	4
5	645	Chris STERKEN	NLD	CRG	CRG Holland	10	9:12.042	4.382	54.343	6	90,094	5
6	650	Mario VENDLA	EST	Zanardi	AGS Racing	10	9:12.403	4.743	54.574	10	89,713	6
7	647	Alex BEGGI	ITA	Formula K	FK Racing Team AB Ltd	10	9:12.998	5.338	54.426	7	89,957	7
8	643	Pascal MARSCHALL	DEU	CRG	TAD Racing	10	9:13.308	5.648	54.597	7	89,675	8
9	642	Niklas OLSEN	DNK	Praga	Josh Hart Racing	10	9:14.003	6.343	54.430	8	89,950	9
10	660	Maxi FLEISCHMANN	DEU	Mach 1	Mach 1	10	9:15.632	7.972	54.594	8	89,680	10
11	616	Antti RAMMO	EST	Tonykart	Aix Racing Team	10	9:17.080	9.420	54.379	10	90,035	11
12	658	Janno THEUSSING	NLD	Gillard	PDB Racing	10	9:20.308	12.648	54.615	7	89,646	12
13	623	Marcel STEINERT	DEU	Tonykart	KSW Racing	10	9:21.427	13.767	54.977	10	89,055	13
14	633	Alexis COURSAULT	FRA	Birel	MGT	10	9:21.820	14.160	54.227	7	90,287	14
15	676	Luke VAN RENSBURG	ZAF	CRG	CRG Holland	10	9:22.254	14.594	54.634	8	89,615	15
16	622	Andreas BACKMAN	SWE	Tonykart	Strawberry Racing	10	9:23.147	15.487	54.343	8	90,094	16
17	655	Karel FRANSEN	BEL	Zanardi	Schepers Racing	10	9:23.322	15.662	54.919	9	89,149	17
18	609	Haralds GARKAKLIS	LVA	Gillard	MRG Racing	10	9:23.497	15.837	54.400	8	90,000	18
19	644	Sascha-Pio HAIDA	DEU	Birel	Haida Motorsport	10	9:26.294	18.634	54.579	7	89,705	19
20	611	ERWIN MONTFOORT	NLD	Gillard	Montfoort Motorsport	10	9:26.501	18.841	54.928	7	89,135	20
21	725	Igor MUKHIN	RUS	Intrepid	Intrepid Driver Program	10	9:28.636	20.976	54.642	8	89,601	21
22	732	Marc BERTEAUX	FRA	Birel	MGT	10	9:29.091	21.431	54.694	6	89,516	22
23	736	Maxim SHAPOSHNIKOV	RUS	Kosmic	TBA	10	9:34.967	27.307	56.409	7	86,795	23
24	624	Anna-Lisa DREYSPRING	DEU	CRG	TAD Racing	10	9:40.567	32.907	55.689	6	87,917	24
25	740	Mathias BAUMEISTER	DEU	Tonykart	KSW Racing	10	9:40.750	33.090	55.624	6	88,020	25
26	735	Chris GROEN	NLD	Kosmic	Team Kroes	9	8:35.997	1 Lap	54.869	7	89,231	26
27	621	MARTINS STEINERTS	LVA	MS Kart	MS Kart Racing Team					0	-	27

## Announcements

These results are provisional until the conclusion of any judicial and technical matters  
 Started: 27 Classified: 27 Not classified: 0  
 No. 732 time penalty 10 sec. / reason unfair driving

Margin of Victory	Ø km/h	Best Lap Tm	km/h	Best Lap by
0.569	89,399	54.164	90,392	653 - Sandro LUKOVIC

Timekeeping Ingrid and Meik Wagner:  Clerk of the course Nigel Edwards: [www.mylaps.com](http://www.mylaps.com)  
 Steward (Chairman) Horst Seidel: Chief Scrutineer Paul Klaassen: Licensed to: Motorsport Events  
 Printed: 2013-03-30 13:21:50 posted at: h



# Rotax Euro Challenge 2013 Genk / Belgium

Rotax DD2 Genk / Belgium 1,360 Km

RACE 6 Qualifying Heat 2 C-D 2013-03-30 11:50

Race (10 Laps) started at 11:54:54

Lap	Time of Day	Lap Tm	Diff	S1 Tm	S2 Tm	S3 Tm	Lap	Time of Day	Lap Tm	Diff	S1 Tm	S2 Tm	S3 Tm
<b>(603) Xen DE RUWE</b>													
1	11:55:51.820	56.881	+2.626	23.298	16.801	16.782	5	11:59:33.177	54.758	+0.184	21.934	16.338	16.486
2	11:56:47.361	55.541	+1.286	22.211	16.642	16.688	6	12:00:27.834	54.657	+0.083	21.840	16.363	16.454
3	11:57:42.215	54.854	+0.599	21.997	16.339	16.518	7	12:01:23.057	55.223	+0.649	22.442	16.338	16.443
4	11:58:36.808	54.593	+0.338	21.801	16.320	16.472	8	12:02:18.088	55.031	+0.457	<b>21.820</b>	16.760	16.451
5	11:59:31.220	54.412	+0.157	21.750	16.221	16.441	9	12:03:12.768	54.680	+0.106	21.870	16.404	<b>16.406</b>
6	12:00:25.505	54.285	+0.030	21.716	16.196	16.373	10	12:04:07.342	<b>54.574</b>		21.820	<b>16.287</b>	16.467
7	12:01:19.760	<b>54.255</b>		21.665	16.204	16.386	<b>(647) Alex BEGGI</b>						
8	12:02:14.055	54.295	+0.040	<b>21.652</b>	16.200	16.443	1	11:55:53.618	57.900	+3.474	24.004	17.060	16.836
9	12:03:08.315	54.260	+0.005	21.721	<b>16.192</b>	<b>16.347</b>	2	11:56:49.253	55.635	+1.209	22.363	16.654	16.618
10	12:04:02.599	54.284	+0.029	21.660	16.258	16.366	3	11:57:45.374	56.121	+1.695	22.855	16.700	16.566
<b>(627) Shaun SLAVIN</b>													
1	11:55:52.299	57.153	+2.976	23.547	16.828	16.778	4	11:58:40.132	54.758	+0.332	21.940	16.451	16.367
2	11:56:47.566	55.267	+1.090	22.092	16.534	16.641	5	11:59:34.759	54.627	+0.201	21.910	16.334	16.383
3	11:57:42.463	54.897	+0.720	21.951	16.456	16.490	6	12:00:29.412	54.653	+0.227	21.879	16.307	16.467
4	11:58:37.161	54.698	+0.521	21.848	16.355	16.495	7	12:01:23.838	<b>54.426</b>		<b>21.790</b>	<b>16.290</b>	<b>16.346</b>
5	11:59:31.761	54.600	+0.423	21.849	16.282	16.469	8	12:02:18.481	54.643	+0.217	21.896	16.301	16.446
6	12:00:26.169	54.408	+0.231	21.709	16.237	16.462	9	12:03:13.330	54.849	+0.423	22.128	16.316	16.405
7	12:01:20.420	54.251	+0.074	21.628	16.226	16.397	10	12:04:07.937	54.607	+0.181	21.833	16.385	16.389
8	12:02:14.658	54.238	+0.061	21.639	16.212	16.387	<b>(643) Pascal MARSCHALL</b>						
9	12:03:08.835	<b>54.177</b>		<b>21.615</b>	<b>16.164</b>	16.398	1	11:55:53.430	57.961	+3.364	24.047	17.044	16.870
10	12:04:03.168	54.333	+0.156	21.738	16.219	<b>16.376</b>	2	11:56:48.953	55.523	+0.926	22.255	16.642	16.626
<b>(653) Sandro LUKOVIC</b>													
1	11:55:52.656	57.604	+3.440	23.569	17.132	16.903	3	11:57:43.976	55.023	+0.426	21.947	16.565	16.511
2	11:56:48.111	55.455	+1.291	22.219	16.580	16.656	4	11:58:39.006	55.030	+0.433	21.999	16.461	16.570
3	11:57:43.077	54.966	+0.802	21.997	16.405	16.564	5	11:59:34.538	55.532	+0.935	22.713	16.426	16.393
4	11:58:37.769	54.692	+0.528	21.808	16.390	16.494	6	12:00:29.182	54.644	+0.047	21.816	16.377	16.451
5	11:59:32.192	54.423	+0.259	21.716	16.307	16.400	7	12:01:23.779	<b>54.597</b>		<b>21.814</b>	16.330	16.453
6	12:00:26.614	54.422	+0.258	21.720	16.292	16.410	8	12:02:18.760	54.981	+0.384	22.233	<b>16.316</b>	16.432
7	12:01:20.781	54.167	+0.003	21.625	16.208	16.334	9	12:03:13.641	54.881	+0.284	22.144	16.360	<b>16.377</b>
8	12:02:15.147	54.366	+0.202	21.689	16.272	16.405	10	12:04:08.247	54.606	+0.009	21.844	16.356	16.406
9	12:03:09.315	54.168	+0.004	21.643	<b>16.194</b>	<b>16.331</b>	<b>(642) Niklas OLSEN</b>						
10	12:04:03.479	<b>54.164</b>		<b>21.591</b>	16.228	16.345	1	11:55:56.141	59.088	+4.658	24.353	17.639	17.096
<b>(631) Barrie PULLINGER</b>													
1	11:55:53.954	58.504	+4.317	24.603	16.981	16.920	2	11:56:51.739	55.598	+1.168	22.341	16.607	16.650
2	11:56:49.394	55.440	+1.253	22.287	16.559	16.594	3	11:57:46.974	55.235	+0.805	22.167	16.519	16.549
3	11:57:44.492	55.098	+0.911	22.286	16.362	16.450	4	11:58:41.792	54.818	+0.388	21.854	16.427	16.537
4	11:58:39.093	54.601	+0.414	21.944	16.260	16.397	5	11:59:36.491	54.699	+0.269	21.794	16.377	16.528
5	11:59:33.790	54.697	+0.510	22.010	16.267	16.420	6	12:00:31.028	54.537	+0.107	21.801	<b>16.280</b>	16.456
6	12:00:27.992	54.202	+0.015	21.681	16.143	16.378	7	12:01:25.533	54.505	+0.075	21.701	16.364	16.440
7	12:01:22.492	54.500	+0.313	21.913	16.180	16.407	8	12:02:19.963	<b>54.430</b>		<b>21.671</b>	16.356	16.403
8	12:02:16.679	<b>54.187</b>		<b>21.653</b>	16.162	<b>16.372</b>	9	12:03:14.483	54.520	+0.090	21.719	16.356	16.445
9	12:03:10.899	54.220	+0.033	21.708	<b>16.134</b>	16.378	10	12:04:08.942	54.459	+0.029	21.742	16.326	<b>16.391</b>
10	12:04:05.328	54.429	+0.242	21.678	16.247	16.504	<b>(660) Maxi FLEISCHMANN</b>						
<b>(645) Chris STERKEN</b>													
1	11:55:54.251	58.284	+3.941	24.309	17.181	16.794	1	11:55:55.485	58.725	+4.131	24.190	17.480	17.055
2	11:56:49.679	55.428	+1.085	22.145	16.661	16.622	2	11:56:51.457	55.972	+1.378	22.517	16.679	16.776
3	11:57:44.819	55.140	+0.797	22.113	16.478	16.549	3	11:57:47.461	56.004	+1.410	22.719	16.596	16.689
4	11:58:39.498	54.679	+0.336	21.746	16.433	16.500	4	11:58:42.529	55.068	+0.474	21.950	16.503	16.615
5	11:59:34.320	54.822	+0.479	22.061	16.320	16.441	5	11:59:37.272	54.743	+0.149	21.950	16.314	<b>16.479</b>
6	12:00:28.663	<b>54.343</b>		<b>21.673</b>	<b>16.252</b>	16.418	6	12:00:32.092	54.820	+0.226	21.952	16.366	16.502
7	12:01:23.220	54.557	+0.214	21.890	16.295	<b>16.372</b>	7	12:01:26.711	54.619	+0.025	<b>21.770</b>	16.310	16.539
8	12:02:17.708	54.488	+0.145	21.720	16.343	16.425	8	12:02:21.305	<b>54.594</b>		21.797	16.309	16.488
9	12:03:12.277	54.569	+0.226	21.784	16.281	16.504	9	12:03:15.966	54.661	+0.067	21.850	<b>16.271</b>	16.540
10	12:04:06.981	54.704	+0.361	21.970	16.311	16.423	10	12:04:10.571	54.605	+0.011	21.771	16.271	16.563
<b>(650) Mario VENDLA</b>													
1	11:55:52.817	57.430	+2.856	23.621	16.945	16.864	<b>(616) Antti RAMMO</b>						
2	11:56:48.431	55.614	+1.040	22.279	16.670	16.665	1	11:55:58.801	1:03.216	+8.837	28.784	17.306	17.126
3	11:57:43.502	55.071	+0.497	22.070	16.436	16.565	2	11:56:54.434	55.633	+1.254	22.662	16.515	16.456
4	11:58:38.419	54.917	+0.343	21.956	16.444	16.517	3	11:57:49.355	54.921	+0.542	21.851	16.670	16.400
							4	11:58:44.611	55.256	+0.877	22.411	16.390	16.455
							5	11:59:39.284	54.673	+0.294	22.049	16.286	<b>16.338</b>
							6	12:00:33.866	54.582	+0.203	21.890	16.326	16.366
							7	12:01:28.731	54.865	+0.486	22.081	16.274	16.510
							8	12:02:23.179	54.448	+0.069	21.857	<b>16.240</b>	16.351
							9	12:03:17.640	54.461	+0.082	21.798	16.263	16.400
							10	12:04:12.019	<b>54.379</b>		<b>21.750</b>	16.263	16.366





# Rotax Euro Challenge 2013 Genk / Belgium

Rotax DD2 Genk / Belgium 1,360 Km

RACE 6 Qualifying Heat 2 C-D 2013-03-30 11:50

Race (10 Laps) started at 11:54:54

Lap	Time of Day	Lap Tm	Diff	S1 Tm	S2 Tm	S3 Tm	Lap	Time of Day	Lap Tm	Diff	S1 Tm	S2 Tm	S3 Tm
<b>(732) Marc BERTEAUX</b>							5	11:59:45.173	55.221	+0.878	22.085	16.759	16.377
1	11:55:57.172	1:00.266	+5.572	24.963	17.642	17.661	6	12:00:39.977	54.804	+0.461	21.932	16.438	16.434
2	11:56:52.939	55.767	+1.073	22.396	16.594	16.777	7	12:01:34.515	54.538	+0.195	21.862	<b>16.304</b>	<b>16.372</b>
3	11:57:48.738	55.799	+1.105	22.410	16.691	16.698	8	12:02:28.858	<b>54.343</b>	<b>21.640</b>	16.325	16.378	16.378
4	11:58:43.894	55.156	+0.462	22.015	16.501	16.640	9	12:03:23.359	54.501	+0.158	21.659	16.389	16.453
5	11:59:39.044	55.150	+0.456	22.044	16.533	16.573	10	12:04:18.086	54.727	+0.384	21.783	16.363	16.581
6	12:00:33.738	<b>54.694</b>		21.861	16.402	<b>16.431</b>	<b>(655) Karel FRANSEN</b>						
7	12:01:29.014	55.276	+0.582	22.498	16.318	16.460	1	11:55:59.266	1:01.976	+7.057	26.287	17.974	17.715
8	12:02:23.932	54.918	+0.224	21.926	16.478	16.514	2	11:56:55.465	56.199	+1.280	22.562	16.844	16.793
9	12:03:18.700	54.768	+0.074	<b>21.794</b>	<b>16.261</b>	16.713	3	11:57:51.061	55.596	+0.677	22.145	16.583	16.868
10	12:04:14.030	55.330	+0.636	22.161	16.458	16.711	4	11:58:47.678	56.617	+1.698	22.377	17.376	16.864
							5	11:59:42.676	54.998	+0.079	21.973	16.481	<b>16.544</b>
							6	12:00:37.606	54.930	+0.011	<b>21.829</b>	16.407	16.694
							7	12:01:32.728	55.122	+0.203	22.118	16.456	16.548
							8	12:02:28.194	55.466	+0.547	21.967	16.937	16.562
							9	12:03:23.113	<b>54.919</b>		21.914	16.437	16.568
							10	12:04:18.261	55.148	+0.229	21.907	<b>16.396</b>	16.845
<b>(658) Janno THEUSSING</b>							<b>(609) Haralds GARKAKLIS</b>						
1	11:55:59.051	1:02.832	+8.217	28.109	17.609	17.114	1	11:56:05.385	1:09.436	+15.036	35.322	17.209	16.905
2	11:56:55.146	56.095	+1.480	22.685	16.699	16.711	2	11:57:00.715	55.330	+0.930	22.322	16.454	16.554
3	11:57:50.834	55.688	+1.073	22.087	16.630	16.971	3	11:57:55.452	54.737	+0.337	21.999	16.293	16.445
4	11:58:46.848	56.014	+1.399	22.208	17.290	16.516	4	11:58:50.251	54.799	+0.399	21.883	16.322	16.594
5	11:59:41.807	54.959	+0.344	22.009	16.488	16.462	5	11:59:44.936	54.685	+0.285	21.839	16.456	16.390
6	12:00:36.536	54.729	+0.114	21.902	16.407	16.420	6	12:00:39.886	54.950	+0.550	22.040	16.438	16.472
7	12:01:31.151	<b>54.615</b>		<b>21.859</b>	16.302	16.454	7	12:01:34.797	54.911	+0.511	22.200	16.279	16.432
8	12:02:25.768	54.617	+0.002	21.966	<b>16.293</b>	<b>16.358</b>	8	12:02:29.197	<b>54.400</b>	<b>21.816</b>	<b>16.222</b>	<b>16.362</b>	16.464
9	12:03:20.607	54.839	+0.224	21.915	16.461	16.463	9	12:03:23.876	54.679	+0.279	21.841	16.374	16.464
10	12:04:15.247	54.640	+0.025	21.871	16.351	16.418	10	12:04:18.436	54.560	+0.160	21.926	16.252	16.382
<b>(623) Marcel STEINERT</b>							<b>(644) Sascha-Pio HAIDA</b>						
1	11:55:57.295	1:00.588	+5.611	25.566	17.526	17.496	1	11:56:05.325	1:09.217	+14.638	24.103	27.424	17.690
2	11:56:53.458	56.163	+1.186	22.768	16.692	16.703	2	11:57:01.845	56.520	+1.941	22.782	16.779	16.959
3	11:57:49.145	55.687	+0.710	22.285	16.541	16.861	3	11:57:57.232	55.387	+0.808	22.202	16.489	16.696
4	11:58:45.293	56.148	+1.171	22.889	16.610	16.649	4	11:58:52.246	55.014	+0.435	22.052	16.457	16.505
5	11:59:40.473	55.180	+0.203	22.125	16.517	16.538	5	11:59:47.213	54.967	+0.388	21.928	16.410	16.629
6	12:00:35.604	55.131	+0.154	22.171	16.455	<b>16.505</b>	6	12:00:42.341	55.128	+0.549	22.202	16.370	16.556
7	12:01:30.918	55.314	+0.337	<b>21.862</b>	16.467	16.985	7	12:01:36.920	<b>54.579</b>		21.825	<b>16.308</b>	16.446
8	12:02:26.197	55.279	+0.302	22.332	16.413	16.534	8	12:02:31.716	54.796	+0.217	21.897	16.316	16.583
9	12:03:21.389	55.192	+0.215	22.131	16.520	16.541	9	12:03:26.362	54.646	+0.067	<b>21.823</b>	16.378	<b>16.445</b>
10	12:04:16.366	<b>54.977</b>		22.041	<b>16.409</b>	16.527	10	12:04:21.233	54.871	+0.292	21.914	16.445	16.512
<b>(633) Alexis COURSAULT</b>							<b>(611) ERWIN MONTFOORT</b>						
1	11:56:03.877	1:07.594	+13.367	24.237	26.136	17.221	1	11:56:02.095	1:06.035	+11.107	31.632	17.295	17.108
2	11:56:59.255	55.378	+1.151	22.226	16.573	16.579	2	11:56:57.941	55.846	+0.918	22.499	16.600	16.747
3	11:57:54.018	54.763	+0.536	21.942	16.394	16.427	3	11:57:53.384	55.443	+0.515	22.300	16.462	16.681
4	11:58:49.670	55.652	+1.425	22.010	16.971	16.671	4	11:58:49.181	55.797	+0.869	22.501	16.629	16.667
5	11:59:44.425	54.755	+0.528	21.920	16.309	16.526	5	11:59:44.215	55.034	+0.106	22.050	<b>16.340</b>	16.644
6	12:00:39.053	54.628	+0.401	21.994	16.243	16.391	6	12:00:40.513	56.298	+1.370	22.560	17.006	16.732
7	12:01:33.280	<b>54.227</b>		21.656	<b>16.205</b>	16.366	7	12:01:35.441	<b>54.928</b>		<b>21.978</b>	16.340	16.610
8	12:02:27.900	54.620	+0.393	21.755	16.432	16.433	8	12:02:30.580	55.139	+0.211	22.107	16.456	16.576
9	12:03:22.321	54.421	+0.194	<b>21.609</b>	16.468	16.344	9	12:03:25.972	55.392	+0.464	22.044	16.636	16.712
10	12:04:16.759	54.438	+0.211	21.691	16.431	<b>16.316</b>	10	12:04:21.440	55.468	+0.540	22.542	16.409	<b>16.517</b>
<b>(676) Luke VAN RENSBURG</b>							<b>(725) Igor MUKHIN</b>						
1	11:55:57.422	1:00.683	+6.049	25.782	17.513	17.388	1	11:55:57.611	1:01.352	+6.710	26.795	17.489	17.068
2	11:56:54.007	56.585	+1.951	23.114	16.732	16.739	2	11:56:54.169	56.558	+1.916	23.232	16.683	16.643
3	11:57:51.771	57.764	+3.130	22.176	17.256	18.332	3	11:57:50.891	56.722	+2.080	22.546	16.853	17.323
4	11:58:47.488	55.717	+1.083	22.130	16.843	16.744	4	11:58:46.256	55.365	+0.723	22.236	16.631	16.498
5	11:59:42.372	54.884	+0.250	21.897	16.328	16.659	5	11:59:41.228	54.972	+0.330	22.020	16.435	16.517
6	12:00:37.547	55.175	+0.541	21.919	16.402	16.854	6	12:00:35.998	54.770	+0.128	21.981	16.353	<b>16.436</b>
7	12:01:32.232	54.685	+0.051	21.915	<b>16.322</b>	16.448	7	12:01:30.726	54.728	+0.086	<b>21.752</b>	<b>16.297</b>	16.679
8	12:02:26.866	<b>54.634</b>		<b>21.840</b>	16.379	<b>16.415</b>	8	12:02:25.368	<b>54.642</b>		21.773	16.418	16.451
9	12:03:21.891	55.025	+0.391	21.986	16.486	16.553	9	12:03:28.250	1:02.882	+8.240	21.917	23.723	17.242
10	12:04:17.193	55.302	+0.668	21.924	16.817	16.561	10	12:04:23.575	55.325	+0.683	22.225	16.513	16.587
<b>(622) Andreas BACKMAN</b>													
1	11:56:04.112	1:08.279	+13.936	32.685	18.461	17.133							
2	11:56:59.527	55.415	+1.072	22.252	16.549	16.614							
3	11:57:54.228	54.701	+0.358	21.925	16.305	16.471							
4	11:58:49.952	55.724	+1.381	22.011	16.829	16.884							



# Rotax Euro Challenge 2013 Genk / Belgium

Rotax DD2

Genk / Belgium 1,360 Km

RACE 6 Qualifying Heat 2 C-D

2013-03-30 11:50

Race (10 Laps) started at 11:54:54

Lap	Time of Day	Lap Tm	Diff	S1 Tm	S2 Tm	S3 Tm	Lap	Time of Day	Lap Tm	Diff	S1 Tm	S2 Tm	S3 Tm
<b>(736) Maxim SHAPOSHNIKOV</b>													
1	11:55:58.440	1:01.561	+5.152	26.043	18.125	17.393							
2	11:56:56.162	57.722	+1.313	23.391	17.378	16.953							
3	11:57:53.006	56.844	+0.435	22.690	16.867	17.287							
4	11:58:50.537	57.531	+1.122	23.527	16.913	17.091							
5	11:59:47.054	56.517	+0.108	22.713	16.891	<b>16.913</b>							
6	12:00:43.553	56.499	+0.090	22.760	16.780	16.959							
7	12:01:39.962	<b>56.409</b>		<b>22.628</b>	<b>16.750</b>	17.031							
8	12:02:36.403	56.441	+0.032	22.722	16.757	16.962							
9	12:03:33.037	56.634	+0.225	22.682	16.910	17.042							
10	12:04:29.906	56.869	+0.460	22.767	16.970	17.132							

<b>(624) Anna-Lisa DREYSPRING</b>													
1	11:56:10.404	1:13.912	+18.223	25.267	17.531	31.114							
2	11:57:07.888	57.484	+1.795	23.423	17.067	16.994							
3	11:58:03.845	55.957	+0.268	22.474	16.643	<b>16.840</b>							
4	11:58:59.738	55.893	+0.204	<b>22.068</b>	16.927	16.898							
5	11:59:56.276	56.538	+0.849	23.014	16.647	16.877							
6	12:00:51.965	<b>55.689</b>		22.196	16.611	16.882							
7	12:01:47.683	55.718	+0.029	22.231	16.631	16.856							
8	12:02:43.470	55.787	+0.098	22.355	<b>16.532</b>	16.900							
9	12:03:39.310	55.840	+0.151	22.396	16.544	16.900							
10	12:04:35.506	56.196	+0.507	22.455	16.674	17.067							

<b>(740) Mathias BAUMEISTER</b>													
1	11:56:10.320	1:13.099	+17.475	26.174	28.645	18.280							
2	11:57:07.122	56.802	+1.178	22.942	16.867	16.993							
3	11:58:03.289	56.167	+0.543	22.454	16.686	17.027							
4	11:58:59.608	56.319	+0.695	22.352	17.040	16.927							
5	11:59:56.516	56.908	+1.284	23.364	16.617	16.927							
6	12:00:52.140	<b>55.624</b>		22.246	<b>16.483</b>	16.895							
7	12:01:47.856	55.716	+0.092	<b>22.168</b>	16.696	16.852							
8	12:02:43.578	55.722	+0.098	22.451	16.573	<b>16.698</b>							
9	12:03:39.544	55.966	+0.342	22.508	16.659	16.799							
10	12:04:35.689	56.145	+0.521	22.366	16.793	16.986							

<b>(735) Chris GROEN</b>													
1	11:55:56.047	59.548	+4.679	24.787	17.651	17.110							
2	11:56:52.726	56.679	+1.810	23.081	16.824	16.774							
3	11:57:49.072	56.346	+1.477	22.327	16.779	17.240							
4	11:58:44.507	55.435	+0.566	22.256	16.601	16.578							
5	11:59:40.240	55.733	+0.864	22.610	16.565	16.558							
6	12:00:35.222	54.982	+0.113	<b>21.984</b>	16.480	16.518							
7	12:01:30.091	<b>54.869</b>		21.991	<b>16.382</b>	<b>16.496</b>							
8	12:02:24.998	54.907	+0.038	21.988	16.392	16.527							
9	12:03:30.936	1:05.938	+11.069	22.064	26.189	17.685							



# Rotax Euro Challenge 2013 Genk / Belgium

Rotax DD2

Genk / Belgium 1,360 Km

RACE 13 Qualifying Heat 3 B-C

2013-03-30 14:40

Race (10 Laps) started at 14:42:58

Pos	No.	Name	Nat.	Chassis	Race Team	Laps	Total Tm	Diff	Best Tm	In Lap	km/h	Points
1	603	Xen DE RUWE	BEL	Formula K	FK Racing Team AB Ltd	10	9:06.798		54.062	4	90,563	0
2	606	Lucas ORROCK	GBR	Kosmic	Team Orrrok	10	9:07.300	0.502	54.073	7	90,544	2
3	601	Mathias DETIGE	BEL	MS Kart	Bouvin Power	10	9:07.374	0.576	54.075	7	90,541	3
4	629	Ferenc KANCSAR	HUN	Birel	KMS Europe	10	9:07.529	0.731	54.055	7	90,574	4
5	631	Barrie PULLINGER	GBR	Alonso	Dan Holland Racing	10	9:07.768	0.970	54.076	7	90,539	5
6	608	Kevin LUDI	CHE	Birel	Spirit Racing	10	9:08.263	1.465	54.190	5	90,349	6
7	645	Chris STERKEN	NLD	CRG	CRG Holland	10	9:10.176	3.378	54.086	7	90,523	7
8	622	Andreas BACKMAN	SWE	Tonykart	Strawberry Racing	10	9:10.325	3.527	53.990	7	90,683	8
9	616	Antti RAMMO	EST	Tonykart	Aix Racing Team	10	9:10.691	3.893	54.148	7	90,419	9
10	617	Luka KAMALI	DEU	CRG	TAD Racing	10	9:11.481	4.683	54.333	6	90,111	10
11	633	Alexis COURSAULT	FRA	Birel	MGT	10	9:15.845	9.047	54.158	7	90,402	11
12	649	Alexander ZENKIN	RUS	Intrepid	Intrepid Driver Program	10	9:16.385	9.587	54.595	6	89,679	12
13	659	Giel BRONDER	NLD	Gillard	PDB Racing	10	9:17.434	10.636	54.704	5	89,500	13
14	644	Sascha-Pio HAIDA	DEU	Birel	Haida Motorsport	10	9:17.568	10.770	54.372	6	90,046	14
15	639	Maxime GRAVOUILLE	FRA	Sodi	Kart Pro Racing	10	9:18.206	11.408	54.270	8	90,216	15
16	621	MARTINS STEINERTS	LVA	MS Kart	MS Kart Racing Team	10	9:24.824	18.026	54.738	5	89,444	16
17	746	Dennis KROES	NLD	Tonykart	Team Kroes	10	9:25.165	18.367	55.235	8	88,639	17
18	626	Andrey STEPANOV	RUS	Intrepid	Intrepid Driver Program	10	9:25.200	18.402	54.916	6	89,154	18
19	719	Florent LAMBERT	GBR	Tonykart	Tatum Racing	10	9:25.390	18.592	55.147	8	88,781	19
20	623	Marcel STEINERT	DEU	Tonykart	KSW Racing	10	9:25.390	18.592	54.717	6	89,479	20
21	748	Mikko LAINE	FIN	Formula K	Mikko Laine	10	9:25.454	18.656	54.936	6	89,122	21
22	740	Mathias BAUMEISTER	DEU	Tonykart	KSW Racing	10	9:25.743	18.945	55.330	7	88,487	22
23	735	Chris GROEN	NLD	Kosmic	Team Kroes	10	9:34.007	27.209	55.196	8	88,702	23
24	736	Maxim SHAPOSHNIKOV	RUS	Kosmic	TBA	10	9:39.145	32.347	56.310	6	86,947	24
25	658	Janno THEUSSING	NLD	Gillard	PDB Racing	10	9:55.963	49.165	54.921	5	89,146	25
26	651	Andreas STIEHR	DEU	Intrepid	KSW Racing	9	8:32.431	1 Lap	54.833	6	89,289	26
27	730	Normunds STANEVICS	LVA	Gillard	MRG Racing		1.676	10 Laps		0	-	27
28	655	Karel FRANSEN	BEL	Zanardi	Schepers Racing		2.409	10 Laps		0	-	28

## Announcements

These results are provisional until the conclusion of any judicial and technical matters

Started: 28 Classified: 28 Not classified: 0

Margin of Victory	Ø km/h	Best Lap Tm	km/h	Best Lap by
0.502	89,539	53.990	90,683	622 - Andreas BACKMAN

Official Timing [www.camp-company.de](http://www.camp-company.de) / [www.motorsport-events.se](http://www.motorsport-events.se)

Orbits

Timekeeping Ingrid and Meik Wagner:

Clerk of the course Nigel Edwards:

[www.mylaps.com](http://www.mylaps.com)

Steward (Chairman) Horst Seidel:

Chief Scrutineer Paul Klaassen:

Licensed to: Motorsport Events

Printed: 2013-03-30 14:53:47

posted at:

h



# Rotax Euro Challenge 2013 Genk / Belgium

Rotax DD2 Genk / Belgium 1,360 Km

RACE 13 Qualifying Heat 3 B-C 2013-03-30 14:40

Race (10 Laps) started at 14:42:58

Lap	Time of Day	Lap Tm	Diff	S1 Tm	S2 Tm	S3 Tm	Lap	Time of Day	Lap Tm	Diff	S1 Tm	S2 Tm	S3 Tm
<b>(603) Xen DE RUWE</b>							5	14:47:34.379	<b>54.190</b>		21.688	<b>16.182</b>	<b>16.320</b>
1	14:43:55.436	56.892	+2.830	23.396	16.653	16.843	6	14:48:28.603	54.224	+0.034	<b>21.641</b>	16.240	16.343
2	14:44:50.281	54.845	+0.783	22.142	16.348	16.355	7	14:49:22.825	54.222	+0.032	21.671	16.199	16.352
3	14:45:44.541	54.260	+0.198	21.745	16.246	16.269	8	14:50:17.310	54.485	+0.295	21.661	16.248	16.576
4	14:46:38.603	<b>54.062</b>		21.640	<b>16.188</b>	<b>16.234</b>	9	14:51:12.308	54.998	+0.808	22.362	16.285	16.351
5	14:47:32.666	54.063	+0.001	<b>21.537</b>	16.189	16.337	10	14:52:06.569	54.261	+0.071	21.666	16.214	16.381
6	14:48:27.029	54.363	+0.301	21.768	16.227	16.368	<b>(645) Chris STERKEN</b>						
7	14:49:21.246	54.217	+0.155	21.582	16.278	16.357	1	14:43:57.963	58.499	+4.413	24.866	16.926	16.707
8	14:50:16.411	55.165	+1.103	22.145	16.646	16.374	2	14:44:53.762	55.799	+1.713	21.981	17.249	16.569
9	14:51:10.724	54.313	+0.251	21.744	16.209	16.360	3	14:45:48.591	54.829	+0.743	21.864	16.559	16.406
10	14:52:05.104	54.380	+0.318	21.780	16.247	16.353	4	14:46:42.958	54.367	+0.281	21.827	16.242	16.298
<b>(606) Lucas ORROCK</b>							5	14:47:37.112	54.154	+0.068	21.605	16.246	16.303
1	14:43:55.714	56.789	+2.716	23.389	16.749	16.651	6	14:48:31.321	54.209	+0.123	<b>21.577</b>	16.284	16.348
2	14:44:50.804	55.090	+1.017	22.103	16.546	16.441	7	14:49:25.407	<b>54.086</b>		21.585	16.213	<b>16.288</b>
3	14:45:45.205	54.401	+0.328	21.700	16.307	16.394	8	14:50:19.562	54.155	+0.069	21.612	<b>16.174</b>	16.369
4	14:46:39.519	54.314	+0.241	21.714	16.254	16.346	9	14:51:13.759	54.197	+0.111	21.621	16.262	16.314
5	14:47:33.676	54.157	+0.084	<b>21.554</b>	16.260	16.343	10	14:52:08.482	54.723	+0.637	22.039	16.242	16.442
6	14:48:27.908	54.232	+0.159	21.608	16.318	16.306	<b>(622) Andreas BACKMAN</b>						
7	14:49:21.981	<b>54.073</b>		21.559	16.226	<b>16.288</b>	1	14:43:57.539	58.239	+4.249	24.397	16.766	17.076
8	14:50:16.846	54.865	+0.792	21.627	16.707	16.531	2	14:44:53.059	55.520	+1.530	21.998	16.756	16.766
9	14:51:11.022	54.176	+0.103	21.620	<b>16.189</b>	16.367	3	14:45:48.754	55.695	+1.705	22.102	17.139	16.454
10	14:52:05.606	54.584	+0.511	21.712	16.294	16.578	4	14:46:43.222	54.468	+0.478	21.888	16.215	16.365
<b>(601) Mathias DETIGE</b>							5	14:47:37.272	54.050	+0.060	<b>21.572</b>	16.131	16.347
1	14:43:55.479	57.100	+3.025	23.391	16.758	16.951	6	14:48:31.523	54.251	+0.261	21.649	16.260	16.342
2	14:44:51.164	55.685	+1.610	22.265	16.885	16.535	7	14:49:25.513	<b>53.990</b>		21.596	<b>16.109</b>	<b>16.285</b>
3	14:45:45.580	54.416	+0.341	21.799	16.261	16.356	8	14:50:19.753	54.240	+0.250	21.720	16.198	16.322
4	14:46:39.754	54.174	+0.099	21.645	16.261	<b>16.268</b>	9	14:51:14.162	54.409	+0.419	21.654	16.366	16.389
5	14:47:33.866	54.112	+0.037	21.568	16.205	16.339	10	14:52:08.631	54.469	+0.479	21.723	16.344	16.402
6	14:48:28.086	54.220	+0.145	21.529	16.308	16.383	<b>(616) Antti RAMMO</b>						
7	14:49:22.161	<b>54.075</b>		<b>21.501</b>	16.192	16.382	1	14:43:57.745	58.674	+4.526	25.068	16.762	16.844
8	14:50:17.055	54.894	+0.819	21.627	16.673	16.594	2	14:44:52.925	55.180	+1.032	22.072	16.575	16.533
9	14:51:11.208	54.153	+0.078	21.668	<b>16.162</b>	16.323	3	14:45:48.039	55.114	+0.966	22.056	16.657	16.401
10	14:52:05.680	54.472	+0.397	21.658	16.279	16.535	4	14:46:42.334	54.295	+0.147	21.721	16.251	16.323
<b>(629) Ferenc KANCSAR</b>							5	14:47:36.595	54.261	+0.113	21.742	16.214	16.305
1	14:43:54.522	56.216	+2.161	23.066	16.573	16.577	6	14:48:30.788	54.193	+0.045	<b>21.649</b>	16.232	16.312
2	14:44:49.416	54.894	+0.839	22.008	16.413	16.473	7	14:49:24.936	<b>54.148</b>		21.719	<b>16.159</b>	<b>16.270</b>
3	14:45:43.878	54.462	+0.407	21.856	16.224	16.382	8	14:50:19.192	54.256	+0.108	21.774	16.203	16.279
4	14:46:38.263	54.385	+0.330	21.735	16.268	16.382	9	14:51:13.571	54.379	+0.231	21.775	16.309	16.295
5	14:47:32.737	54.474	+0.419	<b>21.609</b>	16.241	16.624	10	14:52:08.997	55.426	+1.278	22.657	16.320	16.449
6	14:48:27.271	54.534	+0.479	21.939	16.280	16.315	<b>(617) Luka KAMALI</b>						
7	14:49:21.326	<b>54.055</b>		21.631	16.210	<b>16.214</b>	1	14:43:56.086	57.043	+2.710	23.605	16.743	16.695
8	14:50:17.222	55.896	+1.841	22.013	16.921	16.962	2	14:44:52.374	56.288	+1.955	22.057	16.687	17.544
9	14:51:11.481	54.259	+0.204	21.734	<b>16.202</b>	16.323	3	14:45:47.091	54.717	+0.384	22.059	16.207	16.451
10	14:52:05.835	54.354	+0.299	21.624	16.282	16.448	4	14:46:41.445	54.354	+0.021	21.732	16.271	16.351
<b>(631) Barrie PULLINGER</b>							5	14:47:35.794	54.349	+0.016	<b>21.722</b>	16.195	16.432
1	14:43:56.412	57.614	+3.538	24.209	16.754	16.651	6	14:48:30.127	<b>54.333</b>		21.733	16.157	16.443
2	14:44:52.100	55.688	+1.612	22.238	16.405	17.045	7	14:49:24.511	54.384	+0.051	21.772	16.271	<b>16.341</b>
3	14:45:46.641	54.541	+0.465	21.907	16.268	16.366	8	14:50:18.967	54.456	+0.123	21.820	16.245	16.391
4	14:46:40.975	54.334	+0.258	21.870	16.164	16.300	9	14:51:13.428	54.461	+0.128	21.864	<b>16.154</b>	16.443
5	14:47:35.107	54.132	+0.056	<b>21.614</b>	16.148	16.370	10	14:52:09.787	56.359	+2.026	23.258	16.661	16.440
6	14:48:29.227	54.120	+0.044	21.630	16.153	16.337	<b>(633) Alexis COURSAULT</b>						
7	14:49:23.303	<b>54.076</b>		21.667	<b>16.142</b>	<b>16.267</b>	1	14:43:59.806	59.943	+5.785	25.802	17.415	16.726
8	14:50:17.493	54.190	+0.114	21.630	16.222	16.338	2	14:44:55.714	55.908	+1.750	22.011	17.326	16.571
9	14:51:11.885	54.392	+0.316	21.920	16.184	16.288	3	14:45:52.214	56.500	+2.342	23.299	16.725	16.476
10	14:52:06.074	54.189	+0.113	21.718	16.167	16.304	4	14:46:46.803	54.589	+0.431	21.761	16.475	16.353
<b>(608) Kevin LUDI</b>							5	14:47:41.025	54.222	+0.064	<b>21.600</b>	16.263	16.359
1	14:43:55.705	56.943	+2.753	23.306	16.763	16.874	6	14:48:35.298	54.273	+0.115	21.663	16.279	<b>16.331</b>
2	14:44:51.467	55.762	+1.572	22.635	16.538	16.589	7	14:49:29.456	<b>54.158</b>		21.628	<b>16.151</b>	16.379
3	14:45:45.914	54.447	+0.257	21.761	16.294	16.392	8	14:50:24.726	55.270	+1.112	22.078	16.345	16.847
4	14:46:40.189	54.275	+0.085	21.696	16.201	16.378	9	14:51:19.747	55.021	+0.863	22.197	16.383	16.441
							10	14:52:14.151	54.404	+0.246	21.696	16.287	16.421



# Rotax Euro Challenge 2013 Genk / Belgium

Rotax DD2 Genk / Belgium 1,360 Km  
 RACE 13 Qualifying Heat 3 B-C 2013-03-30 14:40

Race (10 Laps) started at 14:42:58

Lap	Time of Day	Lap Tm	Diff	S1 Tm	S2 Tm	S3 Tm	Lap	Time of Day	Lap Tm	Diff	S1 Tm	S2 Tm	S3 Tm
<b>(649) Alexander ZENKIN</b>							5	14:47:43.289	55.967	+0.732	22.396	16.786	16.785
1	14:43:56.902	57.635	+3.040	23.920	16.865	16.850	6	14:48:39.227	55.938	+0.703	22.239	17.012	16.687
2	14:44:52.440	55.538	+0.943	22.200	16.707	16.631	7	14:49:35.300	56.073	+0.838	22.636	16.745	16.692
3	14:45:48.463	56.023	+1.428	22.486	17.013	16.524	8	14:50:30.535	<b>55.235</b>		22.119	<b>16.491</b>	16.625
4	14:46:44.669	56.206	+1.611	23.278	16.447	16.481	9	14:51:26.358	55.823	+0.588	22.210	17.074	<b>16.539</b>
5	14:47:39.268	54.599	+0.004	21.830	<b>16.339</b>	<b>16.430</b>	10	14:52:23.471	57.113	+1.878	22.375	16.982	17.756
6	14:48:33.863	<b>54.595</b>		<b>21.728</b>	16.366	16.501	<b>(626) Andrey STEPANOV</b>						
7	14:49:29.008	55.145	+0.550	22.142	16.483	16.520	1	14:44:02.673	1:02.583	+7.667	26.531	19.083	16.969
8	14:50:24.847	55.839	+1.244	22.760	16.475	16.604	2	14:44:58.412	55.739	+0.823	22.621	16.556	16.562
9	14:51:20.010	55.163	+0.568	22.189	16.507	16.467	3	14:45:54.127	55.715	+0.799	22.165	16.618	16.932
10	14:52:14.691	54.681	+0.086	21.820	16.348	16.513	4	14:46:50.702	56.575	+1.659	22.579	17.008	16.988
<b>(659) Giel BRONDER</b>							5	14:47:45.860	55.158	+0.242	22.078	16.619	16.461
1	14:43:58.338	58.934	+4.230	24.869	17.287	16.778	6	14:48:40.776	<b>54.916</b>		22.112	<b>16.361</b>	<b>16.443</b>
2	14:44:53.981	55.643	+0.939	22.147	16.798	16.698	7	14:49:36.009	55.233	+0.317	<b>21.819</b>	16.559	16.855
3	14:45:49.109	55.128	+0.424	22.016	16.511	16.601	8	14:50:31.428	55.419	+0.503	22.475	16.470	16.474
4	14:46:44.120	55.011	+0.307	22.156	<b>16.298</b>	16.557	9	14:51:26.852	55.424	+0.508	21.967	16.971	16.486
5	14:47:38.824	<b>54.704</b>		21.882	<b>16.343</b>	<b>16.479</b>	10	14:52:23.506	56.654	+1.738	22.255	16.978	17.421
6	14:48:33.642	54.818	+0.114	<b>21.816</b>	16.384	16.618	<b>(719) Florent LAMBERT</b>						
7	14:49:28.438	54.796	+0.092	21.863	16.350	16.583	1	14:43:57.198	58.032	+2.885	24.310	16.909	16.813
8	14:50:24.824	56.386	+1.682	22.615	16.493	17.278	2	14:44:56.238	59.040	+3.893	22.266	19.601	17.173
9	14:51:20.579	55.755	+1.051	22.441	16.660	16.654	3	14:45:52.388	56.150	+1.003	22.731	16.985	<b>16.434</b>
10	14:52:15.740	55.161	+0.457	22.049	16.493	16.619	4	14:46:47.568	55.180	+0.033	<b>21.876</b>	16.832	16.472
<b>(644) Sascha-Pio HAIDA</b>							5	14:47:43.462	55.894	+0.747	22.071	17.275	16.548
1	14:43:58.921	59.200	+4.828	24.893	17.246	17.061	6	14:48:39.897	56.435	+1.288	22.312	16.932	17.191
2	14:44:55.228	56.307	+1.935	22.688	16.931	16.688	7	14:49:35.631	55.734	+0.587	22.108	16.720	16.906
3	14:45:50.413	55.185	+0.813	22.028	16.550	16.607	8	14:50:30.778	<b>55.147</b>		22.141	<b>16.528</b>	16.478
4	14:46:45.323	54.910	+0.538	21.981	16.409	16.520	9	14:51:26.461	55.683	+0.536	22.214	17.013	16.456
5	14:47:39.770	54.447	+0.075	21.752	16.318	16.377	10	14:52:23.696	57.235	+2.088	22.496	17.041	17.698
6	14:48:34.142	<b>54.372</b>		<b>21.699</b>	<b>16.300</b>	<b>16.373</b>	<b>(623) Marcel STEINERT</b>						
7	14:49:28.692	54.550	+0.178	21.797	16.312	16.441	1	14:44:01.374	1:01.102	+6.385	25.472	18.735	16.895
8	14:50:24.658	55.966	+1.594	22.210	16.496	17.260	2	14:44:57.570	56.196	+1.479	22.991	16.630	16.575
9	14:51:21.100	56.442	+2.070	22.600	16.797	17.045	3	14:45:53.835	56.265	+1.548	22.279	16.846	17.140
10	14:52:15.874	54.774	+0.402	21.921	16.360	16.493	4	14:46:50.406	56.571	+1.854	22.378	17.271	16.922
<b>(639) Maxime GRAVOUILLE</b>							5	14:47:45.706	55.300	+0.583	22.162	16.592	16.546
1	14:44:01.465	1:01.028	+6.758	25.993	18.242	16.793	6	14:48:40.423	<b>54.717</b>		<b>21.901</b>	<b>16.378</b>	<b>16.438</b>
2	14:44:57.003	55.538	+1.268	22.486	16.467	16.585	7	14:49:36.173	55.750	+1.033	22.028	16.592	17.130
3	14:45:53.074	56.071	+1.801	22.486	16.972	16.613	8	14:50:32.215	56.042	+1.325	22.498	16.674	16.870
4	14:46:48.063	54.989	+0.719	22.018	16.510	16.461	9	14:51:27.264	55.049	+0.332	22.028	16.399	16.622
5	14:47:43.407	55.344	+1.074	21.773	16.869	16.702	10	14:52:23.696	56.432	+1.715	22.024	17.000	17.408
6	14:48:38.893	55.486	+1.216	22.187	16.756	16.543	<b>(748) Mikko LAINE</b>						
7	14:49:33.399	54.506	+0.236	21.835	16.253	16.418	1	14:44:02.346	1:02.173	+7.237	26.497	18.518	17.158
8	14:50:27.669	<b>54.270</b>		<b>21.684</b>	<b>16.217</b>	<b>16.369</b>	2	14:44:57.852	55.506	+0.570	22.432	16.488	16.586
9	14:51:22.142	54.473	+0.203	21.771	16.326	16.376	3	14:45:53.690	55.838	+0.902	22.197	16.715	16.926
10	14:52:16.512	54.370	+0.100	21.692	16.266	16.412	4	14:46:50.764	57.074	+2.138	22.765	17.147	17.162
<b>(621) MARTINS STEINERTS</b>							5	14:47:46.290	55.526	+0.590	22.147	16.770	16.609
1	14:44:02.560	1:01.860	+7.122	26.082	18.597	17.181	6	14:48:41.226	<b>54.936</b>		21.980	<b>16.428</b>	<b>16.528</b>
2	14:44:58.223	55.663	+0.925	22.435	16.619	16.609	7	14:49:36.326	55.100	+0.164	<b>21.880</b>	16.454	16.766
3	14:45:53.984	55.761	+1.023	22.080	16.690	16.991	8	14:50:31.962	55.636	+0.700	22.506	16.547	16.583
4	14:46:49.498	55.514	+0.776	22.297	16.628	16.589	9	14:51:27.319	55.357	+0.421	21.952	16.645	16.760
5	14:47:44.236	<b>54.738</b>		<b>21.904</b>	<b>16.306</b>	<b>16.528</b>	10	14:52:23.760	56.441	+1.505	22.205	17.000	17.236
6	14:48:40.081	55.845	+1.107	22.057	16.890	16.898	<b>(740) Mathias BAUMEISTER</b>						
7	14:49:35.572	55.491	+0.753	22.142	16.581	16.768	1	14:44:03.285	1:02.671	+7.341	26.129	19.098	17.444
8	14:50:30.639	55.067	+0.329	22.073	16.438	16.556	2	14:44:59.741	56.456	+1.126	22.720	16.883	16.853
9	14:51:26.257	55.618	+0.880	22.199	16.720	16.699	3	14:45:55.426	55.685	+0.355	22.237	16.674	16.774
10	14:52:23.130	56.873	+2.135	22.575	16.959	17.339	4	14:46:51.109	55.683	+0.353	22.248	16.603	16.832
<b>(746) Dennis KROES</b>							5	14:47:46.924	55.815	+0.485	22.160	16.884	16.771
1	14:43:59.117	59.436	+4.201	25.271	17.302	16.863	6	14:48:42.312	55.388	+0.058	22.098	<b>16.474</b>	16.816
2	14:44:55.513	56.396	+1.161	22.529	17.070	16.797	7	14:49:37.642	<b>55.330</b>		<b>22.090</b>	16.593	<b>16.647</b>
3	14:45:51.837	56.324	+1.089	23.093	16.568	16.663	8	14:50:33.052	55.410	+0.080	22.112	16.545	16.753
4	14:46:47.322	55.485	+0.250	<b>22.009</b>	16.932	16.544	9	14:51:28.665	55.613	+0.283	22.196	16.631	16.786
							10	14:52:24.049	55.384	+0.054	22.129	16.543	16.712



# Rotax Euro Challenge 2013 Genk / Belgium

Rotax DD2

Genk / Belgium 1,360 Km

RACE 13 Qualifying Heat 3 B-C

2013-03-30 14:40

Race (10 Laps) started at 14:42:58

Lap	Time of Day	Lap Tm	Diff	S1 Tm	S2 Tm	S3 Tm	Lap	Time of Day	Lap Tm	Diff	S1 Tm	S2 Tm	S3 Tm
<b>(735) Chris GROEN</b>													
1	14:44:00.556	1:00.528	+5.332	25.875	17.844	16.809							
2	14:44:56.522	55.966	+0.770	22.187	16.703	17.076							
3	14:45:52.831	56.309	+1.113	22.812	16.892	16.605							
4	14:46:48.478	55.647	+0.451	22.334	16.782	<b>16.531</b>							
5	14:47:44.008	55.530	+0.334	<b>21.797</b>	16.798	16.935							
6	14:48:39.676	55.668	+0.472	22.165	16.793	16.710							
7	14:49:46.221	1:06.545	+11.349	32.818	16.964	16.763							
8	14:50:41.417	<b>55.196</b>		21.958	16.609	16.629							
9	14:51:36.889	55.472	+0.276	22.166	16.575	16.731							
10	14:52:32.313	55.424	+0.228	22.078	<b>16.490</b>	16.856							
<b>(736) Maxim SHAPOSHNIKOV</b>													
1	14:44:06.335	1:05.988	+9.678	30.755	17.668	17.565							
2	14:45:04.352	58.017	+1.707	23.207	17.307	17.503							
3	14:46:01.380	57.028	+0.718	22.932	16.916	17.180							
4	14:46:58.103	56.723	+0.413	22.797	16.965	<b>16.961</b>							
5	14:47:54.653	56.550	+0.240	22.703	16.852	16.995							
6	14:48:50.963	<b>56.310</b>		<b>22.499</b>	16.814	16.997							
7	14:49:47.705	56.742	+0.432	22.790	16.928	17.024							
8	14:50:44.300	56.595	+0.285	22.652	16.812	17.131							
9	14:51:40.717	56.417	+0.107	22.608	<b>16.744</b>	17.065							
10	14:52:37.451	56.734	+0.424	22.675	16.941	17.118							
<b>(658) Janno THEUSSING</b>													
1	14:44:01.171	1:01.393	+6.472	26.064	18.488	16.841							
2	14:44:57.033	55.862	+0.941	22.615	16.516	16.731							
3	14:45:53.302	56.269	+1.348	22.746	16.827	16.696							
4	14:46:48.879	55.577	+0.656	22.410	16.547	16.620							
5	14:47:43.800	<b>54.921</b>		<b>21.853</b>	16.483	16.585							
6	14:48:39.334	55.534	+0.613	22.178	16.805	<b>16.551</b>							
7	14:49:45.210	1:05.876	+10.955	32.448	16.735	16.693							
8	14:51:01.402	1:16.192	+21.271	21.975	16.469	37.748							
9	14:51:58.956	57.554	+2.633	23.941	16.576	17.037							
10	14:52:54.269	55.313	+0.392	22.278	<b>16.426</b>	16.609							
<b>(651) Andreas STIEHR</b>													
1	14:43:59.521	59.258	+4.425	25.318	17.157	16.783							
2	14:44:55.568	56.047	+1.214	22.184	17.217	16.646							
3	14:45:51.399	55.831	+0.998	22.744	16.509	16.578							
4	14:46:46.256	54.857	+0.024	21.969	<b>16.397</b>	16.491							
5	14:47:50.436	1:04.180	+9.347	<b>21.785</b>	25.733	16.662							
6	14:48:45.269	<b>54.833</b>		21.889	16.398	16.546							
7	14:49:40.212	54.943	+0.110	21.902	16.532	16.509							
8	14:50:35.213	55.001	+0.168	22.115	16.405	<b>16.481</b>							
9	14:51:30.737	55.524	+0.691	22.156	16.635	16.733							

Timekeeping Ingrid and Meik Wagner:

Clerk of the course Nigel Edwards:

Steward (Chairman) Horst Seidel:

Chief Scrutineer Paul Klaassen:

Licensed to: Motorsport Events




# Rotax Euro Challenge 2013 Genk / Belgium

Rotax DD2 Genk / Belgium 1,360 Km  
 RACE 14 Qualifying Heat 4 A-D 2013-03-30 15:00  
 Race (10 Laps) started at 15:02:55

Pos	No.	Name	Nat.	Chassis	Race Team	Laps	Total Tm	Diff	Best Tm	In Lap	km/h	Points
1	602	MIIKA LAIHO	FIN	Tonykart	MPT Racing	10	9:07.331		54.255	9	90,241	0
2	638	Sean BABINGTON	GBR	Alonso	Dan Holland Racing	10	9:07.680	0.349	54.281	7	90,197	2
3	653	Sandro LUKOVIC	AUT	Intrepid	Intrepid Driver Program	10	9:07.996	0.665	54.348	7	90,086	3
4	627	Shaun SLAVIN	GBR	Intrepid	Intrepid Driver Program	10	9:12.408	5.077	54.411	5	89,982	4
5	609	Haralds GARKAKLIS	LVA	Gillard	MRG Racing	10	9:13.269	5.938	54.299	8	90,167	5
6	628	Ben COOPER	CAN	Birel	KMS Europe	10	9:13.735	6.404	54.217	5	90,304	6
7	604	PATRICK PEARCE	GBR	Tonykart	Tatum Racing	10	9:13.781	6.450	54.339	8	90,101	7
8	615	Marcel SCHIRMER	DEU	CRG	Kartsport Klimm	10	9:13.990	6.659	54.478	7	89,871	8
9	650	Mario VENDLA	EST	Zanardi	AGS Racing	10	9:14.882	7.551	54.562	7	89,733	9
10	637	Alexandre FINKELSTEIN	FRA	Tonykart	MD Competition	10	9:16.322	8.991	54.371	8	90,048	10
11	654	Martins LAPINS	LVA	Energy	RKV Racing	10	9:17.095	9.764	54.558	8	89,739	11
12	652	Damien VUILLAUME	FRA	Flandria	Flandria Competition Kart	10	9:19.082	11.751	54.616	6	89,644	12
13	660	Maxi FLEISCHMANN	DEU	Mach 1	Mach 1	10	9:20.366	13.035	54.773	6	89,387	13
14	642	Niklas OLSEN	DNK	Praga	Josh Hart Racing	10	9:22.952	15.621	55.020	10	88,986	14
15	656	Julien RENAUDIN	FRA	Sodi	KPR	10	9:23.311	15.980	55.026	8	88,976	15
16	732	Marc BERTEAUX	FRA	Birel	MGT	10	9:23.647	16.316	54.693	6	89,518	16
17	700	Christophe ADAMS	FRA	Formula K	Sporting Formula K France	10	9:24.595	17.264	54.815	6	89,319	17
18	643	Pascal MARSCHALL	DEU	CRG	TAD Racing	10	9:24.704	17.373	54.460	6	89,901	18
19	611	ERWIN MONTFOORT	NLD	Gillard	Montfoort Motorsport	10	9:24.790	17.459	55.006	6	89,008	19
20	624	Anna-Lisa DREYSPRING	DEU	CRG	TAD Racing	10	9:25.588	18.257	55.377	7	88,412	20
21	725	Igor MUKHIN	RUS	Intrepid	Intrepid Driver Program	10	9:25.945	18.614	54.488	8	89,855	21
22	718	Tamsin GERMAIN	GBR	Gillard	DG Racing	10	9:26.051	18.720	54.791	6	89,358	22
23	676	Luke VAN RENSBURG	ZAF	CRG	CRG Holland	10	9:26.872	19.541	54.951	6	89,098	23
24	641	Tomas PYTTLIK	GBR	Alonso		10	9:26.947	19.616	54.993	6	89,030	24
25	777	Lourens VAN RENSBURG	ZAF	CRG	CRG Holland	10	9:27.554	20.223	55.229	10	88,649	25
26	634	Christophe RAYMAKERS	BEL	Gillard	DFK	3	2:57.712	7 Laps	54.901	2	89,179	26
Not classified												
DQ	647	Alex BEGGI	ITA	Formula K	FK Racing Team AB Ltd	6	5:39.947	DQ	54.947	5	89,104	30

Announcements  
 These results are provisional until the conclusion of any judicial and technical matters  
 No. 647 black flag  
 Started: 27 Classified: 26 Not classified: 1

Margin of Victory	Ø km/h	Best Lap Tm	km/h	Best Lap by
0.349	89,452	54.217	90,304	628 - Ben COOPER

Timekeeping Ingrid and Meik Wagner:  Clerk of the course Nigel Edwards: [www.mylaps.com](http://www.mylaps.com)  
 Steward (Chairman) Horst Seidel: Chief Scrutineer Paul Klaassen: Licensed to: Motorsport Events  
 Printed: 2013-03-30 15:14:01 posted at: h



# Rotax Euro Challenge 2013 Genk / Belgium

Rotax DD2 Genk / Belgium 1,360 Km  
 RACE 14 Qualifying Heat 4 A-D 2013-03-30 15:00

Race (10 Laps) started at 15:02:55

Lap	Time of Day	Lap Tm	Diff	S1 Tm	S2 Tm	S3 Tm	Lap	Time of Day	Lap Tm	Diff	S1 Tm	S2 Tm	S3 Tm
<b>(602) MIKA LAIHO</b>													
1	15:03:52.263	56.615	+2.360	23.307	16.667	16.641	5	15:07:34.895	<b>54.217</b>		21.706	<b>16.189</b>	<b>16.322</b>
2	15:04:47.513	55.250	+0.995	22.115	16.536	16.599	6	15:08:29.171	54.276	+0.059	<b>21.608</b>	16.239	16.429
3	15:05:42.290	54.777	+0.522	21.887	16.357	16.533	7	15:09:23.443	54.272	+0.055	21.693	16.242	16.337
4	15:06:36.688	54.398	+0.143	21.716	16.195	16.487	8	15:10:17.677	54.234	+0.017	21.661	16.220	16.353
5	15:07:31.047	54.359	+0.104	21.724	<b>16.179</b>	16.456	9	15:11:12.293	54.616	+0.399	21.650	16.231	16.735
6	15:08:25.440	54.393	+0.138	21.752	16.207	16.434	10	15:12:09.238	56.945	+2.728	21.975	16.411	18.559
7	15:09:19.809	54.369	+0.114	21.763	16.214	<b>16.392</b>	<b>(604) PATRICK PEARCE</b>						
8	15:10:14.152	54.343	+0.088	21.659	16.234	16.450	1	15:03:55.657	59.813	+5.474	25.948	17.089	16.776
9	15:11:08.407	<b>54.255</b>		<b>21.655</b>	16.207	16.393	2	15:04:51.401	55.744	+1.405	22.055	17.161	16.528
10	15:12:02.834	54.427	+0.172	21.715	16.228	16.484	3	15:05:46.063	54.662	+0.323	21.860	16.360	16.442
<b>(638) Sean BABINGTON</b>													
1	15:03:52.147	56.644	+2.363	23.161	16.767	16.716	4	15:06:41.046	54.983	+0.644	22.190	16.394	16.399
2	15:04:47.610	55.463	+1.182	22.163	16.750	16.550	5	15:07:35.478	54.432	+0.093	21.768	16.272	16.392
3	15:05:42.460	54.850	+0.569	22.039	16.365	16.446	6	15:08:29.901	54.423	+0.084	21.718	16.289	16.416
4	15:06:36.984	54.524	+0.243	21.805	16.279	16.440	7	15:09:24.382	54.481	+0.142	21.807	16.330	<b>16.344</b>
5	15:07:31.320	54.336	+0.055	<b>21.748</b>	<b>16.230</b>	16.358	8	15:10:18.721	<b>54.339</b>		<b>21.693</b>	<b>16.267</b>	16.379
6	15:08:25.721	54.401	+0.120	21.785	16.241	16.375	9	15:11:13.917	55.196	+0.857	21.954	16.675	16.567
7	15:09:20.002	<b>54.281</b>		21.799	16.233	<b>16.249</b>	10	15:12:09.284	55.367	+1.028	21.930	16.336	17.101
8	15:10:14.405	54.403	+0.122	21.798	16.275	16.330	<b>(615) Marcel SCHIRMER</b>						
9	15:11:08.733	54.328	+0.047	21.823	16.249	16.256	1	15:03:53.240	57.313	+2.835	24.147	16.632	16.534
10	15:12:03.183	54.450	+0.169	21.753	16.279	16.418	2	15:04:48.648	55.408	+0.930	22.291	16.598	16.519
<b>(653) Sandro LUKOVIC</b>													
1	15:03:52.815	57.248	+2.900	23.896	16.679	16.673	3	15:05:43.834	55.186	+0.708	22.150	16.480	16.556
2	15:04:47.829	55.014	+0.666	22.016	16.520	16.478	4	15:06:38.556	54.722	+0.244	21.891	16.318	16.513
3	15:05:42.652	54.823	+0.475	21.993	16.419	16.411	5	15:07:33.243	54.687	+0.209	21.861	16.334	16.492
4	15:06:37.178	54.526	+0.178	21.817	16.287	16.422	6	15:08:27.841	54.598	+0.120	21.808	16.336	16.454
5	15:07:31.592	54.414	+0.066	21.727	16.306	16.381	7	15:09:22.319	<b>54.478</b>		<b>21.750</b>	<b>16.292</b>	<b>16.436</b>
6	15:08:25.942	54.350	+0.002	21.708	<b>16.242</b>	16.400	8	15:10:17.002	54.683	+0.205	21.873	16.314	16.496
7	15:09:20.290	<b>54.348</b>		21.755	16.279	<b>16.314</b>	9	15:11:12.055	55.053	+0.575	21.900	16.429	16.724
8	15:10:14.658	54.368	+0.020	21.720	16.301	16.347	10	15:12:09.493	57.438	+2.960	22.063	16.475	18.900
9	15:11:09.007	54.349	+0.001	<b>21.700</b>	16.307	16.342	<b>(650) Mario VENDLA</b>						
10	15:12:03.499	54.492	+0.144	21.747	16.354	16.391	1	15:03:53.085	57.355	+2.793	24.030	16.672	16.653
<b>(627) Shaun SLAVIN</b>													
1	15:03:53.649	57.998	+3.587	24.762	16.637	16.599	2	15:04:48.544	55.459	+0.897	22.261	16.564	16.634
2	15:04:48.908	55.259	+0.848	21.985	16.637	16.637	3	15:05:44.974	56.430	+1.868	23.067	16.805	16.558
3	15:05:44.448	55.540	+1.129	22.442	16.582	16.516	4	15:06:39.663	54.689	+0.127	21.891	16.341	16.457
4	15:06:39.056	54.608	+0.197	21.843	16.275	16.490	5	15:07:34.379	54.716	+0.154	21.897	16.349	16.470
5	15:07:33.467	<b>54.411</b>		21.769	<b>16.234</b>	<b>16.408</b>	6	15:08:29.322	54.943	+0.381	<b>21.862</b>	16.386	16.695
6	15:08:28.037	54.570	+0.159	<b>21.717</b>	16.384	16.469	7	15:09:23.884	<b>54.562</b>		21.876	<b>16.309</b>	<b>16.377</b>
7	15:09:22.531	54.494	+0.083	21.802	16.255	16.437	8	15:10:18.555	54.671	+0.109	21.863	16.343	16.465
8	15:10:17.214	54.683	+0.272	21.928	16.255	16.500	9	15:11:13.246	54.691	+0.129	21.885	16.337	16.469
9	15:11:12.350	55.136	+0.725	21.836	16.360	16.940	10	15:12:10.385	57.139	+2.577	21.907	16.432	18.800
10	15:12:07.911	55.561	+1.150	22.021	16.459	17.081	<b>(637) Alexandre FINKELSTEIN</b>						
<b>(609) Haralds GARKAKLIS</b>													
1	15:03:56.361	1:00.153	+5.854	26.071	17.238	16.844	1	15:03:57.278	1:01.524	+7.153	26.478	17.685	17.361
2	15:04:52.248	55.887	+1.588	21.998	17.177	16.712	2	15:04:53.095	55.817	+1.446	22.719	16.532	16.566
3	15:05:46.982	54.734	+0.435	21.916	16.349	16.469	3	15:05:48.673	55.578	+1.207	22.107	16.583	16.888
4	15:06:41.566	54.584	+0.285	21.785	16.314	16.485	4	15:06:43.295	54.622	+0.251	21.911	16.294	16.417
5	15:07:36.003	54.437	+0.138	21.790	16.226	16.421	5	15:07:37.772	54.477	+0.106	21.880	16.257	<b>16.340</b>
6	15:08:30.471	54.468	+0.169	21.772	16.307	16.389	6	15:08:32.260	54.488	+0.117	21.804	16.319	16.365
7	15:09:24.880	54.409	+0.110	21.786	16.241	16.382	7	15:09:27.028	54.768	+0.397	22.170	16.257	16.341
8	15:10:19.179	<b>54.299</b>		<b>21.719</b>	<b>16.221</b>	<b>16.359</b>	8	15:10:21.399	<b>54.371</b>		<b>21.729</b>	<b>16.256</b>	16.386
9	15:11:13.639	54.460	+0.161	21.748	16.326	16.386	9	15:11:16.761	55.362	+0.991	21.773	16.700	16.889
10	15:12:08.772	55.133	+0.834	21.749	16.391	16.993	10	15:12:11.825	55.064	+0.693	22.002	16.519	16.543
<b>(628) Ben COOPER</b>													
1	15:03:56.864	59.769	+5.552	25.693	17.193	16.883	<b>(654) Martins LAPINS</b>						
2	15:04:51.927	55.063	+0.846	21.997	16.567	16.499	1	15:03:57.461	59.925	+5.367	25.735	17.288	16.902
3	15:05:46.282	54.355	+0.138	21.758	16.197	16.400	2	15:04:53.558	56.097	+1.539	22.809	16.705	16.583
4	15:06:40.678	54.396	+0.179	21.749	16.213	16.434	3	15:05:48.941	55.383	+0.825	22.110	16.439	16.834
							4	15:06:43.956	55.015	+0.457	22.163	16.291	16.561
							5	15:07:38.562	54.606	+0.048	<b>21.846</b>	16.268	16.492
							6	15:08:33.194	54.632	+0.074	21.860	16.314	16.458
							7	15:09:27.767	54.573	+0.015	21.888	<b>16.253</b>	16.432
							8	15:10:22.325	<b>54.558</b>		21.857	16.271	<b>16.430</b>
							9	15:11:17.116	54.791	+0.233	21.848	16.266	16.677
							10	15:12:12.598	55.482	+0.924	22.064	16.591	16.827





# Rotax Euro Challenge 2013 Genk / Belgium

Rotax DD2 Genk / Belgium 1,360 Km  
 RACE 14 Qualifying Heat 4 A-D 2013-03-30 15:00

Race (10 Laps) started at 15:02:55

Lap	Time of Day	Lap Tm	Diff	S1 Tm	S2 Tm	S3 Tm	Lap	Time of Day	Lap Tm	Diff	S1 Tm	S2 Tm	S3 Tm
<b>(652) Damien VUILLAUME</b>							5	15:07:44.746	55.099	+0.284	22.108	16.428	16.563
1	15:03:57.213	1:00.749	+6.133	26.625	17.047	17.077	6	15:08:39.561	<b>54.815</b>		21.969	<b>16.331</b>	16.515
2	15:04:52.750	55.537	+0.921	22.261	16.533	16.743	7	15:09:34.561	55.000	+0.185	22.193	16.332	16.475
3	15:05:48.868	56.118	+1.502	22.389	16.816	16.913	8	15:10:29.748	55.187	+0.372	22.157	16.412	16.618
4	15:06:44.169	55.301	+0.685	22.539	16.280	16.482	9	15:11:24.712	54.964	+0.149	<b>21.923</b>	16.582	<b>16.459</b>
5	15:07:38.814	54.645	+0.029	21.920	16.269	16.456	10	15:12:20.098	55.386	+0.571	22.235	16.390	16.761
6	15:08:33.430	<b>54.616</b>		21.915	<b>16.245</b>	16.456	<b>(643) Pascal MARSCHALL</b>						
7	15:09:28.082	54.652	+0.036	21.991	16.274	<b>16.387</b>	1	15:03:55.899	59.970	+5.510	25.738	17.422	16.810
8	15:10:22.721	54.639	+0.023	21.903	16.286	16.450	2	15:04:52.619	56.720	+2.260	22.117	17.803	16.800
9	15:11:17.373	54.652	+0.036	<b>21.883</b>	16.258	16.511	3	15:05:48.272	55.653	+1.193	22.313	16.450	16.890
10	15:12:14.585	57.212	+2.596	22.017	16.981	18.214	4	15:06:43.053	54.781	+0.321	21.972	16.345	16.464
<b>(660) Maxi FLEISCHMANN</b>							5	15:07:37.578	54.525	+0.065	21.843	16.292	16.390
1	15:03:58.819	1:01.635	+6.862	26.693	17.929	17.013	6	15:08:32.038	<b>54.460</b>		<b>21.774</b>	16.311	<b>16.375</b>
2	15:04:55.467	56.648	+1.875	22.843	17.090	16.715	7	15:09:26.730	54.692	+0.232	21.962	16.331	16.399
3	15:05:50.588	55.121	+0.348	21.972	16.458	16.691	8	15:10:21.192	54.462	+0.002	21.796	<b>16.252</b>	16.414
4	15:06:45.730	55.142	+0.369	22.102	16.498	<b>16.542</b>	9	15:11:16.885	55.693	+1.233	21.916	16.708	17.069
5	15:07:40.784	55.054	+0.281	22.136	16.371	16.547	10	15:12:20.207	1:03.322	+8.862	22.172	16.590	24.560
6	15:08:35.557	<b>54.773</b>		<b>21.775</b>	16.392	16.606	<b>(611) ERWIN MONTFOORT</b>						
7	15:09:31.002	55.445	+0.672	22.388	16.460	16.597	1	15:03:58.255	1:01.742	+6.736	26.564	18.105	17.073
8	15:10:25.776	54.774	+0.001	21.873	<b>16.336</b>	16.565	2	15:04:54.428	56.173	+1.167	22.357	17.119	16.697
9	15:11:20.635	54.859	+0.086	21.887	16.394	16.578	3	15:05:49.595	55.167	+0.161	22.125	16.403	16.639
10	15:12:15.869	55.234	+0.461	21.823	16.381	17.030	4	15:06:45.284	55.689	+0.683	22.617	16.480	16.592
<b>(642) Niklas OLSEN</b>							5	15:07:40.306	55.022	+0.016	22.145	<b>16.364</b>	<b>16.513</b>
1	15:03:59.768	1:02.281	+7.261	26.728	18.452	17.101	6	15:08:35.312	<b>55.006</b>		22.040	16.419	16.547
2	15:04:56.341	56.573	+1.553	22.760	17.119	16.694	7	15:09:33.274	57.962	+2.956	22.865	18.010	17.087
3	15:05:51.519	55.178	+0.158	21.989	16.521	16.668	8	15:10:29.097	55.823	+0.817	22.755	16.487	16.581
4	15:06:46.773	55.254	+0.234	21.959	16.722	16.573	9	15:11:24.512	55.415	+0.409	<b>21.988</b>	16.907	16.520
5	15:07:42.264	55.491	+0.471	22.026	16.661	16.804	10	15:12:20.293	55.781	+0.775	22.731	16.389	16.661
6	15:08:37.783	55.519	+0.499	22.429	16.563	16.527	<b>(624) Anna-Lisa DREYSPRING</b>						
7	15:09:33.252	55.469	+0.449	21.955	16.652	16.862	1	15:03:58.538	1:01.613	+6.236	26.687	17.832	17.094
8	15:10:28.375	55.123	+0.103	22.231	16.434	<b>16.458</b>	2	15:04:54.842	56.304	+0.927	22.542	16.974	16.788
9	15:11:23.435	55.060	+0.040	<b>21.782</b>	16.376	16.902	3	15:05:50.401	55.559	+0.182	22.177	16.631	16.751
10	15:12:18.455	<b>55.020</b>		21.853	<b>16.375</b>	16.792	4	15:06:46.331	55.930	+0.553	22.280	16.866	16.784
<b>(656) Julien RENAUDIN</b>							5	15:07:42.076	55.745	+0.368	<b>22.042</b>	16.561	17.142
1	15:03:59.212	1:01.994	+6.968	26.886	18.105	17.003	6	15:08:38.485	56.409	+1.032	23.099	16.655	16.655
2	15:04:56.034	56.822	+1.796	22.910	17.202	16.710	7	15:09:33.862	<b>55.377</b>		22.223	16.548	<b>16.606</b>
3	15:05:51.272	55.238	+0.212	22.030	16.465	16.743	8	15:10:29.916	56.054	+0.677	22.617	<b>16.483</b>	16.954
4	15:06:46.611	55.339	+0.313	22.120	16.652	16.567	9	15:11:25.321	55.405	+0.028	22.139	16.582	16.684
5	15:07:42.218	55.607	+0.581	22.046	16.551	17.010	10	15:12:21.091	55.770	+0.393	22.301	16.496	16.973
6	15:08:38.100	55.882	+0.856	22.531	16.733	16.618	<b>(725) Igor MUKHIN</b>						
7	15:09:33.147	55.047	+0.021	21.878	16.601	16.568	1	15:03:56.518	59.910	+5.422	25.436	17.563	16.911
8	15:10:28.173	<b>55.026</b>		22.207	<b>16.383</b>	<b>16.436</b>	2	15:04:52.392	55.874	+1.386	22.433	16.763	16.678
9	15:11:23.707	55.534	+0.508	<b>21.813</b>	16.429	17.292	3	15:05:47.658	55.266	+0.778	22.061	16.419	16.786
10	15:12:18.814	55.107	+0.081	21.855	16.525	16.727	4	15:06:42.559	54.901	+0.413	22.005	16.373	16.523
<b>(732) Marc BERTEAUX</b>							5	15:07:37.184	54.625	+0.137	21.919	<b>16.246</b>	16.460
1	15:03:58.709	1:01.388	+6.695	26.394	17.915	17.079	6	15:08:31.826	54.642	+0.154	21.917	16.280	16.445
2	15:04:55.750	57.041	+2.348	23.208	17.160	16.673	7	15:09:27.482	55.656	+1.168	22.816	16.388	16.452
3	15:05:51.096	55.346	+0.653	22.025	16.456	16.865	8	15:10:21.970	<b>54.488</b>		<b>21.741</b>	16.342	<b>16.405</b>
4	15:06:46.390	55.294	+0.601	22.201	16.457	16.636	9	15:11:17.430	55.460	+0.972	21.842	16.323	17.295
5	15:07:41.799	55.409	+0.716	22.162	16.504	16.743	10	15:12:21.448	1:04.018	+9.530	22.064	16.616	25.338
6	15:08:36.492	<b>54.693</b>		21.919	<b>16.410</b>	<b>16.364</b>	<b>(718) Tamsin GERMAIN</b>						
7	15:09:32.788	56.296	+1.603	22.036	17.456	16.804	1	15:03:55.215	58.945	+4.154	25.039	16.910	16.996
8	15:10:27.714	54.926	+0.233	22.077	16.424	16.425	2	15:04:57.568	1:02.353	+7.562	22.372	22.926	17.055
9	15:11:22.475	54.761	+0.068	<b>21.910</b>	16.431	16.420	3	15:05:53.632	56.064	+1.273	22.246	16.580	17.238
10	15:12:19.150	56.675	+1.982	21.993	16.532	18.150	4	15:06:50.524	56.892	+2.101	23.514	16.683	16.695
<b>(700) Christophe ADAMS</b>							5	15:07:45.762	55.238	+0.447	22.155	16.484	16.599
1	15:03:59.093	1:02.271	+7.456	27.212	17.987	17.072	6	15:08:40.553	<b>54.791</b>		21.905	<b>16.395</b>	<b>16.491</b>
2	15:04:56.534	57.441	+2.626	23.572	17.189	16.680	7	15:09:36.292	55.739	+0.948	22.620	16.564	16.555
3	15:05:53.456	56.922	+2.107	22.960	16.521	17.441	8	15:10:31.189	54.897	+0.106	<b>21.894</b>	16.461	16.542
4	15:06:49.647	56.191	+1.376	23.049	16.531	16.611	9	15:11:26.235	55.046	+0.255	21.947	16.429	16.670
							10	15:12:21.554	55.319	+0.528	22.233	16.418	16.668



# Rotax Euro Challenge 2013 Genk / Belgium

Rotax DD2

Genk / Belgium 1,360 Km

RACE 14 Qualifying Heat 4 A-D

2013-03-30 15:00

Race (10 Laps) started at 15:02:55

Lap	Time of Day	Lap Tm	Diff	S1 Tm	S2 Tm	S3 Tm	Lap	Time of Day	Lap Tm	Diff	S1 Tm	S2 Tm	S3 Tm
<b>(676) Luke VAN RENSBURG</b>													
1	15:04:00.001	1:02.856	+7.905	26.871	18.421	17.564							
2	15:04:56.883	56.882	+1.931	22.825	17.340	16.717							
3	15:05:53.346	56.463	+1.512	22.244	16.518	17.701							
4	15:06:49.531	56.185	+1.234	22.944	16.601	16.640							
5	15:07:45.258	55.727	+0.776	22.616	16.527	16.584							
6	15:08:40.209	<b>54.951</b>		21.984	<b>16.389</b>	16.578							
7	15:09:35.389	55.180	+0.229	22.101	16.464	16.615							
8	15:10:30.571	55.182	+0.231	21.953	16.712	<b>16.517</b>							
9	15:11:26.154	55.583	+0.632	<b>21.883</b>	16.536	17.164							
10	15:12:22.375	56.221	+1.270	22.564	16.756	16.901							
<b>(641) Tomas PYTTLIK</b>													
1	15:03:57.991	1:01.400	+6.407	26.604	17.776	17.020							
2	15:04:53.995	56.004	+1.011	22.499	16.831	16.674							
3	15:05:49.348	55.353	+0.360	22.141	16.541	16.671							
4	15:06:45.629	56.281	+1.288	22.988	16.628	16.665							
5	15:07:41.128	55.499	+0.506	22.378	16.555	16.566							
6	15:08:36.121	<b>54.993</b>		<b>21.972</b>	<b>16.470</b>	16.551							
7	15:09:32.980	56.859	+1.866	22.202	17.466	17.191							
8	15:10:30.183	57.203	+2.210	24.064	16.589	<b>16.550</b>							
9	15:11:26.580	56.397	+1.404	22.046	16.593	17.758							
10	15:12:22.450	55.870	+0.877	22.270	16.832	16.768							
<b>(777) Lourens VAN RENSBURG</b>													
1	15:04:00.198	1:03.083	+7.854	27.356	18.525	17.202							
2	15:04:57.688	57.490	+2.261	22.870	17.621	16.999							
3	15:05:53.779	56.091	+0.862	22.631	16.530	16.930							
4	15:06:50.959	57.180	+1.951	23.469	16.884	16.827							
5	15:07:46.367	55.408	+0.179	22.214	16.559	16.635							
6	15:08:41.663	55.296	+0.067	22.098	<b>16.357</b>	16.841							
7	15:09:37.005	55.342	+0.113	22.189	16.507	16.646							
8	15:10:32.282	55.277	+0.048	22.098	16.556	<b>16.623</b>							
9	15:11:27.828	55.546	+0.317	22.142	16.688	16.716							
10	15:12:23.057	<b>55.229</b>		<b>21.988</b>	16.532	16.709							
<b>(634) Christophe RAYMAKERS</b>													
1	15:03:54.185	58.133	+3.232	24.654	16.788	16.691							
2	15:04:49.086	<b>54.901</b>		<b>21.979</b>	<b>16.417</b>	<b>16.505</b>							
3	15:05:53.215	1:04.129	+9.228	22.335	16.653	25.141							
<b>(647) Alex BEGGI</b>													
1	15:03:54.534	58.423	+3.476	24.834	16.900	16.689							
2	15:04:49.663	55.129	+0.182	22.202	16.461	<b>16.466</b>							
3	15:05:49.208	59.545	+4.598	<b>21.992</b>	16.570	20.983							
4	15:06:45.110	55.902	+0.955	22.643	16.701	16.558							
5	15:07:40.057	<b>54.947</b>		21.995	<b>16.367</b>	16.585							
6	15:08:35.450	55.393	+0.446	22.075	16.466	16.852							



# Rotax Euro Challenge 2013 Genk / Belgium

Rotax DD2

Genk / Belgium 1,360 Km

RACE 21 Qualifying Heat 5 A-C

2013-03-30 17:40

Race (10 Laps) started at 17:43:05

Pos	No.	Name	Nat.	Chassis	Race Team	Laps	Total Tm	Diff	Best Tm	In Lap	km/h	Points
1	603	Xen DE RUWE	BEL	Formula K	FK Racing Team AB Ltd	10	9:10.379		54.419	9	89,969	0
2	602	MIIKA LAIHO	FIN	Tonykart	MPT Racing	10	9:10.592	0.213	54.210	9	90,315	2
3	631	Barrie PULLINGER	GBR	Alonso	Dan Holland Racing	10	9:11.637	1.258	54.482	9	89,865	3
4	638	Sean BABINGTON	GBR	Alonso	Dan Holland Racing	10	9:11.689	1.310	54.500	9	89,835	4
5	637	Alexandre FINKELSTEIN	FRA	Tonykart	MD Competition	10	9:12.381	2.002	54.547	7	89,757	5
6	634	Christophe RAYMAKERS	BEL	Gillard	DFK	10	9:13.840	3.461	54.351	7	90,081	6
7	615	Marcel SCHIRMER	DEU	CRG	Kartsport Klimm	10	9:13.960	3.581	54.408	5	89,987	7
8	628	Ben COOPER	CAN	Birel	KMS Europe	10	9:14.568	4.189	54.344	8	90,093	8
9	616	Antti RAMMO	EST	Tonykart	Aix Racing Team	10	9:16.353	5.974	54.703	6	89,501	9
10	622	Andreas BACKMAN	SWE	Tonykart	Strawberry Racing	10	9:16.564	6.185	54.337	7	90,104	10
11	652	Damien VUILLAUME	FRA	Flandria	Flandria Competition Kart	10	9:17.234	6.855	54.526	6	89,792	11
12	645	Chris STERKEN	NLD	CRG	CRG Holland	10	9:17.657	7.278	54.632	8	89,618	12
13	658	Janno THEUSSING	NLD	Gillard	PDB Racing	10	9:17.977	7.598	54.626	7	89,628	13
14	644	Sascha-Pio HAIDA	DEU	Birel	Haida Motorsport	10	9:19.081	8.702	54.849	10	89,263	14
15	718	Tamsin GERMAIN	GBR	Gillard	DG Racing	10	9:19.435	9.056	54.915	6	89,156	15
16	654	Martins LAPINS	LVA	Energy	RKV Racing	10	9:20.004	9.625	54.658	10	89,575	16
17	633	Alexis COURSAULT	FRA	Birel	MGT	10	9:21.251	10.872	54.354	6	90,076	17
18	700	Christophe ADAMS	FRA	Formula K	Sporting Formula K France	10	9:22.060	11.681	54.671	9	89,554	18
19	623	Marcel STEINERT	DEU	Tonykart	KSW Racing	10	9:22.449	12.070	54.959	8	89,085	19
20	655	Karel FRANSEN	BEL	Zanardi	Schepers Racing	10	9:25.826	15.447	55.011	8	89,000	20
21	656	Julien RENAUDIN	FRA	Sodi	KPR	10	9:25.961	15.582	54.918	8	89,151	21
22	621	MARTINS STEINERTS	LVA	MS Kart	MS Kart Racing Team	10	9:26.622	16.243	55.240	8	88,631	22
23	641	Tomas PYTTLIK	GBR	Alonso		10	9:27.167	16.788	55.111	7	88,839	23
24	735	Chris GROEN	NLD	Kosmic	Team Kroes	10	9:30.270	19.891	55.403	9	88,371	24
25	777	Lourens VAN RENSBURG	ZAF	CRG	CRG Holland	10	9:34.166	23.787	55.548	7	88,140	25
26	740	Mathias BAUMEISTER	DEU	Tonykart	KSW Racing	10	9:40.459	30.080	55.719	8	87,869	26
27	736	Maxim SHAPOSHNIKOV	RUS	Kosmic	TBA	10	9:41.426	31.047	56.927	9	86,005	27
28	604	PATRICK PEARCE	GBR	Tonykart	Tatum Racing	3	2:50.099	7 Laps	55.392	3	88,388	28

## Announcements

These results are provisional until the conclusion of any judicial and technical matters

Started: 28 Classified: 28 Not classified: 0

Margin of Victory	Ø km/h	Best Lap Tm	km/h	Best Lap by
0.213	88,957	54.210	90,315	602 - MIIKA LAIHO

Official Timing [www.camp-company.de](http://www.camp-company.de) / [www.motorsport-events.se](http://www.motorsport-events.se)

Orbits

Timekeeping Ingrid and Meik Wagner:

Clerk of the course Nigel Edwards:

[www.mylaps.com](http://www.mylaps.com)

Steward (Chairman) Horst Seidel:

Chief Scrutineer Paul Klaassen:

Licensed to: Motorsport Events

Printed: 2013-03-30 17:54:02

posted at:

h



# Rotax Euro Challenge 2013 Genk / Belgium

Rotax DD2 Genk / Belgium 1,360 Km  
 RACE 21 Qualifying Heat 5 A-C 2013-03-30 17:40

Race (10 Laps) started at 17:43:05

Lap	Time of Day	Lap Tm	Diff	S1 Tm	S2 Tm	S3 Tm	Lap	Time of Day	Lap Tm	Diff	S1 Tm	S2 Tm	S3 Tm
<b>(603) Xen DE RUWE</b>							5	17:47:46.374	54.638	+0.287	21.872	16.323	16.443
1	17:44:02.405	57.095	+2.676	23.642	16.874	16.579	6	17:48:40.944	54.570	+0.219	21.892	16.268	16.410
2	17:44:57.631	55.226	+0.807	22.257	16.503	16.466	7	17:49:35.295	<b>54.351</b>		21.764	<b>16.227</b>	<b>16.360</b>
3	17:45:52.687	55.056	+0.637	22.015	16.494	16.547	8	17:50:29.794	54.499	+0.148	<b>21.756</b>	16.320	16.423
4	17:46:47.559	54.872	+0.453	21.914	16.386	16.572	9	17:51:24.257	54.463	+0.112	21.866	16.237	16.360
5	17:47:42.233	54.674	+0.255	21.971	16.349	<b>16.354</b>	10	17:52:19.012	54.755	+0.404	21.766	16.235	16.754
6	17:48:36.670	54.437	+0.018	<b>21.729</b>	16.292	16.416	<b>(615) Marcel SCHIRMER</b>						
7	17:49:31.297	54.627	+0.208	21.909	16.330	16.388	1	17:44:03.990	58.183	+3.775	24.506	16.944	16.733
8	17:50:26.695	55.398	+0.979	22.204	16.756	16.438	2	17:44:59.944	55.954	+1.546	22.219	17.025	16.710
9	17:51:21.114	<b>54.419</b>		21.821	<b>16.241</b>	16.357	3	17:45:55.573	55.629	+1.221	22.728	16.417	16.484
10	17:52:15.551	54.437	+0.018	21.809	16.263	16.365	4	17:46:50.945	55.372	+0.964	22.434	16.412	16.526
<b>(602) MIIKA LAIHO</b>							5	17:47:45.353	<b>54.408</b>		21.724	16.324	<b>16.360</b>
1	17:44:02.250	56.987	+2.777	23.355	16.808	16.824	6	17:48:39.915	54.562	+0.154	<b>21.711</b>	16.425	16.426
2	17:44:57.493	55.243	+1.033	22.101	16.564	16.578	7	17:49:34.699	54.684	+0.276	21.856	16.350	16.478
3	17:45:52.551	55.058	+0.848	21.980	16.554	16.524	8	17:50:29.256	54.657	+0.249	21.752	16.416	16.489
4	17:46:47.607	55.056	+0.846	21.921	16.364	16.771	9	17:51:23.888	54.632	+0.224	21.832	<b>16.294</b>	16.506
5	17:47:42.552	54.945	+0.735	22.135	16.362	16.448	10	17:52:19.132	55.244	+0.836	21.882	16.331	17.031
6	17:48:36.860	54.308	+0.098	21.758	<b>16.173</b>	16.377	<b>(628) Ben COOPER</b>						
7	17:49:31.611	54.751	+0.541	22.040	16.323	16.388	1	17:44:06.961	59.610	+5.266	24.901	17.634	17.075
8	17:50:27.188	55.577	+1.367	22.000	17.162	16.415	2	17:45:02.961	56.000	+1.656	22.538	16.731	16.731
9	17:51:21.398	<b>54.210</b>		21.679	16.230	<b>16.301</b>	3	17:45:57.844	54.883	+0.539	22.021	16.453	16.409
10	17:52:15.764	54.366	+0.156	<b>21.650</b>	16.290	16.426	4	17:46:52.824	54.980	+0.636	22.232	16.341	16.407
<b>(631) Barrie PULLINGER</b>							5	17:47:47.396	54.572	+0.228	21.890	16.278	16.404
1	17:44:03.122	57.637	+3.155	24.005	16.885	16.747	6	17:48:41.916	54.520	+0.176	21.799	16.266	16.455
2	17:44:58.624	55.502	+1.020	22.345	16.605	16.552	7	17:49:36.293	54.377	+0.033	21.786	<b>16.195</b>	16.396
3	17:45:53.768	55.144	+0.662	22.183	16.470	16.491	8	17:50:30.637	<b>54.344</b>		<b>21.677</b>	16.279	16.388
4	17:46:48.584	54.816	+0.334	22.002	16.359	16.455	9	17:51:25.279	54.642	+0.298	21.966	16.293	<b>16.383</b>
5	17:47:43.173	54.589	+0.107	21.819	16.369	16.401	10	17:52:19.740	54.461	+0.117	21.772	16.262	16.427
6	17:48:37.702	54.529	+0.047	21.794	16.299	16.436	<b>(616) Antti RAMMO</b>						
7	17:49:32.235	54.533	+0.051	21.857	<b>16.286</b>	16.390	1	17:44:03.411	57.797	+3.094	24.076	16.872	16.849
8	17:50:27.530	55.295	+0.813	21.926	16.981	16.388	2	17:44:59.780	56.369	+1.666	22.424	17.191	16.754
9	17:51:22.012	<b>54.482</b>		21.837	16.304	<b>16.341</b>	3	17:45:54.944	55.164	+0.461	22.100	16.519	16.545
10	17:52:16.809	54.797	+0.315	<b>21.712</b>	16.326	16.759	4	17:46:49.977	55.033	+0.330	22.056	16.475	16.502
<b>(638) Sean BABINGTON</b>							5	17:47:45.026	55.049	+0.346	22.029	16.460	16.560
1	17:44:01.989	56.817	+2.317	23.167	16.865	16.785	6	17:48:39.729	<b>54.703</b>		<b>21.883</b>	<b>16.367</b>	16.453
2	17:44:57.352	55.363	+0.863	22.113	16.669	16.581	7	17:49:35.034	55.305	+0.602	22.431	16.373	16.501
3	17:45:52.372	55.020	+0.520	21.980	16.488	16.552	8	17:50:30.465	55.431	+0.728	22.321	16.600	16.510
4	17:46:47.121	54.749	+0.249	21.922	16.399	16.428	9	17:51:26.795	56.330	+1.627	22.522	17.412	<b>16.396</b>
5	17:47:41.902	54.781	+0.281	21.889	16.411	16.481	10	17:52:21.525	54.730	+0.027	21.897	16.395	16.438
6	17:48:36.803	54.901	+0.401	21.877	16.328	16.696	<b>(622) Andreas BACKMAN</b>						
7	17:49:31.406	54.603	+0.103	21.942	16.295	<b>16.366</b>	1	17:44:03.686	57.964	+3.627	24.356	16.832	16.776
8	17:50:27.716	56.310	+1.810	22.011	17.815	16.484	2	17:45:00.087	56.401	+2.064	22.274	17.145	16.982
9	17:51:22.216	<b>54.500</b>		21.843	16.279	16.378	3	17:45:56.874	56.787	+2.450	23.070	17.095	16.622
10	17:52:16.861	54.645	+0.145	<b>21.658</b>	<b>16.272</b>	16.715	4	17:46:52.419	55.545	+1.208	22.163	16.547	16.835
<b>(637) Alexandre FINKELSTEIN</b>							5	17:47:46.791	54.372	+0.035	21.785	16.272	16.315
1	17:44:02.974	57.537	+2.990	23.769	16.963	16.805	6	17:48:41.317	54.526	+0.189	21.922	16.266	16.338
2	17:44:58.843	55.869	+1.322	22.638	16.556	16.675	7	17:49:35.654	<b>54.337</b>		<b>21.745</b>	<b>16.244</b>	16.348
3	17:45:53.997	55.154	+0.607	22.134	16.472	16.548	8	17:50:30.695	55.041	+0.704	21.755	16.685	16.601
4	17:46:48.776	54.779	+0.232	21.858	16.440	16.481	9	17:51:27.139	56.444	+2.107	22.370	17.728	16.346
5	17:47:43.746	54.970	+0.423	21.969	16.464	16.537	10	17:52:21.736	54.597	+0.260	22.017	16.276	<b>16.304</b>
6	17:48:38.470	54.724	+0.177	21.887	16.397	16.440	<b>(652) Damien VUILLAUME</b>						
7	17:49:33.017	<b>54.547</b>		<b>21.803</b>	<b>16.308</b>	16.436	1	17:44:06.129	59.659	+5.133	24.735	17.477	17.447
8	17:50:27.880	54.863	+0.316	21.856	16.589	<b>16.418</b>	2	17:45:01.621	55.492	+0.966	22.285	16.508	16.699
9	17:51:22.624	54.744	+0.197	21.912	16.405	16.427	3	17:45:57.110	55.489	+0.963	22.012	16.782	16.695
10	17:52:17.553	54.929	+0.382	22.051	16.402	16.476	4	17:46:52.354	55.244	+0.718	22.102	16.544	16.598
<b>(634) Christophe RAYMAKERS</b>							5	17:47:47.710	55.356	+0.830	22.525	16.387	16.444
1	17:44:04.361	58.459	+4.108	24.592	17.013	16.854	6	17:48:42.236	<b>54.526</b>		21.879	<b>16.248</b>	<b>16.399</b>
2	17:45:00.340	55.979	+1.628	22.155	16.889	16.935	7	17:49:37.040	54.804	+0.278	21.889	16.487	16.428
3	17:45:56.692	56.352	+2.001	22.757	16.859	16.736	8	17:50:31.675	54.635	+0.109	21.918	16.305	16.412
4	17:46:51.736	55.044	+0.693	22.050	16.462	16.532	9	17:51:27.010	55.335	+0.809	<b>21.865</b>	17.048	16.422
							10	17:52:22.406	55.396	+0.870	22.572	16.421	16.403



# Rotax Euro Challenge 2013 Genk / Belgium

Rotax DD2 Genk / Belgium 1,360 Km  
 RACE 21 Qualifying Heat 5 A-C 2013-03-30 17:40

Race (10 Laps) started at 17:43:05

Lap	Time of Day	Lap Tm	Diff	S1 Tm	S2 Tm	S3 Tm	Lap	Time of Day	Lap Tm	Diff	S1 Tm	S2 Tm	S3 Tm
<b>(645) Chris STERKEN</b>							5	17:47:53.066	54.903	+0.549	22.026	16.440	16.437
1	17:44:04.597	58.678	+4.046	24.757	17.080	16.841	6	17:48:47.420	<b>54.354</b>		21.790	<b>16.268</b>	<b>16.296</b>
2	17:45:00.665	56.068	+1.436	22.202	16.708	17.158	7	17:49:41.932	54.512	+0.158	<b>21.667</b>	16.419	16.426
3	17:45:56.752	56.087	+1.455	22.562	16.869	16.656	8	17:50:36.944	55.012	+0.658	21.956	16.592	16.464
4	17:46:51.950	55.198	+0.566	22.113	16.581	16.504	9	17:51:31.623	54.679	+0.325	21.729	16.497	16.453
5	17:47:46.666	54.716	+0.084	21.937	16.350	16.429	10	17:52:26.423	54.800	+0.446	22.069	16.288	16.443
6	17:48:42.075	55.409	+0.777	22.346	<b>16.276</b>	16.787	<b>(700) Christophe ADAMS</b>						
7	17:49:37.234	55.159	+0.527	21.957	16.789	16.413	1	17:44:07.199	1:00.280	+5.609	25.570	17.609	17.101
8	17:50:31.866	<b>54.632</b>		21.839	16.397	<b>16.396</b>	2	17:45:05.188	57.989	+3.318	22.996	18.244	16.749
9	17:51:28.122	56.256	+1.624	<b>21.803</b>	17.694	16.759	3	17:46:01.729	56.541	+1.870	23.299	16.624	16.618
10	17:52:22.829	54.707	+0.075	21.912	16.343	16.452	4	17:46:56.953	55.224	+0.553	22.225	16.445	16.554
<b>(658) Janno THEUSSING</b>							5	17:47:51.798	54.845	+0.174	22.015	16.408	16.422
1	17:44:06.376	59.614	+4.988	25.092	17.087	17.435	6	17:48:46.891	55.093	+0.422	22.045	16.568	16.480
2	17:45:02.208	55.832	+1.206	22.402	16.679	16.751	7	17:49:41.728	54.837	+0.166	<b>21.836</b>	16.490	16.511
3	17:45:57.638	55.430	+0.804	22.154	16.686	16.590	8	17:50:37.535	55.807	+1.136	22.012	16.633	17.162
4	17:46:53.346	55.708	+1.082	22.525	16.622	16.561	9	17:51:32.206	<b>54.671</b>		21.899	<b>16.380</b>	<b>16.392</b>
5	17:47:48.308	54.962	+0.336	21.981	16.513	16.468	10	17:52:27.232	55.026	+0.355	21.959	16.580	16.487
6	17:48:42.985	54.677	+0.051	21.951	<b>16.288</b>	16.438	<b>(623) Marcel STEINERT</b>						
7	17:49:37.611	<b>54.626</b>		21.927	16.344	<b>16.355</b>	1	17:44:06.478	59.160	+4.201	24.859	17.193	17.108
8	17:50:32.264	54.653	+0.027	<b>21.791</b>	16.466	16.396	2	17:45:04.128	57.650	+2.691	22.952	17.911	16.787
9	17:51:28.251	55.987	+1.361	21.902	17.145	16.940	3	17:45:59.941	55.813	+0.854	22.415	16.730	16.668
10	17:52:23.149	54.898	+0.272	21.999	16.482	16.417	4	17:46:55.728	55.787	+0.828	22.602	16.553	16.632
<b>(644) Sascha-Pio HAIDA</b>							5	17:47:51.118	55.390	+0.431	22.205	16.632	16.553
1	17:44:06.229	59.876	+5.027	25.311	17.094	17.471	6	17:48:46.480	55.362	+0.403	22.048	16.796	16.518
2	17:45:03.023	56.794	+1.945	23.022	16.825	16.947	7	17:49:41.538	55.058	+0.099	22.024	16.524	16.510
3	17:45:58.816	55.793	+0.944	22.281	16.709	16.803	8	17:50:36.497	<b>54.959</b>		<b>21.995</b>	16.464	16.500
4	17:46:54.221	55.405	+0.556	22.203	16.635	16.567	9	17:51:31.462	54.965	+0.006	22.014	<b>16.456</b>	<b>16.495</b>
5	17:47:49.167	54.946	+0.097	21.950	16.486	<b>16.510</b>	10	17:52:27.621	56.159	+1.200	22.656	16.989	16.514
6	17:48:44.166	54.999	+0.150	21.936	16.443	16.620	<b>(655) Karel FRANSSSEN</b>						
7	17:49:39.055	54.889	+0.040	<b>21.840</b>	16.497	16.552	1	17:44:09.638	1:01.618	+6.607	25.800	18.555	17.263
8	17:50:34.132	55.077	+0.228	22.084	16.440	16.553	2	17:45:06.896	57.258	+2.247	22.477	17.324	17.457
9	17:51:29.404	55.272	+0.423	22.191	16.543	16.538	3	17:46:03.069	56.173	+1.162	22.313	16.633	17.227
10	17:52:24.253	<b>54.849</b>		21.948	<b>16.353</b>	16.548	4	17:46:59.018	55.949	+0.938	22.740	16.613	16.596
<b>(718) Tamsin GERMAIN</b>							5	17:47:54.134	55.116	+0.105	<b>21.968</b>	16.587	16.561
1	17:44:05.486	59.452	+4.537	24.989	17.385	17.078	6	17:48:49.560	55.426	+0.415	22.270	16.526	16.630
2	17:45:01.917	56.431	+1.516	22.560	16.764	17.107	7	17:49:44.595	55.035	+0.024	22.065	<b>16.415</b>	<b>16.555</b>
3	17:45:57.462	55.545	+0.630	22.153	16.733	16.659	8	17:50:39.606	<b>55.011</b>		22.009	16.432	16.570
4	17:46:53.607	56.145	+1.230	22.919	16.646	16.580	9	17:51:35.770	56.164	+1.153	22.947	16.579	16.638
5	17:47:48.624	55.017	+0.102	22.004	16.500	<b>16.513</b>	10	17:52:30.998	55.228	+0.217	22.161	16.464	16.603
6	17:48:43.539	<b>54.915</b>		<b>21.932</b>	<b>16.366</b>	16.617	<b>(656) Julien RENAUDIN</b>						
7	17:49:38.921	55.382	+0.467	22.254	16.566	16.562	1	17:44:07.316	59.882	+4.964	25.242	17.667	16.973
8	17:50:34.574	55.653	+0.738	22.432	16.664	16.557	2	17:45:06.660	59.344	+4.426	22.992	19.213	17.139
9	17:51:29.633	55.059	+0.144	21.942	16.544	16.573	3	17:46:02.685	56.025	+1.107	22.355	16.616	17.054
10	17:52:24.607	54.974	+0.059	22.012	16.429	16.533	4	17:46:58.716	56.031	+1.113	22.851	16.663	16.517
<b>(654) Martins LAPINS</b>							5	17:47:54.196	55.480	+0.562	<b>22.098</b>	16.628	16.754
1	17:44:08.891	1:01.080	+6.422	26.148	17.712	17.220	6	17:48:49.643	55.447	+0.529	22.361	16.508	16.578
2	17:45:05.356	56.465	+1.807	22.531	17.146	16.788	7	17:49:44.783	55.140	+0.222	22.153	16.493	<b>16.494</b>
3	17:46:01.390	56.034	+1.376	22.797	16.639	16.598	8	17:50:39.701	<b>54.918</b>		22.098	<b>16.307</b>	16.513
4	17:46:56.479	55.089	+0.431	22.068	16.505	16.516	9	17:51:35.894	56.193	+1.275	22.777	16.887	16.529
5	17:47:51.399	54.920	+0.262	22.029	16.369	16.522	10	17:52:31.133	55.239	+0.321	22.234	16.444	16.561
6	17:48:46.293	54.894	+0.236	<b>21.848</b>	16.555	16.491	<b>(621) MARTINS STEINERTS</b>						
7	17:49:40.964	54.671	+0.013	21.873	<b>16.326</b>	16.472	1	17:44:09.884	1:01.777	+6.537	26.365	18.048	17.364
8	17:50:35.833	54.869	+0.211	21.921	16.372	16.576	2	17:45:07.177	57.293	+2.053	22.644	17.223	17.426
9	17:51:30.518	54.685	+0.027	21.878	16.354	16.453	3	17:46:03.244	56.067	+0.827	22.464	16.646	16.957
10	17:52:25.176	<b>54.658</b>		21.877	16.352	<b>16.429</b>	4	17:46:59.243	55.999	+0.759	22.708	16.619	16.672
<b>(633) Alexis COURSAULT</b>							5	17:47:54.523	55.280	+0.040	22.146	16.556	<b>16.578</b>
1	17:44:06.979	1:00.187	+5.833	25.498	17.348	17.341	6	17:48:50.617	56.094	+0.854	22.793	16.592	16.709
2	17:45:07.041	1:00.062	+5.708	22.714	20.224	17.124	7	17:49:45.904	55.287	+0.047	22.122	16.512	16.653
3	17:46:02.823	55.782	+1.428	22.358	16.754	16.670	8	17:50:41.144	<b>55.240</b>		22.118	<b>16.511</b>	16.611
4	17:46:58.163	55.340	+0.986	22.356	16.384	16.600	9	17:51:36.469	55.325	+0.085	22.162	16.534	16.629
							10	17:52:31.794	55.325	+0.085	<b>22.052</b>	16.596	16.677



# Rotax Euro Challenge 2013 Genk / Belgium

Rotax DD2

Genk / Belgium 1,360 Km

RACE 21 Qualifying Heat 5 A-C

2013-03-30 17:40

Race (10 Laps) started at 17:43:05

Lap	Time of Day	Lap Tm	Diff	S1 Tm	S2 Tm	S3 Tm	Lap	Time of Day	Lap Tm	Diff	S1 Tm	S2 Tm	S3 Tm
<b>(641) Tomas PYTTLIK</b>													
1	17:44:10.156	1:03.531	+8.420	28.089	18.074	17.368							
2	17:45:07.985	57.829	+2.718	23.250	17.244	17.335							
3	17:46:04.710	56.725	+1.614	23.102	16.721	16.902							
4	17:47:00.620	55.910	+0.799	22.396	16.735	16.779							
5	17:47:56.075	55.455	+0.344	22.211	16.616	16.628							
6	17:48:51.583	55.508	+0.397	22.283	16.532	16.693							
7	17:49:46.694	<b>55.111</b>		<b>22.051</b>	<b>16.452</b>	<b>16.608</b>							
8	17:50:41.868	55.174	+0.063	22.076	16.481	16.617							
9	17:51:37.105	55.237	+0.126	22.102	16.526	16.609							
10	17:52:32.339	55.234	+0.123	22.091	16.514	16.629							
<b>(735) Chris GROEN</b>													
1	17:44:10.897	1:03.990	+8.587	29.294	17.532	17.164							
2	17:45:08.095	57.198	+1.795	22.918	17.209	17.071							
3	17:46:05.990	57.895	+2.492	23.713	17.048	17.134							
4	17:47:01.864	55.874	+0.471	22.458	16.671	16.745							
5	17:47:57.327	55.463	+0.060	22.194	16.627	<b>16.642</b>							
6	17:48:52.834	55.507	+0.104	22.253	<b>16.556</b>	16.698							
7	17:49:48.415	55.581	+0.178	22.258	16.656	16.667							
8	17:50:44.216	55.801	+0.398	22.169	16.770	16.862							
9	17:51:39.619	<b>55.403</b>		<b>22.011</b>	16.699	16.693							
10	17:52:35.442	55.823	+0.420	22.186	16.694	16.943							
<b>(777) Lourens VAN RENSBURG</b>													
1	17:44:11.085	1:03.718	+8.170	27.002	19.096	17.620							
2	17:45:08.357	57.272	+1.724	22.993	17.165	17.114							
3	17:46:06.333	57.976	+2.428	23.662	17.014	17.300							
4	17:47:03.713	57.380	+1.832	23.238	16.791	17.351							
5	17:48:00.235	56.522	+0.974	23.127	16.628	16.767							
6	17:48:56.046	55.811	+0.263	22.360	16.758	16.693							
7	17:49:51.594	<b>55.548</b>		<b>22.198</b>	<b>16.597</b>	16.753							
8	17:50:47.507	55.913	+0.365	22.452	16.784	<b>16.677</b>							
9	17:51:43.100	55.593	+0.045	22.247	16.625	16.721							
10	17:52:39.338	56.238	+0.690	22.453	16.910	16.875							
<b>(740) Mathias BAUMEISTER</b>													
1	17:44:09.224	1:01.427	+5.708	26.202	17.925	17.300							
2	17:45:06.207	56.983	+1.264	22.669	17.284	17.030							
3	17:46:02.205	55.998	+0.279	22.533	16.635	16.830							
4	17:46:58.060	55.855	+0.136	<b>22.290</b>	16.702	16.863							
5	17:47:53.986	55.926	+0.207	22.563	<b>16.586</b>	16.777							
6	17:49:01.868	1:07.882	+12.163	23.540	27.123	17.219							
7	17:49:57.978	56.110	+0.391	22.584	16.675	16.851							
8	17:50:53.697	<b>55.719</b>		22.304	16.677	<b>16.738</b>							
9	17:51:49.482	55.785	+0.066	22.341	16.689	16.755							
10	17:52:45.631	56.149	+0.430	22.696	16.611	16.842							
<b>(736) Maxim SHAPOSHNIKOV</b>													
1	17:44:09.829	1:02.215	+5.288	26.088	18.306	17.821							
2	17:45:07.806	57.977	+1.050	23.391	17.244	17.342							
3	17:46:06.167	58.361	+1.434	23.764	17.012	17.585							
4	17:47:03.415	57.248	+0.321	23.112	16.918	17.218							
5	17:48:01.162	57.747	+0.820	23.622	17.013	17.112							
6	17:48:58.258	57.096	+0.169	22.794	17.117	17.185							
7	17:49:55.480	57.222	+0.295	22.920	16.973	17.329							
8	17:50:52.434	56.954	+0.027	22.779	17.005	17.170							
9	17:51:49.361	<b>56.927</b>		<b>22.773</b>	16.964	17.190							
10	17:52:46.598	57.237	+0.310	23.330	<b>16.861</b>	<b>17.046</b>							
<b>(604) PATRICK PEARCE</b>													
1	17:44:03.571	58.002	+2.610	24.306	16.913	16.783							
2	17:44:59.879	56.308	+0.916	<b>22.315</b>	17.036	16.957							
3	17:45:55.271	<b>55.392</b>		22.476	<b>16.423</b>	<b>16.493</b>							



# Rotax Euro Challenge 2013 Genk / Belgium

Rotax DD2

Genk / Belgium 1,360 Km

RACE 22 Qualifying Heat 6 B-D **-NEW-**

2013-03-30 18:00

Race (10 Laps) started at 18:03:02

Pos	No.	Name	Nat.	Chassis	Race Team	Laps	Total Tm	Diff	Best Tm	In Lap	km/h	Points
1	601	Mathias DETIGE	BEL	MS Kart	Bouvin Power	10	9:10.090		54.381	6	90,031	0
2	606	Lucas ORROCK	GBR	Kosmic	Team Orrok	10	9:11.467	1.377	54.315	6	90,141	2
3	653	Sandro LUKOVIC	AUT	Intrepid	Intrepid Driver Program	10	9:11.576	1.486	54.361	8	90,065	3
4	627	Shaun SLAVIN	GBR	Intrepid	Intrepid Driver Program	10	9:11.800	1.710	54.313	7	90,144	4
5	608	Kevin LUDI	CHE	Birel	Spirit Racing	10	9:12.183	2.093	54.570	6	89,720	5
6	617	Luka KAMALI	DEU	CRG	TAD Racing	10	9:12.852	2.762	54.415	6	89,975	6
7	609	Haralds GARKAKLIS	LVA	Gillard	MRG Racing	10	9:14.315	4.225	54.709	7	89,492	7
8	643	Pascal MARSCHALL	DEU	CRG	TAD Racing	10	9:14.543	4.453	54.619	8	89,639	8
9	719	Florent LAMBERT	GBR	Tonykart	Tatum Racing	10	9:15.363	5.273	54.656	8	89,578	9
10	647	Alex BEGGI	ITA	Formula K	FK Racing Team AB Ltd	10	9:15.487	5.397	54.722	7	89,470	10
11	649	Alexander ZENKIN	RUS	Intrepid	Intrepid Driver Program	10	9:15.962	5.872	54.595	9	89,679	11
12	611	ERWIN MONTFOORT	NLD	Gillard	Montfoort Motorsport	10	9:18.619	8.529	54.929	9	89,133	12
13	659	Giel BRONDER	NLD	Gillard	PDB Racing	10	9:19.410	9.320	55.136	6	88,799	13
14	629	Ferenc KANCSAR	HUN	Birel	KMS Europe	10	9:20.250	10.160	54.478	6	89,871	14
15	642	Niklas OLSEN	DNK	Praga	Josh Hart Racing	10	9:20.800	10.710	54.856	10	89,252	15
16	639	Maxime GRAVOUILLE	FRA	Sodi	Kart Pro Racing	10	9:21.535	11.445	54.433	10	89,945	16
17	660	Maxi FLEISCHMANN	DEU	Mach 1	Mach 1	10	9:22.863	12.773	54.817	6	89,315	17
18	746	Dennis KROES	NLD	Tonykart	Team Kroes	10	9:23.651	13.561	55.266	10	88,590	18
19	624	Anna-Lisa DREYSPRING	DEU	CRG	TAD Racing	10	9:24.047	13.957	55.288	10	88,554	19
20	651	Andreas STIEHR	DEU	Intrepid	KSW Racing	10	9:24.888	14.798	54.892	10	89,193	20
21	725	Igor MUKHIN	RUS	Intrepid	Intrepid Driver Program	10	9:25.373	15.283	54.842	10	89,275	21
22	732	Marc BERTEAUX	FRA	Birel	MGT	10	9:27.203	17.113	55.252	9	88,612	22
23	626	Andrey STEPANOV	RUS	Intrepid	Intrepid Driver Program	10	9:28.521	18.431	55.235	9	88,639	23
24	748	Mikko LAINE	FIN	Formula K	Mikko Laine	10	9:30.963	20.873	55.360	9	88,439	24
25	730	Normunds STANEVICS	LVA	Gillard	MRG Racing	6	5:52.638	4 Laps	55.924	5	87,547	25
26	676	Luke VAN RENSBURG	ZAF	CRG	CRG Holland	1	1:04.044	9 Laps	1:01.761	1	79,273	26
27	650	Mario VENDLA	EST	Zanardi	AGS Racing					0	-	27

## Announcements

These results are provisional until the conclusion of any judicial and technical matters

No. 639 warning board

Started: 27 Classified: 27 Not classified: 0

No. 629 time penalty 10 sec. / reason unfair driving

Margin of Victory	Ø km/h	Best Lap Tm	km/h	Best Lap by
1.377	89,004	54.313	90,144	627 - Shaun SLAVIN

Official Timing [www.camp-company.de](http://www.camp-company.de) / [www.motorsport-events.se](http://www.motorsport-events.se)

Orbits

Timekeeping Ingrid and Meik Wagner:

Clerk of the course Nigel Edwards:

[www.mylaps.com](http://www.mylaps.com)

Steward (Chairman) Horst Seidel:

Chief Scrutineer Paul Klaassen:

Licensed to: Motorsport Events

Printed: 2013-03-30 18:49:11

posted at:

h



# Rotax Euro Challenge 2013 Genk / Belgium

Rotax DD2 Genk / Belgium 1,360 Km

RACE 22 Qualifying Heat 6 B-D 2013-03-30 18:00

Race (10 Laps) started at 18:03:02

Lap	Time of Day	Lap Tm	Diff	S1 Tm	S2 Tm	S3 Tm	Lap	Time of Day	Lap Tm	Diff	S1 Tm	S2 Tm	S3 Tm
<b>(601) Mathias DETIGE</b>							5	18:07:40.017	54.644	+0.074	21.829	16.369	16.446
1	18:03:59.557	57.187	+2.806	23.253	16.997	16.937	6	18:08:34.587	<b>54.570</b>		21.794	<b>16.301</b>	16.475
2	18:04:54.910	55.353	+0.972	22.176	16.542	16.635	7	18:09:29.248	54.661	+0.091	<b>21.757</b>	16.402	16.502
3	18:05:50.342	55.432	+1.051	22.244	16.597	16.591	8	18:10:24.156	54.908	+0.338	21.796	16.433	16.679
4	18:06:45.085	54.743	+0.362	21.857	16.452	16.434	9	18:11:19.758	55.602	+1.032	22.335	16.784	16.483
5	18:07:39.639	54.554	+0.173	21.768	16.394	16.392	10	18:12:14.406	54.648	+0.078	21.873	16.309	16.466
6	18:08:34.020	<b>54.381</b>		<b>21.737</b>	16.284	<b>16.360</b>	<b>(617) Luka KAMALI</b>						
7	18:09:28.544	54.524	+0.143	21.782	16.294	16.448	1	18:04:01.736	58.712	+4.297	24.199	17.347	17.166
8	18:10:22.996	54.452	+0.071	21.754	16.319	16.379	2	18:04:57.162	55.426	+1.011	22.236	16.566	16.624
9	18:11:17.738	54.742	+0.361	22.029	<b>16.260</b>	16.453	3	18:05:52.148	54.986	+0.571	22.043	16.402	16.541
10	18:12:12.313	54.575	+0.194	21.774	16.326	16.475	4	18:06:46.932	54.784	+0.369	22.007	16.281	16.496
<b>(629) Ferenc KANCSAR</b>							5	18:07:42.114	55.182	+0.767	22.444	16.311	16.427
1	18:03:59.850	57.627	+3.149	23.538	16.948	17.141	6	18:08:36.529	<b>54.415</b>		<b>21.815</b>	16.254	<b>16.346</b>
2	18:04:55.087	55.237	+0.759	22.159	16.550	16.528	7	18:09:31.085	54.556	+0.141	21.842	<b>16.248</b>	16.466
3	18:05:50.076	54.989	+0.511	22.004	16.467	16.518	8	18:10:25.804	54.719	+0.304	21.862	16.365	16.492
4	18:06:44.815	54.739	+0.261	21.837	16.411	16.491	9	18:11:20.434	54.630	+0.215	21.931	16.266	16.433
5	18:07:39.370	54.555	+0.077	21.773	16.307	16.475	10	18:12:15.075	54.641	+0.226	21.886	16.302	16.453
6	18:08:33.848	<b>54.478</b>		21.765	16.302	16.411	<b>(609) Haralds GARKAKLIS</b>						
7	18:09:28.369	54.521	+0.043	21.751	16.312	16.458	1	18:04:02.201	58.768	+4.059	24.673	17.168	16.927
8	18:10:22.902	54.533	+0.055	<b>21.727</b>	16.364	16.442	2	18:04:58.009	55.808	+1.099	22.518	16.619	16.671
9	18:11:17.903	55.001	+0.523	22.311	<b>16.288</b>	16.402	3	18:05:52.930	54.921	+0.212	21.982	16.452	16.487
10	18:12:12.473	54.570	+0.092	21.790	16.395	<b>16.385</b>	4	18:06:47.761	54.831	+0.122	21.928	16.411	16.492
<b>(606) Lucas ORROCK</b>							5	18:07:42.578	54.817	+0.108	22.001	16.393	16.423
1	18:04:00.289	57.402	+3.087	23.770	16.945	16.687	6	18:08:37.569	54.991	+0.282	22.194	16.380	<b>16.417</b>
2	18:04:55.735	55.446	+1.131	22.249	16.706	16.491	7	18:09:32.278	<b>54.709</b>		21.910	16.351	16.448
3	18:05:50.647	54.912	+0.597	21.815	16.594	16.503	8	18:10:26.998	54.720	+0.011	21.913	16.355	16.452
4	18:06:46.238	55.591	+1.276	22.511	16.551	16.529	9	18:11:21.742	54.744	+0.035	<b>21.899</b>	16.358	16.487
5	18:07:40.781	54.543	+0.228	21.763	16.334	16.446	10	18:12:16.538	54.796	+0.087	21.949	<b>16.331</b>	16.516
6	18:08:35.096	<b>54.315</b>		21.636	<b>16.294</b>	<b>16.385</b>	<b>(643) Pascal MARSCHALL</b>						
7	18:09:29.419	54.323	+0.008	<b>21.612</b>	16.321	16.390	1	18:04:02.093	58.984	+4.365	24.763	17.225	16.996
8	18:10:24.088	54.669	+0.354	21.725	16.475	16.469	2	18:04:58.344	56.251	+1.632	22.933	16.685	16.633
9	18:11:18.709	54.621	+0.306	21.860	16.315	16.446	3	18:05:53.668	55.324	+0.705	22.248	16.515	16.561
10	18:12:13.690	54.981	+0.666	21.780	16.440	16.761	4	18:06:48.366	54.698	+0.079	21.826	16.365	16.507
<b>(653) Sandro LUKOVIC</b>							5	18:07:43.212	54.846	+0.227	21.974	16.392	16.480
1	18:04:00.856	58.361	+4.000	24.100	17.393	16.868	6	18:08:37.998	54.786	+0.167	22.002	16.354	16.430
2	18:04:56.106	55.250	+0.889	22.166	16.504	16.580	7	18:09:32.667	54.669	+0.050	21.942	<b>16.307</b>	<b>16.420</b>
3	18:05:50.994	54.888	+0.527	21.871	16.541	16.476	8	18:10:27.286	<b>54.619</b>		<b>21.793</b>	16.400	16.426
4	18:06:46.566	55.572	+1.211	22.331	16.601	16.640	9	18:11:22.087	54.801	+0.182	21.861	16.483	16.457
5	18:07:41.144	54.578	+0.217	21.816	16.332	16.430	10	18:12:16.766	54.679	+0.060	21.819	16.362	16.498
6	18:08:35.555	54.411	+0.050	21.753	16.293	16.365	<b>(719) Florent LAMBERT</b>						
7	18:09:29.974	54.419	+0.058	21.713	16.300	16.406	1	18:04:01.626	58.509	+3.853	24.092	17.229	17.188
8	18:10:24.335	<b>54.361</b>		<b>21.673</b>	16.378	<b>16.310</b>	2	18:04:57.643	56.017	+1.361	22.674	16.709	16.634
9	18:11:18.906	54.571	+0.210	21.921	<b>16.222</b>	16.428	3	18:05:52.705	55.062	+0.406	22.070	16.478	16.514
10	18:12:13.799	54.893	+0.532	21.738	16.350	16.805	4	18:06:47.455	54.750	+0.094	21.912	16.363	16.475
<b>(627) Shaun SLAVIN</b>							5	18:07:42.450	54.995	+0.339	22.096	16.398	16.501
1	18:04:00.036	57.351	+3.038	23.478	16.795	17.078	6	18:08:37.839	55.389	+0.733	22.486	16.474	<b>16.429</b>
2	18:04:55.539	55.503	+1.190	22.429	16.524	16.550	7	18:09:33.123	55.284	+0.628	22.380	16.376	16.528
3	18:05:50.843	55.304	+0.991	21.933	16.820	16.551	8	18:10:27.779	<b>54.656</b>		<b>21.833</b>	16.349	16.474
4	18:06:46.761	55.918	+1.605	22.224	16.775	16.919	9	18:11:22.764	54.985	+0.329	22.068	16.445	16.472
5	18:07:41.777	55.016	+0.703	22.196	16.349	16.471	10	18:12:17.586	54.822	+0.166	21.919	<b>16.348</b>	16.555
6	18:08:36.097	54.320	+0.007	<b>21.660</b>	16.276	<b>16.384</b>	<b>(647) Alex BEGGI</b>						
7	18:09:30.410	<b>54.313</b>		21.661	<b>16.234</b>	16.418	1	18:04:01.891	58.540	+3.818	24.346	17.137	17.057
8	18:10:24.755	54.345	+0.032	21.698	16.245	16.402	2	18:04:58.169	56.278	+1.556	22.623	16.986	16.669
9	18:11:19.328	54.573	+0.260	21.815	16.365	16.393	3	18:05:53.836	55.667	+0.945	22.606	16.528	16.533
10	18:12:14.023	54.695	+0.382	21.694	16.278	16.723	4	18:06:48.878	55.042	+0.320	22.106	16.433	16.503
<b>(608) Kevin LUDI</b>							5	18:07:43.765	54.887	+0.165	21.868	16.404	16.615
1	18:03:59.913	57.363	+2.793	23.385	16.902	17.076	6	18:08:38.770	55.005	+0.283	21.899	16.534	16.572
2	18:04:55.339	55.426	+0.856	22.360	16.526	16.540	7	18:09:33.492	<b>54.722</b>		21.892	16.335	16.495
3	18:05:50.587	55.248	+0.678	21.956	16.600	16.692	8	18:10:28.234	54.742	+0.020	<b>21.844</b>	16.480	<b>16.418</b>
4	18:06:45.373	54.786	+0.216	21.985	16.355	<b>16.446</b>	9	18:11:22.968	54.734	+0.012	21.957	<b>16.322</b>	16.455
							10	18:12:17.710	54.742	+0.020	21.964	16.357	16.421





# Rotax Euro Challenge 2013 Genk / Belgium

Rotax DD2 Genk / Belgium 1,360 Km  
 RACE 22 Qualifying Heat 6 B-D 2013-03-30 18:00

Race (10 Laps) started at 18:03:02

Lap	Time of Day	Lap Tm	Diff	S1 Tm	S2 Tm	S3 Tm	Lap	Time of Day	Lap Tm	Diff	S1 Tm	S2 Tm	S3 Tm
<b>(649) Alexander ZENKIN</b>							5	18:07:49.164	55.183	+0.366	22.017	16.528	16.638
1	18:04:02.863	59.485	+4.890	24.658	17.797	17.030	6	18:08:43.981	<b>54.817</b>		21.925	<b>16.310</b>	16.582
2	18:04:58.862	55.999	+1.404	22.434	16.761	16.804	7	18:09:39.740	55.759	+0.942	22.445	16.501	16.813
3	18:05:54.250	55.388	+0.793	22.248	16.571	16.569	8	18:10:34.949	55.209	+0.392	22.027	16.631	16.551
4	18:06:49.362	55.112	+0.517	21.970	16.524	16.618	9	18:11:30.201	55.252	+0.435	22.155	16.570	<b>16.527</b>
5	18:07:44.293	54.931	+0.336	21.911	16.444	16.576	10	18:12:25.086	54.885	+0.068	<b>21.874</b>	16.396	16.615
6	18:08:39.046	54.753	+0.158	21.847	16.386	16.520	<b>(746) Dennis KROES</b>						
7	18:09:33.864	54.818	+0.223	21.898	16.409	16.511	1	18:04:03.752	1:00.062	+4.796	25.026	17.560	17.476
8	18:10:28.605	54.741	+0.146	21.888	16.445	16.408	2	18:05:00.072	56.320	+1.054	22.673	16.789	16.858
9	18:11:23.200	<b>54.595</b>		<b>21.846</b>	<b>16.352</b>	<b>16.397</b>	3	18:05:55.766	55.694	+0.428	22.230	16.614	16.850
10	18:12:18.185	54.985	+0.390	21.897	16.580	16.508	4	18:06:51.419	55.653	+0.387	22.256	16.679	16.718
<b>(611) ERWIN MONTFOORT</b>							5	18:07:47.060	55.641	+0.375	22.197	16.638	16.806
1	18:04:03.627	59.759	+4.830	25.236	17.206	17.317	6	18:08:42.956	55.896	+0.630	<b>22.075</b>	16.557	17.264
2	18:04:59.647	56.020	+1.091	22.574	16.719	16.727	7	18:09:38.894	55.938	+0.672	22.638	16.609	16.691
3	18:05:55.081	55.434	+0.505	22.279	16.515	16.640	8	18:10:34.549	55.655	+0.389	22.199	16.646	16.810
4	18:06:50.123	55.042	+0.113	22.052	16.437	<b>16.553</b>	9	18:11:30.608	56.059	+0.793	22.495	16.939	<b>16.625</b>
5	18:07:45.276	55.153	+0.224	22.108	16.456	16.589	10	18:12:25.874	<b>55.266</b>		22.118	<b>16.472</b>	16.676
6	18:08:40.632	55.356	+0.427	22.185	16.458	16.713	<b>(624) Anna-Lisa DREYSPRING</b>						
7	18:09:35.781	55.149	+0.220	22.059	16.459	16.631	1	18:04:04.773	1:00.535	+5.247	25.459	17.602	17.474
8	18:10:30.885	55.104	+0.175	<b>21.958</b>	16.593	16.553	2	18:05:01.289	56.516	+1.228	22.559	16.718	17.239
9	18:11:25.814	<b>54.929</b>		22.023	<b>16.346</b>	16.560	3	18:05:57.417	56.128	+0.840	22.617	16.776	16.735
10	18:12:20.842	55.028	+0.099	22.066	16.383	16.579	4	18:06:52.939	55.522	+0.234	<b>22.058</b>	16.496	16.968
<b>(659) Giel BRONDER</b>							5	18:07:49.241	56.302	+1.014	22.406	16.519	17.377
1	18:04:03.421	59.890	+4.754	24.895	17.755	17.240	6	18:08:44.742	55.501	+0.213	22.266	<b>16.455</b>	16.780
2	18:04:59.443	56.022	+0.886	22.547	16.725	16.750	7	18:09:40.081	55.339	+0.051	22.164	16.540	16.635
3	18:05:54.757	55.314	+0.178	22.133	16.554	16.627	8	18:10:35.422	55.341	+0.053	22.149	16.544	16.648
4	18:06:49.973	55.216	+0.080	<b>22.075</b>	16.460	16.681	9	18:11:30.982	55.560	+0.272	22.178	16.766	<b>16.616</b>
5	18:07:45.207	55.234	+0.098	22.101	16.458	16.675	10	18:12:26.270	<b>55.288</b>		22.127	16.526	16.635
6	18:08:40.343	<b>55.136</b>		22.087	16.458	<b>16.591</b>	<b>(651) Andreas STIEHR</b>						
7	18:09:35.552	55.209	+0.073	22.104	<b>16.455</b>	16.650	1	18:04:05.457	1:01.028	+6.136	25.981	17.503	17.544
8	18:10:30.816	55.264	+0.128	22.118	16.626	16.626	2	18:05:02.730	57.273	+2.381	23.069	17.122	17.082
9	18:11:26.293	55.477	+0.341	22.374	16.471	16.632	3	18:05:59.038	56.308	+1.416	22.336	16.588	17.384
10	18:12:21.633	55.340	+0.204	22.238	16.456	16.646	4	18:06:54.313	55.275	+0.383	22.260	16.539	16.476
<b>(642) Niklas OLSEN</b>							5	18:07:50.318	56.005	+1.113	21.963	17.031	17.011
1	18:04:05.580	1:00.735	+5.879	25.826	17.439	17.470	6	18:08:45.718	55.400	+0.508	22.179	16.575	16.646
2	18:05:02.150	56.570	+1.714	22.779	16.871	16.920	7	18:09:41.912	56.194	+1.302	22.691	16.949	16.554
3	18:05:57.735	55.585	+0.729	22.142	16.795	16.648	8	18:10:37.304	55.392	+0.500	22.326	16.519	16.547
4	18:06:52.944	55.209	+0.353	21.945	16.442	16.822	9	18:11:32.219	54.915	+0.023	22.022	<b>16.448</b>	<b>16.445</b>
5	18:07:48.042	55.098	+0.242	22.065	16.418	16.615	10	18:12:27.111	<b>54.892</b>		<b>21.956</b>	16.460	16.476
6	18:08:42.978	54.936	+0.080	<b>21.849</b>	<b>16.349</b>	16.738	<b>(725) Igor MUKHIN</b>						
7	18:09:38.187	55.209	+0.353	22.109	16.460	16.640	1	18:04:04.409	1:00.470	+5.628	25.588	17.516	17.366
8	18:10:33.266	55.079	+0.223	22.038	16.463	16.578	2	18:05:01.351	56.942	+2.100	23.052	16.748	17.142
9	18:11:28.167	54.901	+0.045	21.914	16.436	<b>16.551</b>	3	18:05:56.873	55.522	+0.680	22.456	16.557	16.509
10	18:12:23.023	<b>54.856</b>		21.911	16.356	16.589	4	18:06:51.727	54.854	+0.012	21.952	<b>16.414</b>	16.488
<b>(639) Maxime GRAVOUILLE</b>							5	18:07:47.491	55.764	+0.922	22.073	16.589	17.102
1	18:04:05.518	1:00.992	+6.559	26.022	17.458	17.512	6	18:08:43.175	55.684	+0.842	<b>21.879</b>	16.432	17.373
2	18:05:02.537	57.019	+2.586	23.174	16.869	16.976	7	18:09:41.702	58.527	+3.685	25.065	16.856	16.606
3	18:05:58.338	55.801	+1.368	22.176	16.689	16.936	8	18:10:37.708	56.006	+1.164	22.901	16.510	16.595
4	18:06:53.616	55.278	+0.845	22.307	16.383	16.588	9	18:11:32.754	55.046	+0.204	22.121	16.445	16.480
5	18:07:48.672	55.056	+0.623	22.015	16.284	16.757	10	18:12:27.596	<b>54.842</b>		21.982	16.427	<b>16.433</b>
6	18:08:43.216	54.544	+0.111	<b>21.789</b>	16.283	16.472	<b>(732) Marc BERTEAUX</b>						
7	18:09:39.669	56.453	+2.020	23.357	16.524	16.572	1	18:04:05.955	1:01.339	+6.087	26.422	17.541	17.376
8	18:10:34.503	54.834	+0.401	21.932	16.339	16.563	2	18:05:04.046	58.091	+2.839	24.269	16.977	16.845
9	18:11:29.325	54.822	+0.389	22.083	16.337	<b>16.402</b>	3	18:05:59.498	55.452	+0.200	22.084	<b>16.543</b>	16.825
10	18:12:23.758	<b>54.433</b>		21.795	<b>16.236</b>	16.402	4	18:06:55.028	55.530	+0.278	22.171	16.689	16.670
<b>(660) Maxi FLEISCHMANN</b>							5	18:07:50.537	55.509	+0.257	<b>22.056</b>	16.650	16.803
1	18:04:05.233	1:00.799	+5.982	25.712	17.481	17.606	6	18:08:46.149	55.612	+0.360	22.222	16.718	16.672
2	18:05:02.274	57.041	+2.224	22.806	17.062	17.173	7	18:09:42.747	56.598	+1.346	22.514	17.206	16.878
3	18:05:58.785	56.511	+1.694	22.283	16.693	17.535	8	18:10:38.467	55.720	+0.468	22.403	16.722	16.595
4	18:06:53.981	55.196	+0.379	22.160	16.448	16.588	9	18:11:33.719	<b>55.252</b>		22.083	16.654	<b>16.515</b>
							10	18:12:29.426	55.707	+0.455	22.409	16.629	16.669



# Rotax Euro Challenge 2013 Genk / Belgium

Rotax DD2 Genk / Belgium 1,360 Km  
 RACE 22 Qualifying Heat 6 B-D 2013-03-30 18:00

Race (10 Laps) started at 18:03:02

Lap	Time of Day	Lap Tm	Diff	S1 Tm	S2 Tm	S3 Tm	Lap	Time of Day	Lap Tm	Diff	S1 Tm	S2 Tm	S3 Tm
<b>(626) Andrey STEPANOV</b>													
1	18:04:05.744	1:01.658	+6.423	26.786	17.444	17.428							
2	18:05:03.090	57.346	+2.111	23.517	16.894	16.935							
3	18:05:59.207	56.117	+0.882	22.303	<b>16.533</b>	17.281							
4	18:06:54.790	55.583	+0.348	22.293	16.596	16.694							
5	18:07:50.173	55.383	+0.148	22.073	16.540	16.770							
6	18:08:45.562	55.389	+0.154	22.185	16.555	16.649							
7	18:09:42.689	57.127	+1.892	22.926	17.550	16.651							
8	18:10:38.272	55.583	+0.348	22.323	16.656	16.604							
9	18:11:33.507	<b>55.235</b>		<b>22.036</b>	16.641	<b>16.558</b>							
10	18:12:30.744	57.237	+2.002	22.765	17.002	17.470							
<b>(748) Mikko LAINE</b>													
1	18:04:04.984	1:00.798	+5.438	25.702	17.529	17.567							
2	18:05:01.718	56.734	+1.374	22.946	16.902	16.886							
3	18:05:58.233	56.515	+1.155	22.402	17.127	16.986							
4	18:06:53.749	55.516	+0.156	22.197	<b>16.479</b>	16.840							
5	18:07:49.900	56.151	+0.791	<b>22.148</b>	17.262	16.741							
6	18:08:45.910	56.010	+0.650	22.739	16.694	<b>16.577</b>							
7	18:09:42.981	57.071	+1.711	22.660	17.601	16.810							
8	18:10:38.681	55.700	+0.340	22.471	16.634	16.595							
9	18:11:34.041	<b>55.360</b>		22.159	16.577	16.624							
10	18:12:33.186	59.145	+3.785	22.233	16.900	20.012							
<b>(730) Normunds STANEVICS</b>													
1	18:04:05.524	1:01.653	+5.729	25.433	17.620	18.600							
2	18:05:09.683	1:04.159	+8.235	29.113	17.867	17.179							
3	18:06:06.216	56.533	+0.609	22.630	16.687	17.216							
4	18:07:02.557	56.341	+0.417	22.584	16.816	16.941							
5	18:07:58.481	<b>55.924</b>		<b>22.389</b>	<b>16.666</b>	<b>16.869</b>							
6	18:08:54.861	56.380	+0.456	22.496	16.848	17.036							
<b>(676) Luke VAN RENSBURG</b>													
1	18:04:06.267	1:01.761		<b>26.976</b>	<b>17.592</b>	<b>17.193</b>							



## Rotax Euro Challenge 2013

### Rotax Max DD2

### Genk / Belgium

#### Ranking after Heats

Pos.	No.	Firstname	Lastname	Nat.	Chassis	Race Team	QP	Points	Diff.	A-B	C-D	B-C	A-D	A-C	B-D
1	603	Xen	DE RUWE	BEL	Formula K	FK Racing Team AB Ltd	3	0	--	0	0	--	0	--	--
2	602	MIIKA	LAIHO	FIN	Tonykart	MPT Racing	5	4	-4	2	--	--	0	2	--
3	638	Sean	BABINGTON	GBR	Alonso	Dan Holland Racing	1	6	-6	0	--	--	2	4	--
4	601	Mathias	DETIGE	BEL	MS Kart	Bouvin Power	6	6	-6	3	--	3	--	--	0
5	653	Sandro	LUKOVIC	AUT	Intrepid	Intrepid Driver Program	4	9	-9	--	3	--	3	--	3
6	606	Lucas	ORROCK	GBR	Kosmic	Team Orrok	14	9	-9	5	--	2	--	--	2
7	627	Shaun	SLAVIN	GBR	Intrepid	Intrepid Driver Program	8	10	-10	--	2	--	4	--	4
8	631	Barrie	PULLINGER	GBR	Alonso	Dan Holland Racing	7	12	-12	--	4	5	--	3	--
9	608	Kevin	LUDI	CHE	Birel	Spirit Racing	10	17	-17	6	--	6	--	--	5
10	629	Ferenc	KANCSAR	HUN	Birel	KMS Europe	2	22	-22	4	--	4	--	--	14
11	637	Alexandre	FINKELSTEIN	FRA	Tonykart	MD Competition	9	22	-22	7	--	--	10	5	--
12	628	Ben	COOPER	CAN	Birel	KMS Europe	45	22	-22	8	--	--	6	8	--
13	645	Chris	STERKEN	NLD	CRG	CRG Holland	19	24	-24	--	5	7	--	12	--
14	616	Antti	RAMMO	EST	Tonykart	Aix Racing Team	11	29	-29	--	11	9	--	9	--
15	609	Haralds	GARKAKLIS	LVA	Gillard	MRG Racing	24	30	-30	--	18	--	5	--	7
16	622	Andreas	BACKMAN	SWE	Tonykart	Strawberry Racing	15	34	-34	--	16	8	--	10	--
17	643	Pascal	MARSCHALL	DEU	CRG	TAD Racing	16	34	-34	--	8	--	18	--	8
18	615	Marcel	SCHIRMER	DEU	CRG	Kartsport Klimm	17	35	-35	20	--	--	8	7	--
19	642	Niklas	OLSEN	DNK	Praga	Josh Hart Racing	52	38	-38	--	9	--	14	--	15
20	719	Florent	LAMBERT	GBR	Tonykart	Tatum Racing	22	39	-39	11	--	19	--	--	9
21	654	Martins	LAPINS	LVA	Energy	RKV Racing	53	39	-39	12	--	--	11	16	--
22	649	Alexander	ZENKIN	RUS	Intrepid	Intrepid Driver Program	26	40	-40	17	--	12	--	--	11
23	660	Maxi	FLEISCHMANN	DEU	Mach 1	Mach 1	44	40	-40	--	10	--	13	--	17
24	634	Christophe	RAYMAKERS	BEL	Gillard	DFK	21	41	-41	9	--	--	26	6	--
25	659	Giel	BRONDER	NLD	Gillard	PDB Racing	30	41	-41	15	--	13	--	--	13
26	650	Mario	VENDLA	EST	Zanardi	AGS Racing	12	42	-42	--	6	--	9	--	27
27	633	Alexis	COURSAULT	FRA	Birel	MGT	31	42	-42	--	14	11	--	17	--
28	617	Luka	KAMALI	DEU	CRG	TAD Racing	18	44	-44	28	--	10	--	--	6
<b>Position 1 -28 qualified for Prefinal</b>															
29	604	PATRICK	PEARCE	GBR	Tonykart	Tatum Racing	13	45	-45	10	--	--	7	28	--
30	639	Maxime	GRAVOUILLE	FRA	Sodi	Kart Pro Racing	54	45	-45	14	--	15	--	--	16
31	647	Alex	BEGGI	ITA	Formula K	FK Racing Team AB Ltd	20	47	-47	--	7	--	30	--	10
32	644	Sascha-Pic	HAIDA	DEU	Birel	Haida Motorsport	23	47	-47	--	19	14	--	14	--
33	700	Christophe	ADAMS	FRA	Formula K	Sporting Formula K Franc	37	48	-48	13	--	--	17	18	--
34	652	Damien	VUILLAUME	FRA	Flandria	Flandria Competition Kart	29	49	-49	26	--	--	12	11	--
35	658	Janno	THEUSSING	NLD	Gillard	PDB Racing	27	50	-50	--	12	25	--	13	--
36	611	ERWIN	MONTFOORT	NLD	Gillard	Montfoort Motorsport	28	51	-51	--	20	--	19	--	12
37	623	Marcel	STEINERT	DEU	Tonykart	KSW Racing	39	52	-52	--	13	20	--	19	--
38	656	Julien	RENAUDIN	FRA	Sodi	KPR	49	52	-52	16	--	--	15	21	--
39	626	Andrey	STEPANOV	RUS	Intrepid	Intrepid Driver Program	42	59	-59	18	--	18	--	--	23
40	718	Tamsin	GERMAIN	GBR	Gillard	DG Racing	25	60	-60	23	--	--	22	15	--
41	732	Marc	BERTEAUX	FRA	Birel	MGT	48	60	-60	--	22	--	16	--	22
42	746	Dennis	KROES	NLD	Tonykart	Team Kroes	34	62	-62	27	--	17	--	--	18

#### Announcements:

These results are provisional until the conclusion of any judicial and technical matters

Clerk of the course Nigel Edwards:

Stewards (Chairman) Horst Seidel:

Timekeeping Ingrid/Meik Wagner:

Scrutineer Paul Klaassen:

Printed: 2013-03-30 19:23

Posted at: h



## Rotax Euro Challenge 2013

Rotax Max DD2

Genk / Belgium

### Ranking after Heats

Pos.	No.	Firstname	Lastname	Nat.	Chassis	Race Team	QP	Points	Diff.	A-B	C-D	B-C	A-D	A-C	B-D
43	<b>725</b>	Igor	<b>MUKHIN</b>	RUS	Intrepid	Intrepid Driver Program	32	<b>63</b>	-63	--	21	--	21	--	21
44	<b>624</b>	Anna-Lisa	<b>DREYSPRING</b>	DEU	CRG	TAD Racing	36	<b>63</b>	-63	--	24	--	20	--	19
45	<b>676</b>	Luke	<b>VAN RENSBURG</b>	ZAF	CRG	CRG Holland	40	<b>64</b>	-64	--	15	--	23	--	26
46	<b>651</b>	Andreas	<b>STIEHR</b>	DEU	Intrepid	KSW Racing	50	<b>65</b>	-65	19	--	26	--	--	20
47	<b>655</b>	Karel	<b>FRANSSEN</b>	BEL	Zanardi	Schepers Racing	51	<b>65</b>	-65	--	17	28	--	20	--
48	<b>621</b>	MARTINS	<b>STEINERTS</b>	LVA	MS Kart	MS Kart Racing Team	55	<b>65</b>	-65	--	27	16	--	22	--
49	<b>748</b>	Mikko	<b>LAINÉ</b>	FIN	Formula K	Mikko Laine	46	<b>66</b>	-66	21	--	21	--	--	24
50	<b>641</b>	Tomas	<b>PYTTLIK</b>	GBR	Alonso		33	<b>69</b>	-69	22	--	--	24	23	--
51	<b>735</b>	Chris	<b>GROEN</b>	NLD	Kosmic	Team Kroes	35	<b>73</b>	-73	--	26	23	--	24	--
52	<b>740</b>	Mathias	<b>BAUMEISTER</b>	DEU	Tonykart	KSW Racing	47	<b>73</b>	-73	--	25	22	--	26	--
53	<b>777</b>	Lourens	<b>VAN RENSBURG</b>	ZAF	CRG	CRG Holland	41	<b>74</b>	-74	24	--	--	25	25	--
54	<b>736</b>	Maxim	<b>SHAPOSHNIKOV</b>	RUS	Kosmic	TBA	43	<b>74</b>	-74	--	23	24	--	27	--
55	<b>730</b>	Normunds	<b>STANEVICS</b>	LVA	Gillard	MRG Racing	38	<b>77</b>	-77	25	--	27	--	--	25

Position 29-62 qualified for Second Chance Heat

### Announcements:

----- These results are provisional until the conclusion of any judicial and technical matters -----

Clerk of the course Nigel Edwards:

Stewards (Chairman) Horst Seidel:

Timekeeping Ingrid/Meik Wagner:

Scrutineer Paul Klaassen:

Printed: 2013-03-30 19:23

Posted at: h

Rotax Euro Challenge 2013  
 Class: Rotax Max DD2  
 Date/Time: 2013-03-31 10:10

Track: Genk / Belgium  
 Heat: Second Chance Heat  
 Laps: 10

Edition 1

	33	17		34
	31	16		32
	29	15		30
Normunds STANEVICS	<b>730</b> 27 Points 77 Quali Rank 38	14		28
Lourens VAN RENSBURG	<b>777</b> 25 Points 74 Quali Rank 41	13	Maxim SHAPOSHNIKOV	<b>736</b> 26 Points 74 Quali Rank 43
Chris GROEN	<b>735</b> 23 Points 73 Quali Rank 35	12	Mathias BAUMEISTER	<b>740</b> 24 Points 73 Quali Rank 47
Mikko LAINE	<b>748</b> 21 Points 66 Quali Rank 46	11	Tomas PYTTLIK	<b>641</b> 22 Points 69 Quali Rank 33
Karel FRANSEN	<b>655</b> 19 Points 65 Quali Rank 51	10	MARTINS STEINERTS	<b>621</b> 20 Points 65 Quali Rank 55
Luke VAN RENSBURG	<b>676</b> 17 Points 64 Quali Rank 40	9	Andreas STIEHR	<b>651</b> 18 Points 65 Quali Rank 50
Igor MUKHIN	<b>725</b> 15 Points 63 Quali Rank 32	8	Anna-Lisa DREYSPRING	<b>624</b> 16 Points 63 Quali Rank 36
Marc BERTEAUX	<b>732</b> 13 Points 60 Quali Rank 48	7	Dennis KROES	<b>746</b> 14 Points 62 Quali Rank 34
Andrey STEPANOV	<b>626</b> 11 Points 59 Quali Rank 42	6	Tamsin GERMAIN	<b>718</b> 12 Points 60 Quali Rank 25
Marcel STEINERT	<b>623</b> 9 Points 52 Quali Rank 39	5	Julien RENAUDIN	<b>656</b> 10 Points 52 Quali Rank 49
Janno THEUSSING	<b>658</b> 7 Points 50 Quali Rank 27	4	ERWIN MONTFOORT	<b>611</b> 8 Points 51 Quali Rank 28
Christophe ADAMS	<b>700</b> 5 Points 48 Quali Rank 37	3	Damien VUILLAUME	<b>652</b> 6 Points 49 Quali Rank 29
Alex BEGGI	<b>647</b> 3 Points 47 Quali Rank 20	2	Sascha-Pio HAIDA	<b>644</b> 4 Points 47 Quali Rank 23
PATRICK PEARCE	<b>604</b> 1 Points 45 Quali Rank 13	1	Maxime GRAVOUILLE	<b>639</b> 2 Points 45 Quali Rank 54

Pole Position

Clerk of the course Nigel Edwards:  
 Stewards (Chairman) Horst Seidel:

Scrutineer Paul Klaassen:  
 Timekeeping Ingrid/Meik Wagner:



# Rotax Euro Challenge 2013 Genk / Belgium

Rotax DD2

Genk / Belgium 1,360 Km

Warm up qualified 29-62

2013-03-31 09:00

Practice (5:00 Time) started at 9:00:01

Pos	No.	Name	Nat.	Chassis	Race Team	Laps	Best Tm	Diff	Gap In Lap	km/h
1	604	PATRICK PEARCE	GBR	Tonykart	Tatum Racing	5	55.122		5	88,821
2	651	Andreas STIEHR	DEU	Intrepid	KSW Racing	5	55.285	0.163	0.163	5 88,559
3	725	Igor MUKHIN	RUS	Intrepid	Intrepid Driver Program	5	55.373	0.251	0.088	5 88,419
4	639	Maxime GRAVOUILLE	FRA	Sodi	Kart Pro Racing	5	55.415	0.293	0.042	5 88,352
5	732	Marc BERTEAUX	FRA	Birel	MGT	5	55.504	0.382	0.089	5 88,210
6	611	ERWIN MONTFOORT	NLD	Gillard	Montfoort Motorsport	5	55.513	0.391	0.009	5 88,196
7	644	Sascha-Pio HAIDA	DEU	Birel	Haida Motorsport	5	55.529	0.407	0.016	5 88,170
8	655	Karel FRANSEN	BEL	Zanardi	Schepers Racing	5	55.544	0.422	0.015	5 88,146
9	656	Julien RENAUDIN	FRA	Sodi	KPR	5	55.569	0.447	0.025	5 88,107
10	652	Damien VUILLAUME	FRA	Flandria	Flandria Competition Kart	5	55.597	0.475	0.028	4 88,062
11	718	Tamsin GERMAIN	GBR	Gillard	DG Racing	5	55.599	0.477	0.002	5 88,059
12	647	Alex BEGGI	ITA	Formula K	FK Racing Team AB Ltd	5	55.743	0.621	0.144	4 87,832
13	658	Janno THEUSSING	NLD	Gillard	PDB Racing	5	55.769	0.647	0.026	5 87,791
14	700	Christophe ADAMS	FRA	Formula K	Sporting Formula K France	5	55.825	0.703	0.056	4 87,703
15	623	Marcel STEINERT	DEU	Tonykart	KSW Racing	5	55.932	0.810	0.107	4 87,535
16	626	Andrey STEPANOV	RUS	Intrepid	Intrepid Driver Program	5	55.941	0.819	0.009	5 87,521
17	641	Tomas PYTLIK	GBR	Alonso		5	55.953	0.831	0.012	5 87,502
18	624	Anna-Lisa DREYSPRING	DEU	CRG	TAD Racing	5	56.002	0.880	0.049	5 87,425
19	621	MARTINS STEINERTS	LVA	MS Kart	MS Kart Racing Team	5	56.243	1.121	0.241	5 87,051
20	676	Luke VAN RENSBURG	ZAF	CRG	CRG Holland	5	56.266	1.144	0.023	5 87,015
21	777	Lourens VAN RENSBURG	ZAF	CRG	CRG Holland	5	56.288	1.166	0.022	5 86,981
22	740	Mathias BAUMEISTER	DEU	Tonykart	KSW Racing	5	56.342	1.220	0.054	5 86,898
23	746	Dennis KROES	NLD	Tonykart	Team Kroes	5	56.782	1.660	0.440	4 86,225
24	736	Maxim SHAPOSHNIKOV	RUS	Kosmic	TBA	5	56.812	1.690	0.030	5 86,179
25	730	Normunds STANEVICS	LVA	Gillard	MRG Racing	5	56.989	1.867	0.177	5 85,911
26	748	Mikko LAINE	FIN	Formula K	Mikko Laine	5	57.027	1.905	0.038	5 85,854
27	735	Chris GROEN	NLD	Kosmic	Team Kroes	2	1:01.089	5.967	4.062	2 80,145

Timekeeping Ingrid and Meik Wagner:

Clerk of the course Nigel Edwards:

[www.mylaps.com](http://www.mylaps.com)

Steward (Chairman) Horst Seidel:

Chief Scrutineer Paul Klaassen:

Licensed to: Motorsport Events

Printed: 2013-03-31 09:07:06

posted at:

h



# Rotax Euro Challenge 2013 Genk / Belgium

Rotax DD2 Genk / Belgium 1,360 Km  
 Warm up qualified 29-62 2013-03-31 09:00

Practice (5:00 Time) started at 9:00:01

Lap	Time of Day	Lap Tm	Diff	S1 Tm	S2 Tm	S3 Tm	Lap	Time of Day	Lap Tm	Diff	S1 Tm	S2 Tm	S3 Tm
<b>(604) PATRICK PEARCE</b>							2	9:02:31.486	59.495	+3.898	24.112	18.215	17.168
1	9:01:24.402	1:08.826	+13.704	31.088	19.671	18.067	3	9:03:28.440	56.954	+1.357	22.906	17.237	16.811
2	9:02:21.823	57.421	+2.299	23.325	17.134	16.962	4	9:04:24.037	<b>55.597</b>	<b>22.351</b>	<b>16.631</b>	<b>16.615</b>	<b>16.615</b>
3	9:03:17.809	55.986	+0.864	22.463	16.829	16.694	5	9:05:20.557	56.520	+0.923	22.826	16.962	16.732
4	9:04:13.455	55.646	+0.524	22.288	16.734	16.624	<b>(718) Tamsin GERMAIN</b>						
5	9:05:08.577	<b>55.122</b>	<b>22.005</b>	<b>16.603</b>	<b>16.514</b>	<b>16.514</b>	1	9:01:34.127	1:11.279	+15.680	32.523	20.253	18.503
<b>(651) Andreas STIEHR</b>							2	9:02:33.844	59.717	+4.118	23.754	18.045	17.918
1	9:01:35.118	1:12.189	+16.904	32.661	20.736	18.792	3	9:03:30.770	56.926	+1.327	22.908	17.035	16.983
2	9:02:34.631	59.513	+4.228	23.572	17.466	18.475	4	9:04:26.770	56.000	+0.401	22.457	16.840	16.703
3	9:03:31.342	56.711	+1.426	22.949	16.849	16.913	5	9:05:22.369	<b>55.599</b>	<b>22.283</b>	<b>16.682</b>	<b>16.634</b>	<b>16.634</b>
4	9:04:27.436	56.094	+0.809	22.852	16.638	<b>16.604</b>	<b>(647) Alex BEGGI</b>						
5	9:05:22.721	<b>55.285</b>	<b>22.096</b>	<b>16.538</b>	<b>16.514</b>	<b>16.651</b>	1	9:01:31.371	1:13.066	+17.323	33.126	20.885	19.055
<b>(725) Igor MUKHIN</b>							2	9:02:32.392	1:01.021	+5.278	24.495	19.210	17.316
1	9:01:26.589	1:10.827	+15.454	32.305	20.094	18.428	3	9:03:28.921	56.529	+0.786	22.748	16.859	16.922
2	9:02:25.022	58.433	+3.060	23.853	17.278	17.302	4	9:04:24.664	<b>55.743</b>	<b>22.375</b>	<b>16.648</b>	<b>16.720</b>	<b>16.720</b>
3	9:03:21.326	56.304	+0.931	22.590	16.970	16.744	5	9:05:20.785	56.121	+0.378	<b>22.265</b>	16.844	17.012
4	9:04:17.067	55.741	+0.368	22.409	16.597	16.735	<b>(658) Janno THEUSSING</b>						
5	9:05:12.440	<b>55.373</b>	<b>22.263</b>	<b>16.510</b>	<b>16.600</b>	<b>16.600</b>	1	9:01:19.863	1:06.816	+11.047	29.236	19.383	18.197
<b>(639) Maxime GRAVOUILLE</b>							2	9:02:18.276	58.413	+2.644	23.760	17.400	17.253
1	9:01:31.608	1:10.973	+15.558	32.391	19.831	18.751	3	9:03:15.043	56.767	+0.998	22.753	16.938	17.076
2	9:02:31.310	59.702	+4.287	24.314	18.122	17.266	4	9:04:11.273	56.230	+0.461	22.470	16.911	<b>16.849</b>
3	9:03:28.662	57.352	+1.937	22.907	17.491	16.954	5	9:05:07.042	<b>55.769</b>	<b>22.294</b>	<b>16.615</b>	<b>16.615</b>	<b>16.860</b>
4	9:04:24.321	55.659	+0.244	22.355	16.688	<b>16.616</b>	<b>(700) Christophe ADAMS</b>						
5	9:05:19.736	<b>55.415</b>	<b>22.152</b>	<b>16.647</b>	<b>16.616</b>	<b>16.616</b>	1	9:01:37.156	1:15.677	+19.852	34.503	21.610	19.564
<b>(732) Marc BERTEAUX</b>							2	9:02:37.974	1:00.818	+4.993	24.921	18.077	17.820
1	9:01:30.947	1:12.947	+17.443	33.110	20.887	18.950	3	9:03:34.813	56.839	+1.014	22.916	17.023	16.900
2	9:02:31.066	1:00.119	+4.615	24.812	17.879	17.428	4	9:04:30.638	<b>55.825</b>	<b>22.276</b>	16.840	<b>16.709</b>	<b>16.709</b>
3	9:03:28.031	56.965	+1.461	22.877	17.145	16.943	5	9:05:26.668	56.030	+0.205	22.500	<b>16.717</b>	16.813
4	9:04:23.788	55.757	+0.253	22.387	<b>16.647</b>	<b>16.723</b>	<b>(623) Marcel STEINERT</b>						
5	9:05:19.292	<b>55.504</b>	<b>22.237</b>	<b>16.662</b>	<b>16.605</b>	<b>16.605</b>	1	9:01:38.437	1:15.319	+19.387	35.636	20.732	18.951
<b>(611) ERWIN MONTFOORT</b>							2	9:02:38.816	1:00.379	+4.447	25.274	17.769	17.336
1	9:01:38.031	1:19.832	+24.319	40.111	20.626	19.095	3	9:03:35.486	56.670	+0.738	22.718	17.002	16.950
2	9:02:37.284	59.253	+3.740	24.181	17.842	17.230	4	9:04:31.418	<b>55.932</b>	<b>22.459</b>	16.760	<b>16.713</b>	<b>16.713</b>
3	9:03:33.616	56.332	+0.819	22.540	16.914	16.878	5	9:05:27.563	56.145	+0.213	<b>22.434</b>	<b>16.707</b>	17.004
4	9:04:29.594	55.978	+0.465	22.308	16.887	16.783	<b>(626) Andrey STEPANOV</b>						
5	9:05:25.107	<b>55.513</b>	<b>22.186</b>	<b>16.580</b>	<b>16.747</b>	<b>16.747</b>	1	9:01:30.531	1:13.836	+17.895	33.836	20.642	19.358
<b>(644) Sascha-Pio HAIDA</b>							2	9:02:34.479	1:03.948	+8.007	25.166	20.119	18.663
1	9:01:25.535	1:07.826	+12.297	30.119	19.426	18.281	3	9:03:32.136	57.657	+1.716	23.325	17.271	17.061
2	9:02:24.197	58.662	+3.133	23.974	17.505	17.183	4	9:04:28.735	56.599	+0.658	22.796	<b>16.958</b>	16.845
3	9:03:20.626	56.429	+0.900	22.741	16.869	16.819	5	9:05:24.676	<b>55.941</b>	<b>22.297</b>	16.960	<b>16.684</b>	<b>16.684</b>
4	9:04:16.609	55.983	+0.454	22.427	16.738	16.818	<b>(641) Tomas PYTTLIK</b>						
5	9:05:12.138	<b>55.529</b>	<b>22.234</b>	<b>16.593</b>	<b>16.702</b>	<b>16.702</b>	1	9:01:38.956	1:13.131	+17.178	33.660	20.805	18.666
<b>(655) Karel FRANSSSEN</b>							2	9:02:39.087	1:00.131	+4.178	25.036	17.851	17.244
1	9:01:42.110	1:17.121	+21.577	35.994	21.642	19.485	3	9:03:35.768	56.681	+0.728	22.798	16.929	16.954
2	9:02:41.962	59.852	+4.308	24.538	18.011	17.303	4	9:04:32.087	56.319	+0.366	22.676	16.830	16.813
3	9:03:38.899	56.937	+1.393	22.751	17.222	16.964	5	9:05:28.040	<b>55.953</b>	<b>22.408</b>	<b>16.790</b>	<b>16.755</b>	<b>16.755</b>
4	9:04:35.170	56.271	+0.727	22.676	16.770	16.825	<b>(624) Anna-Lisa DREYSPRING</b>						
5	9:05:30.714	<b>55.544</b>	<b>22.172</b>	<b>16.703</b>	<b>16.669</b>	<b>16.669</b>	1	9:01:38.336	1:14.595	+18.593	34.052	20.877	19.666
<b>(656) Julien RENAUDIN</b>							2	9:02:38.206	59.870	+3.868	24.386	17.849	17.635
1	9:01:34.260	1:13.256	+17.687	34.332	20.440	18.484	3	9:03:35.607	57.401	+1.399	23.139	17.083	17.179
2	9:02:34.011	59.751	+4.182	23.701	17.793	18.257	4	9:04:31.917	56.310	+0.308	22.614	16.847	16.849
3	9:03:31.062	57.051	+1.482	22.822	17.120	17.109	5	9:05:27.919	<b>56.002</b>	<b>22.388</b>	<b>16.799</b>	<b>16.815</b>	<b>16.815</b>
4	9:04:26.996	55.934	+0.365	22.466	16.842	<b>16.626</b>	<b>(621) MARTINS STEINERTS</b>						
5	9:05:22.565	<b>55.569</b>	<b>22.164</b>	<b>16.678</b>	<b>16.678</b>	<b>16.727</b>	1	9:01:30.179	1:10.249	+14.006	31.544	20.108	18.597
<b>(652) Damien VUILLAUME</b>							2	9:02:28.725	58.546	+2.303	23.760	17.376	17.410
1	9:01:31.991	1:09.296	+13.699	31.487	19.336	18.473	3	9:03:25.621	56.896	+0.653	22.900	16.922	17.074
							4	9:04:22.112	56.491	+0.248	22.689	16.831	16.971



# Rotax Euro Challenge 2013 Genk / Belgium

Rotax DD2

Genk / Belgium 1,360 Km

Warm up qualified 29-62

2013-03-31 09:00

Practice (5:00 Time) started at 9:00:01

Lap	Time of Day	Lap Tm	Diff	S1 Tm	S2 Tm	S3 Tm	Lap	Time of Day	Lap Tm	Diff	S1 Tm	S2 Tm	S3 Tm
-----	-------------	--------	------	-------	-------	-------	-----	-------------	--------	------	-------	-------	-------

**(676) Luke VAN RENSBURG**

1	9:01:37.954	1:17.697	+21.431	36.350	21.673	19.674
2	9:02:40.050	1:02.096	+5.830	25.931	18.554	17.611
3	9:03:37.268	57.218	+0.952	23.025	17.169	17.024
4	9:04:34.065	56.797	+0.531	22.763	16.979	17.055
5	9:05:30.331	<b>56.266</b>		<b>22.408</b>	<b>16.841</b>	<b>17.017</b>

**(777) Lourens VAN RENSBURG**

1	9:01:41.910	1:22.655	+26.367	40.761	22.403	19.491
2	9:02:41.566	59.656	+3.368	24.543	17.846	17.267
3	9:03:39.449	57.883	+1.595	23.362	17.278	17.243
4	9:04:36.787	57.338	+1.050	22.689	17.307	17.342
5	9:05:33.075	<b>56.288</b>		<b>22.568</b>	<b>16.869</b>	<b>16.851</b>

**(740) Mathias BAUMEISTER**

1	9:01:40.305	1:16.467	+20.125	36.461	21.193	18.813
2	9:02:40.776	1:00.471	+4.129	24.358	18.497	17.616
3	9:03:38.708	57.932	+1.590	23.295	17.301	17.336
4	9:04:36.130	57.422	+1.080	23.304	17.058	17.060
5	9:05:32.472	<b>56.342</b>		<b>22.569</b>	<b>16.881</b>	<b>16.892</b>

**(746) Dennis KROES**

1	9:01:37.007	1:13.652	+16.870	33.908	20.520	19.224
2	9:02:36.407	59.400	+2.618	24.215	17.742	17.443
3	9:03:33.557	57.150	+0.368	22.944	17.138	17.068
4	9:04:30.339	<b>56.782</b>		22.885	16.914	<b>16.983</b>
5	9:05:27.179	56.840	+0.058	<b>22.579</b>	<b>16.829</b>	17.432

**(736) Maxim SHAPOSHNIKOV**

1	9:01:39.376	1:14.804	+17.992	33.993	21.630	19.181
2	9:02:40.227	1:00.851	+4.039	25.153	18.216	17.482
3	9:03:38.220	57.993	+1.181	23.422	17.267	17.304
4	9:04:35.313	57.093	+0.281	22.984	16.954	17.155
5	9:05:32.125	<b>56.812</b>		<b>22.750</b>	<b>16.916</b>	<b>17.146</b>

**(730) Normunds STANEVICS**

1	9:01:32.181	1:13.177	+16.188	32.938	21.151	19.088
2	9:02:33.187	1:01.006	+4.017	24.160	19.238	17.608
3	9:03:30.945	57.758	+0.769	23.021	<b>17.229</b>	17.508
4	9:04:28.404	57.459	+0.470	23.158	17.382	<b>16.919</b>
5	9:05:25.393	<b>56.989</b>		<b>22.480</b>	17.400	17.109

**(748) Mikko LAINE**

1	9:01:32.373	1:12.997	+15.970	33.780	20.553	18.664
2	9:02:33.446	1:01.073	+4.046	24.146	19.141	17.786
3	9:03:31.299	57.853	+0.826	<b>22.973</b>	17.127	17.753
4	9:04:30.416	59.117	+2.090	23.964	17.801	17.352
5	9:05:27.443	<b>57.027</b>		23.202	<b>16.843</b>	<b>16.982</b>

**(735) Chris GROEN**

1	9:01:52.204	1:16.523	+15.434	33.205	23.442	19.876
2	9:02:53.293	<b>1:01.089</b>		24.960	<b>18.311</b>	<b>17.818</b>





# Rotax Euro Challenge 2013 Genk / Belgium

Rotax DD2

Genk / Belgium 1,360 Km

Warm up qualified 1-28

2013-03-31 09:30

Practice (5:00 Time) started at 9:30:01

Pos	No.	Name	Nat.	Chassis	Race Team	Laps	Best Tm	Diff	Gap In Lap	km/h
1	633	Alexis COURSAULT	FRA	Birel	MGT	5	54.183			5 90,360
2	629	Ferenc KANCSAR	HUN	Birel	KMS Europe	5	54.233	0.050	0.050	5 90,277
3	638	Sean BABINGTON	GBR	Alonso	Dan Holland Racing	5	54.243	0.060	0.010	5 90,260
4	603	Xen DE RUWE	BEL	Formula K	FK Racing Team AB Ltd	5	54.340	0.157	0.097	4 90,099
5	627	Shaun SLAVIN	GBR	Intrepid	Intrepid Driver Program	5	54.363	0.180	0.023	5 90,061
6	601	Mathias DETIGE	BEL	MS Kart	Bouvin Power	5	54.372	0.189	0.009	5 90,046
7	622	Andreas BACKMAN	SWE	Tonykart	Strawberry Racing	5	54.437	0.254	0.065	4 89,939
8	609	Haralds GARKAKLIS	LVA	Gillard	MRG Racing	5	54.437	0.254		5 89,939
9	615	Marcel SCHIRMER	DEU	CRG	Kartsport Klimm	5	54.438	0.255	0.001	5 89,937
10	653	Sandro LUKOVIC	AUT	Intrepid	Intrepid Driver Program	5	54.457	0.274	0.019	5 89,906
11	628	Ben COOPER	CAN	Birel	KMS Europe	4	54.502	0.319	0.045	4 89,832
12	606	Lucas ORROCK	GBR	Kosmic	Team Orrok	5	54.527	0.344	0.025	5 89,790
13	654	Martins LAPINS	LVA	Energy	RKV Racing	5	54.664	0.481	0.137	5 89,565
14	616	Antti RAMMO	EST	Tonykart	Aix Racing Team	5	54.715	0.532	0.051	5 89,482
15	608	Kevin LUDI	CHE	Birel	Spirit Racing	5	54.717	0.534	0.002	5 89,479
16	602	MIIKA LAIHO	FIN	Tonykart	MPT Racing	5	54.763	0.580	0.046	5 89,403
17	660	Maxi FLEISCHMANN	DEU	Mach 1	Mach 1	5	54.812	0.629	0.049	5 89,324
18	643	Pascal MARSCHALL	DEU	CRG	TAD Racing	5	54.867	0.684	0.055	5 89,234
19	637	Alexandre FINKELSTEIN	FRA	Tonykart	MD Competition	5	54.876	0.693	0.009	5 89,219
20	634	Christophe RAYMAKERS	BEL	Gillard	DFK	5	54.898	0.715	0.022	4 89,184
21	631	Barrie PULLINGER	GBR	Alonso	Dan Holland Racing	5	54.948	0.765	0.050	4 89,102
22	650	Mario VENDLA	EST	Zanardi	AGS Racing	5	54.948	0.765		5 89,102
23	645	Chris STERKEN	NLD	CRG	CRG Holland	5	54.955	0.772	0.007	5 89,091
24	719	Florent LAMBERT	GBR	Tonykart	Tatum Racing	5	55.070	0.887	0.115	5 88,905
25	642	Niklas OLSEN	DNK	Praga	Josh Hart Racing	5	55.071	0.888	0.001	5 88,903
26	659	Giel BRONDER	NLD	Gillard	PDB Racing	5	55.143	0.960	0.072	5 88,787
27	617	Luka KAMALI	DEU	CRG	TAD Racing	2	57.642	3.459	2.499	2 84,938
28	649	Alexander ZENKIN	RUS	Intrepid	Intrepid Driver Program	1	1:28.295	34.112	30.653	1 55,450



# Rotax Euro Challenge 2013 Genk / Belgium

Rotax DD2 Genk / Belgium 1,360 Km  
 Warm up qualified 1-28 2013-03-31 09:30

Practice (5:00 Time) started at 9:30:01

Lap	Time of Day	Lap Tm	Diff	S1 Tm	S2 Tm	S3 Tm	Lap	Time of Day	Lap Tm	Diff	S1 Tm	S2 Tm	S3 Tm
<b>(633) Alexis COURSAULT</b>													
1	9:31:36.564	1:16.218	+22.035	39.371	18.994	17.853	2	9:32:12.400	56.536	+2.079	22.720	16.977	16.839
2	9:32:32.995	56.431	+2.248	22.803	16.814	16.814	3	9:33:07.623	55.223	+0.766	22.081	16.566	16.576
3	9:33:28.031	55.036	+0.853	21.962	16.502	16.572	4	9:34:02.191	54.568	+0.111	21.782	16.292	16.494
4	9:34:22.533	54.502	+0.319	21.691	16.448	16.363	5	9:34:56.648	<b>54.457</b>		<b>21.766</b>	<b>16.248</b>	<b>16.443</b>
5	9:35:16.716	<b>54.183</b>		<b>21.610</b>	<b>16.214</b>	<b>16.359</b>							
<b>(629) Ferenc KANCSAR</b>													
1	9:31:43.109	1:14.483	+20.250	32.931	23.071	18.481							
2	9:32:38.958	55.849	+1.616	22.633	16.622	16.594							
3	9:33:33.830	54.872	+0.639	21.903	16.488	16.481							
4	9:34:28.523	54.693	+0.460	21.724	16.560	16.409							
5	9:35:22.756	<b>54.233</b>		<b>21.664</b>	<b>16.217</b>	<b>16.352</b>							
<b>(638) Sean BABINGTON</b>													
1	9:31:26.662	1:05.368	+11.125	29.319	18.464	17.585							
2	9:32:22.911	56.249	+2.006	22.828	16.768	16.653							
3	9:33:17.812	54.901	+0.658	22.023	16.416	16.462							
4	9:34:12.531	54.719	+0.476	21.914	16.365	16.440							
5	9:35:06.774	<b>54.243</b>		<b>21.736</b>	<b>16.202</b>	<b>16.305</b>							
<b>(603) Xen DE RUWE</b>													
1	9:31:36.177	1:08.777	+14.437	32.086	19.054	17.637							
2	9:32:32.242	56.065	+1.725	22.582	16.708	16.775							
3	9:33:27.161	54.919	+0.579	22.017	16.411	16.491							
4	9:34:21.501	<b>54.340</b>		<b>21.733</b>	16.277	16.330							
5	9:35:15.851	54.350	+0.010	21.752	<b>16.269</b>	<b>16.329</b>							
<b>(627) Shaun SLAVIN</b>													
1	9:31:19.269	1:06.088	+11.725	30.341	18.406	17.341							
2	9:32:15.102	55.833	+1.470	22.451	16.728	16.654							
3	9:33:09.801	54.699	+0.336	21.891	16.342	16.466							
4	9:34:04.306	54.505	+0.142	21.797	16.315	<b>16.393</b>							
5	9:34:58.669	<b>54.363</b>		<b>21.706</b>	<b>16.209</b>	16.448							
<b>(601) Mathias DETIGE</b>													
1	9:31:21.921	1:04.992	+10.620	28.996	18.602	17.394							
2	9:32:18.784	56.863	+2.491	23.270	16.902	16.691							
3	9:33:13.819	55.035	+0.663	22.121	16.402	16.512							
4	9:34:08.440	54.621	+0.249	21.888	16.345	16.388							
5	9:35:02.812	<b>54.372</b>		<b>21.766</b>	<b>16.232</b>	<b>16.374</b>							
<b>(622) Andreas BACKMAN</b>													
1	9:31:24.809	1:05.620	+11.183	29.515	18.604	17.501							
2	9:32:21.318	56.509	+2.072	23.019	16.893	16.597							
3	9:33:16.229	54.911	+0.474	22.021	16.435	16.455							
4	9:34:10.666	<b>54.437</b>		21.824	16.253	<b>16.360</b>							
5	9:35:05.113	54.447	+0.010	<b>21.820</b>	<b>16.176</b>	16.451							
<b>(609) Haralds GARKAKLIS</b>													
1	9:31:23.467	1:05.982	+11.545	30.380	18.429	17.173							
2	9:32:19.726	56.259	+1.822	22.540	16.931	16.788							
3	9:33:14.692	54.966	+0.529	22.021	16.438	16.507							
4	9:34:09.535	54.843	+0.406	22.121	16.320	<b>16.402</b>							
5	9:35:03.972	<b>54.437</b>		<b>21.774</b>	<b>16.252</b>	16.411							
<b>(615) Marcel SCHIRMER</b>													
1	9:31:32.417	1:08.524	+14.086	29.656	21.392	17.476							
2	9:32:28.743	56.326	+1.888	22.860	16.774	16.692							
3	9:33:23.876	55.133	+0.695	21.932	16.450	16.751							
4	9:34:18.674	54.798	+0.360	21.935	16.355	16.508							
5	9:35:13.112	<b>54.438</b>		<b>21.705</b>	<b>16.276</b>	<b>16.457</b>							
<b>(653) Sandro LUKOVIC</b>													
1	9:31:15.864	1:03.332	+8.875	27.462	18.277	17.593							
<b>(628) Ben COOPER</b>													
1	9:31:36.973	1:11.681	+17.179	31.834	20.600	19.247							
2	9:32:33.252	56.279	+1.777	22.953	16.708	16.618							
3	9:33:28.304	55.052	+0.550	22.157	16.409	16.486							
4	9:34:22.806	<b>54.502</b>		<b>21.818</b>	16.334	<b>16.350</b>							
<b>(606) Lucas ORROCK</b>													
1	9:31:18.030	1:02.070	+7.543	27.433	17.686	16.951							
2	9:32:13.574	55.544	+1.017	22.290	16.649	16.605							
3	9:33:08.293	54.719	+0.192	21.805	16.401	16.513							
4	9:34:02.917	54.624	+0.097	21.814	16.379	<b>16.431</b>							
5	9:34:57.444	<b>54.527</b>		<b>21.733</b>	<b>16.293</b>	16.501							
<b>(654) Martins LAPINS</b>													
1	9:31:21.726	1:05.017	+10.353	29.142	18.297	17.578							
2	9:32:18.368	56.642	+1.978	22.942	16.834	16.866							
3	9:33:13.716	55.348	+0.684	22.200	16.529	16.619							
4	9:34:08.823	55.107	+0.443	22.258	16.364	16.485							
5	9:35:03.487	<b>54.664</b>		<b>21.902</b>	<b>16.320</b>	<b>16.442</b>							
<b>(616) Antti RAMMO</b>													
1	9:31:21.568	1:06.283	+11.568	29.794	18.733	17.756							
2	9:32:20.251	58.683	+3.968	24.043	17.581	17.059							
3	9:33:15.509	55.258	+0.543	22.117	16.621	16.520							
4	9:34:10.299	54.790	+0.075	21.890	16.391	16.509							
5	9:35:05.014	<b>54.715</b>		<b>21.883</b>	<b>16.333</b>	<b>16.499</b>							
<b>(608) Kevin LUDI</b>													
1	9:31:17.079	1:02.761	+8.044	27.930	17.586	17.245							
2	9:32:12.982	55.903	+1.186	22.480	16.678	16.745							
3	9:33:08.081	55.099	+0.382	21.973	16.440	16.686							
4	9:34:03.451	55.370	+0.653	22.417	<b>16.396</b>	16.557							
5	9:34:58.168	<b>54.717</b>		<b>21.803</b>	16.414	<b>16.500</b>							
<b>(602) MIIKA LAIHO</b>													
1	9:31:39.462	1:11.414	+16.651	33.226	19.660	18.528							
2	9:32:37.461	57.999	+3.236	23.763	17.213	17.023							
3	9:33:33.304	55.843	+1.080	22.475	16.530	16.838							
4	9:34:28.978	55.674	+0.911	22.215	16.896	16.563							
5	9:35:23.741	<b>54.763</b>		<b>21.957</b>	<b>16.391</b>	<b>16.415</b>							
<b>(660) Maxi FLEISCHMANN</b>													
1	9:31:26.104	1:07.134	+12.322	30.362	18.697	18.075							
2	9:32:23.097	56.993	+2.181	23.122	16.891	16.980							
3	9:33:18.390	55.293	+0.481	22.242	16.501	16.550							
4	9:34:13.224	54.834	+0.022	<b>21.844</b>	16.510	16.480							
5	9:35:08.036	<b>54.812</b>		21.901	<b>16.495</b>	<b>16.416</b>							
<b>(643) Pascal MARSCHALL</b>													
1	9:31:26.080	1:05.434	+10.567	29.205	18.457	17.772							
2	9:32:22.606	56.526	+1.659	22.885	16.884	16.757							
3	9:33:18.058	55.452	+0.585	22.135	16.517	16.800							
4	9:34:13.522	55.464	+0.597	22.101	16.796	16.567							
5	9:35:08.389	<b>54.867</b>		<b>21.942</b>	<b>16.458</b>	<b>16.467</b>							
<b>(637) Alexandre FINKELSTEIN</b>													
1	9:31:40.073	1:11.683	+16.807	33.442	20.056	18.185							
2	9:32:37.978	57.905	+3.029	23.452	17.195	17.258							
3	9:33:34.267	56.289	+1.413	22.531	16.985	16.773							
4	9:34:29.594	55.327	+0.451	22.144	16.568	16.615							
5	9:35:24.470	<b>54.876</b>		<b>21.999</b>	<b>16.350</b>	<b>16.527</b>							



# Rotax Euro Challenge 2013 Genk / Belgium

Rotax DD2

Genk / Belgium 1,360 Km

Warm up qualified 1-28

2013-03-31 09:30

Practice (5:00 Time) started at 9:30:01

Lap	Time of Day	Lap Tm	Diff	S1 Tm	S2 Tm	S3 Tm	Lap	Time of Day	Lap Tm	Diff	S1 Tm	S2 Tm	S3 Tm
<b>(634) Christophe RAYMAKERS</b>													
1	9:31:19.324	1:03.512	+8.614	27.472	18.350	17.690							
2	9:32:15.842	56.518	+1.620	22.934	16.874	16.710							
3	9:33:11.056	55.214	+0.316	22.137	16.512	16.565							
4	9:34:05.954	<b>54.898</b>		<b>21.986</b>	16.424	<b>16.488</b>							
5	9:35:00.894	54.940	+0.042	22.037	<b>16.386</b>	16.517							
<b>(631) Barrie PULLINGER</b>													
1	9:31:28.137	1:05.695	+10.747	29.269	18.614	17.812							
2	9:32:24.526	56.389	+1.441	22.883	16.634	16.872							
3	9:33:20.238	55.712	+0.764	22.572	16.603	16.537							
4	9:34:15.186	<b>54.948</b>		22.057	16.422	<b>16.469</b>							
5	9:35:10.145	54.959	+0.011	<b>21.939</b>	<b>16.348</b>	16.672							
<b>(650) Mario VENDLA</b>													
1	9:31:29.036	1:10.877	+15.929	33.214	20.176	17.487							
2	9:32:25.436	56.400	+1.452	22.774	16.888	16.738							
3	9:33:20.875	55.439	+0.491	22.295	16.521	16.623							
4	9:34:15.940	55.065	+0.117	22.094	<b>16.403</b>	16.568							
5	9:35:10.888	<b>54.948</b>		<b>22.002</b>	16.424	<b>16.522</b>							
<b>(645) Chris STERKEN</b>													
1	9:31:22.235	1:04.453	+9.498	29.011	18.063	17.379							
2	9:32:19.190	56.955	+2.000	23.243	16.985	16.727							
3	9:33:14.543	55.353	+0.398	22.194	16.523	16.636							
4	9:34:10.054	55.511	+0.556	22.542	16.464	<b>16.505</b>							
5	9:35:05.009	<b>54.955</b>		<b>21.839</b>	<b>16.412</b>	16.704							
<b>(719) Florent LAMBERT</b>													
1	9:31:25.103	1:06.942	+11.872	30.357	18.732	17.853							
2	9:32:21.937	56.834	+1.764	22.957	17.086	16.791							
3	9:33:17.506	55.569	+0.499	22.318	16.604	16.647							
4	9:34:12.775	55.269	+0.199	<b>22.010</b>	16.520	16.739							
5	9:35:07.845	<b>55.070</b>		22.030	<b>16.473</b>	<b>16.567</b>							
<b>(642) Niklas OLSEN</b>													
1	9:31:24.424	1:06.744	+11.673	30.481	18.644	17.619							
2	9:32:21.187	56.763	+1.692	22.925	16.972	16.866							
3	9:33:17.115	55.928	+0.857	22.608	16.611	16.709							
4	9:34:12.282	55.167	+0.096	22.058	16.508	16.601							
5	9:35:07.353	<b>55.071</b>		<b>22.057</b>	<b>16.497</b>	<b>16.517</b>							
<b>(659) Giel BRONDER</b>													
1	9:31:27.195	1:07.028	+11.885	29.716	19.139	18.173							
2	9:32:24.716	57.521	+2.378	23.330	17.013	17.178							
3	9:33:20.753	56.037	+0.894	22.571	16.732	16.734							
4	9:34:16.360	55.607	+0.464	22.485	16.544	16.578							
5	9:35:11.503	<b>55.143</b>		<b>22.125</b>	<b>16.462</b>	<b>16.556</b>							
<b>(617) Luka KAMALI</b>													
1	9:31:28.741	1:06.968	+9.326	30.278	18.873	17.817							
2	9:32:26.383	<b>57.642</b>		23.776	16.960	<b>16.906</b>							
<b>(649) Alexander ZENKIN</b>													
1	9:31:43.070	<b>1:28.295</b>		47.484	21.621	<b>19.190</b>							



# Rotax Euro Challenge 2013 Genk / Belgium

Rotax DD2

Genk / Belgium 1,360 Km

Second Chance Heat **-NEW-**

2013-03-31 10:10

Race (10 Laps) started at 10:14:57

Pos	No.	Name	Nat.	Chassis	Race Team	Laps	Total Tm	Diff	Best Tm	In Lap	km/h	Points
1	604	PATRICK PEARCE	GBR	Tonykart	Tatum Racing	10	9:08.166		54.124	9	90,459	0
2	639	Maxime GRAVOUILLE	FRA	Sodi	Kart Pro Racing	10	9:08.700	0.534	54.039	9	90,601	0
3	656	Julien RENAUDIN	FRA	Sodi	KPR	10	9:14.062	5.896	54.382	5	90,030	0
4	647	Alex BEGGI	ITA	Formula K	FK Racing Team AB Ltd	10	9:14.159	5.993	54.234	7	90,275	0
5	700	Christophe ADAMS	FRA	Formula K	Sporting Formula K France	10	9:14.616	6.450	54.616	7	89,644	0
6	658	Janno THEUSSING	NLD	Gillard	PDB Racing	10	9:17.585	9.419	54.367	6	90,055	0
7	651	Andreas STIEHR	DEU	Intrepid	KSW Racing	10	9:17.728	9.562	54.427	6	89,955	0
8	623	Marcel STEINERT	DEU	Tonykart	KSW Racing	10	9:17.892	9.726	54.431	6	89,949	0
9	644	Sascha-Pio HAIDA	DEU	Birel	Haida Motorsport	10	9:19.848	11.682	54.384	6	90,026	0
10	621	MARTINS STEINERTS	LVA	MS Kart	MS Kart Racing Team	10	9:20.676	12.510	54.932	9	89,128	0
11	748	Mikko LAINE	FIN	Formula K	Mikko Laine	10	9:22.062	13.896	54.591	6	89,685	0
12	725	Igor MUKHIN	RUS	Intrepid	Intrepid Driver Program	10	9:22.267	14.101	54.155	6	90,407	0
13	641	Tomas PYTTLIK	GBR	Alonso		10	9:22.402	14.236	54.556	7	89,743	0
14	732	Marc BERTEAUX	FRA	Birel	MGT	10	9:23.315	15.149	54.421	6	89,965	0
15	676	Luke VAN RENSBURG	ZAF	CRG	CRG Holland	10	9:27.314	19.148	54.281	7	90,197	0
16	718	Tamsin GERMAIN	GBR	Gillard	DG Racing	10	9:28.785	20.619	54.932	6	89,128	0
17	740	Mathias BAUMEISTER	DEU	Tonykart	KSW Racing	10	9:29.459	21.293	55.050	8	88,937	0
18	655	Karel FRANSEN	BEL	Zanardi	Schepers Racing	10	9:30.426	22.260	54.446	9	89,924	0
19	777	Lourens VAN RENSBURG	ZAF	CRG	CRG Holland	10	9:32.088	23.922	55.206	6	88,686	0
20	611	ERWIN MONTFOORT	NLD	Gillard	Montfoort Motorsport	10	9:32.520	24.354	54.362	6	90,063	0
21	736	Maxim SHAPOSHNIKOV	RUS	Kosmic	TBA	10	9:40.264	32.098	55.865	6	87,640	0
22	624	Anna-Lisa DREYSPRING	DEU	CRG	TAD Racing	10	9:58.993	50.827	55.303	8	88,530	0
23	735	Chris GROEN	NLD	Kosmic	Team Kroes	3	3:02.028	7 Laps	56.129	3	87,228	0
24	626	Andrey STEPANOV	RUS	Intrepid	Intrepid Driver Program		1.200	10 Laps		0	-	0
25	746	Dennis KROES	NLD	Tonykart	Team Kroes		1.272	10 Laps		0	-	0
26	730	Normunds STANEVICS	LVA	Gillard	MRG Racing					0	-	0

Not classified

DQ	652	Damien VUILLAUME	FRA	Flandria	Flandria Competition Kart	10	9:09.501	DQ	54.103	7	90,494	0
----	-----	------------------	-----	----------	---------------------------	----	----------	----	--------	---	--------	---

## Announcements

These results are provisional until the conclusion of any judicial and technical matters

No. 725 warning board

Started: 27 Classified: 26 Not classified: 1

No. 652 excluded of second chance heat / reason technical non conformity

No. 655 + 611 time penalty 10 sec. / reason unfair driving

Margin of Victory	Ø km/h	Best Lap Tm	km/h	Best Lap by
0.534	89,316	54.039	90,601	639 - Maxime GRAVOUILLE

Official Timing [www.camp-company.de](http://www.camp-company.de) / [www.motorsport-events.se](http://www.motorsport-events.se)

Orbits

Timekeeping Ingrid and Meik Wagner:

Clerk of the course Nigel Edwards:

[www.mylaps.com](http://www.mylaps.com)

Steward (Chairman) Horst Seidel:

Chief Scrutineer Paul Klaassen:

Licensed to: Motorsport Events

Printed: 2013-03-31 11:08:42

posted at:

h



# Rotax Euro Challenge 2013 Genk / Belgium

Rotax DD2 Genk / Belgium 1,360 Km  
 Second Chance Heat 2013-03-31 10:10  
 Race (10 Laps) started at 10:14:57

Lap	Time of Day	Lap Tm	Diff	S1 Tm	S2 Tm	S3 Tm	Lap	Time of Day	Lap Tm	Diff	S1 Tm	S2 Tm	S3 Tm
<b>(604) PATRICK PEARCE</b>							5	10:19:37.165	54.818	+0.202	<b>21.832</b>	16.410	16.576
1	10:15:54.946	57.713	+3.589	23.877	17.065	16.771	6	10:20:32.458	55.293	+0.677	22.271	16.569	16.453
2	10:16:50.439	55.493	+1.369	22.134	16.628	16.731	7	10:21:27.074	<b>54.616</b>		21.848	<b>16.286</b>	16.482
3	10:17:45.365	54.926	+0.802	21.905	16.440	16.581	8	10:22:22.184	55.110	+0.494	22.412	16.289	<b>16.409</b>
4	10:18:39.911	54.546	+0.422	21.875	16.301	16.370	9	10:23:16.885	54.701	+0.085	21.884	16.341	16.476
5	10:19:34.139	54.228	+0.104	21.654	16.216	16.358	10	10:24:11.849	54.964	+0.348	21.928	16.440	16.596
6	10:20:28.337	54.198	+0.074	21.624	16.239	16.335	<b>(658) Janno THEUSSING</b>						
7	10:21:22.588	54.251	+0.127	21.638	16.257	16.356	1	10:15:57.507	59.428	+5.061	25.376	17.209	16.843
8	10:22:16.775	54.187	+0.063	21.709	<b>16.171</b>	<b>16.307</b>	2	10:16:53.361	55.854	+1.487	22.070	16.724	17.060
9	10:23:10.899	<b>54.124</b>		<b>21.567</b>	16.246	16.311	3	10:17:48.407	55.046	+0.679	22.169	16.382	16.495
10	10:24:05.399	54.500	+0.376	21.752	16.330	16.418	4	10:18:43.748	55.341	+0.974	22.087	16.847	16.407
<b>(639) Maxime GRAVOUILLE</b>							5	10:19:38.994	55.246	+0.879	22.418	16.437	16.391
1	10:15:56.063	58.482	+4.443	24.570	17.017	16.895	6	10:20:33.361	<b>54.367</b>		<b>21.792</b>	<b>16.276</b>	<b>16.299</b>
2	10:16:51.485	55.422	+1.383	22.187	16.607	16.628	7	10:21:28.688	55.327	+0.960	22.485	16.424	16.418
3	10:17:46.345	54.860	+0.821	21.935	16.422	16.503	8	10:22:23.812	55.124	+0.757	22.450	16.290	16.384
4	10:18:40.762	54.417	+0.378	21.759	16.242	16.416	9	10:23:18.665	54.853	+0.486	21.841	16.351	16.661
5	10:19:34.976	54.214	+0.175	21.635	16.201	16.378	10	10:24:14.818	56.153	+1.786	22.166	17.165	16.822
6	10:20:29.208	54.232	+0.193	21.648	16.190	16.394	<b>(651) Andreas STIEHR</b>						
7	10:21:23.299	54.091	+0.052	21.642	<b>16.140</b>	<b>16.309</b>	1	10:15:59.810	1:01.183	+6.756	25.902	17.735	17.546
8	10:22:17.454	54.155	+0.116	<b>21.555</b>	16.235	16.365	2	10:16:55.808	55.998	+1.571	22.484	16.871	16.643
9	10:23:11.493	<b>54.039</b>		21.557	16.156	16.326	3	10:17:50.953	55.145	+0.718	21.961	16.463	16.721
10	10:24:05.933	54.440	+0.401	21.700	16.293	16.447	4	10:18:45.689	54.736	+0.309	21.859	16.341	16.536
<b>(652) Damien VUILLAUME</b>							5	10:19:40.428	54.739	+0.312	22.008	<b>16.281</b>	16.450
1	10:15:56.452	58.620	+4.517	24.885	16.842	16.893	6	10:20:34.855	<b>54.427</b>		<b>21.692</b>	16.297	16.438
2	10:16:51.729	55.277	+1.174	22.120	16.543	16.614	7	10:21:29.438	54.583	+0.156	21.781	16.348	16.454
3	10:17:46.631	54.902	+0.799	22.033	16.348	16.521	8	10:22:24.162	54.724	+0.297	21.923	16.363	16.438
4	10:18:41.079	54.448	+0.345	21.794	16.227	16.427	9	10:23:19.535	55.373	+0.946	22.426	16.525	<b>16.422</b>
5	10:19:35.380	54.301	+0.198	21.688	16.195	16.418	10	10:24:14.961	55.426	+0.999	21.986	16.648	16.792
6	10:20:29.569	54.189	+0.086	21.689	16.128	16.372	<b>(623) Marcel STEINERT</b>						
7	10:21:23.672	<b>54.103</b>		<b>21.615</b>	<b>16.125</b>	16.363	1	10:16:00.812	1:02.446	+8.015	27.222	17.863	17.361
8	10:22:17.883	54.211	+0.108	21.706	16.126	16.379	2	10:16:56.471	55.659	+1.228	22.222	16.677	16.760
9	10:23:12.178	54.295	+0.192	21.764	16.184	<b>16.347</b>	3	10:17:51.444	54.973	+0.542	21.945	16.461	16.567
10	10:24:06.734	54.556	+0.453	21.874	16.246	16.436	4	10:18:45.988	54.544	+0.113	21.899	16.275	16.370
<b>(656) Julien RENAUDIN</b>							5	10:19:40.579	54.591	+0.160	21.958	16.239	16.394
1	10:15:57.023	58.826	+4.444	24.895	16.972	16.959	6	10:20:35.010	<b>54.431</b>		<b>21.816</b>	16.277	<b>16.338</b>
2	10:16:53.157	56.134	+1.752	22.506	16.855	16.773	7	10:21:29.546	54.536	+0.105	21.944	<b>16.162</b>	16.430
3	10:17:48.033	54.876	+0.494	21.961	16.405	16.510	8	10:22:24.342	54.796	+0.365	22.084	16.353	16.359
4	10:18:42.918	54.885	+0.503	21.954	16.517	16.414	9	10:23:19.378	55.036	+0.605	22.152	16.405	16.479
5	10:19:37.300	<b>54.382</b>		21.812	<b>16.202</b>	<b>16.368</b>	10	10:24:15.125	55.747	+1.316	21.908	17.120	16.719
6	10:20:32.087	54.787	+0.405	22.029	16.279	16.479	<b>(644) Sascha-Pio HAIDA</b>						
7	10:21:26.544	54.457	+0.075	<b>21.704</b>	16.296	16.457	1	10:15:56.824	59.133	+4.749	25.274	16.976	16.883
8	10:22:21.071	54.527	+0.145	21.729	16.309	16.489	2	10:16:52.733	55.909	+1.525	22.596	16.748	16.565
9	10:23:15.638	54.567	+0.185	21.746	16.347	16.474	3	10:17:47.752	55.019	+0.635	22.122	16.449	16.448
10	10:24:11.295	55.657	+1.275	22.310	16.592	16.755	4	10:18:43.280	55.528	+1.144	22.166	16.938	16.424
<b>(647) Alex BEGGI</b>							5	10:19:39.177	55.897	+1.513	23.080	16.355	16.462
1	10:15:58.421	1:00.862	+6.628	25.722	17.596	17.544	6	10:20:33.561	<b>54.384</b>		21.754	16.269	16.361
2	10:16:53.830	55.409	+1.175	22.283	16.586	16.540	7	10:21:28.829	55.268	+0.884	22.397	16.486	16.385
3	10:17:48.666	54.836	+0.602	21.961	16.445	16.430	8	10:22:23.562	54.733	+0.349	22.040	16.337	<b>16.356</b>
4	10:18:43.434	54.768	+0.534	21.893	16.502	16.373	9	10:23:18.739	55.177	+0.793	<b>21.647</b>	<b>16.239</b>	17.291
5	10:19:38.619	55.185	+0.951	22.508	<b>16.235</b>	16.442	10	10:24:17.081	58.342	+3.958	22.122	16.900	19.320
6	10:20:32.977	54.358	+0.124	21.706	16.276	16.376	<b>(655) Karel FRANSEN</b>						
7	10:21:27.211	<b>54.234</b>		<b>21.588</b>	16.314	16.332	1	10:16:01.982	1:03.229	+8.783	25.885	17.221	20.123
8	10:22:21.677	54.466	+0.232	21.877	16.265	<b>16.324</b>	2	10:16:58.238	56.256	+1.810	22.802	16.809	16.645
9	10:23:15.929	54.252	+0.018	21.659	16.258	16.335	3	10:17:53.678	55.440	+0.994	21.978	16.575	16.887
10	10:24:11.392	55.463	+1.229	22.009	16.930	16.524	4	10:18:48.341	54.663	+0.217	21.838	16.398	<b>16.427</b>
<b>(700) Christophe ADAMS</b>							5	10:19:44.982	56.641	+2.195	23.692	16.448	16.501
1	10:15:56.655	58.929	+4.313	24.674	17.028	17.227	6	10:20:39.439	54.457	+0.011	<b>21.624</b>	16.368	16.465
2	10:16:52.553	55.898	+1.282	22.503	16.705	16.690	7	10:21:34.000	54.561	+0.115	21.782	16.352	16.427
3	10:17:47.547	54.994	+0.378	21.969	16.476	16.549	8	10:22:28.455	54.455	+0.009	21.763	<b>16.245</b>	16.447
4	10:18:42.347	54.800	+0.184	21.888	16.371	16.541	9	10:23:22.901	<b>54.446</b>		21.704	16.274	16.468
							10	10:24:17.659	54.758	+0.312	21.925	16.326	16.507



# Rotax Euro Challenge 2013 Genk / Belgium

Rotax DD2 Genk / Belgium 1,360 Km  
 Second Chance Heat 2013-03-31 10:10

Race (10 Laps) started at 10:14:57

Lap	Time of Day	Lap Tm	Diff	S1 Tm	S2 Tm	S3 Tm	Lap	Time of Day	Lap Tm	Diff	S1 Tm	S2 Tm	S3 Tm
<b>(621) MARTINS STEINERTS</b>													
1	10:16:00.246	1:01.561	+6.629	26.946	17.400	17.215	5	10:19:47.626	55.043	+0.622	22.256	16.437	<b>16.350</b>
2	10:16:56.724	56.478	+1.546	22.467	16.840	17.171	6	10:20:42.047	<b>54.421</b>		<b>21.644</b>	16.297	16.480
3	10:17:52.339	55.615	+0.683	22.421	16.500	16.694	7	10:21:36.608	54.561	+0.140	21.745	16.394	16.422
4	10:18:47.899	55.560	+0.628	22.497	16.484	16.579	8	10:22:31.068	54.460	+0.039	21.709	<b>16.275</b>	16.476
5	10:19:42.902	55.003	+0.071	22.002	16.400	16.601	9	10:23:25.746	54.678	+0.257	21.718	16.520	16.440
6	10:20:37.919	55.017	+0.085	22.091	16.395	<b>16.531</b>	10	10:24:20.548	54.802	+0.381	21.903	16.396	16.503
7	10:21:32.888	54.969	+0.037	22.037	16.384	16.548	<b>(676) Luke VAN RENSBURG</b>						
8	10:22:27.858	54.970	+0.038	21.988	16.401	16.581	1	10:16:07.495	1:08.727	+14.446	25.767	25.524	17.436
9	10:23:22.790	<b>54.932</b>		16.403	16.601	16.601	2	10:17:04.753	57.258	+2.977	22.610	17.544	17.104
10	10:24:17.909	55.119	+0.187	22.224	<b>16.349</b>	16.546	3	10:17:59.901	55.148	+0.867	22.148	16.544	16.456
<b>(748) Mikko LAINE</b>													
1	10:16:01.218	1:02.279	+7.688	27.181	17.742	17.356	4	10:18:55.382	55.481	+1.200	22.159	16.754	16.568
2	10:16:57.049	55.831	+1.240	22.366	16.707	16.758	5	10:19:50.305	54.923	+0.642	22.185	<b>16.271</b>	16.467
3	10:17:52.496	55.447	+0.856	22.288	16.593	16.566	6	10:20:45.035	54.730	+0.449	21.722	16.581	16.427
4	10:18:48.709	56.213	+1.622	22.791	16.893	16.529	7	10:21:39.316	<b>54.281</b>		<b>21.598</b>	16.317	<b>16.366</b>
5	10:19:45.682	56.973	+2.382	23.651	16.716	16.606	8	10:22:34.803	55.487	+1.206	22.405	16.500	16.582
6	10:20:40.273	<b>54.591</b>		21.821	<b>16.340</b>	<b>16.430</b>	9	10:23:29.831	55.028	+0.747	22.045	16.360	16.623
7	10:21:34.960	54.687	+0.096	21.822	16.372	16.493	10	10:24:24.547	54.716	+0.435	21.795	16.324	16.597
8	10:22:29.740	54.780	+0.189	21.815	16.451	16.514	<b>(718) Tamsin GERMAIN</b>						
9	10:23:24.441	54.701	+0.110	<b>21.813</b>	16.381	16.507	1	10:16:04.584	1:06.269	+11.337	30.718	18.197	17.354
10	10:24:19.295	54.854	+0.263	21.851	16.400	16.603	2	10:17:02.468	57.884	+2.952	23.920	16.987	16.977
<b>(725) Igor MUKHIN</b>													
1	10:16:04.239	1:05.645	+11.490	28.483	19.035	18.127	3	10:17:58.916	55.948	+1.016	22.437	16.633	16.878
2	10:17:01.793	57.554	+3.399	23.078	17.240	17.236	4	10:18:53.904	55.488	+0.556	22.331	16.536	<b>16.621</b>
3	10:17:56.990	55.197	+1.042	22.138	16.517	16.542	5	10:19:49.276	55.372	+0.440	22.194	16.526	16.652
4	10:18:52.366	55.376	+1.221	21.872	16.725	16.779	6	10:20:44.208	<b>54.932</b>		<b>21.872</b>	16.414	16.646
5	10:19:47.250	54.884	+0.729	22.163	16.426	16.295	7	10:21:39.166	54.958	+0.026	21.933	<b>16.404</b>	16.621
6	10:20:41.405	<b>54.155</b>		21.592	16.221	16.342	8	10:22:34.739	55.573	+0.641	22.370	16.530	16.673
7	10:21:36.113	54.708	+0.553	21.634	16.651	16.423	9	10:23:30.566	55.827	+0.895	22.411	16.597	16.819
8	10:22:30.599	54.486	+0.331	21.611	16.207	16.668	10	10:24:26.018	55.452	+0.520	22.064	16.503	16.885
9	10:23:24.875	54.276	+0.121	21.834	<b>16.197</b>	<b>16.245</b>	<b>(740) Mathias BAUMEISTER</b>						
10	10:24:19.500	54.625	+0.470	21.799	16.413	16.413	1	10:16:04.355	1:05.300	+10.250	28.361	18.729	18.210
<b>(641) Tomas PYTTLIK</b>													
1	10:16:01.542	1:02.727	+8.171	27.115	17.856	17.756	2	10:17:02.409	58.054	+3.004	23.674	17.014	17.366
2	10:16:58.118	56.576	+2.020	23.053	16.787	16.736	3	10:17:58.899	56.490	+1.440	22.844	16.782	16.864
3	10:17:53.830	55.712	+1.156	22.002	16.582	17.128	4	10:18:54.299	55.400	+0.350	22.081	16.561	16.758
4	10:18:48.946	55.116	+0.560	22.147	16.387	16.582	5	10:19:49.959	55.660	+0.610	22.401	16.527	16.732
5	10:19:45.829	56.883	+2.327	23.766	16.620	16.497	6	10:20:45.746	55.787	+0.737	<b>21.972</b>	17.010	16.805
6	10:20:40.548	54.719	+0.163	22.028	<b>16.279</b>	<b>16.412</b>	7	10:21:41.011	55.265	+0.215	22.036	16.449	16.780
7	10:21:35.104	<b>54.556</b>		21.785	16.341	16.430	8	10:22:36.061	<b>55.050</b>		21.994	<b>16.426</b>	<b>16.630</b>
8	10:22:29.894	54.790	+0.234	22.049	16.293	16.448	9	10:23:31.366	55.305	+0.255	22.042	16.563	16.700
9	10:23:24.574	54.680	+0.124	21.903	16.291	16.486	10	10:24:26.692	55.326	+0.276	22.078	16.525	16.723
10	10:24:19.635	55.061	+0.505	21.903	16.413	16.745	<b>(777) Lourens VAN RENSBURG</b>						
<b>(611) ERWIN MONTFOORT</b>													
1	10:16:04.168	1:05.974	+11.612	25.531	17.213	23.230	1	10:16:04.814	1:04.647	+9.441	27.651	18.819	18.177
2	10:17:02.047	57.879	+3.517	23.118	17.198	17.563	2	10:17:03.286	58.472	+3.266	23.967	17.572	16.933
3	10:17:57.157	55.110	+0.748	22.166	16.366	16.578	3	10:17:59.498	56.212	+1.006	22.594	16.811	16.807
4	10:18:52.224	55.067	+0.705	21.907	16.330	16.830	4	10:18:55.257	55.759	+0.553	22.387	16.602	16.770
5	10:19:46.899	54.675	+0.313	21.944	16.337	16.394	5	10:19:51.941	56.684	+1.478	23.382	16.569	16.733
6	10:20:41.261	<b>54.362</b>		21.651	16.329	16.382	6	10:20:47.147	<b>55.206</b>		<b>22.016</b>	16.602	<b>16.588</b>
7	10:21:35.761	54.500	+0.138	<b>21.596</b>	16.560	<b>16.344</b>	7	10:21:42.412	55.265	+0.059	22.103	<b>16.502</b>	16.660
8	10:22:30.667	54.906	+0.544	21.637	16.262	17.007	8	10:22:37.902	55.490	+0.284	22.145	16.618	16.727
9	10:23:25.309	54.642	+0.280	22.012	16.266	16.364	9	10:23:33.530	55.628	+0.422	22.266	16.695	16.667
10	10:24:19.753	54.444	+0.082	21.707	<b>16.238</b>	16.499	10	10:24:29.321	55.791	+0.585	22.364	16.687	16.740
<b>(732) Marc BERTEAUX</b>													
1	10:16:04.320	1:05.872	+11.451	25.513	17.272	23.087	<b>(736) Maxim SHAPOSHNIKOV</b>						
2	10:17:02.165	57.845	+3.424	23.151	17.403	17.291	1	10:16:05.026	1:05.902	+10.037	27.764	20.513	17.625
3	10:17:57.684	55.519	+1.098	22.338	16.577	16.604	2	10:17:05.397	1:00.371	+4.506	23.741	18.813	17.817
4	10:18:52.583	54.899	+0.478	21.954	16.437	16.508	3	10:18:02.104	56.707	+0.842	22.891	16.842	16.974
							4	10:18:58.526	56.422	+0.557	22.654	16.810	16.958
							5	10:19:55.253	56.727	+0.862	22.820	16.978	16.929
							6	10:20:51.118	<b>55.865</b>		<b>22.269</b>	<b>16.689</b>	<b>16.907</b>
							7	10:21:47.563	56.445	+0.580	22.609	<b>16.879</b>	16.957
							8	10:22:44.091	56.528	+0.663	22.622	16.899	17.007
							9	10:23:40.422	56.331	+0.466	22.540	16.802	16.989
							10	10:24:37.497	57.075	+1.210	23.036	16.941	17.098



Rotax Euro Challenge 2013 Genk / Belgium

Rotax DD2 Genk / Belgium 1,360 Km  
 Second Chance Heat 2013-03-31 10:10

Race (10 Laps) started at 10:14:57

Lap	Time of Day	Lap Tm	Diff	S1 Tm	S2 Tm	S3 Tm	Lap	Time of Day	Lap Tm	Diff	S1 Tm	S2 Tm	S3 Tm
<b>(624) Anna-Lisa DREYSPRING</b>													
1	10:15:59.879	1:01.296	+5.993	26.694	17.303	17.299							
2	10:16:56.995	57.116	+1.813	22.594	16.857	17.665							
3	10:17:52.835	55.840	+0.537	22.656	16.554	16.630							
4	10:18:48.181	55.346	+0.043	22.285	16.464	<b>16.597</b>							
5	10:20:18.576	1:30.395	+35.092	54.956	18.264	17.175							
6	10:21:14.416	55.840	+0.537	22.334	16.599	16.907							
7	10:22:09.741	55.325	+0.022	22.086	16.426	16.813							
8	10:23:05.044	<b>55.303</b>		22.201	<b>16.390</b>	16.712							
9	10:24:00.413	55.369	+0.066	<b>22.024</b>	16.591	16.754							
10	10:24:56.226	55.813	+0.510	22.154	16.628	17.031							
<b>(735) Chris GROEN</b>													
1	10:16:04.465	1:05.083	+8.954	27.774	19.183	18.126							
2	10:17:03.132	58.667	+2.538	23.932	17.763	16.972							
3	10:17:59.261	<b>56.129</b>		<b>22.584</b>	<b>16.807</b>	<b>16.738</b>							

Timekeeping Ingrid and Meik Wagner: Clerk of the course Nigel Edwards: [www.mylaps.com](http://www.mylaps.com)  
 Steward (Chairman) Horst Seidel: Chief Scrutineer Paul Klaassen: Licensed to: Motorsport Events  
 Printed: 2013-03-31 10:27:04 posted at: h Page 3/3

Rotax Euro Challenge 2013  
 Class: Rotax Max DD2  
 Date/Time: 2013-03-31 11:20

Track: Genk / Belgium  
 Heat: Prefinal  
 Laps: 13

-NEW-

Edition 1

Christophe ADAMS	700	2nd Chance 5	17	Janno THEUSSING	658	2nd Chance 6
Julien RENAUDIN	656	2nd Chance 3	16	Alex BEGGI	647	2nd Chance 4
PATRICK PEARCE	604	2nd Chance 1	15	Maxime GRAVOUILLE	639	2nd Chance 2
Alexis COURSAULT	633	Points 42 Quali Rank 31	14	Luka KAMALI	617	Points 44 Quali Rank 18
Giel BRONDER	659	Points 41 Quali Rank 30	13	Mario VENDLA	650	Points 41 Quali Rank 12
Maxi FLEISCHMANN	660	Points 40 Quali Rank 44	12	Christophe RAYMAKERS	634	Points 41 Quali Rank 21
Martins LAPINS	654	Points 39 Quali Rank 53	11	Alexander ZENKIN	649	Points 40 Quali Rank 26
Niklas OLSEN	642	Points 38 Quali Rank 52	10	Florent LAMBERT	719	Points 39 Quali Rank 22
Pascal MARSCHALL	643	Points 34 Quali Rank 16	9	Marcel SCHIRMER	615	Points 35 Quali Rank 17
Haralds GARKAKLIS	609	Points 30 Quali Rank 24	8	Andreas BACKMAN	622	Points 34 Quali Rank 15
Chris STERKEN	645	Points 24 Quali Rank 19	7	Antti RAMMO	616	Points 29 Quali Rank 11
Alexandre FINKELSTEIN	637	Points 22 Quali Rank 9	6	Ben COOPER	628	Points 22 Quali Rank 45
Kevin LUDI	608	Points 17 Quali Rank 10	5	Ferenc KANCSAR	629	Points 22 Quali Rank 2
Shaun SLAVIN	627	Points 10 Quali Rank 8	4	Barrie PULLINGER	631	Points 12 Quali Rank 7
Sandro LUKOVIC	653	Points 9 Quali Rank 4	3	Lucas ORROCK	606	Points 9 Quali Rank 14
Sean BABINGTON	638	Points 6 Quali Rank 1	2	Mathias DETIGE	601	Points 6 Quali Rank 6
Xen DE RUWE	603	Points 0 Quali Rank 3	1	MIIKA LAIHO	602	Points 4 Quali Rank 5
	1		Row		2	

Pole Position

Clerk of the course Nigel Edwards:  
 Stewards (Chairman) Horst Seidel:

Scrutineer Paul Klaassen:  
 Timekeeping Ingrid/Meik Wagner:





# Rotax Euro Challenge 2013 Genk / Belgium

Rotax DD2

Genk / Belgium 1,360 Km

Pre-Final **-NEW-**

2013-03-31 11:20

Race (13 Laps) started at 11:25:01

Pos	No.	Name	Nat.	Chassis	Race Team	Laps	Total Tm	Diff	Best Tm	In Lap	km/h	Points
1	602	MIIKA LAIHO	FIN	Tonykart	MPT Racing	13	11:50.261		54.100	4	90,499	34
2	603	Xen DE RUWE	BEL	Formula K	FK Racing Team AB Ltd	13	11:50.344	0.083	54.096	5	90,506	33
3	653	Sandro LUKOVIC	AUT	Intrepid	Intrepid Driver Program	13	11:53.286	3.025	54.270	4	90,216	32
4	638	Sean BABINGTON	GBR	Alonso	Dan Holland Racing	13	11:53.536	3.275	54.292	5	90,179	31
5	629	Ferenc KANCSAR	HUN	Birel	KMS Europe	13	11:53.775	3.514	54.059	6	90,568	30
6	601	Mathias DETIGE	BEL	MS Kart	Bouvin Power	13	11:55.920	5.659	54.010	5	90,650	29
7	628	Ben COOPER	CAN	Birel	KMS Europe	13	11:56.096	5.835	54.157	6	90,404	28
8	645	Chris STERKEN	NLD	CRG	CRG Holland	13	11:56.682	6.421	54.253	6	90,244	27
9	631	Barrie PULLINGER	GBR	Alonso	Dan Holland Racing	13	11:57.323	7.062	54.247	7	90,254	26
10	654	Martins LAPINS	LVA	Energy	RKV Racing	13	11:57.971	7.710	54.240	6	90,265	25
11	637	Alexandre FINKELSTEIN	FRA	Tonykart	MD Competition	13	11:58.033	7.772	54.397	6	90,005	24
12	608	Kevin LUDI	CHE	Birel	Spirit Racing	13	11:58.963	8.702	54.763	11	89,403	23
13	622	Andreas BACKMAN	SWE	Tonykart	Strawberry Racing	13	11:59.937	9.676	54.248	6	90,252	22
14	634	Christophe RAYMAKERS	BEL	Gillard	DFK	13	12:00.458	10.197	54.388	7	90,020	21
15	639	Maxime GRAVOUILLE	FRA	Sodi	Kart Pro Racing	13	12:01.010	10.749	54.325	11	90,124	20
16	616	Antti RAMMO	EST	Tonykart	Aix Racing Team	13	12:01.317	11.056	54.470	6	89,884	19
17	617	Luka KAMALI	DEU	CRG	TAD Racing	13	12:02.964	12.703	54.440	6	89,934	18
18	700	Christophe ADAMS	FRA	Formula K	Sporting Formula K France	13	12:03.271	13.010	54.552	9	89,749	17
19	719	Florent LAMBERT	GBR	Tonykart	Tatum Racing	13	12:03.579	13.318	54.436	5	89,940	16
20	615	Marcel SCHIRMER	DEU	CRG	Kartsport Klimm	13	12:03.770	13.509	54.441	7	89,932	15
21	606	Lucas ORROCK	GBR	Kosmic	Team Orrok	13	12:03.843	13.582	54.436	12	89,940	14
22	604	PATRICK PEARCE	GBR	Tonykart	Tatum Racing	13	12:04.884	14.623	54.356	7	90,073	13
23	627	Shaun SLAVIN	GBR	Intrepid	Intrepid Driver Program	13	12:04.903	14.642	54.320	6	90,133	12
24	643	Pascal MARSCHALL	DEU	CRG	TAD Racing	13	12:05.759	15.498	54.424	5	89,960	11
25	656	Julien RENAUDIN	FRA	Sodi	KPR	13	12:06.608	16.347	54.472	6	89,881	10
26	660	Maxi FLEISCHMANN	DEU	Mach 1	Mach 1	13	12:08.376	18.115	54.608	9	89,657	9
27	659	Giel BRONDER	NLD	Gillard	PDB Racing	13	12:08.693	18.432	54.618	6	89,641	8
28	650	Mario VENDLA	EST	Zanardi	AGS Racing	13	12:08.927	18.666	54.692	5	89,519	7
29	609	Haralds GARKAKLIS	LVA	Gillard	MRG Racing	13	12:09.012	18.751	54.375	5	90,041	6
30	642	Niklas OLSEN	DNK	Praga	Josh Hart Racing	13	12:09.750	19.489	54.694	9	89,516	5
31	658	Janno THEUSSING	NLD	Gillard	PDB Racing	13	12:10.234	19.973	54.785	8	89,368	4
32	649	Alexander ZENKIN	RUS	Intrepid	Intrepid Driver Program	13	12:12.280	22.019	54.930	9	89,132	3
33	647	Alex BEGGI	ITA	Formula K	FK Racing Team AB Ltd	13	12:20.934	30.673	54.700	6	89,506	2
34	633	Alexis COURSAULT	FRA	Birel	MGT	8	7:36.269	5 Laps	54.417	8	89,972	1

## Announcements

These results are provisional until the conclusion of any judicial and technical matters

No. 627 + 609 warning board

No. 628 time penalty 3 sec / reason leaving corridor

Started: 34 Classified: 34 Not classified: 0

No. 627 time penalty 10 sec. / reason unfair driving

Margin of Victory	Ø km/h	Best Lap Tm	km/h	Best Lap by
0.083	89,612	54.010	90,650	601 - Mathias DETIGE

Official Timing [www.camp-company.de](http://www.camp-company.de) / [www.motorsport-events.se](http://www.motorsport-events.se)

Orbits

Timekeeping Ingrid and Meik Wagner:

Clerk of the course Nigel Edwards:

[www.mylaps.com](http://www.mylaps.com)

Steward (Chairman) Horst Seidel:

Chief Scrutineer Paul Klaassen:

Licensed to: Motorsport Events

Printed: 2013-03-31 12:21:09

posted at:

h



# Rotax Euro Challenge 2013 Genk / Belgium

Rotax DD2 Genk / Belgium 1,360 Km  
 Pre-Final 2013-03-31 11:20

Race (13 Laps) started at 11:25:01

Lap	Time of Day	Lap Tm	Diff	S1 Tm	S2 Tm	S3 Tm	Lap	Time of Day	Lap Tm	Diff	S1 Tm	S2 Tm	S3 Tm
<b>(602) MIIKA LAIHO</b>							5	11:29:38.935	54.474	+0.415	21.893	16.243	16.338
1	11:25:58.750	57.315	+3.215	23.790	16.818	16.707	6	11:30:32.994	<b>54.059</b>	<b>21.595</b>	<b>16.176</b>	<b>16.288</b>	
2	11:26:54.237	55.487	+1.387	22.287	16.701	16.499	7	11:31:27.389	54.395	+0.336	21.759	16.270	16.366
3	11:27:48.765	54.528	+0.428	21.848	16.325	16.355	8	11:32:21.799	54.410	+0.351	21.806	16.307	16.297
4	11:28:42.865	<b>54.100</b>		21.660	16.177	<b>16.263</b>	9	11:33:16.263	54.464	+0.405	21.779	16.311	16.374
5	11:29:37.072	54.207	+0.107	21.739	16.182	16.286	10	11:34:10.518	54.255	+0.196	21.651	16.255	16.349
6	11:30:31.504	54.432	+0.332	21.872	16.187	16.373	11	11:35:05.281	54.763	+0.704	21.672	16.396	16.695
7	11:31:25.655	54.151	+0.051	21.661	<b>16.144</b>	16.346	12	11:36:00.247	54.966	+0.907	22.267	16.370	16.329
8	11:32:19.778	54.123	+0.023	<b>21.588</b>	16.224	16.311	13	11:36:55.210	54.963	+0.904	22.066	16.548	16.349
9	11:33:13.908	54.130	+0.030	21.635	16.171	16.324	<b>(627) Shaun SLAVIN</b>						
10	11:34:08.166	54.258	+0.158	21.666	16.224	16.368	1	11:25:59.810	57.987	+3.667	24.323	16.793	16.871
11	11:35:02.464	54.298	+0.198	21.703	16.242	16.353	2	11:26:54.862	55.052	+0.732	22.053	16.486	16.513
12	11:35:56.923	54.459	+0.359	21.728	16.243	16.488	3	11:27:49.578	54.716	+0.396	21.918	16.385	16.413
13	11:36:51.696	54.773	+0.673	21.823	16.465	16.485	4	11:28:44.331	54.753	+0.433	22.070	16.311	<b>16.372</b>
<b>(603) Xen DE RUWE</b>							5	11:29:40.204	55.873	+1.553	22.848	16.590	16.435
1	11:25:59.007	57.541	+3.445	24.064	16.889	16.588	6	11:30:34.524	<b>54.320</b>		21.687	<b>16.187</b>	16.446
2	11:26:54.474	55.467	+1.371	22.144	16.861	16.462	7	11:31:28.849	54.325	+0.005	<b>21.658</b>	16.219	16.448
3	11:27:48.932	54.458	+0.362	21.795	16.369	16.294	8	11:32:23.366	54.517	+0.197	21.756	16.282	16.479
4	11:28:43.146	54.214	+0.118	21.672	16.219	16.323	9	11:33:17.754	54.388	+0.068	21.659	16.253	16.476
5	11:29:37.242	<b>54.096</b>		21.579	16.195	16.322	10	11:34:12.304	54.550	+0.230	21.758	16.299	16.493
6	11:30:32.021	54.779	+0.683	22.032	16.280	16.467	11	11:35:06.939	54.635	+0.315	21.829	16.356	16.450
7	11:31:26.218	54.197	+0.101	21.737	<b>16.152</b>	16.308	12	11:36:01.592	54.653	+0.333	21.818	16.323	16.512
8	11:32:20.355	54.137	+0.041	21.561	16.245	16.331	13	11:36:56.338	54.746	+0.426	21.863	16.357	16.526
9	11:33:14.502	54.147	+0.051	21.569	16.220	16.358	<b>(601) Mathias DETIGE</b>						
10	11:34:08.637	54.135	+0.039	21.639	16.230	<b>16.266</b>	1	11:26:02.346	1:00.656	+6.646	26.226	17.562	16.868
11	11:35:02.760	54.123	+0.027	<b>21.552</b>	16.275	16.296	2	11:26:57.445	55.099	+1.089	22.046	16.521	16.532
12	11:35:57.052	54.292	+0.196	21.622	16.310	16.360	3	11:27:53.093	55.648	+1.638	21.996	16.739	16.913
13	11:36:51.779	54.727	+0.631	21.779	16.576	16.372	4	11:28:47.447	54.354	+0.344	21.732	16.281	16.341
<b>(653) Sandro LUKOVIC</b>							5	11:29:41.457	<b>54.010</b>		<b>21.543</b>	<b>16.153</b>	16.314
1	11:25:59.549	57.798	+3.528	23.948	17.041	16.809	6	11:30:35.825	54.368	+0.358	21.843	16.215	<b>16.310</b>
2	11:26:54.674	55.125	+0.855	22.092	16.559	16.474	7	11:31:30.071	54.246	+0.236	21.634	16.226	16.386
3	11:27:49.338	54.664	+0.394	21.954	16.332	16.378	8	11:32:24.369	54.298	+0.288	21.688	16.271	16.339
4	11:28:43.608	<b>54.270</b>		21.781	<b>16.219</b>	<b>16.270</b>	9	11:33:19.604	55.235	+1.225	21.857	16.987	16.391
5	11:29:37.898	54.290	+0.020	21.683	16.227	16.380	10	11:34:14.033	54.429	+0.419	21.801	16.292	16.336
6	11:30:32.256	54.358	+0.088	21.737	16.230	16.391	11	11:35:08.551	54.518	+0.508	21.811	16.349	16.358
7	11:31:26.798	54.542	+0.272	21.930	16.250	16.362	12	11:36:02.976	54.425	+0.415	21.763	16.293	16.369
8	11:32:21.084	54.286	+0.016	<b>21.657</b>	16.286	16.343	13	11:36:57.355	54.379	+0.369	21.758	16.260	16.361
9	11:33:15.402	54.318	+0.048	21.694	16.248	16.376	<b>(628) Ben COOPER</b>						
10	11:34:09.810	54.408	+0.138	21.695	16.305	16.408	1	11:26:00.003	57.788	+3.631	24.007	17.020	16.761
11	11:35:05.025	55.215	+0.945	21.893	16.749	16.573	2	11:26:55.157	55.154	+0.997	22.212	16.492	16.450
12	11:35:59.988	54.963	+0.693	22.182	16.382	16.399	3	11:27:49.713	54.556	+0.399	21.822	16.413	16.321
13	11:36:54.721	54.733	+0.463	22.077	16.324	16.332	4	11:28:44.134	54.421	+0.264	21.789	16.272	16.360
<b>(638) Sean BABINGTON</b>							5	11:29:38.369	54.235	+0.078	21.636	16.233	16.366
1	11:25:58.534	56.981	+2.689	23.475	16.880	16.626	6	11:30:32.526	<b>54.157</b>		21.640	<b>16.212</b>	<b>16.305</b>
2	11:26:53.638	55.104	+0.812	22.108	16.439	16.557	7	11:31:27.145	54.619	+0.462	21.955	16.224	16.440
3	11:27:48.178	54.540	+0.248	21.887	16.221	16.432	8	11:32:21.398	54.253	+0.096	<b>21.627</b>	16.245	16.381
4	11:28:42.683	54.505	+0.213	21.811	16.252	16.442	9	11:33:15.694	54.296	+0.139	21.702	16.244	16.350
5	11:29:36.975	<b>54.292</b>		21.753	<b>16.167</b>	16.372	10	11:34:10.008	54.314	+0.157	21.673	16.222	16.419
6	11:30:32.206	55.231	+0.939	22.191	16.287	16.753	11	11:35:04.933	54.925	+0.768	21.752	16.592	16.581
7	11:31:27.218	55.012	+0.720	22.345	16.314	16.353	12	11:35:59.793	54.860	+0.703	21.993	16.372	16.495
8	11:32:22.008	54.790	+0.498	<b>22.118</b>	16.310	16.362	13	11:36:54.531	54.738	+0.581	21.991	16.338	16.409
9	11:33:16.405	54.397	+0.105	<b>21.718</b>	16.300	16.379	<b>(645) Chris STERKEN</b>						
10	11:34:10.733	54.328	+0.036	21.758	16.248	16.322	1	11:26:01.189	58.981	+4.728	24.771	17.424	16.786
11	11:35:05.183	54.450	+0.158	21.791	16.336	16.323	2	11:26:56.359	55.170	+0.917	22.220	16.475	16.475
12	11:36:00.066	54.883	+0.591	22.188	16.350	16.345	3	11:27:51.409	55.050	+0.797	22.002	16.588	16.460
13	11:36:54.971	54.905	+0.613	22.182	16.415	<b>16.308</b>	4	11:28:46.064	54.655	+0.402	21.912	16.311	16.432
<b>(629) Ferenc KANCSAR</b>							5	11:29:40.702	54.638	+0.385	21.743	16.399	16.496
1	11:26:00.279	58.125	+4.066	24.485	17.053	16.587	6	11:30:34.955	<b>54.253</b>		<b>21.679</b>	<b>16.205</b>	<b>16.369</b>
2	11:26:55.488	55.209	+1.150	22.342	16.420	16.447	7	11:31:29.527	54.572	+0.319	21.750	16.360	16.462
3	11:27:49.979	54.491	+0.432	21.920	16.281	16.290	8	11:32:23.985	54.458	+0.205	21.737	16.340	16.381
4	11:28:44.461	54.482	+0.423	21.733	16.359	16.390	9	11:33:19.209	55.224	+0.971	21.892	16.883	16.449
							10	11:34:13.891	54.682	+0.429	21.830	16.363	16.489



# Rotax Euro Challenge 2013 Genk / Belgium

Rotax DD2 Genk / Belgium 1,360 Km  
 Pre-Final 2013-03-31 11:20

Race (13 Laps) started at 11:25:01

Lap	Time of Day	Lap Tm	Diff	S1 Tm	S2 Tm	S3 Tm	Lap	Time of Day	Lap Tm	Diff	S1 Tm	S2 Tm	S3 Tm
11	11:35:08.857	54.966	+0.713	21.859	16.662	16.445	2	11:27:00.402	55.424	+1.176	22.193	16.689	16.542
12	11:36:03.448	54.591	+0.338	21.887	16.267	16.437	3	11:27:54.964	54.562	+0.314	21.759	16.359	16.444
13	11:36:58.117	54.669	+0.416	21.847	16.314	16.508	4	11:28:50.243	55.279	+1.031	22.351	16.508	16.420
<b>(631) Barrie PULLINGER</b>							5	11:29:44.607	54.364	+0.116	21.711	16.251	16.402
1	11:26:00.809	58.786	+4.539	24.573	17.476	16.737	6	11:30:38.855	<b>54.248</b>		21.687	<b>16.234</b>	<b>16.327</b>
2	11:26:55.813	55.004	+0.757	22.120	16.434	16.450	7	11:31:33.145	54.290	+0.042	<b>21.671</b>	16.263	16.356
3	11:27:52.061	56.248	+2.001	22.566	16.895	16.787	8	11:32:27.801	54.656	+0.408	21.833	16.425	16.398
4	11:28:46.744	54.683	+0.436	21.854	16.445	16.384	9	11:33:22.287	54.486	+0.238	21.783	16.270	16.433
5	11:29:41.076	54.332	+0.085	21.774	16.261	<b>16.297</b>	10	11:34:16.784	54.497	+0.249	21.783	16.297	16.417
6	11:30:35.618	54.542	+0.295	21.913	16.246	16.383	11	11:35:11.461	54.677	+0.429	21.805	16.500	16.372
7	11:31:29.865	<b>54.247</b>		21.724	<b>16.212</b>	16.311	12	11:36:06.622	55.161	+0.913	22.287	16.286	16.588
8	11:32:24.198	54.333	+0.086	<b>21.717</b>	16.262	16.354	13	11:37:01.372	54.750	+0.502	21.923	16.320	16.507
9	11:33:19.897	55.699	+1.452	21.974	17.292	16.433	<b>(634) Christophe RAYMAKERS</b>						
10	11:34:14.424	54.527	+0.280	21.827	16.265	16.435	1	11:26:03.393	1:00.263	+5.875	25.544	17.821	16.898
11	11:35:09.502	55.078	+0.831	21.926	16.739	16.413	2	11:26:58.891	55.498	+1.110	22.424	16.570	16.504
12	11:36:04.121	54.619	+0.372	21.855	16.325	16.439	3	11:27:53.488	54.597	+0.209	21.843	<b>16.250</b>	16.504
13	11:36:58.758	54.637	+0.390	21.922	16.246	16.469	4	11:28:49.174	55.686	+1.298	22.944	16.376	16.366
<b>(634) Christophe RAYMAKERS</b>							5	11:29:43.644	54.470	+0.082	21.751	16.342	16.377
1	11:26:03.151	1:00.185	+5.945	24.928	18.227	17.030	6	11:30:38.180	54.536	+0.148	<b>21.741</b>	16.418	16.377
2	11:26:58.521	55.370	+1.130	22.360	16.540	16.470	7	11:31:32.568	<b>54.388</b>		21.741	16.290	<b>16.357</b>
3	11:27:53.433	54.912	+0.672	21.915	16.283	16.714	8	11:32:27.484	54.916	+0.528	22.044	16.422	16.450
4	11:28:47.977	54.544	+0.304	21.943	16.225	16.376	9	11:33:22.095	54.611	+0.223	21.835	16.315	16.461
5	11:29:42.335	54.358	+0.118	<b>21.718</b>	16.233	16.407	10	11:34:16.615	54.520	+0.132	21.796	16.315	16.409
6	11:30:36.575	<b>54.240</b>		21.734	<b>16.192</b>	<b>16.314</b>	11	11:35:11.379	54.764	+0.376	21.852	16.475	16.437
7	11:31:31.062	54.487	+0.247	21.776	16.323	16.388	12	11:36:06.802	55.423	+1.035	22.182	16.372	16.869
8	11:32:25.637	54.575	+0.335	21.822	16.367	16.386	13	11:37:01.893	55.091	+0.703	22.061	16.461	16.569
9	11:33:20.194	54.557	+0.317	21.794	16.314	16.449	<b>(639) Maxime GRAVOUILLE</b>						
10	11:34:14.647	54.453	+0.213	21.861	16.217	16.375	1	11:26:05.573	1:01.812	+7.487	25.808	18.230	17.774
11	11:35:09.830	55.183	+0.943	22.107	16.671	16.405	2	11:27:01.589	56.016	+1.691	22.730	16.591	16.695
12	11:36:04.656	54.826	+0.586	22.123	16.303	16.400	3	11:27:56.702	55.113	+0.788	22.083	16.416	16.614
13	11:36:59.406	54.750	+0.510	21.946	16.351	16.453	4	11:28:51.677	54.975	+0.650	21.861	16.564	16.550
<b>(637) Alexandre FINKELSTEIN</b>							5	11:29:46.137	54.460	+0.135	21.742	16.238	16.480
1	11:26:01.044	58.906	+4.509	24.743	17.358	16.805	6	11:30:40.643	54.506	+0.181	21.860	<b>16.200</b>	16.446
2	11:26:56.150	55.106	+0.709	22.068	16.540	16.498	7	11:31:35.087	54.444	+0.119	21.796	16.225	16.423
3	11:27:50.820	54.670	+0.273	21.963	16.284	16.423	8	11:32:29.451	54.364	+0.039	<b>21.714</b>	16.300	16.350
4	11:28:45.531	54.711	+0.314	21.795	16.518	16.398	9	11:33:23.839	54.388	+0.063	21.756	16.255	16.377
5	11:29:40.363	54.832	+0.435	<b>21.684</b>	16.694	16.454	10	11:34:18.277	54.438	+0.113	21.775	16.256	16.407
6	11:30:34.760	<b>54.397</b>		21.731	<b>16.260</b>	16.406	11	11:35:12.602	<b>54.325</b>		21.753	16.249	<b>16.323</b>
7	11:31:29.261	54.501	+0.104	21.816	16.270	16.415	12	11:36:07.396	54.794	+0.469	21.819	16.494	16.481
8	11:32:23.831	54.570	+0.173	21.849	16.276	16.445	13	11:37:02.445	55.049	+0.724	21.847	16.728	16.474
9	11:33:19.455	55.624	+1.227	22.108	17.055	16.461	<b>(616) Antti RAMMO</b>						
10	11:34:14.120	54.665	+0.268	21.832	16.306	16.527	1	11:26:01.999	59.596	+5.126	25.126	17.671	16.799
11	11:35:09.727	55.607	+1.210	22.291	16.863	16.453	2	11:26:57.332	55.333	+0.863	22.151	16.638	16.544
12	11:36:04.996	55.269	+0.872	22.505	16.337	16.427	3	11:27:53.394	56.062	+1.592	22.039	16.687	17.336
13	11:36:59.468	54.472	+0.075	21.805	16.327	<b>16.340</b>	4	11:28:48.971	55.577	+1.107	22.873	16.330	<b>16.374</b>
<b>(608) Kevin LUDI</b>							5	11:29:43.445	54.474	+0.004	<b>21.772</b>	16.317	16.385
1	11:25:59.950	57.983	+3.220	23.882	16.959	17.142	6	11:30:37.915	<b>54.470</b>		21.781	16.244	16.445
2	11:26:55.405	55.455	+0.692	22.342	16.602	16.511	7	11:31:32.432	54.517	+0.047	21.859	<b>16.235</b>	16.423
3	11:27:50.654	55.249	+0.486	22.315	16.406	16.528	8	11:32:28.027	55.595	+1.125	22.317	16.567	16.711
4	11:28:45.899	55.245	+0.482	21.862	16.818	16.565	9	11:33:22.701	54.674	+0.204	21.904	16.329	16.441
5	11:29:40.985	55.086	+0.323	<b>21.805</b>	16.445	16.836	10	11:34:17.441	54.740	+0.270	21.981	16.339	16.420
6	11:30:36.341	55.356	+0.593	22.447	16.397	16.512	11	11:35:12.157	54.716	+0.246	21.923	16.363	16.430
7	11:31:31.125	54.784	+0.021	21.846	<b>16.302</b>	16.636	12	11:36:06.919	54.762	+0.292	21.941	16.337	16.484
8	11:32:25.974	54.849	+0.086	21.985	16.368	16.496	13	11:37:02.752	55.833	+1.363	22.085	17.165	16.583
9	11:33:20.738	54.764	+0.001	21.872	16.376	16.516	<b>(617) Luka KAMALI</b>						
10	11:34:15.704	54.966	+0.203	22.001	16.416	16.549	1	11:26:03.896	1:00.349	+5.909	25.311	17.985	17.053
11	11:35:10.467	<b>54.763</b>		21.870	16.403	<b>16.490</b>	2	11:26:59.231	55.335	+0.895	22.268	16.453	16.614
12	11:36:05.490	55.023	+0.260	22.033	16.417	16.573	3	11:27:53.938	54.707	+0.267	21.981	16.277	16.449
13	11:37:00.398	54.908	+0.145	21.969	16.413	16.526	4	11:28:50.600	56.662	+2.222	23.247	16.746	16.669
<b>(622) Andreas BACKMAN</b>							5	11:29:45.133	54.533	+0.093	21.844	16.239	16.450
1	11:26:04.978	1:02.391	+8.143	25.806	18.667	17.918	6	11:30:39.573	<b>54.440</b>		21.800	<b>16.212</b>	16.428
							7	11:31:34.043	54.470	+0.030	<b>21.766</b>	16.281	16.423



# Rotax Euro Challenge 2013 Genk / Belgium

Rotax DD2 Genk / Belgium 1,360 Km  
 Pre-Final 2013-03-31 11:20

Race (13 Laps) started at 11:25:01

Lap	Time of Day	Lap Tm	Diff	S1 Tm	S2 Tm	S3 Tm	Lap	Time of Day	Lap Tm	Diff	S1 Tm	S2 Tm	S3 Tm
8	11:32:28.640	54.597	+0.157	21.767	16.271	16.559	<b>(604) PATRICK PEARCE</b>						
9	11:33:23.199	54.559	+0.119	21.851	16.304	16.404	1	11:26:07.546	1:03.843	+9.487	25.289	18.174	20.380
10	11:34:17.756	54.557	+0.117	21.821	16.323	16.413	2	11:27:05.063	57.517	+3.161	23.783	17.068	16.666
11	11:35:12.339	54.583	+0.143	21.823	16.371	<b>16.389</b>	3	11:27:59.945	54.882	+0.526	21.975	16.439	16.468
12	11:36:08.722	56.383	+1.943	22.027	16.449	17.907	4	11:28:55.220	55.275	+0.919	22.105	16.638	16.532
13	11:37:04.399	55.677	+1.237	22.755	16.418	16.504	5	11:29:49.749	54.529	+0.173	21.724	16.348	16.457
<b>(700) Christophe ADAMS</b>							6	11:30:44.208	54.459	+0.103	21.773	16.306	16.380
1	11:26:05.364	1:00.719	+6.167	24.999	18.080	17.640	7	11:31:38.564	<b>54.356</b>		<b>21.685</b>	16.280	16.391
2	11:27:01.300	55.936	+1.384	22.542	16.660	16.734	8	11:32:33.192	54.628	+0.272	21.857	16.337	16.434
3	11:27:56.501	55.201	+0.649	22.075	16.491	16.632	9	11:33:27.863	54.671	+0.315	21.797	16.368	16.506
4	11:28:51.858	55.357	+0.805	22.011	16.697	16.649	10	11:34:22.676	54.813	+0.457	21.848	<b>16.274</b>	16.691
5	11:29:46.422	54.564	+0.012	21.773	16.348	16.443	11	11:35:17.148	54.472	+0.116	21.809	16.324	<b>16.339</b>
6	11:30:41.052	54.630	+0.078	21.791	<b>16.280</b>	16.559	12	11:36:11.636	54.488	+0.132	21.799	16.284	16.405
7	11:31:35.929	54.877	+0.325	22.029	16.385	16.463	13	11:37:06.319	54.683	+0.327	21.904	16.360	16.419
8	11:32:30.580	54.651	+0.099	21.796	16.386	16.469	<b>(643) Pascal MARSCHALL</b>						
9	11:33:25.132	<b>54.552</b>		<b>21.737</b>	16.375	<b>16.440</b>	1	11:26:08.000	1:05.437	+11.013	30.703	17.356	17.378
10	11:34:19.948	54.816	+0.264	21.944	16.364	16.508	2	11:27:04.145	56.145	+1.721	22.998	16.594	16.553
11	11:35:14.895	54.947	+0.395	21.986	16.407	16.554	3	11:27:58.847	54.702	+0.278	21.773	16.362	16.567
12	11:36:09.700	54.805	+0.253	21.916	16.392	16.497	4	11:28:54.186	55.339	+0.915	22.475	16.312	16.552
13	11:37:04.706	55.006	+0.454	22.026	16.467	16.513	5	11:29:48.610	<b>54.424</b>		21.756	<b>16.262</b>	16.406
<b>(719) Florent LAMBERT</b>							6	11:30:43.110	54.500	+0.076	21.750	16.269	16.481
1	11:26:05.792	1:02.946	+8.510	28.482	17.272	17.192	7	11:31:37.953	54.843	+0.419	22.132	16.336	<b>16.375</b>
2	11:27:02.319	56.527	+2.091	22.873	16.640	17.014	8	11:32:32.655	54.702	+0.278	21.804	16.463	16.435
3	11:27:57.696	55.377	+0.941	22.170	16.661	16.546	9	11:33:27.370	54.715	+0.291	<b>21.709</b>	16.299	16.707
4	11:28:52.417	54.721	+0.285	21.924	16.389	16.408	10	11:34:22.921	55.551	+1.127	21.810	16.401	17.340
5	11:29:46.853	<b>54.436</b>		21.768	16.276	16.392	11	11:35:17.597	54.676	+0.252	21.824	16.378	16.474
6	11:30:41.322	54.469	+0.033	21.802	16.297	16.370	12	11:36:12.369	54.772	+0.348	21.917	16.371	16.484
7	11:31:36.380	55.058	+0.622	22.236	16.365	16.457	13	11:37:07.194	54.825	+0.401	21.952	16.374	16.499
8	11:32:30.906	54.526	+0.090	21.827	16.338	<b>16.361</b>	<b>(656) Julien RENAUDIN</b>						
9	11:33:25.355	54.449	+0.013	<b>21.751</b>	<b>16.255</b>	16.443	1	11:26:05.703	1:01.660	+7.188	25.818	18.096	17.746
10	11:34:20.135	54.780	+0.344	21.861	16.415	16.504	2	11:27:02.095	56.392	+1.920	23.116	16.597	16.679
11	11:35:14.965	54.830	+0.394	22.028	16.336	16.466	3	11:27:57.912	55.817	+1.345	22.311	16.876	16.630
12	11:36:09.794	54.829	+0.393	22.061	16.356	16.412	4	11:28:52.650	54.738	+0.266	21.940	16.396	16.402
13	11:37:05.014	55.220	+0.784	22.052	16.623	16.545	5	11:29:47.303	54.653	+0.181	21.809	16.398	16.446
<b>(615) Marcel SCHIRMER</b>							6	11:30:41.775	<b>54.472</b>		<b>21.717</b>	<b>16.355</b>	<b>16.400</b>
1	11:26:01.667	58.994	+4.553	24.945	17.244	16.805	7	11:31:36.809	55.034	+0.562	22.003	16.559	16.472
2	11:26:56.896	55.229	+0.788	22.167	16.546	16.516	8	11:32:31.859	55.050	+0.578	22.130	16.444	16.471
3	11:27:58.331	1:01.435	+6.994	21.768	16.703	22.964	9	11:33:28.055	56.196	+1.724	21.820	16.504	17.872
4	11:28:53.396	55.065	+0.624	22.279	16.335	16.451	10	11:34:23.474	55.419	+0.947	22.304	16.580	16.535
5	11:29:48.067	54.671	+0.230	21.892	16.363	16.416	11	11:35:18.450	54.976	+0.504	21.888	16.575	16.513
6	11:30:42.650	54.583	+0.142	21.793	<b>16.275</b>	16.515	12	11:36:13.303	54.853	+0.381	21.891	16.398	16.564
7	11:31:37.091	<b>54.441</b>		<b>21.707</b>	<b>16.347</b>	<b>16.387</b>	13	11:37:08.043	54.740	+0.268	21.847	16.387	16.506
8	11:32:31.581	54.490	+0.049	21.749	16.321	16.420	<b>(660) Maxi FLEISCHMANN</b>						
9	11:33:26.170	54.589	+0.148	21.797	16.384	16.408	1	11:26:08.243	1:05.151	+10.543	29.356	18.110	17.685
10	11:34:20.675	54.505	+0.064	21.802	16.287	16.416	2	11:27:04.754	56.511	+1.903	22.803	17.040	16.668
11	11:35:15.196	54.521	+0.080	21.732	16.326	16.463	3	11:27:59.717	54.963	+0.355	21.937	16.437	16.589
12	11:36:10.144	54.948	+0.507	22.059	16.412	16.477	4	11:28:55.024	55.307	+0.699	22.212	16.529	16.566
13	11:37:05.205	55.061	+0.620	21.928	16.567	16.566	5	11:29:49.956	54.932	+0.324	21.781	<b>16.328</b>	16.823
<b>(606) Lucas ORROCK</b>							6	11:30:44.745	54.789	+0.181	21.921	16.366	<b>16.502</b>
1	11:26:07.879	1:05.979	+11.543	32.278	16.879	16.822	7	11:31:39.442	54.697	+0.089	21.740	16.373	16.584
2	11:27:04.329	56.450	+2.014	23.323	16.586	16.541	8	11:32:34.132	54.690	+0.082	21.750	16.375	16.565
3	11:27:59.028	54.699	+0.263	21.765	16.363	16.571	9	11:33:28.740	<b>54.608</b>		<b>21.712</b>	16.349	16.547
4	11:28:53.760	54.732	+0.296	22.029	16.281	16.422	10	11:34:23.928	55.188	+0.580	21.883	16.696	16.609
5	11:29:48.235	54.475	+0.039	21.772	<b>16.258</b>	16.445	11	11:35:19.872	55.944	+1.336	21.851	16.937	17.156
6	11:30:42.867	54.632	+0.196	21.783	16.394	16.455	12	11:36:14.916	55.044	+0.436	22.106	16.424	16.514
7	11:31:37.603	54.736	+0.300	21.802	16.427	16.507	13	11:37:09.811	54.895	+0.287	21.881	16.394	16.620
8	11:32:32.214	54.611	+0.175	21.786	16.325	16.500	<b>(659) Giel BRONDER</b>						
9	11:33:26.883	54.669	+0.233	<b>21.654</b>	16.399	16.616	1	11:26:06.459	1:03.093	+8.475	28.288	17.153	17.652
10	11:34:21.534	54.651	+0.215	21.743	16.472	16.436	2	11:27:02.394	55.935	+1.317	22.670	16.518	16.747
11	11:35:16.053	54.519	+0.083	21.779	16.333	16.407	3	11:27:58.126	55.732	+1.114	22.559	16.524	16.649
12	11:36:10.489	<b>54.436</b>		21.701	16.335	<b>16.400</b>	4	11:28:52.892	54.766	+0.148	21.967	16.349	<b>16.450</b>
13	11:37:05.278	54.789	+0.353	21.833	16.478	16.478							



# Rotax Euro Challenge 2013 Genk / Belgium

Rotax DD2 Genk / Belgium 1,360 Km  
 Pre-Final 2013-03-31 11:20  
 Race (13 Laps) started at 11:25:01

Lap	Time of Day	Lap Tm	Diff	S1 Tm	S2 Tm	S3 Tm	Lap	Time of Day	Lap Tm	Diff	S1 Tm	S2 Tm	S3 Tm
5	11:29:47.544	54.652	+0.034	<b>21.770</b>	16.342	16.540	11	11:35:20.391	57.224	+2.439	22.139	17.523	17.562
6	11:30:42.162	<b>54.618</b>		21.869	<b>16.240</b>	16.509	12	11:36:16.602	56.211	+1.426	22.628	16.524	17.059
7	11:31:37.464	55.302	+0.684	22.075	16.719	16.508	13	11:37:11.669	55.067	+0.282	22.104	16.429	16.534
8	11:32:33.004	55.540	+0.922	22.178	16.855	16.507	<b>(649) Alexander ZENKIN</b>						
9	11:33:28.136	55.132	+0.514	21.874	16.778	16.480	1	11:26:06.714	1:03.741	+8.811	25.654	18.159	19.928
10	11:34:23.704	55.568	+0.950	22.163	16.896	16.509	2	11:27:03.213	56.499	+1.569	22.837	16.866	16.796
11	11:35:19.763	56.059	+1.441	21.951	17.011	17.097	3	11:27:59.547	56.334	+1.404	22.374	16.604	17.356
12	11:36:15.195	55.432	+0.814	22.412	16.426	16.594	4	11:28:55.652	56.105	+1.175	22.200	16.898	17.007
13	11:37:10.128	54.933	+0.315	21.983	16.361	16.589	5	11:29:50.771	55.119	+0.189	21.962	16.561	16.596
<b>(650) Mario VENDLA</b>						6	11:30:45.848	55.077	+0.147	21.970	16.563	16.544	
1	11:26:05.148	1:01.744	+7.052	25.525	17.992	18.227	7	11:31:41.725	55.877	+0.947	<b>21.937</b>	16.834	17.106
2	11:27:01.413	56.265	+1.573	22.986	16.572	16.707	8	11:32:36.800	55.075	+0.145	22.042	<b>16.462</b>	16.571
3	11:27:58.281	56.868	+2.176	23.556	16.714	16.598	9	11:33:31.730	<b>54.930</b>		21.948	16.474	<b>16.508</b>
4	11:28:53.181	54.900	+0.208	22.026	16.413	16.461	10	11:34:27.572	55.842	+0.912	22.234	16.836	16.772
5	11:29:47.873	<b>54.692</b>		21.915	16.336	<b>16.441</b>	11	11:35:22.992	55.420	+0.490	22.123	16.601	16.696
6	11:30:42.708	54.835	+0.143	<b>21.822</b>	<b>16.284</b>	16.729	12	11:36:18.398	55.406	+0.476	22.161	16.614	16.631
7	11:31:38.250	55.542	+0.850	22.428	16.665	16.449	13	11:37:13.715	55.317	+0.387	22.057	16.593	16.667
8	11:32:33.426	55.176	+0.484	21.906	16.514	16.756	<b>(647) Alex BEGGI</b>						
9	11:33:28.304	54.878	+0.186	21.881	16.428	16.569	1	11:26:23.673	1:19.745	+25.045	45.537	17.212	16.996
10	11:34:24.098	55.794	+1.102	22.259	16.960	16.575	2	11:27:19.234	55.561	+0.861	22.283	16.576	16.702
11	11:35:20.185	56.087	+1.395	21.956	16.968	17.163	3	11:28:14.212	54.978	+0.278	21.975	16.410	16.593
12	11:36:15.409	55.224	+0.532	22.241	16.438	16.545	4	11:29:08.989	54.777	+0.077	21.922	16.361	16.494
13	11:37:10.362	54.953	+0.261	21.968	16.447	16.538	5	11:30:03.778	54.789	+0.089	21.957	16.356	<b>16.476</b>
<b>(609) Haralds GARKAKLIS</b>						6	11:30:58.478	<b>54.700</b>		21.870	<b>16.344</b>	16.486	
1	11:26:01.485	59.107	+4.732	24.831	17.482	16.794	7	11:31:53.332	54.854	+0.154	21.915	16.376	16.563
2	11:26:57.158	55.673	+1.298	22.424	16.717	16.532	8	11:32:48.062	54.730	+0.030	<b>21.829</b>	16.383	16.518
3	11:28:01.515	1:04.357	+9.982	22.047	16.454	25.856	9	11:33:42.909	54.847	+0.147	21.863	16.438	16.546
4	11:28:57.319	55.804	+1.429	22.875	16.462	16.467	10	11:34:37.884	54.975	+0.275	22.042	16.432	16.501
5	11:29:51.694	<b>54.375</b>		21.787	<b>16.249</b>	<b>16.339</b>	11	11:35:32.711	54.827	+0.127	21.894	16.421	16.512
6	11:30:46.148	54.454	+0.079	21.795	16.305	16.354	12	11:36:27.499	54.788	+0.088	21.909	16.395	16.484
7	11:31:40.897	54.749	+0.374	21.830	16.466	16.453	13	11:37:22.369	54.870	+0.170	21.971	16.376	16.523
8	11:32:35.340	54.443	+0.068	21.758	16.296	16.389	<b>(633) Alexis COURSAULT</b>						
9	11:33:29.829	54.489	+0.114	<b>21.734</b>	16.307	16.448	1	11:26:04.700	1:01.104	+6.687	25.480	18.170	17.454
10	11:34:24.402	54.573	+0.198	21.792	16.329	16.452	2	11:26:59.964	55.264	+0.847	22.134	16.571	16.559
11	11:35:20.453	56.051	+1.676	21.831	16.902	17.318	3	11:27:54.615	54.651	+0.234	21.793	16.318	16.540
12	11:36:15.618	55.165	+0.790	22.276	16.452	16.437	4	11:28:59.389	1:04.774	+10.357	31.709	16.534	16.531
13	11:37:10.447	54.829	+0.454	21.877	16.453	16.499	5	11:29:54.127	54.738	+0.321	21.802	16.376	16.560
<b>(642) Niklas OLSEN</b>						6	11:30:48.598	54.471	+0.054	21.765	16.273	16.433	
1	11:26:02.994	1:00.315	+5.621	25.444	17.595	17.276	7	11:31:43.287	54.689	+0.272	21.791	16.397	16.501
2	11:26:58.251	55.257	+0.563	22.138	16.539	16.580	8	11:32:37.704	<b>54.417</b>		<b>21.681</b>	16.328	<b>16.408</b>
3	11:27:53.409	55.158	+0.464	21.765	16.406	16.987							
4	11:28:56.699	1:03.290	+8.596	29.877	16.721	16.692							
5	11:29:51.431	54.732	+0.038	21.835	16.410	<b>16.487</b>							
6	11:30:46.263	54.832	+0.138	21.792	<b>16.366</b>	16.674							
7	11:31:41.512	55.249	+0.555	21.895	16.482	16.872							
8	11:32:36.235	54.723	+0.029	21.822	16.373	16.528							
9	11:33:30.929	<b>54.694</b>		<b>21.715</b>	16.433	16.546							
10	11:34:25.753	54.824	+0.130	21.872	16.396	16.556							
11	11:35:20.563	54.810	+0.116	21.843	16.382	16.585							
12	11:36:16.381	55.818	+1.124	22.516	16.578	16.724							
13	11:37:11.185	54.804	+0.110	21.860	16.404	16.540							
<b>(658) Janno THEUSSING</b>													
1	11:26:04.860	1:00.756	+5.971	25.283	18.005	17.468							
2	11:27:00.478	55.618	+0.833	22.208	16.583	16.827							
3	11:27:56.051	55.573	+0.788	22.320	16.395	16.858							
4	11:28:51.147	55.096	+0.311	22.065	16.401	16.630							
5	11:29:45.951	54.804	+0.019	22.014	16.386	16.404							
6	11:30:40.903	54.952	+0.167	<b>21.880</b>	<b>16.251</b>	16.821							
7	11:31:36.569	55.666	+0.881	22.727	16.524	16.415							
8	11:32:31.354	<b>54.785</b>		21.953	16.411	16.421							
9	11:33:26.444	55.090	+0.305	22.230	16.480	<b>16.380</b>							
10	11:34:23.167	56.723	+1.938	22.069	16.992	17.662							

Rotax Euro Challenge 2013  
 Class: Rotax Max DD2  
 Date/Time: 2013-03-31 13:30

Track: Genk / Belgium  
 Heat: Final  
 Laps: 16

Edition 1

Alex BEGGI	647	Laps 13 Tm. 12:20.934	17	Alexis COURSAULT	633	Laps 13 Tm. 7:36.269
	33				34	
Janno THEUSSING	658	Laps 13 Tm. 12:10.234	16	Alexander ZENKIN	649	Laps 13 Tm. 12:12.280
	31				32	
Haralds GARKAKLIS	609	Laps 13 Tm. 12:09.012	15	Niklas OLSEN	642	Laps 13 Tm. 12:09.750
	29				30	
Giel BRONDER	659	Laps 13 Tm. 12:08.693	14	Mario VENDLA	650	Laps 13 Tm. 12:08.927
	27				28	
Julien RENAUDIN	656	Laps 13 Tm. 12:06.608	13	Maxi FLEISCHMANN	660	Laps 13 Tm. 12:08.376
	25				26	
Shaun SLAVIN	627	Laps 13 Tm. 12:04.903	12	Pascal MARSCHALL	643	Laps 13 Tm. 12:05.759
	23				24	
Lucas ORROCK	606	Laps 13 Tm. 12:03.843	11	PATRICK PEARCE	604	Laps 13 Tm. 12:04.884
	21				22	
Florent LAMBERT	719	Laps 13 Tm. 12:03.579	10	Marcel SCHIRMER	615	Laps 13 Tm. 12:03.770
	19				20	
Luka KAMALI	617	Laps 13 Tm. 12:02.964	9	Christophe ADAMS	700	Laps 13 Tm. 12:03.271
	17				18	
Maxime GRAVOUILLE	639	Laps 13 Tm. 12:01.010	8	Antti RAMMO	616	Laps 13 Tm. 12:01.317
	15				16	
Andreas BACKMAN	622	Laps 13 Tm. 11:59.937	7	Christophe RAYMAKERS	634	Laps 13 Tm. 12:00.458
	13				14	
Alexandre FINKELSTEIN	637	Laps 13 Tm. 11:58.033	6	Kevin LUDI	608	Laps 13 Tm. 11:58.963
	11				12	
Barrie PULLINGER	631	Laps 13 Tm. 11:57.323	5	Martins LAPINS	654	Laps 13 Tm. 11:57.971
	9				10	
Ben COOPER	628	Laps 13 Tm. 11:56.096	4	Chris STERKEN	645	Laps 13 Tm. 11:56.682
	7				8	
Ferenc KANCSAR	629	Laps 13 Tm. 11:53.775	3	Mathias DETIGE	601	Laps 13 Tm. 11:55.920
	5				6	
Sandro LUKOVIC	653	Laps 13 Tm. 11:53.286	2	Sean BABINGTON	638	Laps 13 Tm. 11:53.536
	3				4	
MIIKA LAIHO	602	Laps 13 Tm. 11:50.261	1	Xen DE RUWE	603	Laps 13 Tm. 11:50.344
	1		Row		2	

Pole Position

Clerk of the course Nigel Edwards:  
 Stewards (Chairman) Horst Seidel:

Scrutineer Paul Klaassen:  
 Timekeeping Ingrid/Meik Wagner:



# Rotax Euro Challenge 2013 Genk / Belgium

Rotax DD2

Genk / Belgium 1,360 Km

Final

2013-03-31 13:30

Race (16 Laps) started at 13:35:16

Pos	No.	Name	Nat.	Chassis	Race Team	Laps	Total Tm	Diff	Best Tm	In Lap	km/h	Points
1	602	MIIKA LAIHO	FIN	Tonykart	MPT Racing	16	14:35.441		53.973	6	90,712	55
2	629	Ferenc KANCSAR	HUN	Birel	KMS Europe	16	14:35.847	0.406	53.770	9	91,054	52
3	638	Sean BABINGTON	GBR	Alonso	Dan Holland Racing	16	14:36.604	1.163	53.878	9	90,872	50
4	628	Ben COOPER	CAN	Birel	KMS Europe	16	14:38.258	2.817	53.956	10	90,741	49
5	653	Sandro LUKOVIC	AUT	Intrepid	Intrepid Driver Program	16	14:38.376	2.935	54.101	10	90,497	48
6	603	Xen DE RUWE	BEL	Formula K	FK Racing Team AB Ltd	16	14:38.724	3.283	53.961	9	90,732	47
7	637	Alexandre FINKELSTEIN	FRA	Tonykart	MD Competition	16	14:39.327	3.886	54.021	9	90,631	46
8	631	Barrie PULLINGER	GBR	Alonso	Dan Holland Racing	16	14:43.337	7.896	54.194	10	90,342	45
9	608	Kevin LUDI	CHE	Birel	Spirit Racing	16	14:43.433	7.992	54.267	11	90,221	44
10	601	Mathias DETIGE	BEL	MS Kart	Bouvin Power	16	14:44.838	9.397	54.249	9	90,251	43
11	639	Maxime GRAVOUILLE	FRA	Sodi	Kart Pro Racing	16	14:45.999	10.558	54.355	13	90,075	42
12	645	Chris STERKEN	NLD	CRG	CRG Holland	16	14:46.481	11.040	54.268	9	90,219	41
13	615	Marcel SCHIRMER	DEU	CRG	Kartsport Klimm	16	14:46.692	11.251	54.295	8	90,174	40
14	606	Lucas ORROCK	GBR	Kosmic	Team Orrok	16	14:48.047	12.606	54.019	7	90,635	39
15	719	Florent LAMBERT	GBR	Tonykart	Tatum Racing	16	14:49.968	14.527	54.495	9	89,843	38
16	643	Pascal MARSCHALL	DEU	CRG	TAD Racing	16	14:50.219	14.778	54.411	7	89,982	37
17	604	PATRICK PEARCE	GBR	Tonykart	Tatum Racing	16	14:50.501	15.060	54.297	6	90,171	36
18	617	Luka KAMALI	DEU	CRG	TAD Racing	16	14:51.785	16.344	54.337	9	90,104	35
19	609	Haralds GARKAKLIS	LVA	Gillard	MRG Racing	16	14:52.098	16.657	54.186	10	90,355	34
20	656	Julien RENAUDIN	FRA	Sodi	KPR	16	14:52.946	17.505	54.464	6	89,894	33
21	660	Maxi FLEISCHMANN	DEU	Mach 1	Mach 1	16	14:53.615	18.174	54.488	7	89,855	32
22	647	Alex BEGGI	ITA	Formula K	FK Racing Team AB Ltd	16	14:53.821	18.380	54.248	7	90,252	31
23	700	Christophe ADAMS	FRA	Formula K	Sporting Formula K France	16	14:54.264	18.823	54.444	11	89,927	30
24	650	Mario VENDLA	EST	Zanardi	AGS Racing	16	14:55.203	19.762	54.379	7	90,035	29
25	633	Alexis COURSAULT	FRA	Birel	MGT	16	14:55.243	19.802	54.292	9	90,179	28
26	642	Niklas OLSEN	DNK	Praga	Josh Hart Racing	16	14:56.293	20.852	54.626	7	89,628	27
27	658	Janno THEUSSING	NLD	Gillard	PDB Racing	16	14:58.279	22.838	54.762	15	89,405	26
28	659	Giel BRONDER	NLD	Gillard	PDB Racing	16	15:02.833	27.392	54.672	7	89,552	25
29	654	Martins LAPINS	LVA	Energy	RKV Racing	16	15:04.713	29.272	54.422	7	89,964	24
30	649	Alexander ZENKIN	RUS	Intrepid	Intrepid Driver Program	16	15:17.848	42.407	55.457	8	88,285	23
31	622	Andreas BACKMAN	SWE	Tonykart	Strawberry Racing	12	11:08.817	4 Laps	54.279	8	90,201	22
32	627	Shaun SLAVIN	GBR	Intrepid	Intrepid Driver Program	5	4:47.197	11 Laps	54.465	5	89,893	21
33	616	Antti RAMMO	EST	Tonykart	Aix Racing Team	2	1:58.476	14 Laps	55.742	2	87,833	20
34	634	Christophe RAYMAKERS	BEL	Gillard	DFK		1.190	16 Laps		0	-	19

## Announcements

These results are provisional until the conclusion of any judicial and technical matters

No. 645 time penalty 3 sec. / reason leaving corridor

No. 617 warning board

Started: 34 Classified: 34 Not classified: 0

Margin of Victory	Ø km/h	Best Lap Tm	km/h	Best Lap by
0.406	89,482	53.770	91,054	629 - Ferenc KANCSAR

Official Timing [www.camp-company.de](http://www.camp-company.de) / [www.motorsport-events.se](http://www.motorsport-events.se)

Orbits

Timekeeping Ingrid and Meik Wagner:

Clerk of the course Nigel Edwards:

[www.mylaps.com](http://www.mylaps.com)

Steward (Chairman) Horst Seidel:

Chief Scrutineer Paul Klaassen:

Licensed to: Motorsport Events

Printed: 2013-03-31 13:53:26

posted at:

h



# Rotax Euro Challenge 2013 Genk / Belgium

Rotax DD2 Genk / Belgium 1,360 Km  
 Final 2013-03-31 13:30

Race (16 Laps) started at 13:35:16

Lap	Time of Day	Lap Tm	Diff	S1 Tm	S2 Tm	S3 Tm	Lap	Time of Day	Lap Tm	Diff	S1 Tm	S2 Tm	S3 Tm
<b>(602) MIIKA LAIHO</b>							11	13:45:20.976	54.368	+0.412	21.638	16.417	16.313
1	13:36:15.433	58.793	+4.820	24.616	17.141	17.036	12	13:46:15.311	54.335	+0.379	21.710	16.278	16.347
2	13:37:11.539	56.106	+2.133	22.508	16.921	16.921	13	13:47:09.412	54.101	+0.145	21.654	16.146	16.301
3	13:38:07.304	55.765	+1.792	22.758	16.540	16.467	14	13:48:03.714	54.302	+0.346	21.734	16.180	16.388
4	13:39:01.627	54.323	+0.350	21.743	16.252	16.328	15	13:49:00.374	56.660	+2.704	23.643	16.460	16.557
5	13:39:55.723	54.096	+0.123	21.688	16.118	16.290	16	13:49:54.898	54.524	+0.568	21.785	16.285	16.454
6	13:40:49.696	<b>53.973</b>		21.616	16.083	<b>16.274</b>	<b>(653) Sandro LUKOVIC</b>						
7	13:41:43.889	54.193	+0.220	21.794	<b>16.072</b>	16.327	1	13:36:16.341	59.498	+5.397	25.219	17.207	17.072
8	13:42:37.920	54.031	+0.058	<b>21.569</b>	16.097	16.365	2	13:37:12.305	55.964	+1.863	22.595	16.816	16.553
9	13:43:31.932	54.012	+0.039	21.623	16.099	16.290	3	13:38:08.194	55.889	+1.788	22.332	17.008	16.549
10	13:44:26.044	54.112	+0.139	21.630	16.129	16.353	4	13:39:02.671	54.477	+0.376	21.772	16.411	16.294
11	13:45:20.629	54.585	+0.612	21.904	16.312	16.369	5	13:39:56.830	54.159	+0.058	21.676	16.208	16.275
12	13:46:14.885	54.256	+0.283	21.691	16.170	16.395	6	13:40:52.275	55.445	+1.344	22.272	16.724	16.449
13	13:47:09.015	54.130	+0.157	21.617	16.145	16.368	7	13:41:46.463	54.188	+0.087	21.630	16.235	16.323
14	13:48:03.318	54.303	+0.330	21.729	16.166	16.408	8	13:42:40.599	54.136	+0.035	21.589	16.213	16.334
15	13:48:57.739	54.421	+0.448	21.748	16.255	16.418	9	13:43:34.713	54.114	+0.013	21.672	<b>16.175</b>	<b>16.267</b>
16	13:49:52.081	54.342	+0.369	21.696	16.201	16.445	10	13:44:28.814	<b>54.101</b>		<b>21.579</b>	16.214	16.308
<b>(629) Ferenc KANCSAR</b>							11	13:45:23.071	54.257	+0.156	21.712	16.235	16.310
1	13:36:16.080	59.156	+5.386	24.539	17.425	17.192	12	13:46:17.462	54.391	+0.290	21.737	16.273	16.381
2	13:37:11.810	55.730	+1.960	22.332	16.641	16.757	13	13:47:11.708	54.246	+0.145	21.714	16.253	16.279
3	13:38:07.647	55.837	+2.067	22.693	16.823	16.321	14	13:48:06.045	54.337	+0.236	21.729	16.258	16.350
4	13:39:02.031	54.384	+0.614	21.703	16.325	16.356	15	13:49:00.697	54.652	+0.551	21.841	16.414	16.397
5	13:39:56.226	54.195	+0.425	21.687	16.233	16.275	16	13:49:55.016	54.319	+0.218	21.718	16.233	16.368
6	13:40:50.273	54.047	+0.277	21.637	16.147	16.263	<b>(603) Xen DE RUWE</b>						
7	13:41:44.203	53.930	+0.160	21.602	16.111	16.217	1	13:36:15.551	58.716	+4.755	24.556	17.231	16.929
8	13:42:38.250	54.047	+0.277	21.685	<b>16.080</b>	16.282	2	13:37:11.422	55.871	+1.910	22.531	16.710	16.630
9	13:43:32.020	<b>53.770</b>		21.517	16.095	<b>16.158</b>	3	13:38:06.860	55.438	+1.477	22.556	16.462	16.420
10	13:44:26.110	54.090	+0.320	21.747	16.169	16.174	4	13:39:01.242	54.382	+0.421	21.736	16.290	16.356
11	13:45:21.248	55.138	+1.368	21.812	17.063	16.263	5	13:39:55.455	54.213	+0.252	21.663	16.217	16.333
12	13:46:15.505	54.257	+0.487	21.708	16.289	16.260	6	13:40:49.536	54.081	+0.120	21.619	16.145	16.317
13	13:47:09.869	54.364	+0.594	21.805	16.272	16.287	7	13:41:44.095	54.559	+0.598	22.174	<b>16.115</b>	16.270
14	13:48:03.975	54.106	+0.336	21.632	16.206	16.268	8	13:42:38.386	54.291	+0.330	21.601	16.218	16.472
15	13:48:58.361	54.386	+0.616	21.804	16.211	16.371	9	13:43:32.347	<b>53.961</b>		21.596	16.148	<b>16.217</b>
16	13:49:52.487	54.126	+0.356	21.623	16.180	16.323	10	13:44:26.327	53.980	+0.019	<b>21.545</b>	16.168	16.267
<b>(638) Sean BABINGTON</b>							11	13:45:20.783	54.456	+0.495	21.719	16.412	16.325
1	13:36:16.504	59.542	+5.664	25.227	17.128	17.187	12	13:46:15.379	54.596	+0.635	22.029	16.266	16.301
2	13:37:12.029	55.525	+1.647	22.370	16.606	16.549	13	13:47:09.784	54.405	+0.444	21.854	16.239	16.312
3	13:38:08.355	56.326	+2.448	22.454	16.645	16.645	14	13:48:03.897	54.113	+0.152	21.600	16.210	16.303
4	13:39:02.804	54.449	+0.571	21.828	16.301	16.320	15	13:49:01.060	57.163	+3.202	23.916	16.850	16.397
5	13:39:57.000	54.196	+0.318	21.703	16.172	16.321	16	13:49:55.364	54.304	+0.343	21.679	16.272	16.353
6	13:40:51.231	54.231	+0.353	21.762	16.157	16.312	<b>(637) Alexandre FINKELSTEIN</b>						
7	13:41:45.340	54.109	+0.231	21.637	16.120	16.352	1	13:36:16.805	59.411	+5.390	25.191	17.192	17.028
8	13:42:39.294	53.954	+0.076	21.637	<b>16.085</b>	<b>16.232</b>	2	13:37:13.174	56.369	+2.348	22.503	17.136	16.730
9	13:43:33.172	<b>53.878</b>		<b>21.545</b>	16.085	16.248	3	13:38:08.529	55.355	+1.334	22.074	16.870	16.411
10	13:44:27.276	54.104	+0.226	21.709	16.132	16.263	4	13:39:03.096	54.567	+0.546	21.901	16.366	16.300
11	13:45:21.482	54.206	+0.328	21.702	16.186	16.318	5	13:39:57.373	54.277	+0.256	21.694	16.271	16.312
12	13:46:15.678	54.196	+0.318	21.683	16.271	16.242	6	13:40:52.452	55.079	+1.058	21.735	16.655	16.689
13	13:47:10.113	54.435	+0.557	21.789	16.281	16.365	7	13:41:46.805	54.353	+0.332	21.711	16.307	16.335
14	13:48:04.353	54.240	+0.362	21.742	16.173	16.325	8	13:42:40.929	54.124	+0.103	21.639	16.178	16.307
15	13:48:58.682	54.329	+0.451	21.720	16.190	16.419	9	13:43:34.950	<b>54.021</b>		<b>21.610</b>	16.170	<b>16.241</b>
16	13:49:53.244	54.562	+0.684	21.772	16.296	16.494	10	13:44:29.054	54.104	+0.083	21.629	<b>16.144</b>	16.331
<b>(628) Ben COOPER</b>							11	13:45:23.395	54.341	+0.320	21.754	16.276	16.311
1	13:36:16.011	59.007	+5.051	24.715	17.284	17.008	12	13:46:17.680	54.285	+0.264	21.733	16.192	16.360
2	13:37:11.746	55.735	+1.779	22.236	16.653	16.846	13	13:47:12.022	54.342	+0.321	21.762	16.203	16.377
3	13:38:07.483	55.737	+1.781	22.352	16.567	16.818	14	13:48:06.270	54.248	+0.227	21.689	16.187	16.372
4	13:39:01.974	54.491	+0.535	21.767	16.271	16.453	15	13:49:01.397	55.127	+1.106	21.856	16.897	16.374
5	13:39:56.088	54.114	+0.158	21.593	16.202	16.319	16	13:49:55.967	54.570	+0.549	21.820	16.319	16.431
6	13:40:50.543	54.455	+0.499	21.898	16.224	16.333	<b>(631) Barrie PULLINGER</b>						
7	13:41:44.558	54.015	+0.059	21.604	16.135	16.276	1	13:36:16.690	59.598	+5.404	25.376	17.162	17.060
8	13:42:38.619	54.061	+0.105	21.590	<b>16.123</b>	16.348	2	13:37:12.870	56.180	+1.986	22.559	17.060	16.561
9	13:43:32.652	54.033	+0.077	21.639	16.133	<b>16.261</b>	3	13:38:09.247	56.377	+2.183	21.978	17.405	16.994
10	13:44:26.608	<b>53.956</b>		<b>21.521</b>	16.136	16.299	4	13:39:03.952	54.705	+0.511	22.088	16.328	<b>16.289</b>





# Rotax Euro Challenge 2013 Genk / Belgium

Rotax DD2 Genk / Belgium 1,360 Km  
 Final 2013-03-31 13:30

Race (16 Laps) started at 13:35:16

Lap	Time of Day	Lap Tm	Diff	S1 Tm	S2 Tm	S3 Tm	Lap	Time of Day	Lap Tm	Diff	S1 Tm	S2 Tm	S3 Tm
5	13:39:58.667	54.715	+0.521	21.680	16.283	16.752	<b>(645) Chris STERKEN</b>						
6	13:40:54.194	55.527	+1.333	22.043	16.711	16.773	1	13:36:17.774	1:00.413	+6.145	25.949	17.483	16.981
7	13:41:48.936	54.742	+0.548	21.827	16.608	16.307	2	13:37:13.936	56.162	+1.894	22.297	17.077	16.788
8	13:42:43.325	54.389	+0.195	21.783	16.227	16.379	3	13:38:09.716	55.780	+1.512	22.106	16.546	17.128
9	13:43:37.542	54.217	+0.023	<b>21.625</b>	16.196	16.396	4	13:39:04.416	54.700	+0.432	21.939	16.369	16.392
10	13:44:31.736	<b>54.194</b>		21.715	<b>16.095</b>	16.384	5	13:39:58.814	54.398	+0.130	<b>21.653</b>	16.196	16.549
11	13:45:26.098	54.362	+0.168	21.786	16.184	16.392	6	13:40:54.908	56.094	+1.826	22.032	16.809	17.253
12	13:46:20.450	54.352	+0.158	21.776	16.173	16.403	7	13:41:49.269	54.361	+0.093	21.670	16.296	16.395
13	13:47:14.935	54.485	+0.291	21.783	16.213	16.489	8	13:42:44.398	55.129	+0.861	22.204	16.530	16.395
14	13:48:09.347	54.412	+0.218	21.715	16.247	16.450	9	13:43:38.666	<b>54.268</b>		21.697	16.197	16.374
15	13:49:03.929	54.582	+0.388	21.810	16.301	16.471	10	13:44:32.944	54.278	+0.010	21.783	<b>16.124</b>	<b>16.371</b>
16	13:49:59.977	56.048	+1.854	21.943	16.953	17.152	11	13:45:27.298	54.354	+0.086	21.789	16.178	16.387
<b>(608) Kevin LUDI</b>							12	13:46:21.818	54.520	+0.252	21.815	16.288	16.417
1	13:36:17.213	59.668	+5.401	25.348	17.273	17.047	13	13:47:16.226	54.408	+0.140	21.759	16.183	16.466
2	13:37:13.504	56.291	+2.024	22.394	17.152	16.745	14	13:48:10.739	54.513	+0.245	21.851	16.253	16.409
3	13:38:09.411	55.907	+1.640	22.090	16.870	16.947	15	13:49:05.471	54.732	+0.464	21.848	16.386	16.498
4	13:39:04.203	54.792	+0.525	22.004	16.382	16.406	16	13:50:00.121	54.650	+0.382	21.850	16.261	16.539
5	13:39:58.734	54.531	+0.264	21.675	<b>16.161</b>	16.695	<b>(615) Marcel SCHIRMER</b>						
6	13:40:54.274	55.540	+1.273	22.269	16.469	16.802	1	13:36:19.237	1:00.756	+6.461	25.565	17.851	17.340
7	13:41:48.758	54.484	+0.217	21.800	16.269	16.415	2	13:37:14.985	55.748	+1.453	22.153	16.628	16.967
8	13:42:43.450	54.692	+0.425	22.073	16.211	16.408	3	13:38:10.500	55.515	+1.220	22.004	16.758	16.753
9	13:43:37.744	54.294	+0.027	21.675	16.204	16.415	4	13:39:05.924	55.424	+1.129	22.450	16.425	16.549
10	13:44:32.059	54.315	+0.048	<b>21.671</b>	16.250	16.394	5	13:40:00.342	54.418	+0.123	<b>21.658</b>	16.312	16.448
11	13:45:26.326	<b>54.267</b>		21.683	16.203	<b>16.381</b>	6	13:40:55.525	55.183	+0.888	21.749	16.473	16.961
12	13:46:20.666	54.340	+0.073	21.726	16.221	16.393	7	13:41:50.738	55.213	+0.918	22.035	16.514	16.664
13	13:47:15.112	54.446	+0.179	21.752	16.209	16.485	8	13:42:45.033	<b>54.295</b>		21.715	<b>16.245</b>	<b>16.335</b>
14	13:48:09.609	54.497	+0.230	21.773	16.270	16.454	9	13:43:39.702	54.669	+0.374	21.687	16.508	16.474
15	13:49:04.101	54.492	+0.225	21.733	16.316	16.443	10	13:44:35.563	55.861	+1.566	23.049	16.293	16.519
16	13:50:00.073	55.972	+1.705	21.858	16.929	17.185	11	13:45:30.811	55.248	+0.953	22.497	16.368	16.383
<b>(601) Mathias DETIGE</b>							12	13:46:25.248	54.437	+0.142	21.786	16.245	16.406
1	13:36:17.117	1:00.077	+5.828	25.724	17.301	17.052	13	13:47:19.689	54.441	+0.146	21.669	16.280	16.492
2	13:37:13.372	56.255	+2.006	22.397	17.143	16.715	14	13:48:14.140	54.451	+0.156	21.727	16.289	16.435
3	13:38:09.186	55.814	+1.565	22.074	16.876	16.864	15	13:49:08.703	54.563	+0.268	21.769	16.321	16.473
4	13:39:03.776	54.590	+0.341	21.849	16.320	16.421	16	13:50:03.332	54.629	+0.334	21.805	16.337	16.487
5	13:39:58.587	54.811	+0.562	<b>21.644</b>	16.339	16.828	<b>(606) Lucas ORROCK</b>						
6	13:40:55.370	56.783	+2.534	22.379	16.650	17.754	1	13:36:22.004	1:03.599	+9.580	29.434	17.379	16.786
7	13:41:50.408	55.038	+0.789	21.910	16.579	16.549	2	13:37:17.476	55.472	+1.453	22.337	16.538	16.597
8	13:42:44.852	54.444	+0.195	21.799	16.244	16.401	3	13:38:16.837	59.361	+5.342	21.906	20.775	16.680
9	13:43:39.101	<b>54.249</b>		21.669	<b>16.199</b>	<b>16.381</b>	4	13:39:12.038	55.201	+1.182	21.946	16.439	16.816
10	13:44:33.647	54.546	+0.297	21.731	16.283	16.532	5	13:40:06.507	54.469	+0.450	21.803	16.228	16.438
11	13:45:28.000	54.353	+0.104	21.726	16.209	16.418	6	13:41:00.617	54.110	+0.091	21.558	16.177	16.375
12	13:46:22.390	54.390	+0.141	21.730	16.234	16.426	7	13:41:54.636	<b>54.019</b>		<b>21.495</b>	16.206	16.318
13	13:47:17.005	54.615	+0.366	21.811	16.302	16.502	8	13:42:48.882	54.246	+0.227	21.644	<b>16.173</b>	16.429
14	13:48:11.666	54.661	+0.412	21.812	16.319	16.530	9	13:43:42.957	54.075	+0.056	21.523	16.236	<b>16.316</b>
15	13:49:06.435	54.769	+0.520	21.882	16.374	16.513	10	13:44:37.149	54.192	+0.173	21.539	16.304	16.349
16	13:50:01.478	55.043	+0.794	21.939	16.406	16.698	11	13:45:31.485	54.336	+0.317	21.673	16.260	16.403
<b>(639) Maxime GRAVOUILLE</b>							12	13:46:26.707	55.222	+1.203	21.878	16.211	17.133
1	13:36:18.424	1:00.575	+6.220	25.880	17.674	17.021	13	13:47:21.389	54.682	+0.663	21.975	16.278	16.429
2	13:37:14.781	56.357	+2.002	22.428	16.775	17.154	14	13:48:15.900	54.511	+0.492	21.637	16.239	16.635
3	13:38:10.338	55.557	+1.202	22.063	16.722	16.772	15	13:49:10.252	54.352	+0.333	21.721	16.244	16.387
4	13:39:06.195	55.857	+1.502	22.502	16.450	16.905	16	13:50:04.687	54.435	+0.416	21.628	16.280	16.527
5	13:40:00.693	54.498	+0.143	21.853	16.300	16.345	<b>(719) Florent LAMBERT</b>						
6	13:40:55.777	55.084	+0.729	21.845	16.411	16.828	1	13:36:18.295	1:00.217	+5.722	25.406	17.731	17.080
7	13:41:51.088	55.311	+0.956	21.985	16.438	16.888	2	13:37:14.339	56.044	+1.549	22.344	16.896	16.804
8	13:42:45.530	54.442	+0.087	21.836	16.278	<b>16.328</b>	3	13:38:10.034	55.695	+1.200	22.044	16.716	16.935
9	13:43:39.988	54.458	+0.103	21.808	16.312	16.338	4	13:39:05.134	55.100	+0.605	22.188	16.459	16.453
10	13:44:35.352	55.364	+1.009	22.552	16.298	16.514	5	13:40:00.165	55.031	+0.536	22.083	16.433	16.515
11	13:45:30.082	54.730	+0.375	21.996	16.320	16.414	6	13:40:55.835	55.670	+1.175	21.728	16.862	17.080
12	13:46:24.456	54.374	+0.019	21.749	16.241	16.384	7	13:41:51.280	55.445	+0.950	22.094	16.416	16.935
13	13:47:18.811	<b>54.355</b>		<b>21.727</b>	<b>16.232</b>	16.396	8	13:42:46.100	54.820	+0.325	21.930	16.442	<b>16.448</b>
14	13:48:13.329	54.518	+0.163	21.784	16.295	16.439	9	13:43:40.595	<b>54.495</b>		<b>21.680</b>	<b>16.338</b>	16.477
15	13:49:07.932	54.603	+0.248	21.823	16.356	16.424	10	13:44:36.101	55.506	+1.011	22.362	16.491	16.653
16	13:50:02.639	54.707	+0.352	21.834	16.339	16.534							



# Rotax Euro Challenge 2013 Genk / Belgium

Rotax DD2 Genk / Belgium 1,360 Km  
 Final 2013-03-31 13:30

Race (16 Laps) started at 13:35:16

Lap	Time of Day	Lap Tm	Diff	S1 Tm	S2 Tm	S3 Tm	Lap	Time of Day	Lap Tm	Diff	S1 Tm	S2 Tm	S3 Tm
11	13:45:31.323	55.222	+0.727	22.183	16.532	16.507	5	13:40:08.345	54.592	+0.406	21.661	16.593	16.338
12	13:46:27.229	55.906	+1.411	22.472	16.404	17.030	6	13:41:02.822	54.477	+0.291	<b>21.593</b>	16.509	16.375
13	13:47:22.298	55.069	+0.574	22.117	16.444	16.508	7	13:41:57.448	54.626	+0.440	21.620	16.273	16.733
14	13:48:17.031	54.733	+0.238	21.829	16.386	16.518	8	13:42:52.192	54.744	+0.558	21.852	16.501	16.391
15	13:49:11.774	54.743	+0.248	21.890	16.348	16.505	9	13:43:46.933	54.741	+0.555	22.199	16.210	<b>16.332</b>
16	13:50:06.608	54.834	+0.339	21.882	16.378	16.574	10	13:44:41.119	<b>54.186</b>		21.701	<b>16.148</b>	16.337
<b>(643) Pascal MARSCHALL</b>							11	13:45:35.455	54.336	+0.150	21.691	16.232	16.413
1	13:36:21.863	1:03.181	+8.770	28.818	17.482	16.881	12	13:46:30.167	54.712	+0.526	21.737	16.231	16.744
2	13:37:17.354	55.491	+1.080	22.324	16.565	16.602	13	13:47:24.795	54.628	+0.442	21.747	16.396	16.485
3	13:38:15.230	57.876	+3.465	22.284	18.768	16.824	14	13:48:19.404	54.609	+0.423	21.857	16.296	16.456
4	13:39:10.212	54.982	+0.571	22.070	16.410	16.502	15	13:49:13.988	54.584	+0.398	21.799	16.303	16.482
5	13:40:04.811	54.599	+0.188	21.803	16.307	16.489	16	13:50:08.738	54.750	+0.564	22.012	16.312	16.426
6	13:40:59.277	54.466	+0.055	21.713	<b>16.212</b>	16.541	<b>(656) Julien RENAUDIN</b>						
7	13:41:53.688	<b>54.411</b>		21.715	16.258	<b>16.438</b>	1	13:36:23.589	1:04.713	+10.249	29.206	18.226	17.281
8	13:42:48.164	54.476	+0.065	21.710	16.321	16.445	2	13:37:19.102	55.513	+1.049	22.320	16.606	16.587
9	13:43:42.627	54.463	+0.052	21.755	16.269	16.439	3	13:38:16.427	57.325	+2.861	22.051	18.626	16.648
10	13:44:37.321	54.694	+0.283	<b>21.684</b>	16.284	16.726	4	13:39:11.855	55.428	+0.964	22.117	16.624	16.687
11	13:45:31.986	54.665	+0.254	21.829	16.297	16.539	5	13:40:06.807	54.952	+0.488	22.125	16.377	16.450
12	13:46:27.717	55.731	+1.320	22.217	16.514	17.000	6	13:41:01.271	<b>54.464</b>		21.781	<b>16.279</b>	16.404
13	13:47:22.872	55.155	+0.744	22.307	16.372	16.476	7	13:41:56.438	55.167	+0.703	22.399	16.316	16.452
14	13:48:17.547	54.675	+0.264	21.828	16.341	16.506	8	13:42:51.042	54.604	+0.140	21.861	16.346	<b>16.397</b>
15	13:49:12.118	54.571	+0.160	21.808	16.303	16.460	9	13:43:45.553	54.511	+0.047	<b>21.775</b>	16.284	16.452
16	13:50:06.859	54.741	+0.330	21.828	16.323	16.590	10	13:44:40.240	54.687	+0.223	21.892	16.306	16.489
<b>(604) PATRICK PEARCE</b>							11	13:45:34.907	54.667	+0.203	21.850	16.291	16.526
1	13:36:24.887	1:06.375	+12.078	29.652	19.591	17.132	12	13:46:29.873	54.966	+0.502	21.881	16.372	16.713
2	13:37:21.167	56.280	+1.983	22.545	16.950	16.785	13	13:47:25.084	55.211	+0.747	21.898	16.692	16.621
3	13:38:17.649	56.482	+2.185	22.324	17.280	16.878	14	13:48:19.871	54.787	+0.323	21.879	16.463	16.445
4	13:39:12.572	54.923	+0.626	21.974	16.380	16.569	15	13:49:14.741	54.870	+0.406	21.986	16.365	16.519
5	13:40:07.203	54.631	+0.334	21.964	16.270	16.397	16	13:50:09.586	54.845	+0.381	21.915	16.389	16.541
6	13:41:01.500	<b>54.297</b>		<b>21.681</b>	<b>16.213</b>	16.403	<b>(660) Maxi FLEISCHMANN</b>						
7	13:41:56.084	54.584	+0.287	21.953	16.280	<b>16.351</b>	1	13:36:23.859	1:05.144	+10.656	29.702	18.118	17.324
8	13:42:50.482	54.398	+0.101	21.763	16.260	16.373	2	13:37:20.566	56.707	+2.219	22.958	16.934	16.815
9	13:43:44.808	54.326	+0.029	21.724	16.236	16.366	3	13:38:16.612	56.046	+1.558	22.133	17.289	16.624
10	13:44:39.189	54.381	+0.084	21.756	16.230	16.395	4	13:39:12.495	55.883	+1.395	22.311	16.639	16.933
11	13:45:33.651	54.462	+0.165	21.802	16.253	16.407	5	13:40:07.625	55.130	+0.642	22.293	16.370	16.467
12	13:46:28.687	55.036	+0.739	21.801	16.411	16.824	6	13:41:02.173	54.548	+0.060	21.777	<b>16.304</b>	16.467
13	13:47:23.377	54.690	+0.393	21.951	16.311	16.428	7	13:41:56.661	<b>54.488</b>		<b>21.660</b>	16.403	<b>16.425</b>
14	13:48:18.066	54.689	+0.392	21.982	16.309	16.398	8	13:42:51.363	54.702	+0.214	21.829	16.376	16.497
15	13:49:12.614	54.548	+0.251	21.830	16.326	16.392	9	13:43:46.044	54.681	+0.193	21.864	16.341	16.476
16	13:50:07.141	54.527	+0.230	21.820	16.262	16.445	10	13:44:40.669	54.625	+0.137	21.808	16.356	16.461
<b>(617) Luka KAMALI</b>							11	13:45:35.869	55.200	+0.712	21.819	16.418	16.963
1	13:36:19.892	1:01.893	+7.556	27.586	17.272	17.035	12	13:46:30.870	55.001	+0.513	21.819	16.357	16.825
2	13:37:15.368	55.476	+1.139	22.185	16.554	16.737	13	13:47:25.763	54.893	+0.405	21.930	16.402	16.561
3	13:38:16.208	1:00.840	+6.503	22.025	22.202	16.613	14	13:48:20.675	54.912	+0.424	21.884	16.425	16.603
4	13:39:11.080	54.872	+0.535	22.099	16.311	16.462	15	13:49:15.393	54.718	+0.230	21.839	16.354	16.525
5	13:40:05.656	54.576	+0.239	21.922	16.243	16.411	16	13:50:10.255	54.862	+0.374	21.901	16.367	16.594
6	13:41:00.056	54.400	+0.063	21.748	16.195	16.457	<b>(647) Alex BEGGI</b>						
7	13:41:54.486	54.430	+0.093	21.832	16.237	<b>16.361</b>	1	13:36:23.963	1:03.938	+9.690	28.279	18.625	17.034
8	13:42:49.337	54.851	+0.514	22.116	16.295	16.440	2	13:37:21.429	57.466	+3.218	23.306	17.044	17.116
9	13:43:43.674	<b>54.337</b>		<b>21.716</b>	16.236	16.385	3	13:38:17.884	56.455	+2.207	22.176	17.342	16.937
10	13:44:38.333	54.659	+0.322	21.793	16.430	16.436	4	13:39:13.321	55.437	+1.189	22.711	16.340	16.386
11	13:45:32.919	54.586	+0.249	21.942	<b>16.193</b>	16.451	5	13:40:09.182	55.861	+1.613	21.886	17.208	16.767
12	13:46:28.356	55.437	+1.100	21.919	16.403	17.115	6	13:41:03.662	54.480	+0.232	21.739	16.370	16.371
13	13:47:23.142	54.786	+0.449	21.998	16.345	16.443	7	13:41:57.910	<b>54.248</b>		<b>21.663</b>	16.242	<b>16.343</b>
14	13:48:19.079	55.937	+1.600	23.174	16.333	16.430	8	13:42:52.437	54.527	+0.279	21.769	16.335	16.423
15	13:49:13.672	54.593	+0.256	21.880	16.276	16.437	9	13:43:48.168	55.731	+1.483	22.560	16.754	16.417
16	13:50:08.425	54.753	+0.416	22.083	16.234	16.436	10	13:44:43.000	54.832	+0.584	22.097	16.370	16.365
<b>(609) Haralds GARKAKLIS</b>							11	13:45:37.351	54.351	+0.103	21.727	<b>16.210</b>	16.414
1	13:36:23.534	1:04.313	+10.127	28.923	18.012	17.378	12	13:46:31.925	54.574	+0.326	21.741	16.259	16.574
2	13:37:19.281	55.747	+1.561	22.563	16.635	16.549	13	13:47:26.580	54.655	+0.407	21.945	16.228	16.482
3	13:38:17.831	58.550	+4.364	22.020	19.361	17.169	14	13:48:21.257	54.677	+0.429	21.870	16.376	16.431
4	13:39:13.753	55.922	+1.736	23.077	16.471	16.374	15	13:49:15.819	54.562	+0.314	21.839	16.322	16.401
							16	13:50:10.461	54.642	+0.394	21.854	16.366	16.422



# Rotax Euro Challenge 2013 Genk / Belgium

Rotax DD2 Genk / Belgium 1,360 Km  
 Final 2013-03-31 13:30

Race (16 Laps) started at 13:35:16

Lap	Time of Day	Lap Tm	Diff	S1 Tm	S2 Tm	S3 Tm	Lap	Time of Day	Lap Tm	Diff	S1 Tm	S2 Tm	S3 Tm
<b>(700) Christophe ADAMS</b>							11	13:45:39.066	54.725	+0.099	21.831	16.375	16.519
1	13:36:21.479	1:03.264	+8.820	28.336	17.730	17.198	12	13:46:33.831	54.765	+0.139	21.793	16.418	16.554
2	13:37:18.350	56.871	+2.427	23.291	16.951	16.629	13	13:47:28.609	54.778	+0.152	21.890	16.332	16.556
3	13:38:16.086	57.736	+3.292	22.377	18.648	16.711	14	13:48:23.311	54.702	+0.076	<b>21.772</b>	16.427	16.503
4	13:39:12.783	56.697	+2.253	22.295	16.696	17.706	15	13:49:18.104	54.793	+0.167	21.898	16.388	16.507
5	13:40:07.935	55.152	+0.708	22.280	16.400	16.472	16	13:50:12.933	54.829	+0.203	21.833	16.405	16.591
6	13:41:02.399	54.464	+0.020	21.706	16.369	16.389	<b>(658) Janno THEUSSING</b>						
7	13:41:57.245	54.846	+0.402	21.745	16.668	16.433	1	13:36:24.248	1:04.584	+9.822	28.670	18.768	17.146
8	13:42:52.298	55.053	+0.609	22.038	16.414	16.601	2	13:37:21.778	57.530	+2.768	23.248	17.085	17.197
9	13:43:48.027	55.729	+1.285	22.670	16.594	16.465	3	13:38:19.370	57.592	+2.830	22.986	17.647	16.959
10	13:44:43.500	55.473	+1.029	22.717	16.328	16.428	4	13:39:16.206	56.836	+2.074	22.740	17.286	16.810
11	13:45:37.944	<b>54.444</b>		21.820	<b>16.239</b>	16.385	5	13:40:11.282	55.076	+0.314	22.132	16.405	16.539
12	13:46:32.572	54.628	+0.184	21.876	16.370	<b>16.382</b>	6	13:41:06.192	54.910	+0.148	21.976	16.470	16.464
13	13:47:27.167	54.595	+0.151	21.769	16.372	16.454	7	13:42:01.053	54.861	+0.099	22.014	16.369	16.478
14	13:48:21.759	54.592	+0.148	21.820	16.362	16.410	8	13:42:55.971	54.918	+0.156	21.992	16.438	16.488
15	13:49:16.314	54.555	+0.111	21.805	16.347	16.403	9	13:43:50.946	54.975	+0.213	22.065	16.353	16.557
16	13:50:10.904	54.590	+0.146	<b>21.692</b>	16.366	16.532	10	13:44:45.786	54.840	+0.078	22.046	16.360	<b>16.434</b>
<b>(650) Mario VENDLA</b>							11	13:45:40.739	54.953	+0.191	22.159	16.359	16.435
1	13:36:25.327	1:06.126	+11.747	29.452	19.508	17.166	12	13:46:35.552	54.813	+0.051	22.045	<b>16.281</b>	16.487
2	13:37:21.924	56.597	+2.218	22.673	16.936	16.988	13	13:47:30.410	54.858	+0.096	21.968	16.332	16.558
3	13:38:18.094	56.170	+1.791	22.372	16.905	16.893	14	13:48:25.312	54.902	+0.140	22.081	16.345	16.476
4	13:39:14.044	55.950	+1.571	22.747	16.693	16.510	15	13:49:20.074	<b>54.762</b>		<b>21.946</b>	16.299	16.517
5	13:40:08.865	54.821	+0.442	21.865	16.435	16.521	16	13:50:14.919	54.845	+0.083	21.979	16.357	16.509
6	13:41:03.333	54.468	+0.089	21.766	16.283	16.419	<b>(659) Giel BRONDER</b>						
7	13:41:57.712	<b>54.379</b>		<b>21.736</b>	16.276	<b>16.367</b>	1	13:36:25.846	1:06.706	+12.034	29.537	20.072	17.097
8	13:42:52.571	54.859	+0.480	21.887	16.519	16.453	2	13:37:22.138	56.292	+1.620	22.309	16.972	17.011
9	13:43:48.270	55.699	+1.320	22.434	16.826	16.439	3	13:38:18.387	56.249	+1.577	22.440	16.796	17.013
10	13:44:43.158	54.888	+0.509	22.168	16.332	16.388	4	13:39:20.587	1:02.200	+7.528	28.492	16.877	16.831
11	13:45:37.689	54.531	+0.152	21.856	<b>16.231</b>	16.444	5	13:40:15.611	55.024	+0.352	22.114	16.415	16.495
12	13:46:32.315	54.626	+0.247	21.847	16.295	16.484	6	13:41:10.297	54.686	+0.014	21.886	<b>16.319</b>	16.481
13	13:47:27.689	55.374	+0.995	22.607	16.313	16.454	7	13:42:04.969	<b>54.672</b>		21.877	16.330	<b>16.465</b>
14	13:48:22.201	54.512	+0.133	21.785	16.290	16.437	8	13:42:59.647	54.678	+0.006	<b>21.852</b>	16.321	16.505
15	13:49:16.935	54.734	+0.355	21.775	16.529	16.430	9	13:43:54.506	54.859	+0.187	21.861	16.388	16.610
16	13:50:11.843	54.908	+0.529	21.926	16.375	16.607	10	13:44:49.346	54.840	+0.168	21.910	16.366	16.564
<b>(633) Alexis COURSAULT</b>							11	13:45:44.170	54.824	+0.152	21.921	16.334	16.569
1	13:36:26.293	1:06.772	+12.480	29.517	19.805	17.450	12	13:46:39.182	55.012	+0.340	21.978	16.394	16.640
2	13:37:22.532	56.239	+1.947	22.319	16.742	17.178	13	13:47:34.196	55.014	+0.342	21.981	16.415	16.618
3	13:38:18.914	56.382	+2.090	22.475	17.077	16.830	14	13:48:29.209	55.013	+0.341	22.007	16.396	16.610
4	13:39:15.614	56.700	+2.408	22.450	17.658	16.592	15	13:49:24.327	55.118	+0.446	22.026	16.437	16.655
5	13:40:10.348	54.734	+0.442	21.957	16.354	16.423	16	13:50:19.473	55.146	+0.474	22.024	16.452	16.670
6	13:41:04.656	54.308	+0.016	21.736	16.201	16.371	<b>(654) Martins LAPINS</b>						
7	13:41:59.481	54.825	+0.533	<b>21.698</b>	<b>16.198</b>	16.929	1	13:36:17.391	59.803	+5.381	25.581	17.295	16.927
8	13:42:54.260	54.779	+0.487	21.865	16.463	16.451	2	13:37:13.714	56.323	+1.901	22.468	17.139	16.716
9	13:43:48.552	<b>54.292</b>		21.738	16.339	<b>16.215</b>	3	13:38:09.837	56.123	+1.701	22.471	16.823	16.829
10	13:44:43.596	55.044	+0.752	22.318	16.390	16.336	4	13:39:04.830	54.993	+0.571	22.163	16.306	16.524
11	13:45:38.263	54.667	+0.375	22.028	16.218	16.421	5	13:39:59.386	54.556	+0.134	21.811	<b>16.253</b>	16.492
12	13:46:32.736	54.473	+0.181	21.824	16.271	16.378	6	13:40:54.704	55.318	+0.896	21.903	16.493	16.922
13	13:47:27.936	55.200	+0.908	22.412	16.305	16.483	7	13:41:49.126	<b>54.422</b>		<b>21.667</b>	16.373	<b>16.382</b>
14	13:48:22.387	54.451	+0.159	21.792	16.278	16.381	8	13:42:44.653	55.527	+1.105	22.250	16.804	16.473
15	13:49:17.212	54.825	+0.533	21.722	16.627	16.476	9	13:43:39.766	55.113	+0.691	21.976	16.413	16.724
16	13:50:11.883	54.671	+0.379	21.877	16.316	16.478	10	13:44:35.403	55.637	+1.215	22.631	16.330	16.676
<b>(642) Niklas OLSEN</b>							11	13:45:31.727	56.324	+1.902	22.818	16.813	16.693
1	13:36:25.238	1:05.975	+11.349	29.082	19.601	17.292	12	13:46:27.727	56.000	+1.578	22.342	16.403	17.255
2	13:37:22.407	57.169	+2.543	22.612	16.950	17.607	13	13:47:22.934	55.207	+0.785	22.187	16.364	16.656
3	13:38:19.143	56.736	+2.110	22.884	16.967	16.885	14	13:48:31.748	1:08.814	+14.392	35.876	16.438	16.500
4	13:39:15.856	56.713	+2.087	22.689	17.339	16.685	15	13:49:26.571	54.823	+0.401	22.023	16.308	16.492
5	13:40:10.755	54.899	+0.273	21.984	16.435	<b>16.480</b>	16	13:50:21.353	54.782	+0.360	21.943	16.356	16.483
6	13:41:05.475	54.720	+0.094	21.868	16.331	16.521	<b>(649) Alexander ZENKIN</b>						
7	13:42:00.101	<b>54.626</b>		21.837	16.295	16.494	1	13:36:23.774	1:04.304	+8.847	28.518	18.141	17.645
8	13:42:54.782	54.681	+0.055	21.815	16.335	16.531	2	13:37:21.082	57.308	+1.851	22.981	17.445	16.882
9	13:43:49.495	54.713	+0.087	21.852	16.362	16.499	3	13:38:18.496	57.414	+1.957	23.065	16.972	17.377
10	13:44:44.341	54.846	+0.220	21.905	16.429	16.512	4	13:39:23.937	1:05.441	+9.984	30.406	17.761	17.274



# Rotax Euro Challenge 2013 Genk / Belgium

Rotax DD2

Genk / Belgium 1,360 Km

Final

2013-03-31 13:30

Race (16 Laps) started at 13:35:16

Lap	Time of Day	Lap Tm	Diff	S1 Tm	S2 Tm	S3 Tm	Lap	Time of Day	Lap Tm	Diff	S1 Tm	S2 Tm	S3 Tm
5	13:40:20.378	56.441	+0.984	22.687	16.839	16.915							
6	13:41:16.131	55.753	+0.296	22.340	16.692	16.721							
7	13:42:12.174	56.043	+0.586	22.290	16.896	16.857							
8	13:43:07.631	<b>55.457</b>		22.218	<b>16.586</b>	<b>16.653</b>							
9	13:44:03.397	55.766	+0.309	22.279	16.704	16.783							
10	13:44:58.926	55.529	+0.072	<b>22.161</b>	16.632	16.736							
11	13:45:54.718	55.792	+0.335	22.244	16.771	16.777							
12	13:46:50.434	55.716	+0.259	22.229	16.664	16.823							
13	13:47:46.038	55.604	+0.147	22.209	16.634	16.761							
14	13:48:42.453	56.415	+0.958	22.579	16.941	16.895							
15	13:49:38.500	56.047	+0.590	22.448	16.712	16.887							
16	13:50:34.488	55.988	+0.531	22.346	16.736	16.906							

(622) Andreas BACKMAN

1	13:36:17.913	1:00.307	+6.028	25.623	17.834	16.850
2	13:37:14.479	56.566	+2.287	22.340	17.233	16.993
3	13:38:10.152	55.673	+1.394	22.010	16.761	16.902
4	13:39:05.309	55.157	+0.878	22.145	16.596	16.416
5	13:39:59.756	54.447	+0.168	21.816	16.301	16.330
6	13:40:55.432	55.676	+1.397	<b>21.684</b>	16.427	17.565
7	13:41:50.909	55.477	+1.198	21.954	16.578	16.945
8	13:42:45.188	<b>54.279</b>		21.837	16.221	<b>16.221</b>
9	13:43:39.796	54.608	+0.329	21.734	16.458	16.416
10	13:44:36.034	56.238	+1.959	23.359	16.413	16.466
11	13:45:31.025	54.991	+0.712	22.158	16.459	16.374
12	13:46:25.457	54.432	+0.153	21.833	<b>16.213</b>	16.386

(627) Shaun SLAVIN

1	13:36:22.391	1:03.833	+9.368	29.288	17.702	16.843
2	13:37:18.565	56.174	+1.709	22.320	17.143	16.711
3	13:38:14.734	56.169	+1.704	22.069	17.555	16.545
4	13:39:09.372	54.638	+0.173	21.814	16.381	<b>16.443</b>
5	13:40:03.837	<b>54.465</b>		<b>21.738</b>	<b>16.266</b>	16.461

(616) Antti RAMMO

1	13:36:19.374	1:01.417	+5.675	25.901	17.873	17.643
2	13:37:15.116	<b>55.742</b>		22.391	<b>16.753</b>	<b>16.598</b>