



Rotax Euro Challenge 2012 Salbris

Rotax Juniors

Salbris 1,495 Km

Non Qualifying Practice 1 Even Numbers

14.09.2012 12:20

Practice (7:00 Time) started at 12:20:01

Pos	No.	Name	Nat.	Chassis	Race Team	Laps	Best Tm	Diff	Gap In Lap	km/h
1	26	Jessica BACKMAN	SWE	Tonykart	Strawberry Racing	6	1:04.341			6 83,648
2	50	Lennert VAN BOGAERT	BEL	Maranello	Bouvin Power	6	1:04.391	0.050	0.050	6 83,583
3	40	Jan JONCK	DEN	Tonykart	RS Competition	6	1:04.489	0.148	0.098	6 83,456
4	36	Henrique BAPTISTA	POR	Kosmic	Paul Carr Racing	6	1:04.608	0.267	0.119	6 83,302
5	68	Vince HERCSIK	HUN	Birel	Kalman Motorsport	6	1:04.622	0.281	0.014	6 83,284
6	98	Sam SCHIPPERS	NED	Intrepid	Team TKP	6	1:04.641	0.300	0.019	5 83,260
7	42	Berkay BESLER	TUR	Tonykart	DNR Racing/Bouvin Power	6	1:04.817	0.476	0.176	6 83,034
8	104	Sena SAKAGUCHI	JPN	Formula K	Formula K Europe	6	1:04.822	0.481	0.005	6 83,027
9	106	Jack WEPRIN	USA	Alonso	Dan Holland Racing	6	1:04.842	0.501	0.020	6 83,002
10	18	Thomas PREINING	AUT	Formula K	Protrain Racing	4	1:04.928	0.587	0.086	3 82,892
11	44	Ameer HASSAN	LIB	Intrepid	Team TKP	6	1:04.946	0.605	0.018	5 82,869
12	56	Thomas SALVA	CZE	MS Kart	MS Kart Racing Team	6	1:05.063	0.722	0.117	6 82,720
13	70	Max TIMMERMANS	BEL	Formula K	Formula K Europe	6	1:05.206	0.865	0.143	6 82,538
14	16	Ryo HIROOKA	JPN	Formula K	Formula K Europe	6	1:05.287	0.946	0.081	5 82,436
15	52	Boris KOLFF	NED	Intrepid	Team TKP	6	1:05.360	1.019	0.073	5 82,344
16	102	Sacha FENESTRAZ	FRA	Tonykart	Malevaut Sport	6	1:05.460	1.119	0.100	2 82,218
17	64	Momo OKUDA	JPN	Formula K	Formula K Europe	6	1:05.474	1.133	0.014	3 82,201
18	100	Eiza EDUARDAS	LTU	Energy	Energy Racing LT	6	1:05.623	1.282	0.149	6 82,014

Timekeeping Ingrid and Meik Wagner:

Clerk of the course Nigel Edwards:

Steward (Chairman) Ian Watson:

Chief Scrutineer Paul Klaassen:

www.mylaps.com

Licensed to: Motorsport Events



Rotax Euro Challenge 2012 Salbris

Rotax Juniors

Salbris 1,495 Km

Non Qualifying Practice 1 Even Numbers

14.09.2012 12:20

Practice (7:00 Time) started at 12:20:01

Lap	Time of Day	Lap Tm	Diff	S1 Tm	S2 Tm	S3 Tm	Lap	Time of Day	Lap Tm	Diff	S1 Tm	S2 Tm	S3 Tm
5	12:26:16.548	1:05.621	+0.147	22.959	19.319	23.343							
6	12:27:22.265	1:05.717	+0.243	22.919	19.388	23.410							

(100) Eiza EDUARDAS

1	12:21:41.557	1:07.944	+2.321	24.293	19.659	23.992
2	12:22:47.291	1:05.734	+0.111	23.027	19.328	23.379
3	12:23:53.417	1:06.126	+0.503	23.012	19.299	23.815
4	12:24:59.268	1:05.851	+0.228	23.111	19.387	23.353
5	12:26:05.335	1:06.067	+0.444	23.451	19.342	23.274
6	12:27:10.958	1:05.623		22.785	19.312	23.526



Rotax Euro Challenge 2012 Salbris

Rotax Juniors

Salbris 1,495 Km

Non Qualifying Practice 1 Odd Numbers

14.09.2012 12:30

Practice (7:00 Time) started at 12:31:38

Pos	No.	Name	Nat.	Chassis	Race Team	Laps	Best Tm	Diff	Gap In Lap	km/h
1	69	Ryan ANDERTON	GBR	Tonykart	Coles Racing	6	1:04.126			5 83,929
2	25	Jack BARTHOLOMEW	GBR	Zanardi	Coles Racing	6	1:04.250	0.124	0.124	3 83,767
3	89	Joseph BURTON-HARRIS	AUS	Tonykart	R360 Ben George	6	1:04.265	0.139	0.015	3 83,747
4	49	Max AITKEN	GBR	Formula K	Protrain Racing	6	1:04.318	0.192	0.053	6 83,678
5	61	Josh WHITE	GBR	Tonykart	RL Racing Dept Ltd	6	1:04.333	0.207	0.015	5 83,658
6	9	Janneau ESMEIJER	NED	Intrepid	Team TKP	6	1:04.339	0.213	0.006	5 83,651
7	37	Shayur HARPAL	RSA	Kosmic	Paul Carr Racing	6	1:04.352	0.226	0.013	5 83,634
8	105	Parker THOMPSON	CAN	Birel	Kalman Motorsport	6	1:04.360	0.234	0.008	3 83,623
9	91	Nicklas OSCARSSON	SWE	Kosmic	Paul Carr Racing	6	1:04.448	0.322	0.088	4 83,509
10	35	Harry WEBB	GBR	Tonykart	Strawberry Racing	6	1:04.452	0.326	0.004	4 83,504
11	53	Guan Yu ZHOU	GBR	Tonykart	Strawberry Racing	6	1:04.510	0.384	0.058	4 83,429
12	17	Ralf ARON	EST	Tonykart	Aix Racing	6	1:04.570	0.444	0.060	4 83,351
13	29	Teodor MORIN	SWE	Kosmic	Soda Kart	6	1:04.648	0.522	0.078	6 83,251
14	19	Tobias HOLM	DEN	Kosmic	Star Karting	6	1:04.722	0.596	0.074	3 83,156
15	45	Sven VAN DER SLIK	NED	Intrepid	Team TKP	6	1:04.874	0.748	0.152	5 82,961
16	7	Kaan ONDER	TUR	Alonso	Borusan Otomotiv M/Sport	6	1:04.915	0.789	0.041	4 82,908
17	77	Fazio FRANSSSEN	NED	Formula K	Formula K Europe	6	1:04.924	0.798	0.009	4 82,897
18	87	Tom MEIJER	NED	Formula K	Formula K Europe	6	1:05.127	1.001	0.203	6 82,639
19	65	Emilien CARDE	FRA	Sodikart	Matec Competition	6	1:05.157	1.031	0.030	3 82,600
20	101	Rokas BACIUSKA	LTU	Energy	Energy Racing LT	6	1:05.322	1.196	0.165	6 82,392
21	99	Philip HAMPRECHT	GER	LH Kart	Matis Motorsport	6	1:05.542	1.416	0.220	4 82,115

Timekeeping Ingrid and Meik Wagner:

Clerk of the course Nigel Edwards:

Steward (Chairman) Ian Watson:

Chief Scrutineer Paul Klaassen:

www.mylaps.com

Licensed to: Motorsport Events



Rotax Euro Challenge 2012 Salbris

Rotax Juniors

Salbris 1,495 Km

Non Qualifying Practice 1 Odd Numbers

14.09.2012 12:30

Practice (7:00 Time) started at 12:31:38

Lap	Time of Day	Lap Tm	Diff	S1 Tm	S2 Tm	S3 Tm	Lap	Time of Day	Lap Tm	Diff	S1 Tm	S2 Tm	S3 Tm
3	12:35:25.698	1:04.977	+0.053	22.566	19.106	23.305							
4	12:36:30.622	1:04.924		22.554	19.193	23.177							
5	12:37:35.558	1:04.936	+0.012	22.615	19.179	23.142							
6	12:38:40.713	1:05.155	+0.231	22.646	19.157	23.352							

(87) Tom MEIJER

1	12:33:18.227	1:05.609	+0.482	23.008	19.355	23.246
2	12:34:23.957	1:05.730	+0.603	23.397	19.177	23.156
3	12:35:29.565	1:05.608	+0.481	22.559	19.776	23.273
4	12:36:39.487	1:09.922	+4.795	24.014	22.528	23.380
5	12:37:44.764	1:05.277	+0.150	22.780	19.300	23.197
6	12:38:49.891	1:05.127		22.718	19.195	23.214

(65) Emilien CARDE

1	12:33:24.918	1:06.037	+0.880	23.284	19.209	23.544
2	12:34:30.439	1:05.521	+0.364	22.853	19.345	23.323
3	12:35:35.596	1:05.157		22.673	19.172	23.312
4	12:36:41.048	1:05.452	+0.295	22.634	19.517	23.301
5	12:37:46.246	1:05.198	+0.041	22.781	19.181	23.236
6	12:38:51.535	1:05.289	+0.132	22.646	19.284	23.359

(101) Rokas BACIUSKA

1	12:33:17.321	1:07.241	+1.919	23.432	19.663	24.146
2	12:34:23.556	1:06.235	+0.913	23.100	19.732	23.403
3	12:35:29.133	1:05.577	+0.255	22.820	19.402	23.355
4	12:36:35.478	1:06.345	+1.023	23.498	19.645	23.202
5	12:37:41.676	1:06.198	+0.876	23.059	19.433	23.706
6	12:38:46.998	1:05.322		22.624	19.496	23.202

(99) Philip HAMPRECHT

1	12:33:17.727	1:06.562	+1.020	23.460	19.518	23.584
2	12:34:25.662	1:07.935	+2.393	24.318	20.057	23.560
3	12:35:31.232	1:05.570	+0.028	22.752	19.379	23.439
4	12:36:36.774	1:05.542		23.100	19.225	23.217
5	12:37:42.365	1:05.591	+0.049	22.778	19.530	23.283
6	12:38:48.124	1:05.759	+0.217	23.065	19.403	23.291



Rotax Euro Challenge 2012 Salbris

Rotax Juniors

Salbris 1,495 Km

Non Qualifying Practice 2 Even Numbers

14.09.2012 14:20

Practice (7:00 Time) started at 14:20:08

Pos	No.	Name	Nat.	Chassis	Race Team	Laps	Best Tm	Diff	Gap In Lap	km/h
1	40	Jan JONCK	DEN	Tonykart	RS Competition	6	1:03.635			5 84,576
2	104	Sena SAKAGUCHI	JPN	Formula K	Formula K Europe	6	1:03.983	0.348	0.348	5 84,116
3	42	Berkay BESLER	TUR	Tonykart	DNR Racing/Bouvin Power	6	1:03.989	0.354	0.006	5 84,108
4	26	Jessica BACKMAN	SWE	Tonykart	Strawberry Racing	6	1:03.994	0.359	0.005	5 84,102
5	68	Vince HERCSIK	HUN	Birel	Kalman Motorsport	6	1:04.043	0.408	0.049	5 84,037
6	98	Sam SCHIPPERS	NED	Intrepid	Team TKP	5	1:04.113	0.478	0.070	4 83,946
7	50	Lennert VAN BOGAERT	BEL	Sodikart	Bouvin Power	5	1:04.162	0.527	0.049	4 83,881
8	106	Jack WEPRIN	USA	Alonso	Dan Holland Racing	6	1:04.171	0.536	0.009	5 83,870
9	18	Thomas PREINING	AUT	Formula K	Protrain Racing	6	1:04.195	0.560	0.024	5 83,838
10	70	Max TIMMERMANS	BEL	Formula K	Formula K Europe	6	1:04.217	0.582	0.022	5 83,810
11	56	Thomas SALVA	CZE	MS Kart	MS Kart Racing Team	6	1:04.263	0.628	0.046	4 83,750
12	16	Ryo HIROOKA	JPN	Formula K	Formula K Europe	6	1:04.315	0.680	0.052	5 83,682
13	64	Momo OKUDA	JPN	Formula K	Formula K Europe	6	1:04.383	0.748	0.068	5 83,593
14	36	Henrique BAPTISTA	POR	Kosmic	Paul Carr Racing	6	1:04.546	0.911	0.163	6 83,382
15	44	Ameer HASSAN	LIB	Intrepid	Team TKP	6	1:04.577	0.942	0.031	4 83,342
16	52	Boris KOLFF	NED	Intrepid	Team TKP	6	1:04.856	1.221	0.279	5 82,984
17	100	Eiza EDUARDAS	LTU	Energy	Energy Racing LT	6	1:05.302	1.667	0.446	5 82,417
18	102	Sacha FENESTRAZ	FRA	Tonykart	Malevaut Sport	5	1:05.534	1.899	0.232	5 82,125

Timekeeping Ingrid and Meik Wagner:

Clerk of the course Nigel Edwards:

Steward (Chairman) Ian Watson:

Chief Scrutineer Paul Klaassen:

www.mylaps.com

Licensed to: Motorsport Events



Rotax Euro Challenge 2012 Salbris

Rotax Juniors

Salbris 1,495 Km

Non Qualifying Practice 2 Even Numbers

14.09.2012 14:20

Practice (7:00 Time) started at 14:20:08

Lap	Time of Day	Lap Tm	Diff	S1 Tm	S2 Tm	S3 Tm	Lap	Time of Day	Lap Tm	Diff	S1 Tm	S2 Tm	S3 Tm
5	14:26:09.000	1:05.302		22.650	19.186	23.466							
6	14:27:14.853	1:05.853	+0.551	22.747	19.249	23.857							
(102) Sacha FENESTRAZ													
1	14:21:53.163	1:08.507	+2.973	24.355	20.397	23.755							
2	14:23:54.319	2:01.156	+55.622	23.407	20.140	1:17.609							
3	14:25:00.860	1:06.541	+1.007	23.730	19.356	23.455							
4	14:26:06.683	1:05.823	+0.289	23.124	19.383	23.316							
5	14:27:12.217	1:05.534		22.912	19.226	23.396							

Timekeeping Ingrid and Meik Wagner:

Clerk of the course Nigel Edwards:

Steward (Chairman) Ian Watson:

Chief Scrutineer Paul Klaassen:

www.mylaps.com

Licensed to: Motorsport Events

Printed: 14.09.2012 14:31:50

posted at:

h

Page 2/2



Rotax Euro Challenge 2012 Salbris

Rotax Juniors

Salbris 1,495 Km

Non Qualifying Practice 2 Odd Numbers

14.09.2012 14:30

Practice (7:00 Time) started at 14:30:00

Pos	No.	Name	Nat.	Chassis	Race Team	Laps	Best Tm	Diff	Gap In Lap	km/h
1	69	Ryan ANDERTON	GBR	Tonykart	Coles Racing	6	1:03.702			84,487
2	9	Janneau ESMEIJER	NED	Intrepid	Team TKP	6	1:03.726	0.024	0.024	84,455
3	89	Joseph BURTON-HARRIS	AUS	Tonykart	R360 Ben George	6	1:03.743	0.041	0.017	84,433
4	35	Harry WEBB	GBR	Tonykart	Strawberry Racing	6	1:03.809	0.107	0.066	84,345
5	25	Jack BARTHOLOMEW	GBR	Zanardi	Coles Racing	6	1:03.988	0.286	0.179	84,110
6	61	Josh WHITE	GBR	Tonykart	RL Racing Dept Ltd	6	1:03.988	0.286		84,110
7	17	Ralf ARON	EST	Tonykart	Aix Racing	7	1:04.033	0.331	0.045	84,050
8	53	Guan Yu ZHOU	GBR	Tonykart	Strawberry Racing	6	1:04.041	0.339	0.008	84,040
9	49	Max AITKEN	GBR	Formula K	Protrain Racing	6	1:04.133	0.431	0.092	83,919
10	7	Kaan ONDER	TUR	Alonso	Borusan Otomotiv M/Sport	6	1:04.155	0.453	0.022	83,891
11	19	Tobias HOLM	DEN	Kosmic	Star Karting	6	1:04.226	0.524	0.071	83,798
12	29	Teodor MORIN	SWE	Kosmic	Soda Kart	6	1:04.267	0.565	0.041	83,744
13	91	Nicklas OSCARSSON	SWE	Kosmic	Paul Carr Racing	6	1:04.268	0.566	0.001	83,743
14	45	Sven VAN DER SLIK	NED	Intrepid	Team TKP	6	1:04.329	0.627	0.061	83,664
15	87	Tom MEIJER	NED	Formula K	Formula K Europe	6	1:04.353	0.651	0.024	83,632
16	37	Shayur HARPAL	RSA	Kosmic	Paul Carr Racing	6	1:04.463	0.761	0.110	83,490
17	77	Fazio FRANSSSEN	NED	Formula K	Formula K Europe	6	1:04.556	0.854	0.093	83,369
18	105	Parker THOMPSON	CAN	Birel	Kalman Motorsport	6	1:04.840	1.138	0.284	83,004
19	99	Philip HAMPRECHT	GER	LH Kart	Matis Motorsport	6	1:05.265	1.563	0.425	82,464
20	101	Rokas BACIUSKA	LTU	Energy	Energy Racing LT	6	1:05.446	1.744	0.181	82,236
21	65	Emilien CARDE	FRA	Sodikart	Matec Competition	6	1:05.459	1.757	0.013	82,219

Timekeeping Ingrid and Meik Wagner:

Clerk of the course Nigel Edwards:

Steward (Chairman) Ian Watson:

Chief Scrutineer Paul Klaassen:

www.mylaps.com

Licensed to: Motorsport Events



Rotax Euro Challenge 2012 Salbris

Rotax Juniors

Salbris 1,495 Km

Non Qualifying Practice 2 Odd Numbers

14.09.2012 14:30

Practice (7:00 Time) started at 14:30:00

Lap	Time of Day	Lap Tm	Diff	S1 Tm	S2 Tm	S3 Tm	Lap	Time of Day	Lap Tm	Diff	S1 Tm	S2 Tm	S3 Tm
2	14:32:46.107	1:04.957	+0.401	22.620	19.101	23.236							
3	14:33:50.846	1:04.739	+0.183	22.518	19.040	23.181							
4	14:34:55.499	1:04.653	+0.097	22.481	19.036	23.136							
5	14:36:00.055	1:04.556		22.414	19.121	23.021							
6	14:37:04.688	1:04.633	+0.077	22.354	19.053	23.226							

(105) Parker THOMPSON

1	14:32:01.156	1:06.071	+1.231	23.343	19.291	23.437
2	14:33:06.422	1:05.266	+0.426	22.762	19.138	23.366
3	14:34:11.413	1:04.991	+0.151	22.539	19.187	23.265
4	14:35:16.253	1:04.840		22.550	19.205	23.085
5	14:36:22.768	1:06.515	+1.675	22.438	19.226	24.851
6	14:37:28.404	1:05.636	+0.796	22.838	19.371	23.427

(99) Philip HAMPRECHT

1	14:32:07.580	1:08.186	+2.921	23.886	19.932	24.368
2	14:33:13.948	1:06.368	+1.103	23.533	19.274	23.561
3	14:34:19.489	1:05.541	+0.276	22.899	19.241	23.401
4	14:35:25.050	1:05.561	+0.296	22.955	19.271	23.335
5	14:36:30.646	1:05.596	+0.331	22.725	19.660	23.211
6	14:37:35.911	1:05.265		22.829	19.283	23.153

(101) Rokas BACIUSKA

1	14:31:44.969	1:08.693	+3.247	23.458	19.445	25.790
2	14:32:51.289	1:06.320	+0.874	23.429	19.407	23.484
3	14:33:59.496	1:08.207	+2.761	24.537	19.783	23.887
4	14:35:04.942	1:05.446		22.868	19.326	23.252
5	14:36:10.431	1:05.489	+0.043	23.070	19.230	23.189
6	14:37:17.232	1:06.801	+1.355	23.151	20.393	23.257

(65) Emilien CARDE

1	14:31:48.510	1:06.344	+0.885	23.053	19.370	23.921
2	14:32:54.836	1:06.326	+0.867	22.763	19.229	24.334
3	14:34:00.490	1:05.654	+0.195	22.829	19.508	23.317
4	14:35:06.047	1:05.557	+0.098	22.996	19.156	23.405
5	14:36:11.506	1:05.459		23.058	19.211	23.190
6	14:37:17.101	1:05.595	+0.136	22.835	19.414	23.346



Rotax Euro Challenge 2012 Salbris

Rotax Juniors

Salbris 1,495 Km

Qualifying Practice Group J1 **-NEW-**

14.09.2012 17:00

Qualifying (15:00 Time) started at 17:00:00

Pos	No.	Name	Nat.	Chassis	Race Team	Laps	Best Tm	Diff	Gap In Lap	km/h
1	35	Harry WEBB	GBR	Tonykart	Strawberry Racing	7	1:03.527			5 84,720
2	40	Jan JONCK	DEN	Tonykart	RS Competition	7	1:03.857	0.330	0.330	5 84,282
3	53	Guan Yu ZHOU	GBR	Tonykart	Strawberry Racing	10	1:03.972	0.445	0.115	7 84,131
4	61	Josh WHITE	GBR	Tonykart	RL Racing Dept Ltd	7	1:04.036	0.509	0.064	7 84,046
5	106	Jack WEPRIN	USA	Alonso	Dan Holland Racing	7	1:04.162	0.635	0.126	6 83,881
6	42	Berkay BESLER	TUR	Tonykart	DNR Racing/Bouvin Power	8	1:04.191	0.664	0.029	5 83,844
7	26	Jessica BACKMAN	SWE	Tonykart	Strawberry Racing	9	1:04.218	0.691	0.027	8 83,808
8	9	Janneau ESMEIJER	NED	Intrepid	Team TKP	7	1:04.219	0.692	0.001	3 83,807
9	91	Nicklas OSCARSSON	SWE	Kosmic	Paul Carr Racing	7	1:04.306	0.779	0.087	7 83,694
10	16	Ryo HIROOKA	JPN	Formula K	Formula K Europe	7	1:04.328	0.801	0.022	4 83,665
11	87	Tom MEIJER	NED	Formula K	Formula K Europe	7	1:04.349	0.822	0.021	6 83,638
12	77	Fazio FRANSEN	NED	Formula K	Formula K Europe	9	1:04.405	0.878	0.056	9 83,565
13	52	Boris KOLFF	NED	Intrepid	Team TKP	9	1:04.598	1.071	0.193	6 83,315
14	36	Henrique BAPTISTA	POR	Kosmic	Paul Carr Racing	8	1:04.679	1.152	0.081	6 83,211
15	65	Emilien CARDE	FRA	Sodikart	Matec Competition	9	1:04.739	1.212	0.060	8 83,134
16	44	Ameer HASSAN	LIB	Intrepid	Team TKP	8	1:04.761	1.234	0.022	5 83,106
17	100	Eiza EDUARDAS	LTU	Energy	Energy Racing LT	12	1:04.981	1.454	0.220	9 82,824
18	101	Rokas BACIUSKA	LTU	Energy	Energy Racing LT	12	1:05.022	1.495	0.041	5 82,772
19	102	Sacha FENESTRAZ	FRA	Tonykart	Malevaut Sport	12	1:05.039	1.512	0.017	9 82,750

Not classified

DQ	89	Joseph BURTON-HARRIS	AUS	Tonykart	R360 Ben George	6	1:04.251			6 83,765
----	----	----------------------	-----	----------	-----------------	---	----------	--	--	----------

Announcements

These results are provisional until the conclusion of any judicial and technical matters
No. 89 excluded from qualifying / reason technical non conformity

Timekeeping Ingrid and Meik Wagner:

Clerk of the course Nigel Edwards:

Steward (Chairman) Ian Watson:

Chief Scrutineer Paul Klaassen:

www.mylaps.com

Licensed to: Motorsport Events



Rotax Euro Challenge 2012 Salbris

Rotax Juniors

Salbris 1,495 Km

Qualifying Practice Group J1

14.09.2012 17:00

Qualifying (15:00 Time) started at 17:00:00

Lap	Time of Day	Lap Tm	Diff	S1 Tm	S2 Tm	S3 Tm	Lap	Time of Day	Lap Tm	Diff	S1 Tm	S2 Tm	S3 Tm
7	17:13:25.553	1:04.869	+0.271			23.074	3	17:06:03.106	1:05.547	+0.508			23.236
8	17:14:30.400	1:04.847	+0.249			23.086	4	17:07:08.529	1:05.423	+0.384			23.320
9	17:15:36.742	1:06.342	+1.744			23.009	5	17:08:13.600	1:05.071	+0.032			23.115
(36) Henrique BAPTISTA							6	17:09:18.928	1:05.328	+0.289			23.187
1	17:07:22.016	1:59.552	+54.873			49.892	7	17:10:24.197	1:05.269	+0.230			23.226
2	17:09:04.588	1:42.572	+37.893			37.813	8	17:11:29.647	1:05.450	+0.411			23.420
3	17:10:10.479	1:05.891	+1.212			23.296	9	17:12:34.686	1:05.039				23.209
4	17:11:15.723	1:05.244	+0.565			23.156	10	17:13:39.871	1:05.185	+0.146			23.229
5	17:12:20.500	1:04.777	+0.098			23.172	11	17:14:54.228	1:14.357	+9.318			32.466
6	17:13:25.179	1:04.679				23.145	12	17:15:59.425	1:05.197	+0.158			23.074
7	17:14:30.546	1:05.367	+0.688			22.998							
8	17:15:35.253	1:04.707	+0.028			23.142							
(65) Emilien CARDE													
1	17:06:26.789	1:07.636	+2.897			23.335							
2	17:07:34.751	1:07.962	+3.223			25.357							
3	17:09:01.673	1:26.922	+22.183			30.789							
4	17:10:08.707	1:07.034	+2.295			24.461							
5	17:11:13.808	1:05.101	+0.362			23.313							
6	17:12:18.655	1:04.847	+0.108			23.236							
7	17:13:23.485	1:04.830	+0.091			23.154							
8	17:14:28.224	1:04.739				23.101							
9	17:15:33.284	1:05.060	+0.321			23.032							
(44) Ameer HASSAN													
1	17:08:05.999	1:07.839	+3.078			23.401							
2	17:09:11.426	1:05.427	+0.666			23.342							
3	17:10:16.483	1:05.057	+0.296			23.120							
4	17:11:21.653	1:05.170	+0.409			23.232							
5	17:12:26.414	1:04.761				23.116							
6	17:13:31.308	1:04.894	+0.133			23.271							
7	17:14:36.141	1:04.833	+0.072			23.150							
8	17:15:41.011	1:04.870	+0.109			23.159							
(100) Eiza EDUARDAS													
1	17:04:00.991	1:09.715	+4.734			23.769							
2	17:05:06.585	1:05.594	+0.613			23.481							
3	17:06:11.889	1:05.304	+0.323			23.385							
4	17:07:16.934	1:05.045	+0.064			23.330							
5	17:08:22.318	1:05.384	+0.403			23.329							
6	17:09:27.624	1:05.306	+0.325			23.448							
7	17:10:32.771	1:05.147	+0.166			23.338							
8	17:11:37.827	1:05.056	+0.075			23.331							
9	17:12:42.808	1:04.981				23.320							
10	17:13:47.874	1:05.066	+0.085			23.375							
11	17:14:53.372	1:05.498	+0.517			23.636							
12	17:15:58.914	1:05.542	+0.561			23.540							
(101) Rokas BACIUSKA													
1	17:03:47.405	1:07.627	+2.605			23.670							
2	17:04:53.228	1:05.823	+0.801			23.382							
3	17:05:58.642	1:05.414	+0.392			23.284							
4	17:07:04.301	1:05.659	+0.637			23.654							
5	17:08:09.323	1:05.022				23.152							
6	17:09:14.417	1:05.094	+0.072			23.160							
7	17:10:19.776	1:05.359	+0.337			23.217							
8	17:11:25.212	1:05.436	+0.414			23.355							
9	17:12:30.248	1:05.036	+0.014			23.182							
10	17:13:35.302	1:05.054	+0.032			23.228							
11	17:14:40.393	1:05.091	+0.069			23.144							
12	17:15:45.555	1:05.162	+0.140			23.218							
(102) Sacha FENESTRAZ													
1	17:03:51.858	1:08.216	+3.177			23.772							
2	17:04:57.559	1:05.701	+0.662			23.352							



Rotax Euro Challenge 2012 Salbris

Rotax Juniors

Salbris 1,495 Km

Qualifying Practice Group J2

14.09.2012 17:30

Qualifying (15:00 Time) started at 17:30:01

Pos	No.	Name	Nat.	Chassis	Race Team	Laps	Best Tm	Diff	Gap In Lap	km/h
1	104	Sena SAKAGUCHI	JPN	Formula K	Formula K Europe	7	1:03.846			6 84,297
2	69	Ryan ANDERTON	GBR	Tonykart	Coles Racing	8	1:03.924	0.078	0.078	5 84,194
3	68	Vince HERCSIK	HUN	Birel	Kalman Motorsport	8	1:04.005	0.159	0.081	8 84,087
4	17	Ralf ARON	EST	Tonykart	Aix Racing	8	1:04.026	0.180	0.021	6 84,060
5	18	Thomas PREINING	AUT	Formula K	Protrain Racing	7	1:04.045	0.199	0.019	4 84,035
6	50	Lennert VAN BOGAERT	BEL	Sodikart	Bouvin Power	8	1:04.064	0.218	0.019	8 84,010
7	7	Kaan ONDER	TUR	Alonso	Borusan Otomotiv M/Sport	8	1:04.091	0.245	0.027	6 83,974
8	49	Max AITKEN	GBR	Formula K	Protrain Racing	8	1:04.098	0.252	0.007	5 83,965
9	25	Jack BARTHOLOMEW	GBR	Zanardi	Coles Racing	8	1:04.110	0.264	0.012	4 83,949
10	70	Max TIMMERMANS	BEL	Formula K	Formula K Europe	8	1:04.200	0.354	0.090	7 83,832
11	98	Sam SCHIPPERS	NED	Intrepid	Team TKP	6	1:04.229	0.383	0.029	6 83,794
12	19	Tobias HOLM	DEN	Kosmic	Star Karting	8	1:04.264	0.418	0.035	5 83,748
13	29	Teodor MORIN	SWE	Kosmic	Soda Kart	7	1:04.277	0.431	0.013	7 83,731
14	45	Sven VAN DER SLIK	NED	Intrepid	Team TKP	8	1:04.285	0.439	0.008	5 83,721
15	56	Thomas SALVA	CZE	MS Kart	MS Kart Racing Team	8	1:04.286	0.440	0.001	4 83,720
16	105	Parker THOMPSON	CAN	Birel	Kalman Motorsport	8	1:04.381	0.535	0.095	7 83,596
17	64	Momo OKUDA	JPN	Formula K	Formula K Europe	7	1:04.522	0.676	0.141	4 83,413
18	37	Shayur HARPAL	RSA	Kosmic	Paul Carr Racing	8	1:04.577	0.731	0.055	5 83,342
19	99	Philip HAMPRECHT	GER	LH Kart	Matis Motorsport	10	1:04.768	0.922	0.191	8 83,097

Announcements

These results are provisional until the conclusion of any judicial and technical matters

Timekeeping Ingrid and Meik Wagner:

Clerk of the course Nigel Edwards:

www.mylaps.com

Steward (Chairman) Ian Watson:

Chief Scrutineer Paul Klaassen:

Licensed to: Motorsport Events

Printed: 14.09.2012 17:46:01

posted at:

h



Rotax Euro Challenge 2012 Salbris

Rotax Juniors

Salbris 1,495 Km

Qualifying Practice Group J2

14.09.2012 17:30

Qualifying (15:00 Time) started at 17:30:01

Lap	Time of Day	Lap Tm	Diff	S1 Tm	S2 Tm	S3 Tm	Lap	Time of Day	Lap Tm	Diff	S1 Tm	S2 Tm	S3 Tm
(104) Sena SAKAGUCHI							(49) Max AITKEN						
1	17:38:38.485	1:13.118	+9.272				1	17:38:02.687	1:11.903	+7.805			
2	17:39:43.651	1:05.166	+1.320				2	17:39:10.379	1:07.692	+3.594			
3	17:40:53.547	1:09.896	+6.050				3	17:40:15.111	1:04.732	+0.634			
4	17:41:57.529	1:03.982	+0.136				4	17:41:19.245	1:04.134	+0.036			
5	17:43:01.414	1:03.885	+0.039				5	17:42:23.343	1:04.098				
6	17:44:05.260	1:03.846					6	17:43:27.953	1:04.610	+0.512			
7	17:45:12.074	1:06.814	+2.968				7	17:44:37.007	1:09.054	+4.956			
(69) Ryan ANDERTON							(25) Jack BARTHOLOMEW						
1	17:37:54.731	1:06.989	+3.065				1	17:37:53.009	1:07.802	+3.692			
2	17:38:59.161	1:04.430	+0.506				2	17:38:57.932	1:04.923	+0.813			
3	17:40:03.250	1:04.089	+0.165				3	17:40:02.569	1:04.637	+0.527			
4	17:41:08.040	1:04.790	+0.866				4	17:41:06.679	1:04.110				
5	17:42:11.964	1:03.924					5	17:42:10.889	1:04.210	+0.100			
6	17:43:15.906	1:03.942	+0.018				6	17:43:15.286	1:04.397	+0.287			
7	17:44:20.848	1:04.942	+1.018				7	17:44:19.614	1:04.328	+0.218			
8	17:45:25.024	1:04.176	+0.252				8	17:45:24.077	1:04.463	+0.353			
(68) Vince HERCSIK							(70) Max TIMMERMANS						
1	17:37:59.424	1:08.203	+4.198				1	17:38:12.124	1:11.757	+7.557			
2	17:39:04.092	1:04.668	+0.663				2	17:39:17.521	1:05.397	+1.197			
3	17:40:08.513	1:04.421	+0.416				3	17:40:22.090	1:04.569	+0.369			
4	17:41:12.874	1:04.361	+0.356				4	17:41:26.504	1:04.414	+0.214			
5	17:42:17.121	1:04.247	+0.242				5	17:42:32.778	1:06.274	+2.074			
6	17:43:21.316	1:04.195	+0.190				6	17:43:37.094	1:04.316	+0.116			
7	17:44:25.334	1:04.018	+0.013				7	17:44:41.294	1:04.200				
8	17:45:29.339	1:04.005					8	17:45:45.573	1:04.279	+0.079			
(17) Ralf ARON							(98) Sam SCHIPPERS						
1	17:38:18.909	1:10.299	+6.273				1	17:38:40.422	1:08.394	+4.165			
2	17:39:27.191	1:08.282	+4.256				2	17:39:45.164	1:04.742	+0.513			
3	17:40:31.577	1:04.386	+0.360				3	17:40:49.753	1:04.589	+0.360			
4	17:41:35.789	1:04.212	+0.186				4	17:41:54.159	1:04.406	+0.177			
5	17:42:39.857	1:04.068	+0.042				5	17:43:00.042	1:05.883	+1.654			
6	17:43:43.883	1:04.026					6	17:44:04.271	1:04.229				
7	17:44:48.052	1:04.169	+0.143				(19) Tobias HOLM						
8	17:45:52.129	1:04.077	+0.051				1	17:38:03.058	1:10.562	+6.298			
(18) Thomas PREINING							2	17:39:11.602	1:08.544	+4.280			
1	17:38:18.041	1:10.945	+6.900				3	17:40:17.323	1:05.721	+1.457			
2	17:39:30.378	1:12.337	+8.292				4	17:41:22.635	1:05.312	+1.048			
3	17:40:50.280	1:19.902	+15.857				5	17:42:26.899	1:04.264				
4	17:41:54.325	1:04.045					6	17:43:31.169	1:04.270	+0.006			
5	17:42:59.066	1:04.741	+0.696				7	17:44:35.489	1:04.320	+0.056			
6	17:44:04.394	1:05.328	+1.283				8	17:45:39.912	1:04.423	+0.159			
7	17:45:13.086	1:08.692	+4.647				(29) Teodor MORIN						
(50) Lennert VAN BOGAERT							1	17:38:02.926	1:09.159	+4.882			
1	17:37:58.897	1:07.422	+3.358				2	17:39:09.720	1:06.794	+2.517			
2	17:39:03.725	1:04.828	+0.764				3	17:40:14.527	1:04.807	+0.530			
3	17:40:08.068	1:04.343	+0.279				4	17:41:18.868	1:04.341	+0.064			
4	17:41:12.465	1:04.397	+0.333				5	17:42:23.520	1:04.652	+0.375			
5	17:42:16.608	1:04.143	+0.079				6	17:43:28.084	1:04.564	+0.287			
6	17:43:20.695	1:04.087	+0.023				7	17:44:32.361	1:04.277				
7	17:44:24.800	1:04.105	+0.041				(45) Sven VAN DER SLIK						
8	17:45:28.864	1:04.064					1	17:38:10.364	1:09.787	+5.502			
(7) Kaan ONDER							2	17:39:15.575	1:05.211	+0.926			
1	17:38:02.549	1:10.463	+6.372				3	17:40:20.431	1:04.856	+0.571			
2	17:39:11.460	1:08.911	+4.820				4	17:41:25.101	1:04.670	+0.385			
3	17:40:16.868	1:05.408	+1.317				5	17:42:29.386	1:04.285				
4	17:41:21.508	1:04.640	+0.549										
5	17:42:25.925	1:04.417	+0.326										
6	17:43:30.016	1:04.091											

Timekeeping Ingrid and Meik Wagner:

Clerk of the course Nigel Edwards:

www.mylaps.com

Steward (Chairman) Ian Watson:

Chief Scrutineer Paul Klaassen:

Licensed to: Motorsport Events

Printed: 14.09.2012 17:46:33

posted at:

h

Page 12



Rotax Euro Challenge 2012 Salbris

Rotax Juniors

Salbris 1,495 Km

Qualifying Practice Group J2

14.09.2012 17:30

Qualifying (15:00 Time) started at 17:30:01

Lap	Time of Day	Lap Tm	Diff	S1 Tm	S2 Tm	S3 Tm	Lap	Time of Day	Lap Tm	Diff	S1 Tm	S2 Tm	S3 Tm
6	17:43:33.864	1:04.478	+0.193										
7	17:44:38.244	1:04.380	+0.095										
8	17:45:42.959	1:04.715	+0.430										
(56) Thomas SALVA													
1	17:38:13.054	1:11.289	+7.003										
2	17:39:18.087	1:05.033	+0.747										
3	17:40:22.514	1:04.427	+0.141										
4	17:41:26.800	1:04.286											
5	17:42:31.397	1:04.597	+0.311										
6	17:43:35.878	1:04.481	+0.195										
7	17:44:40.584	1:04.706	+0.420										
8	17:45:45.253	1:04.669	+0.383										
(105) Parker THOMPSON													
1	17:38:03.373	1:09.993	+5.612										
2	17:39:10.792	1:07.419	+3.038										
3	17:40:15.988	1:05.196	+0.815										
4	17:41:22.190	1:06.202	+1.821										
5	17:42:26.744	1:04.554	+0.173										
6	17:43:31.592	1:04.848	+0.467										
7	17:44:35.973	1:04.381											
8	17:45:40.357	1:04.384	+0.003										
(64) Momo OKUDA													
1	17:38:58.448	1:14.144	+9.622										
2	17:40:04.309	1:05.861	+1.339										
3	17:41:08.964	1:04.655	+0.133										
4	17:42:13.486	1:04.522											
5	17:43:18.631	1:05.145	+0.623										
6	17:44:23.171	1:04.540	+0.018										
7	17:45:27.847	1:04.676	+0.154										
(37) Shayur HARPAL													
1	17:38:00.510	1:08.744	+4.167										
2	17:39:09.867	1:09.357	+4.780										
3	17:40:15.690	1:05.823	+1.246										
4	17:41:20.305	1:04.615	+0.038										
5	17:42:24.882	1:04.577											
6	17:43:29.477	1:04.595	+0.018										
7	17:44:34.112	1:04.635	+0.058										
8	17:45:38.949	1:04.837	+0.260										
(99) Philip HAMPRECHT													
1	17:35:50.463	1:07.993	+3.225										
2	17:36:56.004	1:05.541	+0.773										
3	17:38:03.578	1:07.574	+2.806										
4	17:39:09.946	1:06.368	+1.600										
5	17:40:17.266	1:07.320	+2.552										
6	17:41:23.678	1:06.412	+1.644										
7	17:42:28.528	1:04.850	+0.082										
8	17:43:33.296	1:04.768											
9	17:44:38.083	1:04.787	+0.019										
10	17:45:43.184	1:05.101	+0.333										

Timekeeping Ingrid and Meik Wagner:

Clerk of the course Nigel Edwards:

Steward (Chairman) Ian Watson:

Chief Scrutineer Paul Klaassen:

www.mylaps.com

Licensed to: Motorsport Events



Rotax Euro Challenge 2012 Salbris

Rotax Juniors

Salbris 1,495 Km

Total result Qualifying Group J1 / J2

Pos	No.	Name	Nat.	Chassis	Race Team	Total Best Tm	Diff	QJ1 Best Tm	QJ2 Best Tm
1	35	Harry WEBB	GBR	Tonykart	Strawberry Racing	1:03.527		1:03.527	
2	104	Sena SAKAGUCHI	JPN	Formula K	Formula K Europe	1:03.846	0.319		1:03.846
3	40	Jan JONCK	DEN	Tonykart	RS Competition	1:03.857	0.330	1:03.857	
4	69	Ryan ANDERTON	GBR	Tonykart	Coles Racing	1:03.924	0.397		1:03.924
5	53	Guan Yu ZHOU	GBR	Tonykart	Strawberry Racing	1:03.972	0.445	1:03.972	
6	68	Vince HERCSIK	HUN	Birel	Kalman Motorsport	1:04.005	0.478		1:04.005
7	17	Ralf ARON	EST	Tonykart	Aix Racing	1:04.026	0.499		1:04.026
8	61	John WHITE	GBR	Tonykart	RL Racing Dept Ltd	1:04.036	0.509	1:04.036	
9	18	Thomas PREINING	AUT	Formula K	Protrain Racing	1:04.045	0.518		1:04.045
10	50	Lennert VAN BOGAERT	BEL	Sodikart	Bouvin Power	1:04.064	0.537		1:04.064
11	7	Kaan ONDER	TUR	Alonso	Borusan Otomotiv M/Sport	1:04.091	0.564		1:04.091
12	49	Max AITKEN	GBR	Formula K	Protrain Racing	1:04.098	0.571		1:04.098
13	25	Jack BARTHOLOMEW	GBR	Zanardi	Coles Racing	1:04.110	0.583		1:04.110
14	106	Jack WEPRIN	USA	Alonso	Dan Holland Racing	1:04.162	0.635	1:04.162	
15	42	Berkay BESLER	TUR	Tonykart	DNR Racing/Bouvin Power	1:04.191	0.664	1:04.191	
16	70	Max TIMMERMANS	BEL	Formula K	Formula K Europe	1:04.200	0.673		1:04.200
17	26	Jessica BACKMAN	SWE	Tonykart	Strawberry Racing	1:04.218	0.691	1:04.218	
18	9	Janneau ESMEIJER	NED	Intrepid	Team TKP	1:04.219	0.692	1:04.219	
19	98	Sam SCHIPPERS	NED	Intrepid	Team TKP	1:04.229	0.702		1:04.229
20	19	Tobias HOLM	DEN	Kosmic	Star Karting	1:04.264	0.737		1:04.264
21	29	Teodor MORIN	SWE	Kosmic	Soda Kart	1:04.277	0.750		1:04.277
22	45	Sven VAN DER SLIK	NED	Intrepid	Team TKP	1:04.285	0.758		1:04.285
23	56	Thomas SALVA	CZE	MS Kart	MS Kart Racing Team	1:04.286	0.759		1:04.286
24	91	Nicklas OSCARSSON	SWE	Kosmic	Paul Carr Racing	1:04.306	0.779	1:04.306	
25	16	Ryo HIROOKA	JPN	Formula K	Formula K Europe	1:04.328	0.801	1:04.328	
26	87	Tom MEIJER	NED	Formula K	Formula K Europe	1:04.349	0.822	1:04.349	
27	105	Parker THOMPSON	CAN	Birel	Kalman Motorsport	1:04.381	0.854		1:04.381
28	77	Fazio FRANSSEN	NED	Formula K	Formula K Europe	1:04.405	0.878	1:04.405	
29	64	Momo OKUDA	JPN	Formula K	Formula K Europe	1:04.522	0.995		1:04.522
30	37	Shayur HARPAL	RSA	Kosmic	Paul Carr Racing	1:04.577	1.050		1:04.577
31	52	Boris KOLFF	NED	Intrepid	Team TKP	1:04.598	1.071	1:04.598	
32	36	Henrique BAPTISTA	POR	Kosmic	Paul Carr Racing	1:04.679	1.152	1:04.679	
33	65	Emilien CARDE	FRA	Sodikart	Matec Competition	1:04.739	1.212	1:04.739	
34	44	Ameer HASSAN	LIB	Intrepid	Team TKP	1:04.761	1.234	1:04.761	
35	99	Phillip HAMPRECHT	GER	LH Kart	Matis Motorsport	1:04.768	1.241		1:04.768
36	100	Eiza EDUARDAS	LTU	Energy	Energy Racing LT	1:04.981	1.454	1:04.981	
37	101	Rokas BACIUSKA	LTU	Energy	Energy Racing LT	1:05.022	1.495	1:05.022	
38	102	Sacha FENESTRAZ	FRA	Tonykart	Malevaut Sport	1:05.039	1.512	1:05.039	
DQ	89	Joseph BURTON-HARRIS	AUS	Tonykart	R360 Ben George				

Announcements

These results are provisional until the conclusion of any judicial and technical matters

Timekeeping Ingrid and Meik Wagner:

Clerk of the course Nigel Edwards:

www.mylaps.com

Steward (Chairman) Ian Watson:

Chief Scrutineer Paul Klaassen:

Licensed to: Motorsport Events

**Heat organization
Rotax Euro Challenge 2012
Salbris / France
Rotax Max Juniors Group A**

Group	Pos	No.	Firstname	Lastname	Class	Overall BestTm
Group A	1	35	Harry	WEBB	Junior	1:03.527
Group A	5	53	Guan Yu	ZHOU	Junior	1:03.972
Group A	9	18	Thomas	PREINING	Junior	1:04.045
Group A	13	25	Jack	BARTHOLOMEW	Junior	1:04.110
Group A	17	26	Jessica	BACKMAN	Junior	1:04.218
Group A	21	29	Teodor	MORIN	Junior	1:04.277
Group A	25	16	Ryo	HIROOKA	Junior	1:04.328
Group A	29	64	Momo	OKUDA	Junior	1:04.522
Group A	33	65	Emilien	CARDE	Junior	1:04.739
Group A	37	101	Rokas	BACIUSKA	Junior	1:05.022



Clerk of the course Nigel Edwards:

Stewards (Chairman) Ian Watson:

Scrutineer Paul Klaassen:

Timekeeping Ingrid/Meik Wagner:

Printed: 14.09.2012 18:42

Posted at: h

**Heat organization
Rotax Euro Challenge 2012
Salbris / France
Rotax Max Juniors Group B**

Group	Pos	No.	Firstname	Lastname	Class	Overall BestTm
Group B	2	104	Sena	SAKAGUCHI	Junior	1:03.846
Group B	6	68	Vince	HERCSIK	Junior	1:04.005
Group B	10	50	Lennert	VAN BOGAERT	Junior	1:04.064
Group B	14	106	Jack	WEPRIN	Junior	1:04.162
Group B	18	9	Janneau	ESMEIJER	Junior	1:04.219
Group B	22	45	Sven	VAN DER SLIK	Junior	1:04.285
Group B	26	87	Tom	MEIJER	Junior	1:04.349
Group B	30	37	Shayur	HARPAL	Junior	1:04.577
Group B	34	44	Ameer	HASSAN	Junior	1:04.761
Group B	38	102	Sacha	FENESTRAZ	Junior	1:05.039



Clerk of the course Nigel Edwards:

Stewards (Chairman) Ian Watson:

Scrutineer Paul Klaassen:

Timekeeping Ingrid/Meik Wagner:

Printed: 14.09.2012 18:42

Posted at: h

**Heat organization
Rotax Euro Challenge 2012
Salbris / France
Rotax Max Juniors Group C**

Group	Pos	No.	Firstname	Lastname	Class	Overall BestTm
Group C	3	40	Jan	JONCK	Junior	1:03.857
Group C	7	17	Ralf	ARON	Junior	1:04.026
Group C	11	7	Kaan	ONDER	Junior	1:04.091
Group C	15	42	Berkay	BESLER	Junior	1:04.191
Group C	19	98	Sam	SCHIPPERS	Junior	1:04.229
Group C	23	56	Thomas	SALVA	Junior	1:04.286
Group C	27	105	Parker	THOMPSON	Junior	1:04.381
Group C	31	52	Boris	KOLFF	Junior	1:04.598
Group C	35	99	Philip	HAMPRECHT	Junior	1:04.768
Group C	39	89	Joseph	BURTON-HARRIS	Junior	0



Clerk of the course Nigel Edwards:

Stewards (Chairman) Ian Watson:

Scrutineer Paul Klaassen:

Timekeeping Ingrid/Meik Wagner:

Printed: 14.09.2012 18:42

posted at: h

**Heat organization
Rotax Euro Challenge 2012
Salbris / France
Rotax Max Juniors Group D**

Group	Pos	No.	Firstname	Lastname	Class	Overall BestTm
Group D	4	69	Ryan	ANDERTON	Junior	1:03.924
Group D	8	61	Josh	WHITE	Junior	1:04.036
Group D	12	49	Max	AITKEN	Junior	1:04.098
Group D	16	70	Max	TIMMERMANS	Junior	1:04.200
Group D	20	19	Tobias	HOLM	Junior	1:04.264
Group D	24	91	Nicklas	OSCARSSON	Junior	1:04.306
Group D	28	77	Fazio	FRANSSEN	Junior	1:04.405
Group D	32	36	Henrique	BAPTISTA	Junior	1:04.679
Group D	36	100	Eiza	EDUARDAS	Junior	1:04.981



Clerk of the course Nigel Edwards:

Stewards (Chairman) Ian Watson:

Scrutineer Paul Klaassen:

Timekeeping Ingrid/Meik Wagner:

Printed: 14.09.2012 18:42

posted at: h

Rotax Euro Challenge 2012
 Class: Rotax Max Juniors
 Date/Time: 15.09.2012 10:50

Track: Salbris / France
 Heat: Race 3 Qualifying Heat 1 A+B
 Laps: 6

Edition 1

	18	
35		36
	17	
33		34
	16	
31		32
	15	
29		30
	14	
27		28
	13	
25		26
	12	
23		24
	11	
21		22
Rokas BACIUSKA	101	Group A 1:05.022
19	10	Sacha FENESTRAZ
		102
		Group B 1:05.039
Emilien CARDE	65	Group A 1:04.739
17	9	Ameer HASSAN
		44
		Group B 1:04.761
Momo OKUDA	64	Group A 1:04.522
15	8	Shayur HARPAL
		37
		Group B 1:04.577
Ryo HIROOKA	16	Group A 1:04.328
13	7	Tom MEIJER
		87
		Group B 1:04.349
Teodor MORIN	29	Group A 1:04.277
11	6	Sven VAN DER SLIK
		45
		Group B 1:04.285
Jessica BACKMAN	26	Group A 1:04.218
9	5	Janneau ESMEIJER
		9
		Group B 1:04.219
Jack BARTHOLOMEV	25	Group A 1:04.110
7	4	Jack WEPRIN
		106
		Group B 1:04.162
Thomas PREINING	18	Group A 1:04.045
5	3	Lennert VAN BOGAERT
		50
		Group B 1:04.064
Guan Yu ZHOU	53	Group A 1:03.972
3	2	Vince HERCSIK
		68
		Group B 1:04.005
Harry WEBB	35	Group A 1:03.527
1	1	Sena SAKAGUCHI
		104
		Group B 1:03.846
	Row	2

Pole Position

Clerk of the course Nigel Edwards:
 Stewards (Chairman) Ian Watson:

Scrutineer Paul Klaassen:
 Timekeeping Ingrid/Meik Wagner:

Rotax Euro Challenge 2012
 Class: Rotax Max Juniors
 Date/Time: 15.09.2012 11:10

Track: Salbris / France
 Heat: Race 4 Qualifying Heat 2 C+D
 Laps: 6

Edition 1

	18	
35		36
	17	
33		34
	16	
31		32
	15	
29		30
	14	
27		28
	13	
25		26
	12	
23		24
	11	
21		22
Joseph BURTON-HARRI 89 Group C 0	10	
19		20
Philip HAMPRECHT 99 Group C 1:04.768	9	Eiza EDUARDAS 100 Group D 1:04.981
17		18
Boris KOLFF 52 Group C 1:04.598	8	Henrique BAPTISTA 36 Group D 1:04.679
15		16
Parker THOMPSON 105 Group C 1:04.381	7	Fazio FRANSSSEN 77 Group D 1:04.405
13		14
Thomas SALVA 56 Group C 1:04.286	6	Nicklas OSCARSSON 91 Group D 1:04.306
11		12
Sam SCHIPPERS 98 Group C 1:04.229	5	Tobias HOLM 19 Group D 1:04.264
9		10
Berkay BESLER 42 Group C 1:04.191	4	Max TIMMERMANS 70 Group D 1:04.200
7		8
Kaan ONDER 7 Group C 1:04.091	3	Max AITKEN 49 Group D 1:04.098
5		6
Ralf ARON 17 Group C 1:04.026	2	Josh WHITE 61 Group D 1:04.036
3		4
Jan JONCK 40 Group C 1:03.857	1	Ryan ANDERTON 69 Group D 1:03.924
1	Row	2

Pole Position

Clerk of the course Nigel Edwards:
 Stewards (Chairman) Ian Watson:

Scrutineer Paul Klaassen:
 Timekeeping Ingrid/Meik Wagner:

Rotax Euro Challenge 2012
 Class: Rotax Max Juniors
 Date/Time: 15.09.2012 13:40

Track: Salbris / France
 Heat: Race 10 Qualifying Heat 3 B+C
 Laps: 6

Edition 1

	18	
35		36
	17	
33		34
	16	
31		32
	15	
29		30
	14	
27		28
	13	
25		26
	12	
23		24
	11	
21		22
Sacha FENESTRAZ	102	Group B 1:05.039
19	10	Joseph BURTON-HARRI
		89
		20
Ameer HASSAN	44	Group B 1:04.761
17	9	Philip HAMPRECHT
		99
		18
Shayur HARPAL	37	Group B 1:04.577
15	8	Boris KOLFF
		52
		16
Tom MEIJER	87	Group B 1:04.349
13	7	Parker THOMPSON
		105
		14
Sven VAN DER SLIK	45	Group B 1:04.285
11	6	Thomas SALVA
		56
		12
Janneau ESMEIJER	9	Group B 1:04.219
9	5	Sam SCHIPPERS
		98
		10
Jack WEPRIN	106	Group B 1:04.162
7	4	Berkay BESLER
		42
		8
Lennert VAN BOGAERT	50	Group B 1:04.064
5	3	Kaan ONDER
		7
		6
Vince HERCSIK	68	Group B 1:04.005
3	2	Ralf ARON
		17
		4
Sena SAKAGUCHI	104	Group B 1:03.846
1	1	Jan JONCK
		40
		2
	Row	

Pole Position

Clerk of the course Nigel Edwards:
 Stewards (Chairman) Ian Watson:

Scrutineer Paul Klaassen:
 Timekeeping Ingrid/Meik Wagner:

Rotax Euro Challenge 2012
 Class: Rotax Max Juniors
 Date/Time: 15.09.2012 14:00

Track: Salbris / France
 Heat: Race 11 Qualifying Heat 4 A+D
 Laps: 6

Edition 1

	18	
35		36
	17	
33		34
	16	
31		32
	15	
29		30
	14	
27		28
	13	
25		26
	12	
23		24
	11	
21		22
Rokas BACIUSKA Group A 1:05.022	10	
19		20
Emilien CARDE Group A 1:04.739	9	Eiza EDUARDAS Group D 1:04.981
17		18
Momo OKUDA Group A 1:04.522	8	Henrique BAPTISTA Group D 1:04.679
15		16
Ryo HIROOKA Group A 1:04.328	7	Fazio FRANSSSEN Group D 1:04.405
13		14
Teodor MORIN Group A 1:04.277	6	Nicklas OSCARSSON Group D 1:04.306
11		12
Jessica BACKMAN Group A 1:04.218	5	Tobias HOLM Group D 1:04.264
9		10
Jack BARTHOLOMEV Group A 1:04.110	4	Max TIMMERMANS Group D 1:04.200
7		8
Thomas PREINING Group A 1:04.045	3	Max AITKEN Group D 1:04.098
5		6
Guan Yu ZHOU Group A 1:03.972	2	Josh WHITE Group D 1:04.036
3		4
Harry WEBB Group A 1:03.527	1	Ryan ANDERTON Group D 1:03.924
1		2

Pole Position

Clerk of the course Nigel Edwards:
 Stewards (Chairman) Ian Watson:

Scrutineer Paul Klaassen:
 Timekeeping Ingrid/Meik Wagner:

Rotax Euro Challenge 2012
 Class: Rotax Max Juniors
 Date/Time: 15.09.2012 16:20

Track: Salbris / France
 Heat: Race 17 Qualifying Heat 5 A+C
 Laps: 6

Edition 1

	18	
35		36
	17	
33		34
	16	
31		32
	15	
29		30
	14	
27		28
	13	
25		26
	12	
23		24
	11	
21		22
Rokas BACIUSKA	101	Group A 1:05.022
19	10	Joseph BURTON-HARRI
Emilien CARDE	65	Group A 1:04.739
17	9	Philip HAMPRECHT
Momo OKUDA	64	Group A 1:04.522
15	8	Boris KOLFF
Ryo HIROOKA	16	Group A 1:04.328
13	7	Parker THOMPSON
Teodor MORIN	29	Group A 1:04.277
11	6	Thomas SALVA
Jessica BACKMAN	26	Group A 1:04.218
9	5	Sam SCHIPPERS
Jack BARTHOLOMEV	25	Group A 1:04.110
7	4	Berkay BESLER
Thomas PREINING	18	Group A 1:04.045
5	3	Kaan ONDER
Guan Yu ZHOU	53	Group A 1:03.972
3	2	Ralf ARON
Harry WEBB	35	Group A 1:03.527
1	1	Jan JONCK
	Row	2

Pole Position

Clerk of the course Nigel Edwards:
 Stewards (Chairman) Ian Watson:

Scrutineer Paul Klaassen:
 Timekeeping Ingrid/Meik Wagner:

Rotax Euro Challenge 2012
 Class: Rotax Max Juniors
 Date/Time: 15.09.2012 16:40

Track: Salbris / France
 Heat: Race 18 Qualifying Heat 6 B+D
 Laps: 6

Edition 1

	18	
35		36
	17	
33		34
	16	
31		32
	15	
29		30
	14	
27		28
	13	
25		26
	12	
23		24
	11	
21		22
Sacha FENESTRAZ Group B 1:05.039	10	
19		20
Ameer HASSAN Group B 1:04.761	9	Eiza EDUARDAS Group D 1:04.981
17		18
Shayur HARPAL Group B 1:04.577	8	Henrique BAPTISTA Group D 1:04.679
15		16
Tom MEIJER Group B 1:04.349	7	Fazio FRANSSSEN Group D 1:04.405
13		14
Sven VAN DER SLIK Group B 1:04.285	6	Nicklas OSCARSSON Group D 1:04.306
11		12
Janneau ESMEIJER Group B 1:04.219	5	Tobias HOLM Group D 1:04.264
9		10
Jack WEPRIN Group B 1:04.162	4	Max TIMMERMANS Group D 1:04.200
7		8
Lennert VAN BOGAERT Group B 1:04.064	3	Max AITKEN Group D 1:04.098
5		6
Vince HERCSIK Group B 1:04.005	2	Josh WHITE Group D 1:04.036
3		4
Sena SAKAGUCHI Group B 1:03.846	1	Ryan ANDERTON Group D 1:03.924
1	Row	2

Pole Position

Clerk of the course Nigel Edwards:
 Stewards (Chairman) Ian Watson:

Scrutineer Paul Klaassen:
 Timekeeping Ingrid/Meik Wagner:



Rotax Euro Challenge 2012 Salbris

Rotax Juniors

Salbris 1,495 Km

Warm up Even Numbers

15.09.2012 09:20

Practice (5:00 Time) started at 9:22:01

Pos	No.	Name	Nat.	Chassis	Race Team	Laps	Best Tm	Diff	Gap In Lap	km/h
1	26	Jessica BACKMAN	SWE	Tonykart	Strawberry Racing	5	1:04.053			84,024
2	68	Vince HERCSIK	HUN	Birel	Kalman Motorsport	5	1:04.071	0.018	0.018	84,001
3	106	Jack WEPRIN	USA	Alonso	Dan Holland Racing	5	1:04.128	0.075	0.057	83,926
4	18	Thomas PREINING	AUT	Formula K	Protrain Racing	5	1:04.165	0.112	0.037	83,878
5	40	Jan JONCK	DEN	Tonykart	RS Competition	5	1:04.202	0.149	0.037	83,829
6	64	Momo OKUDA	JPN	Formula K	Formula K Europe	5	1:04.326	0.273	0.124	83,668
7	42	Berkay BESLER	TUR	Tonykart	DNR Racing/Bouvin Power	5	1:04.343	0.290	0.017	83,645
8	50	Lennert VAN BOGAERT	BEL	Sodikart	Bouvin Power	4	1:04.361	0.308	0.018	83,622
9	36	Henrique BAPTISTA	POR	Kosmic	Paul Carr Racing	5	1:04.366	0.313	0.005	83,616
10	70	Max TIMMERMANS	BEL	Formula K	Formula K Europe	5	1:04.474	0.421	0.108	83,476
11	56	Thomas SALVA	CZE	MS Kart	MS Kart Racing Team	5	1:04.548	0.495	0.074	83,380
12	16	Ryo HIROOKA	JPN	Formula K	Formula K Europe	5	1:04.549	0.496	0.001	83,379
13	104	Sena SAKAGUCHI	JPN	Formula K	Formula K Europe	4	1:04.601	0.548	0.052	83,311
14	44	Ameer HASSAN	LIB	Intrepid	Team TKP	5	1:04.630	0.577	0.029	83,274
15	52	Boris KOLFF	NED	Intrepid	Team TKP	5	1:04.740	0.687	0.110	83,133
16	98	Sam SCHIPPERS	NED	Intrepid	Team TKP	4	1:04.891	0.838	0.151	82,939
17	100	Eiza EDUARDAS	LTU	Energy	Energy Racing LT	4	1:05.439	1.386	0.548	82,245
18	102	Sacha FENESTRAZ	FRA	Tonykart	Malevaut Sport	4	1:05.532	1.479	0.093	82,128

Timekeeping Ingrid and Meik Wagner:

Clerk of the course Nigel Edwards:

Steward (Chairman) Ian Watson:

Chief Scrutineer Paul Klaassen:

www.mylaps.com

Licensed to: Motorsport Events



Rotax Euro Challenge 2012 Salbris

Rotax Juniors

Salbris 1,495 Km

Warm up Odd Numbers

15.09.2012 09:30

Practice (5:00 Time) started at 9:30:00

Pos	No.	Name	Nat.	Chassis	Race Team	Laps	Best Tm	Diff	Gap In Lap	km/h
1	35	Harry WEBB	GBR	Tonykart	Strawberry Racing	4	1:03.800			
2	89	Joseph BURTON-HARRIS	AUS	Tonykart	R360 Ben George	4	1:03.870	0.070	0.070	4 84,265
3	9	Janneau ESMEIJER	NED	Intrepid	Team TKP	5	1:03.874	0.074	0.004	5 84,260
4	25	Jack BARTHOLOMEW	GBR	Zanardi	Coles Racing	5	1:04.025	0.225	0.151	5 84,061
5	61	Josh WHITE	GBR	Tonykart	RL Racing Dept Ltd	4	1:04.056	0.256	0.031	4 84,020
6	17	Ralf ARON	EST	Tonykart	Aix Racing	4	1:04.113	0.313	0.057	3 83,946
7	49	Max AITKEN	GBR	Formula K	Protrain Racing	5	1:04.130	0.330	0.017	3 83,923
8	69	Ryan ANDERTON	GBR	Tonykart	Coles Racing	4	1:04.136	0.336	0.006	3 83,915
9	19	Tobias HOLM	DEN	Kosmic	Star Karting	4	1:04.235	0.435	0.099	4 83,786
10	53	Guan Yu ZHOU	GBR	Tonykart	Strawberry Racing	5	1:04.266	0.466	0.031	5 83,746
11	77	Fazio FRANSSEN	NED	Formula K	Formula K Europe	5	1:04.305	0.505	0.039	4 83,695
12	37	Shayur HARPAL	RSA	Kosmic	Paul Carr Racing	5	1:04.374	0.574	0.069	5 83,605
13	45	Sven VAN DER SLIK	NED	Intrepid	Team TKP	5	1:04.431	0.631	0.057	5 83,531
14	87	Tom MEIJER	NED	Formula K	Formula K Europe	4	1:04.432	0.632	0.001	4 83,530
15	7	Kaan ONDER	TUR	Alonso	Borusan Otomotiv M/Sport	5	1:04.493	0.693	0.061	3 83,451
16	91	Nicklas OSCARSSON	SWE	Kosmic	Paul Carr Racing	5	1:04.498	0.698	0.005	5 83,444
17	105	Parker THOMPSON	CAN	Birel	Kalman Motorsport	4	1:04.803	1.003	0.305	3 83,052
18	65	Emilien CARDE	FRA	Sodikart	Matec Competition	5	1:05.319	1.519	0.516	5 82,396
19	99	Philip HAMPRECHT	GER	LH Kart	Matis Motorsport	4	1:05.453	1.653	0.134	4 82,227
20	101	Rokas BACIUSKA	LTU	Energy	Energy Racing LT	3	1:06.314	2.514	0.861	3 81,159
21	29	Teodor MORIN	SWE	Kosmic	Soda Kart					0 -

Timekeeping Ingrid and Meik Wagner:

Clerk of the course Nigel Edwards:

Steward (Chairman) Ian Watson:

Chief Scrutineer Paul Klaassen:

www.mylaps.com

Licensed to: Motorsport Events



Rotax Euro Challenge 2012 Salbris

Rotax Juniors

Salbris 1,495 Km

RACE 3 Qualifying Heat 1 A-B

15.09.2012 10:50

Race (6 Laps) started at 10:53:27

Pos	No.	Name	Nat.	Chassis	Race Team	Laps	Total Tm	Diff	Best Tm	In Lap	km/h	Points
1	35	Harry WEBB	GBR	Tonykart	Strawberry Racing	6	6:28.208		1:04.445	5	83,513	0
2	53	Guan Yu ZHOU	GBR	Tonykart	Strawberry Racing	6	6:28.483	0.275	1:04.309	6	83,690	2
3	9	Janneau ESMEIJER	NED	Intrepid	Team TKP	6	6:29.611	1.403	1:04.298	6	83,704	3
4	18	Thomas PREINING	AUT	Formula K	Protrain Racing	6	6:30.051	1.843	1:04.110	6	83,949	4
5	106	Jack WEPRIN	USA	Alonso	Dan Holland Racing	6	6:31.834	3.626	1:04.523	2	83,412	5
6	87	Tom MEIJER	NED	Formula K	Formula K Europe	6	6:32.072	3.864	1:04.516	4	83,421	6
7	50	Lennert VAN BOGAERT	BEL	Sodikart	Bouvin Power	6	6:32.123	3.915	1:04.535	4	83,397	7
8	25	Jack BARTHOLOMEW	GBR	Zanardi	Coles Racing	6	6:33.073	4.865	1:04.420	4	83,545	8
9	16	Ryo HIROOKA	JPN	Formula K	Formula K Europe	6	6:33.646	5.438	1:04.541	6	83,389	9
10	45	Sven VAN DER SLIK	NED	Intrepid	Team TKP	6	6:33.979	5.771	1:04.553	6	83,373	10
11	64	Momo OKUDA	JPN	Formula K	Formula K Europe	6	6:35.081	6.873	1:04.543	4	83,386	11
12	44	Ameer HASSAN	LIB	Intrepid	Team TKP	6	6:35.757	7.549	1:04.861	3	82,977	12
13	68	Vince HERCSIK	HUN	Birel	Kalman Motorsport	6	6:37.171	8.963	1:04.273	6	83,737	13
14	26	Jessica BACKMAN	SWE	Tonykart	Strawberry Racing	6	6:39.726	11.518	1:04.540	6	83,390	14
15	102	Sacha FENESTRAZ	FRA	Tonykart	Malevaut Sport	6	6:40.853	12.645	1:05.067	6	82,715	15
16	65	Emilien CARDE	FRA	Sodikart	Matec Competition	6	6:41.562	13.354	1:05.069	4	82,712	16
17	37	Shayur HARPAL	RSA	Kosmic	Paul Carr Racing	6	6:44.994	16.786	1:05.017	6	82,778	17
18	29	Teodor MORIN	SWE	Kosmic	Soda Kart	2	2:21.039	4 Laps	1:07.019	1	80,306	18
19	101	Rokas BACIUSKA	LTU	Energy	Energy Racing LT	1	1:10.749	5 Laps	1:09.914	1	76,980	19
20	104	Sena SAKAGUCHI	JPN	Formula K	Formula K Europe					0	-	20

Announcements

These results are provisional until the conclusion of any judicial and technical matters

Started: 20 Classified: 20 Not classified: 0

Margin of Victory	Ø km/h	Best Lap Tm	km/h	Best Lap by
0.275	83,182	1:04.110	83,949	18 - Thomas PREINING

Official Timing www.camp-company.de / www.motorsport-events.se

Orbits

Timekeeping Ingrid and Meik Wagner:

Clerk of the course Nigel Edwards:

www.mylaps.com

Steward (Chairman) Ian Watson:

Chief Scrutineer Paul Klaassen:

Licensed to: Motorsport Events

Printed: 15.09.2012 11:01:18

posted at:

h



Rotax Euro Challenge 2012 Salbris

Rotax Juniors

Salbris 1,495 Km

RACE 3 Qualifying Heat 1 A-B

15.09.2012 10:50

Race (6 Laps) started at 10:53:27

Lap	Time of Day	Lap Tm	Diff	S1 Tm	S2 Tm	S3 Tm	Lap	Time of Day	Lap Tm	Diff	S1 Tm	S2 Tm	S3 Tm
3	10:56:57.371	1:05.668	+0.651	23.090	19.326	23.252							
4	10:58:02.718	1:05.347	+0.330	22.876	19.204	23.267							
5	10:59:07.768	1:05.050	+0.033	22.814	19.051	23.185							
6	11:00:12.785	1:05.017		22.672	19.112	23.233							

(29) Teodor MORIN

1	10:54:35.225	1:07.019		24.255	19.201	23.563
2	10:55:48.830	1:13.605	+6.586	30.931	19.513	23.161

(101) Rokas BACIUSKA

1	10:54:38.540	1:09.914		26.872	19.576	23.466
---	--------------	-----------------	--	--------	---------------	---------------



Rotax Euro Challenge 2012 Salbris

Rotax Juniors

Salbris 1,495 Km

RACE 4 Qualifying Heat 2 C-D

15.09.2012 11:10

Race (6 Laps) started at 11:14:18

Pos	No.	Name	Nat.	Chassis	Race Team	Laps	Total Tm	Diff	Best Tm	In Lap	km/h	Points
1	40	Jan JONCK	DEN	Tonykart	RS Competition	6	6:30.680		1:04.660	5	83,235	0
2	89	Joseph BURTON-HARRIS	AUS	Tonykart	R360 Ben George	6	6:32.918	2.238	1:04.515	5	83,422	2
3	77	Fazio FRANSSSEN	NED	Formula K	Formula K Europe	6	6:34.838	4.158	1:04.648	5	83,251	3
4	17	Ralf ARON	EST	Tonykart	Aix Racing	6	6:34.984	4.304	1:04.677	5	83,214	4
5	19	Tobias HOLM	DEN	Kosmic	Star Karting	6	6:35.200	4.520	1:04.712	5	83,169	5
6	98	Sam SCHIPPERS	NED	Intrepid	Team TKP	6	6:35.355	4.675	1:04.461	4	83,492	6
7	56	Thomas SALVA	CZE	MS Kart	MS Kart Racing Team	6	6:35.676	4.996	1:04.834	5	83,012	7
8	49	Max AITKEN	GBR	Formula K	Protrain Racing	6	6:40.962	10.282	1:04.501	4	83,441	8
9	42	Berkay BESLER	TUR	Tonykart	DNR Racing/Bouvin Power	6	6:41.010	10.330	1:04.790	4	83,068	9
10	7	Kaan ONDER	TUR	Alonso	Borusan Otomotiv M/Sport	6	6:41.196	10.516	1:04.651	4	83,247	10
11	70	Max TIMMERMANS	BEL	Formula K	Formula K Europe	6	6:41.464	10.784	1:05.000	4	82,800	11
12	52	Boris KOLFF	NED	Intrepid	Team TKP	6	6:41.482	10.802	1:05.423	6	82,265	12
13	91	Nicklas OSCARSSON	SWE	Kosmic	Paul Carr Racing	6	6:43.896	13.216	1:04.985	5	82,819	13
14	99	Philip HAMPRECHT	GER	LH Kart	Matis Motorsport	6	6:45.784	15.104	1:05.207	4	82,537	14
15	36	Henrique BAPTISTA	POR	Kosmic	Paul Carr Racing	6	6:49.549	18.869	1:04.954	4	82,859	15
16	69	Ryan ANDERTON	GBR	Tonykart	Coles Racing	6	6:54.271	23.591	1:04.512	2	83,426	16
17	105	Parker THOMPSON	CAN	Birel	Kalman Motorsport	4	4:27.559	2 Laps	1:04.757	4	83,111	17
18	61	Josh WHITE	GBR	Tonykart	RL Racing Dept Ltd		0.127	6 Laps		0	-	18
19	100	Eiza EDUARDAS	LTU	Energy	Energy Racing LT		0.708	6 Laps		0	-	19

Announcements

These results are provisional until the conclusion of any judicial and technical matters

Started: 19 Classified: 19 Not classified: 0

No. 49 warning board

Margin of Victory	Ø km/h	Best Lap Tm	km/h	Best Lap by
2.238	82,656	1:04.461	83,492	98 - Sam SCHIPPERS

Official Timing www.camp-company.de / www.motorsport-events.se

Orbits

Timekeeping Ingrid and Meik Wagner:

Clerk of the course Nigel Edwards:

www.mylaps.com

Steward (Chairman) Ian Watson:

Chief Scrutineer Paul Klaassen:

Licensed to: Motorsport Events

Printed: 15.09.2012 11:43:03

posted at:

h



Rotax Euro Challenge 2012 Salbris

Rotax Juniors

Salbris 1,495 Km

RACE 4 Qualifying Heat 2 C-D

15.09.2012 11:10

Race (6 Laps) started at 11:14:18

Lap	Time of Day	Lap Tm	Diff	S1 Tm	S2 Tm	S3 Tm	Lap	Time of Day	Lap Tm	Diff	S1 Tm	S2 Tm	S3 Tm
3	11:17:41.169	1:06.680	+1.923	23.622	19.902	23.156							
4	11:18:45.926	1:04.757		22.580	19.124	23.053							

Timekeeping Ingrid and Meik Wagner:

Clerk of the course Nigel Edwards:

Steward (Chairman) Ian Watson:

Chief Scrutineer Paul Klaassen:

www.mylaps.com

Printed: 15.09.2012 11:23:11

posted at:

h

Licensed to: Motorsport Events



Rotax Euro Challenge 2012 Salbris

Rotax Juniors

Salbris 1,495 Km

RACE 10 Qualifying Heat 3 B-C

-NEW-

15.09.2012 13:40

Race (6 Laps) started at 13:42:49

Pos	No.	Name	Nat.	Chassis	Race Team	Laps	Total Tm	Diff	Best Tm	In Lap	km/h	Points
1	40	Jan JONCK	DEN	Tonykart	RS Competition	6	6:31.226		1:04.438	5	83,522	0
2	104	Sena SAKAGUCHI	JPN	Formula K	Formula K Europe	6	6:31.508	0.282	1:04.650	5	83,248	2
3	42	Berkay BESLER	TUR	Tonykart	DNR Racing/Bouvin Power	6	6:32.389	1.163	1:04.469	5	83,482	3
4	17	Ralf ARON	EST	Tonykart	Aix Racing	6	6:32.890	1.664	1:04.661	5	83,234	4
5	7	Kaan ONDER	TUR	Alonso	Borusan Otomotiv M/Sport	6	6:34.703	3.477	1:04.947	5	82,868	5
6	106	Jack WEPRIN	USA	Alonso	Dan Holland Racing	6	6:34.917	3.691	1:04.601	6	83,311	6
7	105	Parker THOMPSON	CAN	Birel	Kalman Motorsport	6	6:36.249	5.023	1:04.951	4	82,862	7
8	98	Sam SCHIPPERS	NED	Intrepid	Team TKP	6	6:36.574	5.348	1:04.860	5	82,979	8
9	68	Vince HERCSIK	HUN	Birel	Kalman Motorsport	6	6:36.668	5.442	1:04.872	6	82,963	9
10	9	Janneau ESMEIJER	NED	Intrepid	Team TKP	6	6:37.331	6.105	1:04.539	4	83,391	10
11	50	Lennert VAN BOGAERT	BEL	Sodikart	Bouvin Power	6	6:38.221	6.995	1:04.809	4	83,044	11
12	44	Ameer HASSAN	LIB	Intrepid	Team TKP	6	6:38.550	7.324	1:04.866	4	82,971	12
13	45	Sven VAN DER SLIK	NED	Intrepid	Team TKP	6	6:38.692	7.466	1:04.970	6	82,838	13
14	37	Shayur HARPAL	RSA	Kosmic	Paul Carr Racing	6	6:39.609	8.383	1:04.870	5	82,966	14
15	87	Tom MEIJER	NED	Formula K	Formula K Europe	6	6:39.741	8.515	1:05.006	4	82,792	15
16	99	Philip HAMPRECHT	GER	LH Kart	Matis Motorsport	6	6:39.858	8.632	1:04.906	5	82,920	16
17	102	Sacha FENESTRAZ	FRA	Tonykart	Malevaut Sport	6	6:40.175	8.949	1:05.200	6	82,546	17
18	56	Thomas SALVA	CZE	MS Kart	MS Kart Racing Team	6	6:53.402	22.176	1:05.189	3	82,560	18
19	52	Boris KOLFF	NED	Intrepid	Team TKP	6	7:07.440	36.214	1:04.914	4	82,910	19

Not classified

DQ	89	Joseph BURTON-HARRIS	AUS	Tonykart	R360 Ben George	6	6:35.869	DQ	1:04.714	5	83,166	22
----	----	----------------------	-----	----------	-----------------	---	----------	----	----------	---	--------	----

Announcements

These results are provisional until the conclusion of any judicial and technical matters

No. 98 + 9 + 17 warning board

Started: 20 Classified: 19 Not classified: 1

No. 89 excluded from Heat 3 B-C / reason technical non conformity

Margin of Victory	Ø km/h	Best Lap Tm	km/h	Best Lap by
0.282	82,541	1:04.438	83,522	40 - Jan JONCK

Official Timing www.camp-company.de / www.motorsport-events.se

Orbits

Timekeeping Ingrid and Meik Wagner:

Clerk of the course Nigel Edwards:

www.mylaps.com

Steward (Chairman) Ian Watson:

Chief Scrutineer Paul Klaassen:

Licensed to: Motorsport Events

Printed: 15.09.2012 14:38:39

posted at:

h



Rotax Euro Challenge 2012 Salbris

Rotax Juniors

Salbris 1,495 Km

RACE 10 Qualifying Heat 3 B-C

15.09.2012 13:40

Race (6 Laps) started at 13:42:49

Lap	Time of Day	Lap Tm	Diff	S1 Tm	S2 Tm	S3 Tm	Lap	Time of Day	Lap Tm	Diff	S1 Tm	S2 Tm	S3 Tm
3	13:46:13.424	1:06.318	+1.412	23.129	20.033	23.156							
4	13:47:18.960	1:05.536	+0.630	22.669	19.268	23.599							
5	13:48:23.866	1:04.906		22.690	19.160	23.056							
6	13:49:29.384	1:05.518	+0.612	22.715	19.267	23.536							

(102) Sacha FENESTRAZ

1	13:44:01.836	1:11.317	+6.117	26.929	20.325	24.063
2	13:45:07.756	1:05.920	+0.720	23.224	19.458	23.238
3	13:46:13.732	1:05.976	+0.776	23.231	19.440	23.305
4	13:47:19.128	1:05.396	+0.196	22.749	19.411	23.236
5	13:48:24.501	1:05.373	+0.173	22.821	19.316	23.236
6	13:49:29.701	1:05.200		22.672	19.247	23.281

(56) Thomas SALVA

1	13:44:16.155	1:26.261	+21.072	43.503	19.456	23.302
2	13:45:21.643	1:05.488	+0.299	22.964	19.274	23.250
3	13:46:26.832	1:05.189		22.892	19.193	23.104
4	13:47:32.111	1:05.279	+0.090	22.856	19.253	23.170
5	13:48:37.421	1:05.310	+0.121	22.802	19.216	23.292
6	13:49:42.928	1:05.507	+0.318	22.938	19.253	23.316

(52) Boris KOLFF

1	13:44:01.043	1:10.995	+6.081	26.452	21.155	23.388
2	13:45:06.637	1:05.594	+0.680	23.082	19.292	23.220
3	13:46:11.871	1:05.234	+0.320	22.812	19.318	23.104
4	13:47:16.785	1:04.914		22.578	19.301	23.035
5	13:48:50.204	1:33.419	+28.505	22.619	19.928	50.872
6	13:49:56.966	1:06.762	+1.848	23.518	19.453	23.791



Rotax Euro Challenge 2012 Salbris

Rotax Juniors

Salbris 1,495 Km

RACE 11 Qualifying Heat 4 A-D **-NEW-**

15.09.2012 14:00

Race (6 Laps) started at 14:03:18

Pos	No.	Name	Nat.	Chassis	Race Team	Laps	Total Tm	Diff	Best Tm	In Lap	km/h	Points
1	35	Harry WEBB	GBR	Tonykart	Strawberry Racing	6	6:27.602		1:04.186	5	83,850	0
2	53	Guan Yu ZHOU	GBR	Tonykart	Strawberry Racing	6	6:30.680	3.078	1:04.482	4	83,465	2
3	61	Josh WHITE	GBR	Tonykart	RL Racing Dept Ltd	6	6:31.032	3.430	1:04.165	5	83,878	3
4	18	Thomas PREINING	AUT	Formula K	Protrain Racing	6	6:31.268	3.666	1:04.390	3	83,584	4
5	69	Ryan ANDERTON	GBR	Tonykart	Coles Racing	6	6:32.221	4.619	1:04.451	4	83,505	5
6	49	Max AITKEN	GBR	Formula K	Protrain Racing	6	6:33.003	5.401	1:04.348	5	83,639	6
7	70	Max TIMMERMANS	BEL	Formula K	Formula K Europe	6	6:33.209	5.607	1:04.570	5	83,351	7
8	77	Fazio FRANSEN	NED	Formula K	Formula K Europe	6	6:33.475	5.873	1:04.495	4	83,448	8
9	29	Teodor MORIN	SWE	Kosmic	Soda Kart	6	6:33.899	6.297	1:04.233	6	83,789	9
10	19	Tobias HOLM	DEN	Kosmic	Star Karting	6	6:36.953	9.351	1:04.733	4	83,142	10
11	64	Momo OKUDA	JPN	Formula K	Formula K Europe	6	6:37.315	9.713	1:04.851	5	82,990	11
12	36	Henrique BAPTISTA	POR	Kosmic	Paul Carr Racing	6	6:37.948	10.346	1:04.751	4	83,118	12
13	65	Emilien CARDE	FRA	Sodikart	Matec Competition	6	6:38.731	11.129	1:05.106	5	82,665	13
14	91	Nicklas OSCARSSON	SWE	Kosmic	Paul Carr Racing	6	6:38.946	11.344	1:04.759	4	83,108	14
15	16	Ryo HIROOKA	JPN	Formula K	Formula K Europe	6	6:39.122	11.520	1:05.057	5	82,727	15
16	25	Jack BARTHOLOMEW	GBR	Zanardi	Coles Racing	6	6:39.177	11.575	1:04.098	5	83,965	16
17	100	Eiza EDUARDAS	LTU	Energy	Energy Racing LT	6	6:40.186	12.584	1:05.102	5	82,670	17
18	26	Jessica BACKMAN	SWE	Tonykart	Strawberry Racing	2	2:12.765	4 Laps	1:04.620	2	83,287	18

Not classified

DQ	101	Rokas BACIUSKA	LTU	Energy	Energy Racing LT	6	6:38.529	DQ	1:04.963	6	82,847	22
----	-----	----------------	-----	--------	------------------	---	----------	----	----------	---	--------	----

Announcements

These results are provisional until the conclusion of any judicial and technical matters

Started: 19 Classified: 18 Not classified: 1

No. 101 excluded from Heat 4 A-D / reason technical non conformity

Margin of Victory	Ø km/h	Best Lap Tm	km/h	Best Lap by
3.078	83,312	1:04.098	83,965	25 - Jack BARTHOLOMEW

Official Timing www.camp-company.de / www.motorsport-events.se

Orbits

Timekeeping Ingrid and Meik Wagner:

Clerk of the course Nigel Edwards:

www.mylaps.com

Steward (Chairman) Ian Watson:

Chief Scrutineer Paul Klaassen:

Licensed to: Motorsport Events

Printed: 15.09.2012 15:08:43

posted at:

h



Rotax Euro Challenge 2012 Salbris

Rotax Juniors

Salbris 1,495 Km

RACE 11 Qualifying Heat 4 A-D

15.09.2012 14:00

Race (6 Laps) started at 14:03:18

Lap	Time of Day	Lap Tm	Diff	S1 Tm	S2 Tm	S3 Tm
3	14:06:44.511	1:13.223	+9.125	22.446	27.606	23.171
4	14:07:49.016	1:04.505	+0.407	22.463	19.029	23.013
5	14:08:53.114	1:04.098		22.302	18.902	22.894
6	14:09:57.373	1:04.259	+0.161	22.419	18.956	22.884

Lap	Time of Day	Lap Tm	Diff	S1 Tm	S2 Tm	S3 Tm
3	14:06:44.511	1:13.223	+9.125	22.446	27.606	23.171
4	14:07:49.016	1:04.505	+0.407	22.463	19.029	23.013
5	14:08:53.114	1:04.098		22.302	18.902	22.894
6	14:09:57.373	1:04.259	+0.161	22.419	18.956	22.884

(100) Eiza EDUARDAS

1	14:04:29.495	1:10.483	+5.381	27.214	19.699	23.570
2	14:05:36.493	1:06.998	+1.896	23.341	19.958	23.699
3	14:06:42.298	1:05.805	+0.703	23.184	19.321	23.300
4	14:07:47.932	1:05.634	+0.532	23.117	19.213	23.304
5	14:08:53.034	1:05.102		22.734	19.129	23.239
6	14:09:58.382	1:05.348	+0.246	22.961	19.166	23.221

(26) Jessica BACKMAN

1	14:04:26.341	1:07.752	+3.132	25.275	19.301	23.176
2	14:05:30.961	1:04.620		22.562	19.074	22.984



Rotax Euro Challenge 2012 Salbris

Rotax Juniors

Salbris 1,495 Km

RACE 17 Qualifying Heat 5 A-C **-NEW-**

15.09.2012 16:20

Race (6 Laps) started at 16:23:09

Pos	No.	Name	Nat.	Chassis	Race Team	Laps	Total Tm	Diff	Best Tm	In Lap	km/h	Points
1	35	Harry WEBB	GBR	Tonykart	Strawberry Racing	6	6:28.294		1:04.227	5	83,797	0
2	53	Guan Yu ZHOU	GBR	Tonykart	Strawberry Racing	6	6:28.926	0.632	1:04.378	6	83,600	2
3	40	Jan JONCK	DEN	Tonykart	RS Competition	6	6:29.834	1.540	1:04.434	6	83,527	3
4	18	Thomas PREINING	AUT	Formula K	Protrain Racing	6	6:30.722	2.428	1:04.381	3	83,596	4
5	42	Berkay BESLER	TUR	Tonykart	DNR Racing/Bouvin Power	6	6:32.811	4.517	1:04.604	6	83,308	5
6	25	Jack BARTHOLOMEW	GBR	Zanardi	Coles Racing	6	6:33.837	5.543	1:04.759	4	83,108	6
7	7	Kaan ONDER	TUR	Alonso	Borusan Otomotiv M/Sport	6	6:34.561	6.267	1:04.725	6	83,152	7
8	17	Ralf ARON	EST	Tonykart	Aix Racing	6	6:34.962	6.668	1:04.827	6	83,021	8
9	26	Jessica BACKMAN	SWE	Tonykart	Strawberry Racing	6	6:35.174	6.880	1:04.697	5	83,188	9
10	98	Sam SCHIPPERS	NED	Intrepid	Team TKP	6	6:35.695	7.401	1:04.808	6	83,045	10
11	89	Joseph BURTON-HARRIS	AUS	Tonykart	R360 Ben George	6	6:36.684	8.390	1:04.808	5	83,045	11
12	105	Parker THOMPSON	CAN	Birel	Kalman Motorsport	6	6:36.991	8.697	1:04.923	5	82,898	12
13	56	Thomas SALVA	CZE	MS Kart	MS Kart Racing Team	6	6:37.181	8.887	1:05.043	5	82,745	13
14	99	Philip HAMPRECHT	GER	LH Kart	Matis Motorsport	6	6:37.874	9.580	1:04.982	6	82,823	14
15	52	Boris KOLFF	NED	Intrepid	Team TKP	6	6:41.095	12.801	1:05.475	2	82,199	15
16	101	Rokas BACIUSKA	LTU	Energy	Energy Racing LT	6	6:41.170	12.876	1:05.259	4	82,471	16
17	29	Teodor MORIN	SWE	Kosmic	Soda Kart	6	6:41.226	12.932	1:04.575	3	83,345	17
18	64	Momo OKUDA	JPN	Formula K	Formula K Europe	6	6:41.268	12.974	1:05.443	4	82,240	18
19	65	Emilien CARDE	FRA	Sodikart	Matec Competition	6	6:44.209	15.915	1:05.580	4	82,068	19

Not classified

DQ	16	Ryo HIROOKA	JPN	Formula K	Formula K Europe	6	6:37.309	DQ	1:05.037	5	82,753	22
----	----	-------------	-----	-----------	------------------	---	----------	----	----------	---	--------	----

Announcements

These results are provisional until the conclusion of any judicial and technical matters

No. 26 + 29 warning board

Started: 20 Classified: 19 Not classified: 1

No. 16 excluded from Heat 5 A-C / reason technical non conformity

Margin of Victory	Ø km/h	Best Lap Tm	km/h	Best Lap by
0.632	83,164	1:04.227	83,797	35 - Harry WEBB

Official Timing www.camp-company.de / www.motorsport-events.se

Orbits

Timekeeping Ingrid and Meik Wagner:

Clerk of the course Nigel Edwards:

www.mylaps.com

Steward (Chairman) Ian Watson:

Chief Scrutineer Paul Klaassen:

Licensed to: Motorsport Events

Printed: 15.09.2012 17:42:09

posted at:

h



Rotax Euro Challenge 2012 Salbris

Rotax Juniors

Salbris 1,495 Km

RACE 17 Qualifying Heat 5 A-C

15.09.2012 16:20

Race (6 Laps) started at 16:23:09

Lap	Time of Day	Lap Tm	Diff	S1 Tm	S2 Tm	S3 Tm	Lap	Time of Day	Lap Tm	Diff	S1 Tm	S2 Tm	S3 Tm
3	16:26:32.592	1:05.655	+0.396	23.156	19.198	23.301							
4	16:27:37.851	1:05.259		22.707	19.462	23.090							
5	16:28:43.619	1:05.768	+0.509	22.853	19.449	23.466							
6	16:29:50.763	1:07.144	+1.885	23.577	19.849	23.718							

(29) Teodor MORIN

1	16:24:23.230	1:12.957	+8.382	30.455	19.317	23.185
2	16:25:28.202	1:04.972	+0.397	22.578	19.301	23.093
3	16:26:32.777	1:04.575		22.457	19.080	23.038
4	16:27:37.391	1:04.614	+0.039	22.573	19.146	22.895
5	16:28:43.398	1:06.007	+1.432	23.104	19.352	23.551
6	16:29:50.819	1:07.421	+2.846	24.059	19.425	23.937

(64) Momo OKUDA

1	16:24:21.002	1:10.441	+4.998	27.535	19.564	23.342
2	16:25:26.667	1:05.665	+0.222	22.830	19.494	23.341
3	16:26:34.343	1:07.676	+2.233	24.986	19.366	23.324
4	16:27:39.786	1:05.443		22.942	19.315	23.186
5	16:28:45.240	1:05.454	+0.011	22.886	19.247	23.321
6	16:29:50.861	1:05.621	+0.178	22.769	19.188	23.664

(65) Emilien CARDE

1	16:24:20.293	1:09.580	+4.000	26.502	19.707	23.371
2	16:25:26.850	1:06.557	+0.977	23.322	19.553	23.682
3	16:26:36.914	1:10.064	+4.484	27.231	19.416	23.417
4	16:27:42.494	1:05.580		22.846	19.336	23.398
5	16:28:48.203	1:05.709	+0.129	22.854	19.293	23.562
6	16:29:53.802	1:05.599	+0.019	22.871	19.351	23.377



Rotax Euro Challenge 2012 Salbris

Rotax Juniors

Salbris 1,495 Km

RACE 18 Qualifying Heat 6 B-D

15.09.2012 16:40

Race (6 Laps) started at 16:44:26

Pos	No.	Name	Nat.	Chassis	Race Team	Laps	Total Tm	Diff	Best Tm	In Lap	km/h	Points
1	69	Ryan ANDERTON	GBR	Tonykart	Coles Racing	6	6:30.892		1:04.595	5	83,319	0
2	50	Lennert VAN BOGAERT	BEL	Sodikart	Bouvin Power	6	6:31.592	0.700	1:04.693	3	83,193	2
3	104	Sena SAKAGUCHI	JPN	Formula K	Formula K Europe	6	6:31.815	0.923	1:04.716	5	83,163	3
4	49	Max AITKEN	GBR	Formula K	Protrain Racing	6	6:35.803	4.911	1:04.974	3	82,833	4
5	91	Nicklas OSCARSSON	SWE	Kosmic	Paul Carr Racing	6	6:37.260	6.368	1:05.112	6	82,658	5
6	106	Jack WEPRIN	USA	Alonso	Dan Holland Racing	6	6:39.447	8.555	1:05.001	3	82,799	6
7	36	Henrique BAPTISTA	POR	Kosmic	Paul Carr Racing	6	6:39.587	8.695	1:05.182	4	82,569	7
8	19	Tobias HOLM	DEN	Kosmic	Star Karting	6	6:39.742	8.850	1:05.551	3	82,104	8
9	70	Max TIMMERMANS	BEL	Formula K	Formula K Europe	6	6:39.987	9.095	1:05.335	3	82,375	9
10	45	Sven VAN DER SLIK	NED	Intrepid	Team TKP	6	6:40.331	9.439	1:05.554	4	82,100	10
11	77	Fazio FRANSSSEN	NED	Formula K	Formula K Europe	6	6:41.069	10.177	1:05.459	3	82,219	11
12	9	Janneau ESMEIJER	NED	Intrepid	Team TKP	6	6:41.120	10.228	1:04.653	3	83,244	12
13	37	Shayur HARPAL	RSA	Kosmic	Paul Carr Racing	6	6:41.230	10.338	1:05.366	4	82,336	13
14	68	Vince HERCSIK	HUN	Birel	Kalman Motorsport	6	6:41.594	10.702	1:05.655	3	81,974	14
15	87	Tom MEIJER	NED	Formula K	Formula K Europe	6	6:41.855	10.963	1:05.312	4	82,404	15
16	44	Ameer HASSAN	LIB	Intrepid	Team TKP	6	6:43.281	12.389	1:05.311	3	82,406	16
17	100	Eiza EDUARDAS	LTU	Energy	Energy Racing LT	6	6:44.860	13.968	1:06.056	3	81,476	17
18	61	Josh WHITE	GBR	Tonykart	RL Racing Dept Ltd	6	6:51.937	21.045	1:04.753	3	83,116	18
19	102	Sacha FENESTRAZ	FRA	Tonykart	Malevaut Sport	5	5:35.500	1 Lap	1:05.448	3	82,233	19

Announcements

These results are provisional until the conclusion of any judicial and technical matters

No. 91 warning board

Started: 19 Classified: 19 Not classified: 0

Margin of Victory	Ø km/h	Best Lap Tm	km/h	Best Lap by
0.700	82,611	1:04.595	83,319	69 - Ryan ANDERTON

Official Timing www.camp-company.de / www.motorsport-events.se

Orbits

Timekeeping Ingrid and Meik Wagner:

Clerk of the course Nigel Edwards:

www.mylaps.com

Steward (Chairman) Ian Watson:

Chief Scrutineer Paul Klaassen:

Licensed to: Motorsport Events

Printed: 15.09.2012 16:51:57

posted at:

h



Rotax Euro Challenge 2012 Salbris

Rotax Juniors

Salbris 1,495 Km

RACE 18 Qualifying Heat 6 B-D

15.09.2012 16:40

Race (6 Laps) started at 16:44:26

Lap	Time of Day	Lap Tm	Diff	S1 Tm	S2 Tm	S3 Tm	Lap	Time of Day	Lap Tm	Diff	S1 Tm	S2 Tm	S3 Tm
3	16:47:49.775	1:06.056		23.311	19.266	23.479							
4	16:48:56.175	1:06.400	+0.344	23.102	19.211	24.087							
5	16:50:03.024	1:06.849	+0.793	23.959	19.477	23.413							
6	16:51:11.752	1:08.728	+2.672	25.401	19.538	23.789							

(61) Josh WHITE

1	16:45:34.542	1:07.448	+2.695	24.720	19.521	23.207
2	16:46:40.810	1:06.268	+1.515	23.241	19.914	23.113
3	16:47:45.563	1:04.753		22.444	19.173	23.136
4	16:48:50.979	1:05.416	+0.663	22.826	19.420	23.170
5	16:50:13.310	1:22.331	+17.578	39.529	19.536	23.266
6	16:51:18.829	1:05.519	+0.766	23.321	19.046	23.152

(102) Sacha FENESTRAZ

1	16:45:37.731	1:09.849	+4.401	26.592	19.736	23.521
2	16:46:43.787	1:06.056	+0.608	22.847	19.342	23.867
3	16:47:49.235	1:05.448		22.869	19.365	23.214
4	16:48:54.964	1:05.729	+0.281	23.006	19.330	23.393
5	16:50:02.392	1:07.428	+1.980	24.283	19.947	23.198



Rotax Euro Challenge 2012

Rotax Max Juniors

Salbris / France

Ranking after Heats

Pos.	No.	Firstname	Lastname	Nat.	Chassis	Race Team	QP	Points	Diff.	A-B	C-D	B-C	A-D	A-C	B-D
1	35	Harry	WEBB	GBR	Tonykart	Strawberry Racing	1	0		0	--	--	0	0	--
2	40	Jan	JONCK	DEN	Tonykart	RS Competition	3	3	-3	--	0	0	--	3	--
3	53	Guan Yu	ZHOU	GBR	Tonykart	Strawberry Racing	5	6	-6	2	--	--	2	2	--
4	18	Thomas	PREINING	AUT	Formula K	Protrain Racing	9	12	-12	4	--	--	4	4	--
5	17	Ralf	ARON	EST	Tonykart	Aix Racing	7	16	-16	--	4	4	--	8	--
6	106	Jack	WEPRIN	USA	Alonso	Dan Holland Racing	14	17	-17	5	--	6	--	--	6
7	42	Berkay	BESLER	TUR	Tonykart	DNR Racing/Bouvin Powe	15	17	-17	--	9	3	--	5	--
8	49	Max	AITKEN	GBR	Formula K	Protrain Racing	12	18	-18	--	8	--	6	--	4
9	50	Lennert	VAN BOGAERT	BEL	Sodikart	Bouvin Power	10	20	-20	7	--	11	--	--	2
10	69	Ryan	ANDERTON	GBR	Tonykart	Coles Racing	4	21	-21	--	16	--	5	--	0
11	7	Kaan	ONDER	TUR	Alonso	Borusan Otomotiv M/Spor	11	22	-22	--	10	5	--	7	--
12	77	Fazio	FRANSEN	NED	Formula K	Formula K Europe	28	22	-22	--	3	--	8	--	11
13	19	Tobias	HOLM	DEN	Kosmic	Star Karting	20	23	-23	--	5	--	10	--	8
14	98	Sam	SCHIPPERS	NED	Intrepid	Team TKP	19	24	-24	--	6	8	--	10	--
15	104	Sena	SAKAGUCHI	JPN	Formula K	Formula K Europe	2	25	-25	20	--	2	--	--	3
16	9	Janneau	ESMEIJER	NED	Intrepid	Team TKP	18	25	-25	3	--	10	--	--	12
17	70	Max	TIMMERMANS	BEL	Formula K	Formula K Europe	16	27	-27	--	11	--	7	--	9
18	25	Jack	BARTHOLOMEW	GBR	Zanardi	Coles Racing	13	30	-30	8	--	--	16	6	--
19	91	Nicklas	OSCARSSON	SWE	Kosmic	Paul Carr Racing	24	32	-32	--	13	--	14	--	5
20	45	Sven	VAN DER SLIK	NED	Intrepid	Team TKP	22	33	-33	10	--	13	--	--	10
21	36	Henrique	BAPTISTA	POR	Kosmic	Paul Carr Racing	32	34	-34	--	15	--	12	--	7
22	89	Joseph	BURTON-HARRIS	AUS	Tonykart	R360 Ben George	39	35	-35	--	2	22	--	11	--
23	68	Vince	HERCSIK	HUN	Birel	Kalman Motorsport	6	36	-36	13	--	9	--	--	14
24	87	Tom	MEIJER	NED	Formula K	Formula K Europe	26	36	-36	6	--	15	--	--	15
25	105	Parker	THOMPSON	CAN	Birel	Kalman Motorsport	27	36	-36	--	17	7	--	12	--
26	56	Thomas	SALVA	CZE	MS Kart	MS Kart Racing Team	23	38	-38	--	7	18	--	13	--
27	61	Josh	WHITE	GBR	Tonykart	RL Racing Dept Ltd	8	39	-39	--	18	--	3	--	18
28	64	Momo	OKUDA	JPN	Formula K	Formula K Europe	29	40	-40	11	--	--	11	18	--
Position 1 -28 qualified for Prefinal															
29	44	Ameer	HASSAN	LIB	Intrepid	Team TKP	34	40	-40	12	--	12	--	--	16
30	26	Jessica	BACKMAN	SWE	Tonykart	Strawberry Racing	17	41	-41	14	--	--	18	9	--
31	29	Teodor	MORIN	SWE	Kosmic	Soda Kart	21	44	-44	18	--	--	9	17	--
32	37	Shayur	HARPAL	RSA	Kosmic	Paul Carr Racing	30	44	-44	17	--	14	--	--	13
33	99	Philip	HAMPRECHT	GER	LH Kart	Matis Motorsport	35	44	-44	--	14	16	--	14	--
34	16	Ryo	HIROOKA	JPN	Formula K	Formula K Europe	25	46	-46	9	--	--	15	22	--
35	52	Boris	KOLFF	NED	Intrepid	Team TKP	31	46	-46	--	12	19	--	15	--
36	65	Emilien	CARDE	FRA	Sodikart	Matec Competition	33	48	-48	16	--	--	13	19	--
37	102	Sacha	FENESTRAZ	FRA	Tonykart	Malevaut Sport	38	51	-51	15	--	17	--	--	19
38	100	Eiza	EDUARDAS	LTU	Energy	Energy Racing LT	36	53	-53	--	19	--	17	--	17
39	101	Rokas	BACIUSKA	LTU	Energy	Energy Racing LT	37	57	-57	19	--	--	22	16	--

Announcements:

----- These results are provisional until the conclusion of any judicial and technical matters -----

Clerk of the course Nigel Edwards:

Stewards (Chairman) Ian Watson:

Timekeeping Ingrid/Meik Wagner:

Scrutineer Paul Klaassen:

Printed: 15.09.2012 18:26

Posted at: h



Rotax Euro Challenge 2012

Rotax Max Juniors

Salbris / France

Ranking after Heats



Announcements:

----- These results are provisional until the conclusion of any judicial and technical matters -----

Clerk of the course Nigel Edwards:

Stewards (Chairman) Ian Watson:

Timekeeping Ingrid/Meik Wagner:

Scrutineer Paul Klaassen:

Printed: 15.09.2012 18:26

Posted at: h

Rotax Euro Challenge 2012
 Class: Rotax Max Juniors
 Date/Time: 16.09.2012 10:00

Track: Salbris / France
 Heat: Second Chance Heat
 Laps: 6

Edition 1

	33	17		34
	31	16		32
	29	15		30
	27	14		28
	25	13		26
	23	12		24
	21	11		22
	19	10		20
	17	9		18
	15	8		16
	13	7		14
Rokas BACIUSKA	101	6		12
	11		Eiza EDUARDAS	100
Sacha FENESTRAZ	102	5		10
	9		Emilien CARDE	65
Boris KOLFF	52	4		8
	7		Ryo HIROOKA	16
Philip HAMPRECHT	99	3		6
	5		Shayur HARPAL	37
Teodor MORIN	29	2		4
	3		Jessica BACKMAN	26
Ameer HASSAN	44	1		2
	1	Row		

Pole Position

Clerk of the course Nigel Edwards:
 Stewards (Chairman) Ian Watson:

Scrutineer Paul Klaassen:
 Timekeeping Ingrid/Meik Wagner:



Rotax Euro Challenge 2012 Salbris

Rotax Juniors

Salbris 1,495 Km

Warm up qualified 29-62

16.09.2012 08:50

Practice (5:00 Time) started at 8:50:00

Pos	No.	Name	Nat.	Chassis	Race Team	Laps	Best Tm	Diff	Gap In Lap	km/h
1	26	Jessica BACKMAN	SWE	Tonykart	Strawberry Racing	4	1:05.459			82,219
2	37	Shayur HARPAL	RSA	Kosmic	Paul Carr Racing	4	1:05.536	0.077	0.077	82,123
3	16	Ryo HIROOKA	JPN	Formula K	Formula K Europe	4	1:05.624	0.165	0.088	82,013
4	29	Teodor MORIN	SWE	Kosmic	Soda Kart	4	1:05.647	0.188	0.023	81,984
5	65	Emilien CARDE	FRA	Sodikart	Matec Competition	4	1:06.079	0.620	0.432	81,448
6	52	Boris KOLFF	NED	Intrepid	Team TKP	4	1:06.122	0.663	0.043	81,395
7	44	Ameer HASSAN	LIB	Intrepid	Team TKP	4	1:06.266	0.807	0.144	81,218
8	102	Sacha FENESTRAZ	FRA	Tonykart	Malevaut Sport	4	1:06.313	0.854	0.047	81,161
9	100	Eiza EDUARDAS	LTU	Energy	Energy Racing LT	4	1:06.413	0.954	0.100	81,038
10	101	Rokas BACIUSKA	LTU	Energy	Energy Racing LT	4	1:06.505	1.046	0.092	80,926
11	99	Philip HAMPRECHT	GER	LH Kart	Matis Motorsport	4	1:06.570	1.111	0.065	80,847

Timekeeping Ingrid and Meik Wagner:

Clerk of the course Nigel Edwards:

Steward (Chairman) Ian Watson:

Chief Scrutineer Paul Klaassen:

www.mylaps.com

Licensed to: Motorsport Events



Rotax Euro Challenge 2012 Salbris

Rotax Juniors

Salbris 1,495 Km

Warm up qualified 29-62

16.09.2012 08:50

Practice (5:00 Time) started at 8:50:00

Lap	Time of Day	Lap Tm	Diff	S1 Tm	S2 Tm	S3 Tm	Lap	Time of Day	Lap Tm	Diff	S1 Tm	S2 Tm	S3 Tm
(26) Jessica BACKMAN													
1	8:51:43.066	1:08.606	+3.147	24.784	19.975	23.847							
2	8:52:50.003	1:06.937	+1.478	23.588	19.579	23.770							
3	8:53:55.825	1:05.822	+0.363	23.055	19.549	23.218							
4	8:55:01.284	1:05.459		22.980	19.268	23.211							
(37) Shayur HARPAL													
1	8:51:43.213	1:08.383	+2.847	24.644	20.047	23.692							
2	8:52:49.462	1:06.249	+0.713	23.235	19.593	23.421							
3	8:53:55.147	1:05.685	+0.149	22.953	19.392	23.340							
4	8:55:00.683	1:05.536		22.877	19.416	23.243							
(16) Ryo HIROOKA													
1	8:51:44.735	1:07.816	+2.192	24.245	19.914	23.657							
2	8:52:51.305	1:06.570	+0.946	23.412	19.675	23.483							
3	8:53:57.392	1:06.087	+0.463	23.246	19.427	23.414							
4	8:55:03.016	1:05.624		23.075	19.327	23.222							
(29) Teodor MORIN													
1	8:51:41.234	1:08.843	+3.196	24.848	20.076	23.919							
2	8:52:48.595	1:07.361	+1.714	23.882	19.775	23.704							
3	8:53:55.590	1:06.995	+1.348	23.484	20.015	23.496							
4	8:55:01.237	1:05.647		22.942	19.335	23.370							
(65) Emilien CARDE													
1	8:51:40.707	1:08.918	+2.839	24.729	20.176	24.013							
2	8:52:47.705	1:06.998	+0.919	23.690	19.731	23.577							
3	8:53:54.030	1:06.325	+0.246	23.322	19.470	23.533							
4	8:55:00.109	1:06.079		23.186	19.447	23.446							
(52) Boris KOLFF													
1	8:51:39.863	1:08.426	+2.304	24.399	20.165	23.862							
2	8:52:46.648	1:06.785	+0.663	23.479	19.729	23.577							
3	8:53:52.871	1:06.223	+0.101	23.258	19.595	23.370							
4	8:54:58.993	1:06.122		23.163	19.450	23.509							
(44) Ameer HASSAN													
1	8:51:39.511	1:08.552	+2.286	24.371	20.075	24.106							
2	8:52:46.408	1:06.897	+0.631	23.547	19.627	23.723							
3	8:53:52.674	1:06.266		23.294	19.517	23.455							
4	8:54:59.091	1:06.417	+0.151	23.553	19.521	23.343							
(102) Sacha FENESTRAZ													
1	8:51:42.273	1:08.592	+2.279	24.468	20.162	23.962							
2	8:52:49.655	1:07.382	+1.069	23.733	19.809	23.840							
3	8:53:56.225	1:06.570	+0.257	23.264	19.836	23.470							
4	8:55:02.538	1:06.313		23.273	19.568	23.472							
(100) Eiza EDUARDAS													
1	8:51:46.894	1:09.484	+3.071	25.051	20.237	24.196							
2	8:52:54.101	1:07.207	+0.794	23.565	19.805	23.837							
3	8:54:00.902	1:06.801	+0.388	23.364	19.583	23.854							
4	8:55:07.315	1:06.413		23.259	19.537	23.617							
(101) Rokas BACIUSKA													
1	8:51:44.123	1:10.058	+3.553	25.823	20.362	23.873							
2	8:52:51.219	1:07.096	+0.591	23.661	19.793	23.642							
3	8:53:58.315	1:07.096	+0.591	23.880	19.671	23.545							
4	8:55:04.820	1:06.505		23.392	19.654	23.459							
(99) Philip HAMPRECHT													
1	8:52:06.840	1:09.485	+2.915	24.987	20.311	24.187							
2	8:53:14.191	1:07.351	+0.781	23.765	19.758	23.828							
3	8:54:21.311	1:07.120	+0.550	23.866	19.634	23.620							
4	8:55:27.881	1:06.570		23.414	19.625	23.531							

Timekeeping Ingrid and Meik Wagner:

Clerk of the course Nigel Edwards:

www.mylaps.com

Steward (Chairman) Ian Watson:

Chief Scrutineer Paul Klaassen:

Licensed to: Motorsport Events

Printed: 16.09.2012 08:56:49

posted at:

h



Rotax Euro Challenge 2012 Salbris

Rotax Juniors

Salbris 1,495 Km

Warm up qualified 1-28

16.09.2012 09:30

Practice (5:00 Time) started at 9:30:01

Pos	No.	Name	Nat.	Chassis	Race Team	Laps	Best Tm	Diff	Gap In Lap	km/h	
1	9	Janneau ESMEIJER	NED	Intrepid	Team TKP	4	1:04.083		4	83,985	
2	35	Harry WEBB	GBR	Tonykart	Strawberry Racing	4	1:04.108	0.025	0.025	4	83,952
3	89	Joseph BURTON-HARRIS	AUS	Tonykart	R360 Ben George	5	1:04.210	0.127	0.102	5	83,819
4	25	Jack BARTHOLOMEW	GBR	Zanardi	Coles Racing	5	1:04.268	0.185	0.058	5	83,743
5	53	Guan Yu ZHOU	GBR	Tonykart	Strawberry Racing	5	1:04.284	0.201	0.016	5	83,722
6	49	Max AITKEN	GBR	Formula K	Protrain Racing	5	1:04.296	0.213	0.012	5	83,707
7	61	Josh WHITE	GBR	Tonykart	RL Racing Dept Ltd	4	1:04.330	0.247	0.034	4	83,662
8	7	Kaan ONDER	TUR	Alonso	Borusan Otomotiv M/Sport	5	1:04.377	0.294	0.047	5	83,601
9	40	Jan JONCK	DEN	Tonykart	RS Competition	4	1:04.430	0.347	0.053	4	83,533
10	68	Vince HERCSIK	HUN	Birel	Kalman Motorsport	5	1:04.454	0.371	0.024	5	83,501
11	17	Ralf ARON	EST	Tonykart	Aix Racing	5	1:04.463	0.380	0.009	5	83,490
12	18	Thomas PREINING	AUT	Formula K	Protrain Racing	5	1:04.478	0.395	0.015	5	83,470
13	36	Henrique BAPTISTA	POR	Kosmic	Paul Carr Racing	5	1:04.498	0.415	0.020	5	83,444
14	50	Lennert VAN BOGAERT	BEL	Sodikart	Bouvin Power	4	1:04.522	0.439	0.024	4	83,413
15	106	Jack WEPRIN	USA	Alonso	Dan Holland Racing	5	1:04.528	0.445	0.006	4	83,406
16	42	Berkay BESLER	TUR	Tonykart	DNR Racing/Bouvin Power	5	1:04.543	0.460	0.015	4	83,386
17	64	Momo OKUDA	JPN	Formula K	Formula K Europe	5	1:04.603	0.520	0.060	5	83,309
18	98	Sam SCHIPPERS	NED	Intrepid	Team TKP	4	1:04.624	0.541	0.021	4	83,282
19	104	Sena SAKAGUCHI	JPN	Formula K	Formula K Europe	4	1:04.644	0.561	0.020	3	83,256
20	69	Ryan ANDERTON	GBR	Tonykart	Coles Racing	4	1:04.657	0.574	0.013	2	83,239
21	77	Fazio FRANSEN	NED	Formula K	Formula K Europe	5	1:04.675	0.592	0.018	4	83,216
22	91	Nicklas OSCARSSON	SWE	Kosmic	Paul Carr Racing	5	1:04.766	0.683	0.091	5	83,099
23	70	Max TIMMERMANS	BEL	Formula K	Formula K Europe	5	1:04.793	0.710	0.027	4	83,065
24	56	Thomas SALVA	CZE	MS Kart	MS Kart Racing Team	4	1:04.898	0.815	0.105	3	82,930
25	87	Tom MEIJER	NED	Formula K	Formula K Europe	5	1:04.991	0.908	0.093	5	82,811
26	45	Sven VAN DER SLIK	NED	Intrepid	Team TKP	5	1:04.992	0.909	0.001	5	82,810
27	105	Parker THOMPSON	CAN	Birel	Kalman Motorsport	4	1:04.999	0.916	0.007	3	82,801
28	19	Tobias HOLM	DEN	Kosmic	Star Karting	4	1:05.195	1.112	0.196	2	82,552

Timekeeping Ingrid and Meik Wagner:

Clerk of the course Nigel Edwards:

www.mylaps.com

Steward (Chairman) Ian Watson:

Chief Scrutineer Paul Klaassen:

Licensed to: Motorsport Events

Printed: 16.09.2012 09:36:46

posted at:

h



Rotax Euro Challenge 2012 Salbris

Rotax Juniors

Salbris 1,495 Km

Warm up qualified 1-28

16.09.2012 09:30

Practice (5:00 Time) started at 9:30:01

Lap	Time of Day	Lap Tm	Diff	S1 Tm	S2 Tm	S3 Tm	Lap	Time of Day	Lap Tm	Diff	S1 Tm	S2 Tm	S3 Tm
(9) Janneau ESMEIJER							(17) Ralf ARON						
1	9:32:02.024	1:09.618	+5.535	23.324	22.203	24.091	1	9:31:43.631	1:06.406	+1.943	23.565	19.329	23.512
2	9:33:06.863	1:04.839	+0.756	22.729	19.087	23.023	2	9:32:49.063	1:05.432	+0.969	23.012	19.342	23.078
3	9:34:11.178	1:04.315	+0.232	22.406	18.975	22.934	3	9:33:53.697	1:04.634	+0.171	22.581	19.090	22.963
4	9:35:15.261	1:04.083		22.279	18.952	22.852	4	9:34:58.239	1:04.542	+0.079	22.344	19.151	23.047
(35) Harry WEBB							(18) Thomas PREINING						
1	9:32:04.560	1:05.629	+1.521	23.090	19.328	23.211	1	9:31:42.743	1:06.612	+2.134	23.943	19.386	23.283
2	9:33:09.028	1:04.468	+0.360	22.392	19.026	23.050	2	9:32:48.190	1:05.447	+0.969	22.922	19.294	23.231
3	9:34:13.402	1:04.374	+0.266	22.364	19.028	22.982	3	9:33:53.263	1:05.073	+0.595	22.896	19.160	23.017
4	9:35:17.510	1:04.108		22.218	19.001	22.889	4	9:34:57.989	1:04.726	+0.248	22.399	19.226	23.101
(89) Joseph BURTON-HARRIS							(36) Henrique BAPTISTA						
1	9:31:40.519	1:05.758	+1.548	23.469	19.289	23.000	1	9:31:38.442	1:06.703	+2.205	23.950	19.567	23.186
2	9:32:45.392	1:04.873	+0.663	22.579	19.243	23.051	2	9:32:43.404	1:04.962	+0.464	22.729	19.166	23.067
3	9:33:50.003	1:04.611	+0.401	22.699	18.993	22.919	3	9:33:48.141	1:04.737	+0.239	22.603	19.083	23.051
4	9:34:55.019	1:05.016	+0.806	22.592	18.961	23.463	4	9:34:52.713	1:04.572	+0.074	22.568	19.080	22.924
5	9:35:59.229	1:04.210		22.418	18.985	22.807	5	9:35:57.211	1:04.498		22.458	19.055	22.985
(25) Jack BARTHOLOMEW							(50) Lennert VAN BOGAERT						
1	9:31:42.839	1:06.678	+2.410	24.051	19.439	23.188	1	9:31:52.165	1:06.391	+1.869	23.596	19.474	23.321
2	9:32:49.338	1:06.499	+2.231	23.710	19.726	23.063	2	9:32:57.222	1:05.057	+0.535	22.772	19.202	23.083
3	9:33:55.025	1:05.687	+1.419	22.600	19.997	23.090	3	9:34:01.895	1:04.673	+0.151	22.617	19.092	22.964
4	9:34:59.386	1:04.361	+0.093	22.433	19.026	22.902	4	9:35:06.417	1:04.522		22.584	19.033	22.905
5	9:36:03.654	1:04.268		22.381	19.038	22.849	(106) Jack WEPRIN						
(53) Guan Yu ZHOU							1	9:31:38.691	1:07.070	+2.542	24.000	19.750	23.320
1	9:31:39.798	1:05.581	+1.297	23.102	19.287	23.192	2	9:32:44.614	1:05.923	+1.395	23.404	19.467	23.052
2	9:32:45.279	1:05.481	+1.197	22.547	19.807	23.127	3	9:33:49.321	1:04.707	+0.179	22.560	19.172	22.975
3	9:33:50.301	1:05.022	+0.738	22.955	19.130	22.937	4	9:34:53.849	1:04.528		22.561	19.083	22.884
4	9:34:54.741	1:04.440	+0.156	22.443	19.038	22.959	5	9:35:58.635	1:04.786	+0.258	22.756	19.132	22.898
5	9:35:59.025	1:04.284		22.397	18.993	22.894	(42) Berkay BESLER						
(49) Max AITKEN							1	9:31:38.354	1:07.604	+3.061	24.621	19.619	23.364
1	9:31:43.131	1:06.354	+2.058	23.780	19.290	23.284	2	9:32:44.350	1:05.996	+1.453	23.570	19.359	23.067
2	9:32:48.333	1:05.202	+0.906	22.878	19.119	23.205	3	9:33:49.017	1:04.667	+0.124	22.655	19.103	22.909
3	9:33:52.721	1:04.388	+0.092	22.444	18.975	22.969	4	9:34:53.560	1:04.543		22.545	19.067	22.931
4	9:34:57.479	1:04.758	+0.462	22.287	19.442	23.029	5	9:35:58.926	1:05.366	+0.823	23.249	19.182	22.935
5	9:36:01.775	1:04.296		22.284	19.038	22.974	(64) Momo OKUDA						
(61) Josh WHITE							1	9:31:39.141	1:06.262	+1.659	23.556	19.441	23.265
1	9:31:50.458	1:05.763	+1.433	23.198	19.305	23.260	2	9:32:45.708	1:06.567	+1.964	23.152	20.230	23.185
2	9:32:55.237	1:04.779	+0.449	22.595	19.159	23.025	3	9:33:50.688	1:04.980	+0.377	22.739	19.226	23.015
3	9:33:59.735	1:04.498	+0.168	22.452	19.106	22.940	4	9:34:55.410	1:04.722	+0.119	22.532	19.096	23.094
4	9:35:04.065	1:04.330		22.417	19.049	22.864	5	9:36:00.013	1:04.603		22.458	19.152	22.993
(7) Kaan ONDER							(98) Sam SCHIPPERS						
1	9:31:44.998	1:06.067	+1.690	23.455	19.396	23.216	1	9:32:00.147	1:07.057	+2.433	23.212	20.251	23.594
2	9:32:50.515	1:05.517	+1.140	22.896	19.486	23.135	2	9:33:05.204	1:05.057	+0.433	22.793	19.161	23.103
3	9:33:55.302	1:04.787	+0.410	22.558	19.252	22.977	3	9:34:10.071	1:04.867	+0.243	22.657	19.124	23.086
4	9:34:59.868	1:04.566	+0.189	22.460	19.146	22.960	4	9:35:14.695	1:04.624		22.460	19.101	23.063
5	9:36:04.245	1:04.377		22.409	19.040	22.928	(104) Sena SAKAGUCHI						
(40) Jan JONCK							1	9:31:47.572	1:06.173	+1.529	23.608	19.345	23.220
1	9:31:55.156	1:05.599	+1.169	23.153	19.326	23.120	2	9:32:52.450	1:04.878	+0.234	22.762	19.127	22.989
2	9:32:59.956	1:04.800	+0.370	22.669	19.122	23.009	3	9:33:57.094	1:04.644		22.525	19.076	23.043
3	9:34:04.650	1:04.694	+0.264	22.709	19.038	22.947	4	9:35:02.991	1:05.897	+1.253	22.611	20.188	23.098
4	9:35:09.080	1:04.430		22.461	19.077	22.892	(69) Ryan ANDERTON						
(68) Vince HERCSIK							1	9:31:46.775	1:05.832	+1.175	23.421	19.257	23.154
1	9:31:41.858	1:06.187	+1.733	23.536	19.431	23.220	2	9:32:51.432	1:04.657		22.664	19.061	22.932
2	9:32:46.951	1:05.093	+0.639	22.671	19.330	23.092	3	9:33:56.093	1:04.661	+0.004	22.546	19.140	22.975
3	9:33:51.720	1:04.769	+0.315	22.746	19.052	22.971	4	9:35:01.010	1:04.917	+0.260	22.831	19.121	22.965
4	9:34:56.353	1:04.633	+0.179	22.596	19.142	22.895							
5	9:36:00.807	1:04.454		22.619	18.979	22.856							

Timekeeping Ingrid and Meik Wagner:

Clerk of the course Nigel Edwards:

www.mylaps.com

Steward (Chairman) Ian Watson:

Chief Scrutineer Paul Klaassen:

Licensed to: Motorsport Events



Rotax Euro Challenge 2012 Salbris

Rotax Juniors

Salbris 1,495 Km

Warm up qualified 1-28

16.09.2012 09:30

Practice (5:00 Time) started at 9:30:01

Lap	Time of Day	Lap Tm	Diff	S1 Tm	S2 Tm	S3 Tm	Lap	Time of Day	Lap Tm	Diff	S1 Tm	S2 Tm	S3 Tm
(77) Fazio FRANSSSEN													
1	9:31:37.697	1:06.615	+1.940	23.747	19.475	23.393							
2	9:32:42.976	1:05.279	+0.604	22.818	19.320	23.141							
3	9:33:47.850	1:04.874	+0.199	22.616	19.205	23.053							
4	9:34:52.525	1:04.675		22.494	19.111	23.070							
5	9:35:57.725	1:05.200	+0.525	23.094	19.147	22.959							
(91) Nicklas OSCARSSON													
1	9:31:41.584	1:06.994	+2.228	24.069	19.538	23.387							
2	9:32:47.175	1:05.591	+0.825	22.797	19.256	23.538							
3	9:33:52.326	1:05.151	+0.385	22.761	19.266	23.124							
4	9:34:58.656	1:06.330	+1.564	22.506	20.259	23.565							
5	9:36:03.422	1:04.766		22.528	19.208	23.030							
(70) Max TIMMERMANS													
1	9:31:37.491	1:06.553	+1.760	23.767	19.443	23.343							
2	9:32:43.160	1:05.669	+0.876	23.279	19.276	23.114							
3	9:33:48.521	1:05.361	+0.568	23.030	19.341	22.990							
4	9:34:53.314	1:04.793		22.596	19.139	23.058							
5	9:35:58.472	1:05.158	+0.365	23.068	19.168	22.922							
(56) Thomas SALVA													
1	9:31:44.537	1:07.977	+3.079	24.819	19.587	23.571							
2	9:32:51.102	1:06.565	+1.667	23.138	20.328	23.099							
3	9:33:56.000	1:04.898		22.656	19.161	23.081							
4	9:35:01.129	1:05.129	+0.231	22.716	19.222	23.191							
(87) Tom MEIJER													
1	9:31:36.410	1:06.721	+1.730	23.533	19.425	23.763							
2	9:32:41.900	1:05.490	+0.499	22.927	19.280	23.283							
3	9:33:46.966	1:05.066	+0.075	22.684	19.239	23.143							
4	9:34:52.020	1:05.054	+0.063	22.658	19.226	23.170							
5	9:35:57.011	1:04.991		22.690	19.188	23.113							
(45) Sven VAN DER SLIK													
1	9:31:40.319	1:06.430	+1.438	23.863	19.346	23.221							
2	9:32:45.808	1:05.489	+0.497	23.077	19.293	23.119							
3	9:33:51.199	1:05.391	+0.399	22.854	19.215	23.322							
4	9:34:56.272	1:05.073	+0.081	22.808	19.182	23.083							
5	9:36:01.264	1:04.992		22.888	19.181	22.923							
(105) Parker THOMPSON													
1	9:31:44.875	1:06.930	+1.931	23.864	19.742	23.324							
2	9:32:50.837	1:05.962	+0.963	23.133	19.657	23.172							
3	9:33:55.836	1:04.999		22.627	19.287	23.085							
4	9:35:02.153	1:06.317	+1.318	23.294	19.914	23.109							
(19) Tobias HOLM													
1	9:31:44.385	1:06.313	+1.118	23.412	19.629	23.272							
2	9:32:49.580	1:05.195		22.845	19.265	23.085							
3	9:33:55.654	1:06.074	+0.879	22.440	20.521	23.113							
4	9:35:01.652	1:05.998	+0.803	23.582	19.415	23.001							

Timekeeping Ingrid and Meik Wagner:

Clerk of the course Nigel Edwards:

Steward (Chairman) Ian Watson:

Chief Scrutineer Paul Klaassen:

www.mylaps.com

Licensed to: Motorsport Events



Rotax Euro Challenge 2012 Salbris

Rotax Juniors

Salbris 1,495 Km

Second Chance Heat

16.09.2012 10:00

Race (6 Laps) started at 10:02:51

Pos	No.	Name	Nat.	Chassis	Race Team	Laps	Total Tm	Diff	Best Tm	In Lap	km/h	Points
1	29	Teodor MORIN	SWE	Kosmic	Soda Kart	6	6:30.484		1:04.523	4	83,412	0
2	44	Ameer HASSAN	LIB	Intrepid	Team TKP	6	6:30.764	0.280	1:04.604	4	83,308	0
3	16	Ryo HIROOKA	JPN	Formula K	Formula K Europe	6	6:32.521	2.037	1:04.478	4	83,470	0
4	99	Philip HAMPRECHT	GER	LH Kart	Matis Motorsport	6	6:33.450	2.966	1:04.872	4	82,963	0
5	65	Emilien CARDE	FRA	Sodikart	Matec Competition	6	6:33.529	3.045	1:04.730	4	83,145	0
6	52	Boris KOLFF	NED	Intrepid	Team TKP	6	6:33.682	3.198	1:04.471	4	83,479	0
7	101	Rokas BACIUSKA	LTU	Energy	Energy Racing LT	6	6:34.021	3.537	1:04.474	6	83,476	0
8	100	Eiza EDUARDAS	LTU	Energy	Energy Racing LT	6	6:36.510	6.026	1:04.792	4	83,066	0
9	37	Shayur HARPAL	RSA	Kosmic	Paul Carr Racing	6	6:43.111	12.627	1:04.714	6	83,166	0
10	102	Sacha FENESTRAZ	FRA	Tonykart	Malevaut Sport	6	6:49.169	18.685	1:05.463	3	82,214	0

Not classified

DQ	26	Jessica BACKMAN	SWE	Tonykart	Strawberry Racing	3	3:18.522	DQ	1:04.439	3	83,521	0
----	----	-----------------	-----	----------	-------------------	---	----------	----	----------	---	--------	---

Announcements

These results are provisional until the conclusion of any judicial and technical matters

No. 26 black flag

Pos. 1-6 qualified for prefinal

Started: 11 Classified: 10 Not classified: 1

Margin of Victory	Ø km/h	Best Lap Tm	km/h	Best Lap by
0.280	82,697	1:04.471	83,479	52 - Boris KOLFF

Official Timing www.camp-company.de / www.motorsport-events.se

Orbits

Timekeeping Ingrid and Meik Wagner:

Clerk of the course Nigel Edwards:

www.mylaps.com

Steward (Chairman) Ian Watson:

Chief Scrutineer Paul Klaassen:

Licensed to: Motorsport Events

Printed: 16.09.2012 10:10:41

posted at:

h



Rotax Euro Challenge 2012 Salbris

Rotax Juniors

Salbris 1,495 Km

Second Chance Heat

16.09.2012 10:00

Race (6 Laps) started at 10:02:51

Lap	Time of Day	Lap Tm	Diff	S1 Tm	S2 Tm	S3 Tm
(29) Teodor MORIN						
1	10:03:58.169	1:06.291	+1.768	23.848	19.267	23.176
2	10:05:02.821	1:04.652	+0.129	22.448	19.192	23.012
3	10:06:07.814	1:04.993	+0.470	22.796	19.142	23.055
4	10:07:12.337	1:04.523		22.466	19.092	22.965
5	10:08:17.401	1:05.064	+0.541	22.905	19.148	23.011
6	10:09:22.285	1:04.884	+0.361	22.579	19.240	23.065

(44) Ameer HASSAN						
1	10:03:57.753	1:05.952	+1.348	23.475	19.219	23.258
2	10:05:02.753	1:05.000	+0.396	22.752	19.090	23.158
3	10:06:07.630	1:04.877	+0.273	22.686	19.134	23.057
4	10:07:12.234	1:04.604		22.497	19.064	23.043
5	10:08:17.236	1:05.002	+0.398	22.862	19.092	23.048
6	10:09:22.565	1:05.329	+0.725	22.592	19.580	23.157

(16) Ryo HIROOKA						
1	10:03:59.290	1:07.161	+2.683	24.794	19.252	23.115
2	10:05:05.348	1:06.058	+1.580	24.017	19.019	23.022
3	10:06:09.887	1:04.539	+0.061	22.570	19.054	22.915
4	10:07:14.365	1:04.478		22.519	18.978	22.981
5	10:08:19.825	1:05.460	+0.982	23.006	19.343	23.111
6	10:09:24.322	1:04.497	+0.019	22.485	18.988	23.024

(99) Philip HAMPRECHT						
1	10:03:58.615	1:06.662	+1.790	24.014	19.370	23.278
2	10:05:04.056	1:05.441	+0.569	23.095	19.130	23.216
3	10:06:09.185	1:05.129	+0.257	22.813	19.267	23.049
4	10:07:14.057	1:04.872		22.728	19.075	23.069
5	10:08:20.224	1:06.167	+1.295	22.999	19.790	23.378
6	10:09:25.251	1:05.027	+0.155	22.656	19.203	23.168

(65) Emilien CARDE						
1	10:03:59.556	1:07.336	+2.606	24.968	19.254	23.114
2	10:05:05.728	1:06.172	+1.442	23.927	19.226	23.019
3	10:06:10.966	1:05.238	+0.508	23.018	19.131	23.089
4	10:07:15.696	1:04.730		22.551	19.071	23.108
5	10:08:20.472	1:04.776	+0.046	22.553	19.142	23.081
6	10:09:25.330	1:04.858	+0.128	22.754	19.147	22.957

(52) Boris KOLFF						
1	10:03:59.115	1:07.092	+2.621	24.655	19.296	23.141
2	10:05:05.084	1:05.969	+1.498	23.667	19.186	23.116
3	10:06:09.708	1:04.624	+0.153	22.574	19.113	22.937
4	10:07:14.179	1:04.471		22.415	19.046	23.010
5	10:08:20.308	1:06.129	+1.658	22.971	19.581	23.577
6	10:09:25.483	1:05.175	+0.704	23.064	19.159	22.952

(101) Rokas BACIUSKA						
1	10:04:00.469	1:08.015	+3.541	25.241	19.535	23.239
2	10:05:06.686	1:06.217	+1.743	23.929	19.186	23.102
3	10:06:11.907	1:05.221	+0.747	22.625	19.438	23.158
4	10:07:16.762	1:04.855	+0.381	22.728	19.133	22.994
5	10:08:21.348	1:04.586	+0.112	22.517	19.024	23.045
6	10:09:25.822	1:04.474		22.496	19.045	22.933

(100) Eiza EDUARDAS						
1	10:04:00.241	1:07.922	+3.130	25.253	19.487	23.182
2	10:05:08.450	1:08.209	+3.417	25.512	19.417	23.280
3	10:06:13.565	1:05.115	+0.323	22.684	19.180	23.251
4	10:07:18.357	1:04.792		22.505	19.074	23.213
5	10:08:23.240	1:04.883	+0.091	22.577	19.130	23.176
6	10:09:28.311	1:05.071	+0.279	22.606	19.134	23.331

(37) Shayur HARPAL						
---------------------------	--	--	--	--	--	--

Lap	Time of Day	Lap Tm	Diff	S1 Tm	S2 Tm	S3 Tm
1	10:03:58.824	1:06.802	+2.088	24.215	19.443	23.144
2	10:05:15.747	1:16.923	+12.209	34.004	19.683	23.236
3	10:06:20.671	1:04.924	+0.210	22.672	19.056	23.196
4	10:07:25.408	1:04.737	+0.023	22.527	19.034	23.176
5	10:08:30.198	1:04.790	+0.076	22.499	19.090	23.201
6	10:09:34.912	1:04.714		22.461	19.119	23.134

(102) Sacha FENESTRAZ						
1	10:03:59.953	1:07.686	+2.223	25.049	19.480	23.157
2	10:05:06.371	1:06.418	+0.955	23.919	19.378	23.121
3	10:06:11.834	1:05.463		22.784	19.392	23.287
4	10:07:29.642	1:17.808	+12.345	34.968	19.333	23.507
5	10:08:35.484	1:05.842	+0.379	23.047	19.355	23.440
6	10:09:40.970	1:05.486	+0.023	23.003	19.226	23.257

(26) Jessica BACKMAN						
1	10:03:58.985	1:07.078	+2.639	24.172	19.467	23.439
2	10:05:05.884	1:06.899	+2.460	24.627	19.260	23.012
3	10:06:10.323	1:04.439		22.533	18.988	22.918

Timekeeping Ingrid and Meik Wagner:

Clerk of the course Nigel Edwards:

www.mylaps.com

Steward (Chairman) Ian Watson:

Chief Scrutineer Paul Klaassen:

Licensed to: Motorsport Events

Printed: 16.09.2012 10:11:30

posted at: h

Rotax Euro Challenge 2012
 Class: Rotax Max Juniors
 Date/Time: 16.09.2012 11:20

Track: Salbris / France
 Heat: Prefinal
 Laps: 10

Edition 1

Emilien CARDE	65	2nd Chance 5	17	Boris KOLFF	52	2nd Chance 6
	33				34	
Ryo HIROOKA	16	2nd Chance 3	16	Philip HAMPRECHT	99	2nd Chance 4
	31				32	
Teodor MORIN	29	2nd Chance 1	15	Ameer HASSAN	44	2nd Chance 2
	29				30	
Josh WHITE	61	Points 39 Quali Rank 8	14	Momo OKUDA	64	Points 40 Quali Rank 29
	27				28	
Parker THOMPSON	105	Points 36 Quali Rank 27	13	Thomas SALVA	56	Points 38 Quali Rank 23
	25				26	
Vince HERCSIK	68	Points 36 Quali Rank 6	12	Tom MEIJER	87	Points 36 Quali Rank 26
	23				24	
Henrique BAPTISTA	36	Points 34 Quali Rank 32	11	Joseph BURTON-HARRI	89	Points 35 Quali Rank 39
	21				22	
Nicklas OSCARSSON	91	Points 32 Quali Rank 24	10	Sven VAN DER SLIK	45	Points 33 Quali Rank 22
	19				20	
Max TIMMERMANS	70	Points 27 Quali Rank 16	9	Jack BARTHOLOMEV	25	Points 30 Quali Rank 13
	17				18	
Sena SAKAGUCHI	104	Points 25 Quali Rank 2	8	Janneau ESMEIJER	9	Points 25 Quali Rank 18
	15				16	
Tobias HOLM	19	Points 23 Quali Rank 20	7	Sam SCHIPPERS	98	Points 24 Quali Rank 19
	13				14	
Kaan ONDER	7	Points 22 Quali Rank 11	6	Fazio FRANSSSEN	77	Points 22 Quali Rank 28
	11				12	
Lennert VAN BOGAERT	50	Points 20 Quali Rank 10	5	Ryan ANDERTON	69	Points 21 Quali Rank 4
	9				10	
Berkay BESLER	42	Points 17 Quali Rank 15	4	Max AITKEN	49	Points 18 Quali Rank 12
	7				8	
Ralf ARON	17	Points 16 Quali Rank 7	3	Jack WEPRIN	106	Points 17 Quali Rank 14
	5				6	
Guan Yu ZHOU	53	Points 6 Quali Rank 5	2	Thomas PREINING	18	Points 12 Quali Rank 9
	3				4	
Harry WEBB	35	Points 0 Quali Rank 1	1	Jan JONCK	40	Points 3 Quali Rank 3
	1				2	

Pole Position

Clerk of the course Nigel Edwards:
 Stewards (Chairman) Ian Watson:

Scrutineer Paul Klaassen:
 Timekeeping Ingrid/Meik Wagner:



Rotax Euro Challenge 2012 Salbris

Rotax Juniors

Salbris 1,495 Km

Pre-Final

16.09.2012 11:20

Race (10 Laps) started at 11:25:49

Pos	No.	Name	Nat.	Chassis	Race Team	Laps	Total Tm	Diff	Best Tm	In Lap	km/h	Points
1	35	Harry WEBB	GBR	Tonykart	Strawberry Racing	10	10:48.540		1:04.378	10	83,600	34
2	49	Max AITKEN	GBR	Formula K	Protrain Racing	10	10:51.887	3.347	1:04.243	7	83,776	33
3	69	Ryan ANDERTON	GBR	Tonykart	Coles Racing	10	10:52.055	3.515	1:04.263	7	83,750	32
4	53	Guan Yu ZHOU	GBR	Tonykart	Strawberry Racing	10	10:52.201	3.661	1:04.540	8	83,390	31
5	40	Jan JONCK	DEN	Tonykart	RS Competition	10	10:52.702	4.162	1:04.570	9	83,351	30
6	77	Fazio FRANSSEN	NED	Formula K	Formula K Europe	10	10:52.793	4.253	1:04.393	8	83,581	29
7	18	Thomas PREINING	AUT	Formula K	Protrain Racing	10	10:57.011	8.471	1:04.571	8	83,350	28
8	7	Kaan ONDER	TUR	Alonso	Borusan Otomotiv M/Sport	10	10:57.153	8.613	1:04.092	8	83,973	27
9	42	Berkay BESLER	TUR	Tonykart	DNR Racing/Bouvin Power	10	10:57.283	8.743	1:04.366	8	83,616	26
10	89	Joseph BURTON-HARRIS	AUS	Tonykart	R360 Ben George	10	10:59.759	11.219	1:04.662	7	83,233	25
11	106	Jack WEPRIN	USA	Alonso	Dan Holland Racing	10	10:59.898	11.358	1:04.856	4	82,984	24
12	50	Lennert VAN BOGAERT	BEL	Sodikart	Bouvin Power	10	11:00.009	11.469	1:04.533	6	83,399	23
13	9	Janneau ESMEIJER	NED	Intrepid	Team TKP	10	11:00.328	11.788	1:04.587	7	83,329	22
14	98	Sam SCHIPPERS	NED	Intrepid	Team TKP	10	11:01.215	12.675	1:04.663	7	83,232	21
15	17	Ralf ARON	EST	Tonykart	Aix Racing	10	11:01.450	12.910	1:04.817	9	83,034	20
16	70	Max TIMMERMANS	BEL	Formula K	Formula K Europe	10	11:01.512	12.972	1:04.615	7	83,293	19
17	91	Nicklas OSCARSSON	SWE	Kosmic	Paul Carr Racing	10	11:01.717	13.177	1:04.702	9	83,181	18
18	104	Sena SAKAGUCHI	JPN	Formula K	Formula K Europe	10	11:02.066	13.526	1:04.692	7	83,194	17
19	61	Josh WHITE	GBR	Tonykart	RL Racing Dept Ltd	10	11:02.209	13.669	1:04.473	10	83,477	16
20	19	Tobias HOLM	DEN	Kosmic	Star Karting	10	11:02.415	13.875	1:04.429	7	83,534	15
21	99	Philip HAMPRECHT	GER	LH Kart	Matis Motorsport	10	11:04.523	15.983	1:05.101	9	82,672	14
22	87	Tom MEIJER	NED	Formula K	Formula K Europe	10	11:04.597	16.057	1:04.730	8	83,145	13
23	36	Henrique BAPTISTA	POR	Kosmic	Paul Carr Racing	10	11:05.255	16.715	1:05.188	7	82,561	12
24	68	Vince HERCSIK	HUN	Birel	Kalman Motorsport	10	11:05.392	16.852	1:04.876	9	82,958	11
25	45	Sven VAN DER SLIK	NED	Intrepid	Team TKP	10	11:06.418	17.878	1:05.201	9	82,545	10
26	56	Thomas SALVA	CZE	MS Kart	MS Kart Racing Team	10	11:06.616	18.076	1:04.900	10	82,928	9
27	64	Momo OKUDA	JPN	Formula K	Formula K Europe	10	11:07.126	18.586	1:04.976	10	82,831	8
28	65	Emilien CARDE	FRA	Sodikart	Matec Competition	10	11:08.014	19.474	1:05.314	10	82,402	7
29	29	Teodor MORIN	SWE	Kosmic	Soda Kart	10	11:08.081	19.541	1:04.492	7	83,452	6
30	16	Ryo HIROOKA	JPN	Formula K	Formula K Europe	10	11:08.579	20.039	1:05.071	7	82,710	5
31	105	Parker THOMPSON	CAN	Birel	Kalman Motorsport	10	11:29.801	41.261	1:05.181	7	82,570	4
32	44	Ameer HASSAN	LIB	Intrepid	Team TKP	10	11:39.977	51.437	1:05.195	10	82,552	3
33	52	Boris KOLFF	NED	Intrepid	Team TKP	9	11:15.281	1 Lap	1:05.522	9	82,140	2
34	25	Jack BARTHOLOMEW	GBR	Zanardi	Coles Racing	1	1:11.643	9 Laps	1:10.893	1	75,917	1

Announcements

These results are provisional until the conclusion of any judicial and technical matters

No. 7 + 105 + 50 warning board

Started: 34 Classified: 34 Not classified: 0

Margin of Victory	Ø km/h	Best Lap Tm	km/h	Best Lap by
3.347	82,986	1:04.092	83,973	7 - Kaan ONDER

Official Timing www.camp-company.de / www.motorsport-events.se

Orbits

Timekeeping Ingrid and Meik Wagner:

Clerk of the course Nigel Edwards:

www.mylaps.com

Steward (Chairman) Ian Watson:

Chief Scrutineer Paul Klaassen:

Licensed to: Motorsport Events

Printed: 16.09.2012 11:38:24

posted at:

h

Rotax Euro Challenge 2012 Salbris

Rotax Juniors

Salbris 1,495 Km

Pre-Final

16.09.2012 11:20

Race (10 Laps) started at 11:25:49

Table with columns: Lap, Time of Day, Lap Tm, Diff, S1 Tm, S2 Tm, S3 Tm. Rows include drivers: Harry WEBB, Max AITKEN, Ryan ANDERTON, Guan Yu ZHOU, Jan JONCK, Fazio FRANSSSEN, Thomas PREINING, Kaan ONDER, Berkay BESLER, Joseph BURTON-HARRIS, Jack WEPRIN.



Rotax Euro Challenge 2012 Salbris

Rotax Juniors

Salbris 1,495 Km

Pre-Final

16.09.2012 11:20

Race (10 Laps) started at 11:25:49

Lap	Time of Day	Lap Tm	Diff	S1 Tm	S2 Tm	S3 Tm	Lap	Time of Day	Lap Tm	Diff	S1 Tm	S2 Tm	S3 Tm
(36) Henrique BAPTISTA													
1	11:27:01.970	1:11.683	+6.495	28.385	19.874	23.424	5	11:31:29.199	1:05.588	+0.274	22.840	19.346	23.402
2	11:28:09.287	1:07.317	+2.129	23.181	20.296	23.840	6	11:32:34.627	1:05.428	+0.114	22.805	19.296	23.327
3	11:29:16.215	1:06.928	+1.740	24.226	19.521	23.181	7	11:33:40.157	1:05.530	+0.216	22.854	19.310	23.366
4	11:30:21.749	1:05.534	+0.346	22.948	19.416	23.170	8	11:34:46.122	1:05.965	+0.651	22.755	19.535	23.675
5	11:31:27.162	1:05.413	+0.225	22.984	19.248	23.181	9	11:35:51.914	1:05.792	+0.478	23.212	19.328	23.252
6	11:32:32.674	1:05.512	+0.324	23.214	19.224	23.074	10	11:36:57.228	1:05.314		22.669	19.277	23.368
7	11:33:37.862	1:05.188		22.812	19.271	23.105	(29) Teodor MORIN						
8	11:34:43.173	1:05.311	+0.123	22.842	19.259	23.210	1	11:27:02.110	1:11.262	+6.770	27.996	19.882	23.384
9	11:35:48.556	1:05.383	+0.195	23.143	19.222	23.018	2	11:28:09.396	1:07.286	+2.794	23.118	20.327	23.841
10	11:36:54.469	1:05.913	+0.725	23.188	19.488	23.237	3	11:29:18.160	1:08.764	+4.272	24.574	20.888	23.302
(68) Vince HERCSIK							4	11:30:27.224	1:09.064	+4.572	23.044	22.765	23.255
1	11:27:02.723	1:12.227	+7.351	28.894	19.920	23.413	5	11:31:32.137	1:04.913	+0.421	22.596	19.222	23.095
2	11:28:10.274	1:07.551	+2.675	23.311	19.839	24.401	6	11:32:36.927	1:04.790	+0.298	22.484	19.212	23.094
3	11:29:16.583	1:06.309	+1.433	23.628	19.428	23.253	7	11:33:41.419	1:04.492		22.339	19.146	23.007
4	11:30:21.944	1:05.361	+0.485	22.892	19.297	23.172	8	11:34:46.403	1:04.984	+0.492	22.424	19.342	23.218
5	11:31:27.985	1:06.041	+1.165	23.344	19.581	23.116	9	11:35:52.140	1:05.737	+1.245	23.183	19.201	23.353
6	11:32:33.327	1:05.342	+0.466	22.954	19.310	23.078	10	11:36:57.295	1:05.155	+0.663	22.911	19.082	23.162
7	11:33:39.345	1:06.018	+1.142	23.654	19.297	23.067	(16) Ryo HIROOKA						
8	11:34:44.318	1:04.973	+0.097	22.673	19.231	23.069	1	11:27:02.974	1:12.031	+6.960	28.614	19.983	23.434
9	11:35:49.194	1:04.876		22.705	19.111	23.060	2	11:28:10.758	1:07.784	+2.713	23.304	19.782	24.698
10	11:36:54.606	1:05.412	+0.536	22.717	19.516	23.179	3	11:29:19.181	1:08.423	+3.352	24.260	20.126	24.037
(45) Sven VAN DER SLIK							4	11:30:25.074	1:05.893	+0.822	22.947	19.664	23.282
1	11:27:01.795	1:11.589	+6.388	28.353	19.754	23.482	5	11:31:30.473	1:05.399	+0.328	22.984	19.225	23.190
2	11:28:09.983	1:08.188	+2.987	23.789	20.081	24.318	6	11:32:35.709	1:05.236	+0.165	22.830	19.176	23.230
3	11:29:16.064	1:06.081	+0.880	23.259	19.553	23.269	7	11:33:40.780	1:05.071		22.819	19.163	23.089
4	11:30:21.575	1:05.511	+0.310	22.964	19.390	23.157	8	11:34:46.289	1:05.509	+0.438	22.753	19.517	23.239
5	11:31:27.876	1:06.301	+1.100	23.378	19.743	23.180	9	11:35:52.326	1:06.037	+0.966	23.688	19.303	23.046
6	11:32:33.915	1:06.039	+0.838	23.414	19.450	23.175	10	11:36:57.793	1:05.467	+0.396	23.130	19.209	23.128
7	11:33:39.687	1:05.772	+0.571	23.172	19.441	23.159	(105) Parker THOMPSON						
8	11:34:45.096	1:05.409	+0.208	22.857	19.353	23.199	1	11:27:06.640	1:16.034	+10.853	32.652	19.790	23.592
9	11:35:50.297	1:05.201		22.789	19.249	23.163	2	11:28:12.885	1:06.245	+1.064	23.023	19.722	23.500
10	11:36:55.632	1:05.335	+0.134	22.848	19.337	23.150	3	11:29:18.938	1:06.053	+0.872	22.848	19.633	23.572
(56) Thomas SALVA							4	11:30:46.844	1:27.906	+22.725	44.832	19.644	23.430
1	11:27:03.975	1:13.426	+8.526	29.623	20.160	23.643	5	11:31:52.426	1:05.582	+0.401	22.795	19.348	23.439
2	11:28:10.879	1:06.904	+2.004	23.433	19.779	23.692	6	11:32:57.953	1:05.527	+0.346	22.741	19.434	23.352
3	11:29:18.398	1:07.519	+2.619	23.799	20.361	23.359	7	11:34:03.134	1:05.181		22.644	19.246	23.291
4	11:30:24.752	1:06.354	+1.454	23.119	19.908	23.327	8	11:35:08.462	1:05.328	+0.147	22.593	19.387	23.348
5	11:31:29.913	1:05.161	+0.261	22.797	19.229	23.135	9	11:36:13.688	1:05.226	+0.045	22.708	19.301	23.217
6	11:32:34.930	1:05.017	+0.117	22.687	19.193	23.137	10	11:37:19.015	1:05.327	+0.146	22.617	19.331	23.379
7	11:33:40.015	1:05.085	+0.185	22.759	19.211	23.115	(44) Ameer HASSAN						
8	11:34:45.878	1:05.863	+0.963	22.759	19.901	23.203	1	11:27:04.266	1:13.394	+8.199	28.894	20.285	24.215
9	11:35:50.930	1:05.052	+0.152	22.737	19.199	23.116	2	11:28:11.222	1:06.956	+1.761	23.619	19.643	23.694
10	11:36:55.830	1:04.900		22.620	19.222	23.058	3	11:29:18.796	1:07.574	+2.379	23.992	20.060	23.522
(64) Momo OKUDA							4	11:30:56.382	1:37.586	+32.391	54.566	19.553	23.467
1	11:27:04.392	1:13.724	+8.748	29.623	20.136	23.965	5	11:32:02.068	1:05.686	+0.491	23.046	19.378	23.262
2	11:28:11.110	1:06.718	+1.742	23.194	19.758	23.766	6	11:33:07.631	1:05.563	+0.368	22.859	19.415	23.289
3	11:29:17.986	1:06.876	+1.900	23.704	19.755	23.417	7	11:34:13.130	1:05.499	+0.304	22.850	19.337	23.312
4	11:30:24.987	1:07.001	+2.025	23.148	20.493	23.360	8	11:35:18.541	1:05.411	+0.216	22.831	19.316	23.264
5	11:31:30.173	1:05.186	+0.210	22.721	19.275	23.190	9	11:36:23.996	1:05.455	+0.260	22.846	19.267	23.342
6	11:32:35.218	1:05.045	+0.069	22.535	19.355	23.155	10	11:37:29.191	1:05.195		22.748	19.225	23.222
7	11:33:40.249	1:05.031	+0.055	22.630	19.192	23.209	(42) Boris KOLFF						
8	11:34:46.163	1:05.914	+0.938	22.781	19.781	23.352	1	11:28:16.305	2:25.109	+1:19.587	30.112	24.638	1:30.359
9	11:35:51.364	1:05.201	+0.225	22.929	19.223	23.049	2	11:29:23.979	1:07.674	+2.152	24.464	19.697	23.513
10	11:36:56.340	1:04.976		22.478	19.332	23.166	3	11:30:29.926	1:05.947	+0.425	23.136	19.448	23.363
(65) Emilien CARDE							4	11:31:35.837	1:05.911	+0.389	23.095	19.464	23.352
1	11:27:03.679	1:12.503	+7.189	28.842	20.138	23.523	5	11:32:41.471	1:05.634	+0.112	22.843	19.424	23.367
2	11:28:10.985	1:07.306	+1.992	23.507	19.787	24.012	6	11:33:47.320	1:05.849	+0.327	22.964	19.515	23.370
3	11:29:17.507	1:06.522	+1.208	23.534	19.619	23.369	7	11:34:53.269	1:05.949	+0.427	23.074	19.523	23.352
4	11:30:23.611	1:06.104	+0.790	23.390	19.305	23.409	8	11:35:58.973	1:05.704	+0.182	23.036	19.326	23.342
							9	11:37:04.495	1:05.522		22.959	19.270	23.293



Rotax Euro Challenge 2012 Salbris

Rotax Juniors

Salbris 1,495 Km

Pre-Final

16.09.2012 11:20

Race (10 Laps) started at 11:25:49

Lap	Time of Day	Lap Tm	Diff	S1 Tm	S2 Tm	S3 Tm	Lap	Time of Day	Lap Tm	Diff	S1 Tm	S2 Tm	S3 Tm
<hr/>													
<i>(25)</i> Jack BARTHOLOMEW													
1	11:27:00.857	1:10.893		27.882	19.548	23.463							

Timekeeping Ingrid and Meik Wagner:

Clerk of the course Nigel Edwards:

Steward (Chairman) Ian Watson:

Chief Scrutineer Paul Klaassen:

www.mylaps.com

Licensed to: Motorsport Events

Rotax Euro Challenge 2012
 Class: Rotax Max Juniors
 Date/Time: 16.09.2012 14:00

Track: Salbris / France
 Heat: Final
 Laps: 13

Edition 1

Boris KOLFF	52	Laps 9 Tm. 11:15.281	17	Jack BARTHOLOMEV	25	Laps 1 Tm. 1:11.643
	33				34	
Parker THOMPSON	105	Laps 10 Tm. 11:29.801	16	Ameer HASSAN	44	Laps 10 Tm. 11:39.977
	31				32	
Teodor MORIN	29	Laps 10 Tm. 11:08.081	15	Ryo HIROOKA	16	Laps 10 Tm. 11:08.579
	29				30	
Momo OKUDA	64	Laps 10 Tm. 11:07.126	14	Emilien CARDE	65	Laps 10 Tm. 11:08.014
	27				28	
Sven VAN DER SLIK	45	Laps 10 Tm. 11:06.418	13	Thomas SALVA	56	Laps 10 Tm. 11:06.616
	25				26	
Henrique BAPTISTA	36	Laps 10 Tm. 11:05.255	12	Vince HERCSIK	68	Laps 10 Tm. 11:05.392
	23				24	
Philip HAMPRECHT	99	Laps 10 Tm. 11:04.523	11	Tom MEIJER	87	Laps 10 Tm. 11:04.597
	21				22	
Josh WHITE	61	Laps 10 Tm. 11:02.209	10	Tobias HOLM	19	Laps 10 Tm. 11:02.415
	19				20	
Nicklas OSCARSSON	91	Laps 10 Tm. 11:01.717	9	Sena SAKAGUCHI	104	Laps 10 Tm. 11:02.066
	17				18	
Ralf ARON	17	Laps 10 Tm. 11:01.450	8	Max TIMMERMANS	70	Laps 10 Tm. 11:01.512
	15				16	
Janneau ESMEIJER	9	Laps 10 Tm. 11:00.328	7	Sam SCHIPPERS	98	Laps 10 Tm. 11:01.215
	13				14	
Jack WEPRIN	106	Laps 10 Tm. 10:59.898	6	Lennert VAN BOGAERT	50	Laps 10 Tm. 11:00.009
	11				12	
Berkay BESLER	42	Laps 10 Tm. 10:57.283	5	Joseph BURTON-HARRI	89	Laps 10 Tm. 10:59.759
	9				10	
Thomas PREINING	18	Laps 10 Tm. 10:57.011	4	Kaan ONDER	7	Laps 10 Tm. 10:57.153
	7				8	
Jan JONCK	40	Laps 10 Tm. 10:52.702	3	Fazio FRANSSEN	77	Laps 10 Tm. 10:52.793
	5				6	
Ryan ANDERTON	69	Laps 10 Tm. 10:52.055	2	Guan Yu ZHOU	53	Laps 10 Tm. 10:52.201
	3				4	
Harry WEBB	35	Laps 10 Tm. 10:48.540	1	Max AITKEN	49	Laps 10 Tm. 10:51.887
	1				2	

Pole Position

Clerk of the course Nigel Edwards:
 Stewards (Chairman) Ian Watson:

Scrutineer Paul Klaassen:
 Timekeeping Ingrid/Meik Wagner:



Rotax Euro Challenge 2012 Salbris

Rotax Juniors

Salbris 1,495 Km

Final

16.09.2012 14:00

Race (13 Laps) started at 14:18:20

Pos	No.	Name	Nat.	Chassis	Race Team	Laps	Total Tm	Diff	Best Tm	In Lap	km/h	Points
1	53	Guan Yu ZHOU	GBR	Tonykart	Strawberry Racing	13	13:58.438		1:04.057	8	84,019	55
2	35	Harry WEBB	GBR	Tonykart	Strawberry Racing	13	13:58.662	0.224	1:03.982	9	84,117	52
3	9	Janneau ESMEIJER	NED	Intrepid	Team TKP	13	14:05.664	7.226	1:03.956	9	84,152	50
4	69	Ryan ANDERTON	GBR	Tonykart	Coles Racing	13	14:06.363	7.925	1:04.384	8	83,592	49
5	77	Fazio FRANSSEN	NED	Formula K	Formula K Europe	13	14:06.575	8.137	1:04.522	9	83,413	48
6	98	Sam SCHIPPERS	NED	Intrepid	Team TKP	13	14:08.353	9.915	1:04.420	13	83,545	47
7	7	Kaan ONDER	TUR	Alonso	Borusan Otomotiv M/Sport	13	14:08.906	10.468	1:04.202	13	83,829	46
8	61	Josh WHITE	GBR	Tonykart	RL Racing Dept Ltd	13	14:11.378	12.940	1:04.426	12	83,538	45
9	17	Ralf ARON	EST	Tonykart	Aix Racing	13	14:11.559	13.121	1:04.349	8	83,638	44
10	91	Nicklas OSCARSSON	SWE	Kosmic	Paul Carr Racing	13	14:12.750	14.312	1:04.416	8	83,551	43
11	89	Joseph BURTON-HARRIS	AUS	Tonykart	R360 Ben George	13	14:13.389	14.951	1:04.029	9	84,056	42
12	50	Lennert VAN BOGAERT	BEL	Sodikart	Bouvin Power	13	14:13.512	15.074	1:04.320	9	83,675	41
13	36	Henrique BAPTISTA	POR	Kosmic	Paul Carr Racing	13	14:13.731	15.293	1:04.469	5	83,482	40
14	42	Berkay BESLER	TUR	Tonykart	DNR Racing/Bouvin Power	13	14:13.949	15.511	1:04.528	8	83,406	39
15	87	Tom MEIJER	NED	Formula K	Formula K Europe	13	14:14.175	15.737	1:04.520	10	83,416	38
16	105	Parker THOMPSON	CAN	Birel	Kalman Motorsport	13	14:16.687	18.249	1:04.289	7	83,716	37
17	56	Thomas SALVA	CZE	MS Kart	MS Kart Racing Team	13	14:17.363	18.925	1:04.458	11	83,496	36
18	104	Sena SAKAGUCHI	JPN	Formula K	Formula K Europe	13	14:18.029	19.591	1:04.236	7	83,785	35
19	25	Jack BARTHOLOMEW	GBR	Zanardi	Coles Racing	13	14:18.250	19.812	1:04.306	6	83,694	34
20	18	Thomas PREINING	AUT	Formula K	Protrain Racing	13	14:19.335	20.897	1:04.209	8	83,820	33
21	64	Momo OKUDA	JPN	Formula K	Formula K Europe	13	14:19.585	21.147	1:04.997	11	82,804	32
22	70	Max TIMMERMANS	BEL	Formula K	Formula K Europe	13	14:19.767	21.329	1:04.893	9	82,937	31
23	19	Tobias HOLM	DEN	Kosmic	Star Karting	13	14:19.855	21.417	1:04.680	10	83,210	30
24	44	Ameer HASSAN	LIB	Intrepid	Team TKP	13	14:20.786	22.348	1:04.854	7	82,986	29
25	45	Sven VAN DER SLIK	NED	Intrepid	Team TKP	13	14:21.016	22.578	1:04.771	10	83,093	28
26	16	Ryo HIROOKA	JPN	Formula K	Formula K Europe	13	14:21.130	22.692	1:04.414	9	83,553	27
27	52	Boris KOLFF	NED	Intrepid	Team TKP	13	14:24.105	25.667	1:04.965	13	82,845	26
28	65	Emilien CARDE	FRA	Sodikart	Matec Competition	13	14:27.021	28.583	1:05.441	10	82,242	25
29	106	Jack WEPRIN	USA	Alonso	Dan Holland Racing	13	14:27.160	28.722	1:04.724	12	83,153	24
30	68	Vince HERCSIK	HUN	Birel	Kalman Motorsport	13	14:30.870	32.432	1:04.445	6	83,513	23
31	40	Jan JONCK	DEN	Tonykart	RS Competition	10	10:50.682	3 Laps	1:04.179	8	83,859	22
32	99	Philip HAMPRECHT	GER	LH Kart	Matis Motorsport	8	8:56.463	5 Laps	1:04.891	6	82,939	21
33	29	Teodor MORIN	SWE	Kosmic	Soda Kart	2	2:17.873	11 Laps	1:06.228	2	81,265	20
34	49	Max AITKEN	GBR	Formula K	Protrain Racing		0.004	13 Laps		0	-	19

Announcements

These results are provisional until the conclusion of any judicial and technical matters

No. 89 warning board

Started: 34 Classified: 34 Not classified: 0

Margin of Victory	Ø km/h	Best Lap Tm	km/h	Best Lap by
0.224	83,448	1:03.956	84,152	9 - Janneau ESMEIJER

Official Timing www.camp-company.de / www.motorsport-events.se

Orbits

Timekeeping Ingrid and Meik Wagner:

Clerk of the course Nigel Edwards:

www.mylaps.com

Steward (Chairman) Ian Watson:

Chief Scrutineer Paul Klaassen:

Licensed to: Motorsport Events

Printed: 16.09.2012 14:33:35

posted at:

h



Rotax Euro Challenge 2012 Salbris

Rotax Juniors

Salbris 1,495 Km

Final

16.09.2012 14:00

Race (13 Laps) started at 14:18:20

Lap	Time of Day	Lap Tm	Diff	S1 Tm	S2 Tm	S3 Tm	Lap	Time of Day	Lap Tm	Diff	S1 Tm	S2 Tm	S3 Tm
8	14:27:13.966	1:05.215	+0.979	22.699	19.416	23.100							
9	14:28:18.535	1:04.569	+0.333	22.654	18.935	22.980							
10	14:29:23.222	1:04.687	+0.451	22.457	19.055	23.175							
11	14:30:27.901	1:04.679	+0.443	22.824	18.897	22.958							
12	14:31:32.561	1:04.660	+0.424	22.817	18.900	22.943							
13	14:32:38.043	1:05.482	+1.246	23.519	18.990	22.973							
(25) Jack BARTHOLOMEW													
1	14:19:34.663	1:12.485	+8.179	28.013	20.532	23.940							
2	14:20:40.358	1:05.695	+1.389	23.170	19.384	23.141							
3	14:21:45.808	1:05.450	+1.144	23.165	19.155	23.130							
4	14:22:51.259	1:05.451	+1.145	22.685	19.162	23.604							
5	14:23:56.404	1:05.145	+0.839	22.776	19.353	23.016							
6	14:25:00.710	1:04.306		22.434	18.966	22.906							
7	14:26:05.459	1:04.749	+0.443	22.826	19.003	22.920							
8	14:27:11.791	1:06.332	+2.026	24.344	19.132	22.856							
9	14:28:16.534	1:04.743	+0.437	22.496	19.316	22.931							
10	14:29:21.874	1:05.340	+1.034	22.485	19.504	23.351							
11	14:30:26.320	1:04.446	+0.140	22.546	19.971	22.929							
12	14:31:31.762	1:05.442	+1.136	23.299	19.147	22.996							
13	14:32:38.264	1:06.502	+2.196	24.473	19.119	22.910							
(18) Thomas PREINING													
1	14:19:27.575	1:07.306	+3.097	24.713	19.403	23.190							
2	14:20:32.920	1:05.345	+1.136	22.681	19.633	23.031							
3	14:21:37.579	1:04.659	+0.450	22.668	19.087	22.904							
4	14:22:42.095	1:04.516	+0.307	22.517	19.029	22.970							
5	14:23:46.456	1:04.361	+0.152	22.376	19.066	22.919							
6	14:24:51.037	1:04.581	+0.372	22.720	18.936	22.925							
7	14:25:55.439	1:04.402	+0.193	22.506	18.969	22.927							
8	14:26:59.648	1:04.209		22.367	18.953	22.889							
9	14:28:05.599	1:05.951	+1.742	24.039	18.940	22.972							
10	14:29:10.541	1:04.942	+0.733	22.622	19.192	23.128							
11	14:30:29.099	1:18.558	+14.349	36.725	18.958	22.875							
12	14:31:33.932	1:04.833	+0.624	22.843	18.947	23.043							
13	14:32:39.349	1:05.417	+1.208	22.739	19.392	23.286							
(64) Momo OKUDA													
1	14:19:32.240	1:11.111	+6.114	27.575	20.056	23.480							
2	14:20:38.277	1:06.037	+1.040	23.069	19.664	23.304							
3	14:21:44.346	1:06.069	+1.072	23.068	19.507	23.494							
4	14:22:49.965	1:05.619	+0.622	22.961	19.373	23.285							
5	14:23:55.019	1:05.054	+0.057	22.675	19.188	23.191							
6	14:25:00.320	1:05.301	+0.304	22.897	19.459	22.945							
7	14:26:06.155	1:05.835	+0.838	22.991	19.417	23.427							
8	14:27:11.559	1:05.404	+0.407	23.281	19.090	23.033							
9	14:28:17.607	1:06.048	+1.051	22.558	20.381	23.109							
10	14:29:23.404	1:05.797	+0.800	22.744	19.470	23.583							
11	14:30:28.401	1:04.997		22.799	19.193	23.005							
12	14:31:33.823	1:05.422	+0.425	23.013	19.177	23.232							
13	14:32:39.599	1:05.776	+0.779	22.997	19.368	23.411							
(16) Ryo HIROOKA													
1	14:19:35.851	1:14.301	+9.887	29.352	20.840	24.109							
2	14:20:42.144	1:06.293	+1.879	23.823	19.328	23.142							
3	14:21:48.162	1:06.018	+1.604	23.590	19.430	22.998							
4	14:22:54.261	1:06.099	+1.685	23.378	19.576	23.145							
5	14:24:01.250	1:06.989	+2.575	24.633	19.302	23.054							
6	14:25:05.924	1:04.674	+0.260	22.602	19.117	22.955							
7	14:26:10.749	1:04.825	+0.411	22.729	19.112	22.984							
8	14:27:16.167	1:05.418	+1.004	23.041	19.291	23.086							
9	14:28:20.581	1:04.414		22.507	18.979	22.928							
10	14:29:25.066	1:04.485	+0.071	22.467	19.005	23.013							
11	14:30:29.862	1:04.796	+0.382	22.628	19.129	23.039							
12	14:31:35.368	1:05.506	+1.092	22.950	19.451	23.105							
13	14:32:41.144	1:05.776	+1.362	23.599	19.086	23.091							
(52) Boris KOLFF													
1	14:19:35.345	1:13.381	+8.416	28.331	21.291	23.759							
2	14:20:41.433	1:06.088	+1.123	23.449	19.363	23.276							
3	14:21:47.567	1:06.134	+1.169	22.872	19.673	23.589							
4	14:22:54.135	1:06.568	+1.603	23.488	19.849	23.231							

Timekeeping Ingrid and Meik Wagner:

Clerk of the course Nigel Edwards:

www.mylaps.com

Steward (Chairman) Ian Watson:

Chief Scrutineer Paul Klaassen:

Licensed to: Motorsport Events



Rotax Euro Challenge 2012 Salbris

Rotax Juniors

Salbris 1,495 Km

Final

16.09.2012 14:00

Race (13 Laps) started at 14:18:20

Lap	Time of Day	Lap Tm	Diff	S1 Tm	S2 Tm	S3 Tm	Lap	Time of Day	Lap Tm	Diff	S1 Tm	S2 Tm	S3 Tm
5	14:24:00.548	1:06.413	+1.448	24.013	19.349	23.051							
6	14:25:05.576	1:05.028	+0.063	22.714	19.220	23.094							
7	14:26:10.565	1:04.989	+0.024	22.649	19.161	23.179							
8	14:27:16.814	1:06.249	+1.284	23.846	19.347	23.056							
9	14:28:23.483	1:06.669	+1.704	23.597	19.777	23.295							
10	14:29:29.011	1:05.528	+0.563	22.603	19.132	23.793							
11	14:30:34.059	1:05.048	+0.083	22.661	19.236	23.151							
12	14:31:39.154	1:05.095	+0.130	22.774	19.221	23.100							
13	14:32:44.119	1:04.965		22.562	19.146	23.257							
(65) Emilien CARDE							(99) Philip HAMPRECHT						
1	14:19:34.988	1:13.656	+8.215	29.666	20.385	23.605	1	14:19:33.486	1:12.685	+7.794	28.709	20.412	23.564
2	14:20:41.162	1:06.174	+0.733	23.155	19.539	23.480	2	14:20:39.939	1:06.453	+1.562	23.774	19.343	23.336
3	14:21:47.220	1:06.058	+0.617	22.927	19.733	23.398	3	14:21:47.033	1:07.094	+2.203	23.459	20.300	23.335
4	14:22:54.055	1:06.835	+1.394	23.371	19.849	23.615	4	14:22:54.478	1:07.445	+2.554	24.853	19.438	23.154
5	14:24:01.906	1:07.851	+2.410	24.581	19.766	23.504	5	14:24:00.849	1:06.371	+1.480	23.903	19.356	23.112
6	14:25:07.614	1:05.708	+0.267	22.894	19.462	23.352	6	14:25:05.740	1:04.891		22.567	19.209	23.115
7	14:26:13.332	1:05.718	+0.277	22.937	19.447	23.334	7	14:26:10.665	1:04.925	+0.034	22.665	19.141	23.119
8	14:27:18.985	1:05.653	+0.212	22.912	19.320	23.421	8	14:27:16.477	1:05.812	+0.921	23.433	19.233	23.146
9	14:28:24.599	1:05.614	+0.173	22.880	19.302	23.432	(29) Teodor MORIN						
10	14:29:30.040	1:05.441		22.770	19.323	23.348	1	14:19:31.659	1:10.430	+4.202	26.919	20.018	23.493
11	14:30:35.650	1:05.610	+0.169	22.978	19.248	23.384	2	14:20:37.887	1:06.228		23.452	19.608	23.168
12	14:31:41.283	1:05.633	+0.192	22.909	19.288	23.436	(106) Jack WEPRIN						
13	14:32:47.035	1:05.752	+0.311	22.875	19.284	23.593	1	14:19:29.499	1:09.070	+4.346	25.847	19.600	23.623
(68) Vince HERCSIK							(40) Jan JONCK						
1	14:19:35.534	1:14.479	+10.034	30.255	20.378	23.846	1	14:19:27.206	1:07.020	+2.841	24.411	19.437	23.172
2	14:20:41.720	1:06.186	+1.741	23.823	19.238	23.125	2	14:20:32.699	1:05.493	+1.314	22.905	19.357	23.231
3	14:21:48.971	1:07.251	+2.806	23.776	20.444	23.031	3	14:21:37.354	1:04.655	+0.476	22.675	19.060	22.920
4	14:22:54.849	1:05.878	+1.433	23.224	19.467	23.187	4	14:22:41.906	1:04.552	+0.373	22.534	19.076	22.942
5	14:24:01.652	1:06.803	+2.358	24.198	19.474	23.131	5	14:23:46.595	1:04.689	+0.510	22.458	19.321	22.910
6	14:25:06.097	1:04.445		22.506	19.034	22.905	6	14:24:51.350	1:04.755	+0.576	22.844	19.077	22.834
7	14:26:10.964	1:04.867	+0.422	22.768	19.083	23.016	7	14:25:55.663	1:04.313	+0.134	22.422	19.056	22.835
8	14:27:16.554	1:05.590	+1.145	23.303	19.262	23.025	8	14:26:59.842	1:04.179		22.346	18.952	22.881
9	14:28:28.852	1:12.298	+7.853	23.743	25.443	23.112	9	14:28:05.951	1:06.109	+1.930	24.213	19.071	22.825
10	14:29:33.485	1:04.633	+0.188	22.558	19.056	23.019	10	14:29:10.696	1:04.745	+0.566	22.431	19.139	23.175
11	14:30:41.271	1:07.786	+3.341	25.527	19.180	23.079							
12	14:31:46.333	1:05.062	+0.617	22.826	19.182	23.054							
13	14:32:50.884	1:04.551	+0.106	22.551	18.996	23.004							



Rotax Euro Challenge 2012 Salbris

Rotax Juniors

Salbris 1,495 Km

Non Qualifying Practice 1 Even Numbers

14.09.2012 12:20

Practice (7:00 Time) started at 12:20:01

Pos	No.	Name	Nat.	Chassis	Race Team	Laps	Best Tm	Diff	Gap In Lap	km/h
1	26	Jessica BACKMAN	SWE	Tonykart	Strawberry Racing	6	1:04.341			6 83,648
2	50	Lennert VAN BOGAERT	BEL	Maranello	Bouvin Power	6	1:04.391	0.050	0.050	6 83,583
3	40	Jan JONCK	DEN	Tonykart	RS Competition	6	1:04.489	0.148	0.098	6 83,456
4	36	Henrique BAPTISTA	POR	Kosmic	Paul Carr Racing	6	1:04.608	0.267	0.119	6 83,302
5	68	Vince HERCSIK	HUN	Birel	Kalman Motorsport	6	1:04.622	0.281	0.014	6 83,284
6	98	Sam SCHIPPERS	NED	Intrepid	Team TKP	6	1:04.641	0.300	0.019	5 83,260
7	42	Berkay BESLER	TUR	Tonykart	DNR Racing/Bouvin Power	6	1:04.817	0.476	0.176	6 83,034
8	104	Sena SAKAGUCHI	JPN	Formula K	Formula K Europe	6	1:04.822	0.481	0.005	6 83,027
9	106	Jack WEPRIN	USA	Alonso	Dan Holland Racing	6	1:04.842	0.501	0.020	6 83,002
10	18	Thomas PREINING	AUT	Formula K	Protrain Racing	4	1:04.928	0.587	0.086	3 82,892
11	44	Ameer HASSAN	LIB	Intrepid	Team TKP	6	1:04.946	0.605	0.018	5 82,869
12	56	Thomas SALVA	CZE	MS Kart	MS Kart Racing Team	6	1:05.063	0.722	0.117	6 82,720
13	70	Max TIMMERMANS	BEL	Formula K	Formula K Europe	6	1:05.206	0.865	0.143	6 82,538
14	16	Ryo HIROOKA	JPN	Formula K	Formula K Europe	6	1:05.287	0.946	0.081	5 82,436
15	52	Boris KOLFF	NED	Intrepid	Team TKP	6	1:05.360	1.019	0.073	5 82,344
16	102	Sacha FENESTRAZ	FRA	Tonykart	Malevaut Sport	6	1:05.460	1.119	0.100	2 82,218
17	64	Momo OKUDA	JPN	Formula K	Formula K Europe	6	1:05.474	1.133	0.014	3 82,201
18	100	Eiza EDUARDAS	LTU	Energy	Energy Racing LT	6	1:05.623	1.282	0.149	6 82,014

Timekeeping Ingrid and Meik Wagner:

Clerk of the course Nigel Edwards:

Steward (Chairman) Ian Watson:

Chief Scrutineer Paul Klaassen:

www.mylaps.com

Licensed to: Motorsport Events



Rotax Euro Challenge 2012 Salbris

Rotax Juniors

Salbris 1,495 Km

Non Qualifying Practice 1 Even Numbers

14.09.2012 12:20

Practice (7:00 Time) started at 12:20:01

Lap	Time of Day	Lap Tm	Diff	S1 Tm	S2 Tm	S3 Tm	Lap	Time of Day	Lap Tm	Diff	S1 Tm	S2 Tm	S3 Tm
5	12:26:16.548	1:05.621	+0.147	22.959	19.319	23.343							
6	12:27:22.265	1:05.717	+0.243	22.919	19.388	23.410							

(100) Eiza EDUARDAS

1	12:21:41.557	1:07.944	+2.321	24.293	19.659	23.992
2	12:22:47.291	1:05.734	+0.111	23.027	19.328	23.379
3	12:23:53.417	1:06.126	+0.503	23.012	19.299	23.815
4	12:24:59.268	1:05.851	+0.228	23.111	19.387	23.353
5	12:26:05.335	1:06.067	+0.444	23.451	19.342	23.274
6	12:27:10.958	1:05.623		22.785	19.312	23.526



Rotax Euro Challenge 2012 Salbris

Rotax Juniors

Salbris 1,495 Km

Non Qualifying Practice 1 Odd Numbers

14.09.2012 12:30

Practice (7:00 Time) started at 12:31:38

Pos	No.	Name	Nat.	Chassis	Race Team	Laps	Best Tm	Diff	Gap In Lap	km/h
1	69	Ryan ANDERTON	GBR	Tonykart	Coles Racing	6	1:04.126			5 83,929
2	25	Jack BARTHOLOMEW	GBR	Zanardi	Coles Racing	6	1:04.250	0.124	0.124	3 83,767
3	89	Joseph BURTON-HARRIS	AUS	Tonykart	R360 Ben George	6	1:04.265	0.139	0.015	3 83,747
4	49	Max AITKEN	GBR	Formula K	Protrain Racing	6	1:04.318	0.192	0.053	6 83,678
5	61	Josh WHITE	GBR	Tonykart	RL Racing Dept Ltd	6	1:04.333	0.207	0.015	5 83,658
6	9	Janneau ESMEIJER	NED	Intrepid	Team TKP	6	1:04.339	0.213	0.006	5 83,651
7	37	Shayur HARPAL	RSA	Kosmic	Paul Carr Racing	6	1:04.352	0.226	0.013	5 83,634
8	105	Parker THOMPSON	CAN	Birel	Kalman Motorsport	6	1:04.360	0.234	0.008	3 83,623
9	91	Nicklas OSCARSSON	SWE	Kosmic	Paul Carr Racing	6	1:04.448	0.322	0.088	4 83,509
10	35	Harry WEBB	GBR	Tonykart	Strawberry Racing	6	1:04.452	0.326	0.004	4 83,504
11	53	Guan Yu ZHOU	GBR	Tonykart	Strawberry Racing	6	1:04.510	0.384	0.058	4 83,429
12	17	Ralf ARON	EST	Tonykart	Aix Racing	6	1:04.570	0.444	0.060	4 83,351
13	29	Teodor MORIN	SWE	Kosmic	Soda Kart	6	1:04.648	0.522	0.078	6 83,251
14	19	Tobias HOLM	DEN	Kosmic	Star Karting	6	1:04.722	0.596	0.074	3 83,156
15	45	Sven VAN DER SLIK	NED	Intrepid	Team TKP	6	1:04.874	0.748	0.152	5 82,961
16	7	Kaan ONDER	TUR	Alonso	Borusan Otomotiv M/Sport	6	1:04.915	0.789	0.041	4 82,908
17	77	Fazio FRANSSSEN	NED	Formula K	Formula K Europe	6	1:04.924	0.798	0.009	4 82,897
18	87	Tom MEIJER	NED	Formula K	Formula K Europe	6	1:05.127	1.001	0.203	6 82,639
19	65	Emilien CARDE	FRA	Sodikart	Matec Competition	6	1:05.157	1.031	0.030	3 82,600
20	101	Rokas BACIUSKA	LTU	Energy	Energy Racing LT	6	1:05.322	1.196	0.165	6 82,392
21	99	Philip HAMPRECHT	GER	LH Kart	Matis Motorsport	6	1:05.542	1.416	0.220	4 82,115

Timekeeping Ingrid and Meik Wagner:

Clerk of the course Nigel Edwards:

Steward (Chairman) Ian Watson:

Chief Scrutineer Paul Klaassen:

Licensed to: Motorsport Events

www.mylaps.com



Rotax Euro Challenge 2012 Salbris

Rotax Juniors

Salbris 1,495 Km

Non Qualifying Practice 1 Odd Numbers

14.09.2012 12:30

Practice (7:00 Time) started at 12:31:38

Lap	Time of Day	Lap Tm	Diff	S1 Tm	S2 Tm	S3 Tm	Lap	Time of Day	Lap Tm	Diff	S1 Tm	S2 Tm	S3 Tm
3	12:35:25.698	1:04.977	+0.053	22.566	19.106	23.305							
4	12:36:30.622	1:04.924		22.554	19.193	23.177							
5	12:37:35.558	1:04.936	+0.012	22.615	19.179	23.142							
6	12:38:40.713	1:05.155	+0.231	22.646	19.157	23.352							

(87) Tom MEIJER

1	12:33:18.227	1:05.609	+0.482	23.008	19.355	23.246
2	12:34:23.957	1:05.730	+0.603	23.397	19.177	23.156
3	12:35:29.565	1:05.608	+0.481	22.559	19.776	23.273
4	12:36:39.487	1:09.922	+4.795	24.014	22.528	23.380
5	12:37:44.764	1:05.277	+0.150	22.780	19.300	23.197
6	12:38:49.891	1:05.127		22.718	19.195	23.214

(65) Emilien CARDE

1	12:33:24.918	1:06.037	+0.880	23.284	19.209	23.544
2	12:34:30.439	1:05.521	+0.364	22.853	19.345	23.323
3	12:35:35.596	1:05.157		22.673	19.172	23.312
4	12:36:41.048	1:05.452	+0.295	22.634	19.517	23.301
5	12:37:46.246	1:05.198	+0.041	22.781	19.181	23.236
6	12:38:51.535	1:05.289	+0.132	22.646	19.284	23.359

(101) Rokas BACIUSKA

1	12:33:17.321	1:07.241	+1.919	23.432	19.663	24.146
2	12:34:23.566	1:06.235	+0.913	23.100	19.732	23.403
3	12:35:29.133	1:05.577	+0.255	22.820	19.402	23.355
4	12:36:35.478	1:06.345	+1.023	23.498	19.645	23.202
5	12:37:41.676	1:06.198	+0.876	23.059	19.433	23.706
6	12:38:46.998	1:05.322		22.624	19.496	23.202

(99) Philip HAMPRECHT

1	12:33:17.727	1:06.562	+1.020	23.460	19.518	23.584
2	12:34:25.662	1:07.935	+2.393	24.318	20.057	23.560
3	12:35:31.232	1:05.570	+0.028	22.752	19.379	23.439
4	12:36:36.774	1:05.542		23.100	19.225	23.217
5	12:37:42.365	1:05.591	+0.049	22.778	19.530	23.283
6	12:38:48.124	1:05.759	+0.217	23.065	19.403	23.291



Rotax Euro Challenge 2012 Salbris

Rotax Juniors

Salbris 1,495 Km

Non Qualifying Practice 2 Even Numbers

14.09.2012 14:20

Practice (7:00 Time) started at 14:20:08

Pos	No.	Name	Nat.	Chassis	Race Team	Laps	Best Tm	Diff	Gap In Lap	km/h
1	40	Jan JONCK	DEN	Tonykart	RS Competition	6	1:03.635			5 84,576
2	104	Sena SAKAGUCHI	JPN	Formula K	Formula K Europe	6	1:03.983	0.348	0.348	5 84,116
3	42	Berkay BESLER	TUR	Tonykart	DNR Racing/Bouvin Power	6	1:03.989	0.354	0.006	5 84,108
4	26	Jessica BACKMAN	SWE	Tonykart	Strawberry Racing	6	1:03.994	0.359	0.005	5 84,102
5	68	Vince HERCSIK	HUN	Birel	Kalman Motorsport	6	1:04.043	0.408	0.049	5 84,037
6	98	Sam SCHIPPERS	NED	Intrepid	Team TKP	5	1:04.113	0.478	0.070	4 83,946
7	50	Lennert VAN BOGAERT	BEL	Sodikart	Bouvin Power	5	1:04.162	0.527	0.049	4 83,881
8	106	Jack WEPRIN	USA	Alonso	Dan Holland Racing	6	1:04.171	0.536	0.009	5 83,870
9	18	Thomas PREINING	AUT	Formula K	Protrain Racing	6	1:04.195	0.560	0.024	5 83,838
10	70	Max TIMMERMANS	BEL	Formula K	Formula K Europe	6	1:04.217	0.582	0.022	5 83,810
11	56	Thomas SALVA	CZE	MS Kart	MS Kart Racing Team	6	1:04.263	0.628	0.046	4 83,750
12	16	Ryo HIROOKA	JPN	Formula K	Formula K Europe	6	1:04.315	0.680	0.052	5 83,682
13	64	Momo OKUDA	JPN	Formula K	Formula K Europe	6	1:04.383	0.748	0.068	5 83,593
14	36	Henrique BAPTISTA	POR	Kosmic	Paul Carr Racing	6	1:04.546	0.911	0.163	6 83,382
15	44	Ameer HASSAN	LIB	Intrepid	Team TKP	6	1:04.577	0.942	0.031	4 83,342
16	52	Boris KOLFF	NED	Intrepid	Team TKP	6	1:04.856	1.221	0.279	5 82,984
17	100	Eiza EDUARDAS	LTU	Energy	Energy Racing LT	6	1:05.302	1.667	0.446	5 82,417
18	102	Sacha FENESTRAZ	FRA	Tonykart	Malevaut Sport	5	1:05.534	1.899	0.232	5 82,125

Timekeeping Ingrid and Meik Wagner:

Clerk of the course Nigel Edwards:

Steward (Chairman) Ian Watson:

Chief Scrutineer Paul Klaassen:

www.mylaps.com

Licensed to: Motorsport Events



Rotax Euro Challenge 2012 Salbris

Rotax Juniors

Salbris 1,495 Km

Non Qualifying Practice 2 Even Numbers

14.09.2012 14:20

Practice (7:00 Time) started at 14:20:08

Lap	Time of Day	Lap Tm	Diff	S1 Tm	S2 Tm	S3 Tm	Lap	Time of Day	Lap Tm	Diff	S1 Tm	S2 Tm	S3 Tm
5	14:26:09.000	1:05.302		22.650	19.186	23.466							
6	14:27:14.853	1:05.853	+0.551	22.747	19.249	23.857							
(102) Sacha FENESTRAZ													
1	14:21:53.163	1:08.507	+2.973	24.355	20.397	23.755							
2	14:23:54.319	2:01.156	+55.622	23.407	20.140	1:17.609							
3	14:25:00.860	1:06.541	+1.007	23.730	19.356	23.455							
4	14:26:06.683	1:05.823	+0.289	23.124	19.383	23.316							
5	14:27:12.217	1:05.534		22.912	19.226	23.396							

Timekeeping Ingrid and Meik Wagner:

Clerk of the course Nigel Edwards:

Steward (Chairman) Ian Watson:

Chief Scrutineer Paul Klaassen:

www.mylaps.com

Licensed to: Motorsport Events



Rotax Euro Challenge 2012 Salbris

Rotax Juniors

Salbris 1,495 Km

Non Qualifying Practice 2 Odd Numbers

14.09.2012 14:30

Practice (7:00 Time) started at 14:30:00

Pos	No.	Name	Nat.	Chassis	Race Team	Laps	Best Tm	Diff	Gap In Lap	km/h
1	69	Ryan ANDERTON	GBR	Tonykart	Coles Racing	6	1:03.702			84,487
2	9	Janneau ESMEIJER	NED	Intrepid	Team TKP	6	1:03.726	0.024	0.024	84,455
3	89	Joseph BURTON-HARRIS	AUS	Tonykart	R360 Ben George	6	1:03.743	0.041	0.017	84,433
4	35	Harry WEBB	GBR	Tonykart	Strawberry Racing	6	1:03.809	0.107	0.066	84,345
5	25	Jack BARTHOLOMEW	GBR	Zanardi	Coles Racing	6	1:03.988	0.286	0.179	84,110
6	61	Josh WHITE	GBR	Tonykart	RL Racing Dept Ltd	6	1:03.988	0.286		84,110
7	17	Ralf ARON	EST	Tonykart	Aix Racing	7	1:04.033	0.331	0.045	84,050
8	53	Guan Yu ZHOU	GBR	Tonykart	Strawberry Racing	6	1:04.041	0.339	0.008	84,040
9	49	Max AITKEN	GBR	Formula K	Protrain Racing	6	1:04.133	0.431	0.092	83,919
10	7	Kaan ONDER	TUR	Alonso	Borusan Otomotiv M/Sport	6	1:04.155	0.453	0.022	83,891
11	19	Tobias HOLM	DEN	Kosmic	Star Karting	6	1:04.226	0.524	0.071	83,798
12	29	Teodor MORIN	SWE	Kosmic	Soda Kart	6	1:04.267	0.565	0.041	83,744
13	91	Nicklas OSCARSSON	SWE	Kosmic	Paul Carr Racing	6	1:04.268	0.566	0.001	83,743
14	45	Sven VAN DER SLIK	NED	Intrepid	Team TKP	6	1:04.329	0.627	0.061	83,664
15	87	Tom MEIJER	NED	Formula K	Formula K Europe	6	1:04.353	0.651	0.024	83,632
16	37	Shayur HARPAL	RSA	Kosmic	Paul Carr Racing	6	1:04.463	0.761	0.110	83,490
17	77	Fazio FRANSSSEN	NED	Formula K	Formula K Europe	6	1:04.556	0.854	0.093	83,369
18	105	Parker THOMPSON	CAN	Birel	Kalman Motorsport	6	1:04.840	1.138	0.284	83,004
19	99	Philip HAMPRECHT	GER	LH Kart	Matis Motorsport	6	1:05.265	1.563	0.425	82,464
20	101	Rokas BACIUSKA	LTU	Energy	Energy Racing LT	6	1:05.446	1.744	0.181	82,236
21	65	Emilien CARDE	FRA	Sodikart	Matec Competition	6	1:05.459	1.757	0.013	82,219

Timekeeping Ingrid and Meik Wagner:

Clerk of the course Nigel Edwards:

Steward (Chairman) Ian Watson:

Chief Scrutineer Paul Klaassen:

www.mylaps.com

Licensed to: Motorsport Events

Printed: 14.09.2012 14:38:06

posted at:

h



Rotax Euro Challenge 2012 Salbris

Rotax Juniors

Salbris 1,495 Km

Non Qualifying Practice 2 Odd Numbers

14.09.2012 14:30

Practice (7:00 Time) started at 14:30:00

Lap	Time of Day	Lap Tm	Diff	S1 Tm	S2 Tm	S3 Tm
(69) Ryan ANDERTON						
1	14:31:56.061	1:04.699	+0.997	22.765	18.962	22.972
2	14:33:00.013	1:03.952	+0.250	22.322	18.769	22.861
3	14:34:03.860	1:03.847	+0.145	22.250	18.808	22.789
4	14:35:07.562	1:03.702		22.168	18.746	22.788
5	14:36:11.538	1:03.976	+0.274	22.077	19.127	22.772
6	14:37:16.165	1:04.627	+0.925	22.236	19.613	22.778

(9) Janneau ESMEIJER						
1	14:32:14.484	1:04.946	+1.220	22.919	18.974	23.053
2	14:33:18.573	1:04.089	+0.363	22.313	18.833	22.943
3	14:34:22.444	1:03.871	+0.145	22.205	18.784	22.882
4	14:35:26.170	1:03.726		22.218	18.822	22.686
5	14:36:29.980	1:03.810	+0.084	22.080	18.937	22.793
6	14:37:33.914	1:03.934	+0.208	22.317	18.802	22.815

(89) Joseph BURTON-HARRIS						
1	14:31:48.220	1:04.792	+1.049	22.622	18.941	23.229
2	14:32:52.220	1:04.000	+0.257	22.328	18.781	22.891
3	14:33:56.303	1:04.083	+0.340	22.439	18.846	22.798
4	14:35:00.046	1:03.743		22.168	18.783	22.792
5	14:36:04.579	1:04.533	+0.790	22.581	19.007	22.945
6	14:37:10.061	1:05.482	+1.739	22.650	19.832	23.000

(35) Harry WEBB						
1	14:31:49.418	1:04.499	+0.690	22.466	18.908	23.125
2	14:32:53.936	1:04.518	+0.709	22.274	19.050	23.194
3	14:33:58.231	1:04.295	+0.486	22.244	19.035	23.016
4	14:35:02.040	1:03.809		22.042	18.781	22.986
5	14:36:07.878	1:05.838	+2.029	22.145	19.017	24.676
6	14:37:11.871	1:03.993	+0.184	22.157	18.928	22.908

(25) Jack BARTHOLOMEW						
1	14:31:58.614	1:05.573	+1.585	22.950	19.115	23.508
2	14:33:03.200	1:04.586	+0.598	22.566	18.811	23.209
3	14:34:07.258	1:04.058	+0.070	22.237	18.803	23.018
4	14:35:11.474	1:04.216	+0.228	22.287	18.893	23.036
5	14:36:15.462	1:03.988		22.173	18.837	22.978
6	14:37:19.715	1:04.253	+0.265	22.361	18.897	22.995

(61) Josh WHITE						
1	14:31:53.819	1:04.969	+0.981	22.834	19.083	23.052
2	14:32:57.958	1:04.139	+0.151	22.372	18.875	22.892
3	14:34:02.261	1:04.303	+0.315	22.361	18.903	23.039
4	14:35:06.249	1:03.988		22.336	18.827	22.825
5	14:36:10.520	1:04.271	+0.283	22.399	18.957	22.915
6	14:37:14.810	1:04.290	+0.302	22.450	18.963	22.877

(17) Ralf ARON						
1	14:31:35.002	1:05.308	+1.275	22.730	19.030	23.548
2	14:32:39.324	1:04.322	+0.289	22.346	18.896	23.080
3	14:33:43.475	1:04.151	+0.118	22.266	18.884	23.001
4	14:34:47.653	1:04.178	+0.145	22.316	18.891	22.971
5	14:35:51.686	1:04.033		22.252	18.916	22.865
6	14:36:55.800	1:04.114	+0.081	22.209	18.989	22.916
7	14:38:00.129	1:04.329	+0.296	22.387	18.973	22.969

(53) Guan Yu ZHOU						
1	14:31:46.920	1:05.042	+1.001	22.702	19.084	23.256
2	14:32:51.456	1:04.536	+0.495	22.483	18.898	23.155
3	14:33:55.849	1:04.393	+0.352	22.454	18.929	23.010
4	14:34:59.890	1:04.041		22.282	18.851	22.908
5	14:36:04.714	1:04.824	+0.783	22.843	19.043	22.938
6	14:37:09.070	1:04.356	+0.315	22.326	18.985	23.045

(49) Max AITKEN						
1	14:31:49.993	1:04.442	+0.309	22.537	18.840	23.065
2	14:32:54.290	1:04.297	+0.164	22.179	18.868	23.250
3	14:33:58.444	1:04.154	+0.021	22.138	18.997	23.019
4	14:35:02.642	1:04.198	+0.065	22.056	18.807	23.335
5	14:36:07.111	1:04.469	+0.336	22.199	18.915	23.355
6	14:37:11.244	1:04.133		22.175	18.952	23.006

(7) Kaan ONDER						
1	14:31:49.026	1:05.234	+1.079	22.777	19.126	23.331
2	14:32:54.188	1:05.162	+1.007	22.523	19.336	23.303
3	14:33:59.058	1:04.870	+0.715	22.669	18.953	23.248
4	14:35:03.231	1:04.173	+0.018	22.233	18.914	23.026
5	14:36:07.386	1:04.155		22.269	18.885	23.001
6	14:37:11.550	1:04.164	+0.009	22.271	18.883	23.010

(19) Tobias HOLM						
1	14:31:44.082	1:05.523	+1.297	22.710	18.982	23.831
2	14:32:48.715	1:04.633	+0.407	22.496	18.977	23.160
3	14:33:53.244	1:04.529	+0.303	22.428	18.964	23.137
4	14:34:57.470	1:04.226		22.301	18.949	22.976
5	14:36:01.786	1:04.316	+0.090	22.313	18.980	23.023
6	14:37:06.240	1:04.454	+0.228	22.416	18.991	23.047

(29) Teodor MORIN						
1	14:31:43.991	1:06.527	+2.260	23.167	19.343	24.017
2	14:32:49.385	1:05.394	+1.127	23.103	19.118	23.173
3	14:33:53.940	1:04.555	+0.288	22.358	19.054	23.143
4	14:34:58.207	1:04.267		22.260	18.955	23.052
5	14:36:02.664	1:04.457	+0.190	22.408	19.101	22.948
6	14:37:07.008	1:04.344	+0.077	22.332	19.043	22.969

(91) Nicklas OSCARSSON						
1	14:31:46.161	1:16.082	+11.814	23.067	21.476	31.539
2	14:32:52.489	1:06.328	+2.060	23.748	19.084	23.496
3	14:33:57.180	1:04.691	+0.423	22.656	18.960	23.075
4	14:35:01.514	1:04.334	+0.066	22.301	18.959	23.074
5	14:36:05.982	1:04.468	+0.200	22.501	18.978	22.989
6	14:37:10.250	1:04.268		22.282	19.026	22.960

(45) Sven VAN DER SLIK						
1	14:31:46.335	1:05.619	+1.290	23.048	19.092	23.479
2	14:32:51.339	1:05.004	+0.675	22.760	18.984	23.260
3	14:33:56.089	1:04.750	+0.421	22.861	18.920	22.969
4	14:35:00.576	1:04.487	+0.158	22.676	18.917	22.894
5	14:36:05.074	1:04.498	+0.169	22.432	19.170	22.896
6	14:37:09.403	1:04.329		22.411	18.981	22.937

(87) Tom MEIJER						
1	14:31:52.858	1:05.343	+0.990	23.020	19.078	23.245
2	14:32:57.573	1:04.715	+0.362	22.613	19.037	23.065
3	14:34:01.926	1:04.353		22.347	19.032	22.974
4	14:35:07.055	1:05.129	+0.776	23.060	19.111	22.958
5	14:36:12.341	1:05.286	+0.933	22.413	19.900	22.973
6	14:37:17.295	1:04.954	+0.601	22.432	19.316	23.206

(37) Shayur HARPAL						
1	14:31:51.395	1:05.647	+1.184	22.914	19.091	23.642
2	14:32:56.126	1:04.731	+0.268	22.423	19.064	23.244
3	14:34:00.589	1:04.463		22.490	18.928	23.045
4	14:35:05.073	1:04.484	+0.021	22.373	19.030	23.081
5	14:36:09.620	1:04.547	+0.084	22.384	19.092	23.071
6	14:37:14.244	1:04.624	+0.161	22.317	19.136	23.171

(77) Fazio FRANSSSEN						
1	14:31:41.150	1:05.737	+1.181	22.892	19.147	23.698

Timekeeping Ingrid and Meik Wagner: Clerk of the course Nigel Edwards: www.mylaps.com

Steward (Chairman) Ian Watson: Chief Scrutineer Paul Klaassen: Licensed to: Motorsport Events
Printed: 14.09.2012 14:38:47 posted at: h Page 1/2



Rotax Euro Challenge 2012 Salbris

Rotax Juniors

Salbris 1,495 Km

Non Qualifying Practice 2 Odd Numbers

14.09.2012 14:30

Practice (7:00 Time) started at 14:30:00

Lap	Time of Day	Lap Tm	Diff	S1 Tm	S2 Tm	S3 Tm	Lap	Time of Day	Lap Tm	Diff	S1 Tm	S2 Tm	S3 Tm
2	14:32:46.107	1:04.957	+0.401	22.620	19.101	23.236							
3	14:33:50.846	1:04.739	+0.183	22.518	19.040	23.181							
4	14:34:55.499	1:04.653	+0.097	22.481	19.036	23.136							
5	14:36:00.055	1:04.556		22.414	19.121	23.021							
6	14:37:04.688	1:04.633	+0.077	22.354	19.053	23.226							

(105) Parker THOMPSON

1	14:32:01.156	1:06.071	+1.231	23.343	19.291	23.437
2	14:33:06.422	1:05.266	+0.426	22.762	19.138	23.366
3	14:34:11.413	1:04.991	+0.151	22.539	19.187	23.265
4	14:35:16.253	1:04.840		22.550	19.205	23.085
5	14:36:22.768	1:06.515	+1.675	22.438	19.226	24.851
6	14:37:28.404	1:05.636	+0.796	22.838	19.371	23.427

(99) Philip HAMPRECHT

1	14:32:07.580	1:08.186	+2.921	23.886	19.932	24.368
2	14:33:13.948	1:06.368	+1.103	23.533	19.274	23.561
3	14:34:19.489	1:05.541	+0.276	22.899	19.241	23.401
4	14:35:25.050	1:05.561	+0.296	22.955	19.271	23.335
5	14:36:30.646	1:05.596	+0.331	22.725	19.660	23.211
6	14:37:35.911	1:05.265		22.829	19.283	23.153

(101) Rokas BACIUSKA

1	14:31:44.969	1:08.693	+3.247	23.458	19.445	25.790
2	14:32:51.289	1:06.320	+0.874	23.429	19.407	23.484
3	14:33:59.496	1:08.207	+2.761	24.537	19.783	23.887
4	14:35:04.942	1:05.446		22.868	19.326	23.252
5	14:36:10.431	1:05.489	+0.043	23.070	19.230	23.189
6	14:37:17.232	1:06.801	+1.355	23.151	20.393	23.257

(65) Emilien CARDE

1	14:31:48.510	1:06.344	+0.885	23.053	19.370	23.921
2	14:32:54.836	1:06.326	+0.867	22.763	19.229	24.334
3	14:34:00.490	1:05.654	+0.195	22.829	19.508	23.317
4	14:35:06.047	1:05.557	+0.098	22.996	19.156	23.405
5	14:36:11.506	1:05.459		23.058	19.211	23.190
6	14:37:17.101	1:05.595	+0.136	22.835	19.414	23.346



Rotax Euro Challenge 2012 Salbris

Rotax Juniors

Salbris 1,495 Km

Qualifying Practice Group J1 **-NEW-**

14.09.2012 17:00

Qualifying (15:00 Time) started at 17:00:00

Pos	No.	Name	Nat.	Chassis	Race Team	Laps	Best Tm	Diff	Gap In Lap	km/h
1	35	Harry WEBB	GBR	Tonykart	Strawberry Racing	7	1:03.527			5 84,720
2	40	Jan JONCK	DEN	Tonykart	RS Competition	7	1:03.857	0.330	0.330	5 84,282
3	53	Guan Yu ZHOU	GBR	Tonykart	Strawberry Racing	10	1:03.972	0.445	0.115	7 84,131
4	61	Josh WHITE	GBR	Tonykart	RL Racing Dept Ltd	7	1:04.036	0.509	0.064	7 84,046
5	106	Jack WEPRIN	USA	Alonso	Dan Holland Racing	7	1:04.162	0.635	0.126	6 83,881
6	42	Berkay BESLER	TUR	Tonykart	DNR Racing/Bouvin Power	8	1:04.191	0.664	0.029	5 83,844
7	26	Jessica BACKMAN	SWE	Tonykart	Strawberry Racing	9	1:04.218	0.691	0.027	8 83,808
8	9	Janneau ESMEIJER	NED	Intrepid	Team TKP	7	1:04.219	0.692	0.001	3 83,807
9	91	Nicklas OSCARSSON	SWE	Kosmic	Paul Carr Racing	7	1:04.306	0.779	0.087	7 83,694
10	16	Ryo HIROOKA	JPN	Formula K	Formula K Europe	7	1:04.328	0.801	0.022	4 83,665
11	87	Tom MEIJER	NED	Formula K	Formula K Europe	7	1:04.349	0.822	0.021	6 83,638
12	77	Fazio FRANSEN	NED	Formula K	Formula K Europe	9	1:04.405	0.878	0.056	9 83,565
13	52	Boris KOLFF	NED	Intrepid	Team TKP	9	1:04.598	1.071	0.193	6 83,315
14	36	Henrique BAPTISTA	POR	Kosmic	Paul Carr Racing	8	1:04.679	1.152	0.081	6 83,211
15	65	Emilien CARDE	FRA	Sodikart	Matec Competition	9	1:04.739	1.212	0.060	8 83,134
16	44	Ameer HASSAN	LIB	Intrepid	Team TKP	8	1:04.761	1.234	0.022	5 83,106
17	100	Eiza EDUARDAS	LTU	Energy	Energy Racing LT	12	1:04.981	1.454	0.220	9 82,824
18	101	Rokas BACIUSKA	LTU	Energy	Energy Racing LT	12	1:05.022	1.495	0.041	5 82,772
19	102	Sacha FENESTRAZ	FRA	Tonykart	Malevaut Sport	12	1:05.039	1.512	0.017	9 82,750

Not classified

DQ	89	Joseph BURTON-HARRIS	AUS	Tonykart	R360 Ben George	6	1:04.251			6 83,765
----	----	----------------------	-----	----------	-----------------	---	----------	--	--	----------

Announcements

These results are provisional until the conclusion of any judicial and technical matters
 No. 89 excluded from qualifying / reason technical non conformity

Timekeeping Ingrid and Meik Wagner:

Clerk of the course Nigel Edwards:

www.mylaps.com

Steward (Chairman) Ian Watson:

Chief Scrutineer Paul Klaassen:

Licensed to: Motorsport Events

Printed: 14.09.2012 18:33:24

posted at:

h



Rotax Euro Challenge 2012 Salbris

Rotax Juniors

Salbris 1,495 Km

Qualifying Practice Group J1

14.09.2012 17:00

Qualifying (15:00 Time) started at 17:00:00

Lap	Time of Day	Lap Tm	Diff	S1 Tm	S2 Tm	S3 Tm	Lap	Time of Day	Lap Tm	Diff	S1 Tm	S2 Tm	S3 Tm
(35) Harry WEBB							7	17:13:28.919	1:04.332	+0.114			22.968
1	17:09:40.950	1:06.073	+2.546			23.183	8	17:14:33.137	1:04.218				22.924
2	17:10:45.081	1:04.131	+0.604			23.025	9	17:15:37.357	1:04.220	+0.002			22.883
3	17:11:48.888	1:03.807	+0.280			22.925	(9) Janneau ESMEIJER						
4	17:12:52.651	1:03.763	+0.236			22.861	1	17:09:36.801	1:06.983	+2.764			23.102
5	17:13:56.178	1:03.527				22.801	2	17:10:41.168	1:04.367	+0.148			22.865
6	17:14:59.933	1:03.755	+0.228			22.889	3	17:11:45.387	1:04.219				22.927
7	17:16:03.581	1:03.648	+0.121			22.767	4	17:12:49.608	1:04.221	+0.002			22.912
(40) Jan JONCK							5	17:13:53.954	1:04.346	+0.127			22.890
1	17:09:10.110	1:18.999	+15.142			30.364	6	17:14:58.186	1:04.232	+0.013			22.892
2	17:10:14.865	1:04.755	+0.898			22.949	7	17:16:02.456	1:04.270	+0.051			22.868
3	17:11:19.035	1:04.170	+0.313			22.810	(89) Joseph BURTON-HARRIS						
4	17:12:23.039	1:04.004	+0.147			22.822	1	17:09:22.369	1:06.951	+2.700			23.245
5	17:13:26.896	1:03.857				22.795	2	17:10:26.923	1:04.554	+0.303			22.995
6	17:14:30.931	1:04.035	+0.178			22.912	3	17:11:32.150	1:05.227	+0.976			23.587
7	17:15:35.986	1:05.055	+1.198			22.915	4	17:12:36.403	1:04.253	+0.002			22.912
(53) Guan Yu ZHOU							5	17:13:40.701	1:04.298	+0.047			22.911
1	17:06:16.951	1:07.978	+4.006			23.083	6	17:14:44.952	1:04.251				23.002
2	17:07:21.556	1:04.605	+0.633			23.006	(91) Nicklas OSCARSSON						
3	17:08:25.741	1:04.185	+0.213			22.788	1	17:09:08.524	1:44.293	+39.987			37.547
4	17:09:37.240	1:11.499	+7.527			23.140	2	17:10:13.957	1:05.433	+1.127			23.197
5	17:10:41.505	1:04.265	+0.293			22.842	3	17:11:33.214	1:19.257	+14.951			27.360
6	17:11:46.141	1:04.636	+0.664			22.926	4	17:12:37.988	1:04.774	+0.468			23.314
7	17:12:50.113	1:03.972				22.887	5	17:13:42.496	1:04.508	+0.202			23.053
8	17:13:54.102	1:03.989	+0.017			22.844	6	17:14:46.876	1:04.380	+0.074			23.042
9	17:14:58.790	1:04.688	+0.716			22.869	7	17:15:51.182	1:04.306				22.925
10	17:16:02.771	1:03.981	+0.009			22.780	(16) Ryo HIROOKA						
(61) Josh WHITE							1	17:09:03.050	1:21.316	+16.988			33.225
1	17:09:08.388	1:43.014	+38.978			31.125	2	17:10:09.909	1:06.859	+2.531			23.970
2	17:10:13.675	1:05.287	+1.251			23.185	3	17:11:14.592	1:04.683	+0.355			23.004
3	17:11:32.924	1:19.249	+15.213			27.316	4	17:12:18.920	1:04.328				22.894
4	17:12:37.133	1:04.209	+0.173			22.809	5	17:13:23.644	1:04.724	+0.396			23.169
5	17:13:41.198	1:04.065	+0.029			22.824	6	17:14:28.325	1:04.681	+0.353			23.007
6	17:14:45.322	1:04.124	+0.088			23.022	7	17:15:32.786	1:04.461	+0.133			22.966
7	17:15:49.358	1:04.036				22.852	(87) Tom MEIJER						
(106) Jack WEPRIN							1	17:09:02.091	1:16.591	+12.242			29.104
1	17:09:09.019	1:41.046	+36.884			40.785	2	17:10:08.212	1:06.121	+1.772			23.465
2	17:10:14.280	1:05.261	+1.099			23.135	3	17:11:12.818	1:04.606	+0.257			23.037
3	17:11:18.982	1:04.702	+0.540			23.176	4	17:12:17.269	1:04.451	+0.102			22.957
4	17:12:23.636	1:04.654	+0.492			22.956	5	17:13:21.664	1:04.395	+0.046			22.991
5	17:13:27.834	1:04.198	+0.036			22.928	6	17:14:26.013	1:04.349				22.961
6	17:14:31.996	1:04.162				22.928	7	17:15:30.473	1:04.460	+0.111			22.930
7	17:15:36.262	1:04.266	+0.104			22.945	(77) Fazio FRANSSSEN						
(42) Berkay BESLER							1	17:06:19.706	1:07.309	+2.904			23.369
1	17:07:36.873	1:12.405	+8.214			26.811	2	17:07:37.596	1:17.890	+13.485			29.099
2	17:09:01.666	1:24.793	+20.602			32.430	3	17:09:04.381	1:26.785	+22.380			30.193
3	17:10:13.352	1:11.686	+7.495			27.794	4	17:10:10.304	1:05.923	+1.518			23.820
4	17:11:17.933	1:04.581	+0.390			22.954	5	17:11:14.923	1:04.619	+0.214			23.046
5	17:12:22.124	1:04.191				22.878	6	17:12:19.376	1:04.453	+0.048			23.083
6	17:13:26.371	1:04.247	+0.056			22.887	7	17:13:23.847	1:04.471	+0.066			23.173
7	17:14:30.788	1:04.417	+0.226			23.001	8	17:14:32.789	1:08.942	+4.537			23.380
8	17:15:35.626	1:04.838	+0.647			22.972	9	17:15:37.194	1:04.405				22.968
(26) Jessica BACKMAN							(52) Boris KOLFF						
1	17:06:26.054	1:07.318	+3.100			23.338	1	17:06:27.578	1:07.330	+2.732			23.245
2	17:07:34.423	1:08.369	+4.151			26.181	2	17:07:33.141	1:05.563	+0.965			23.608
3	17:09:07.711	1:33.288	+29.070			37.057	3	17:09:01.900	1:28.759	+24.161			36.032
4	17:10:14.718	1:07.007	+2.789			24.589	4	17:10:10.171	1:08.271	+3.673			23.872
5	17:11:20.057	1:05.339	+1.121			23.141	5	17:11:16.086	1:05.915	+1.317			23.287
6	17:12:24.587	1:04.530	+0.312			23.011	6	17:12:20.684	1:04.598				23.049



Rotax Euro Challenge 2012 Salbris

Rotax Juniors

Salbris 1,495 Km

Qualifying Practice Group J1

14.09.2012 17:00

Qualifying (15:00 Time) started at 17:00:00

Lap	Time of Day	Lap Tm	Diff	S1 Tm	S2 Tm	S3 Tm	Lap	Time of Day	Lap Tm	Diff	S1 Tm	S2 Tm	S3 Tm
7	17:13:25.553	1:04.869	+0.271			23.074	3	17:06:03.106	1:05.547	+0.508			23.236
8	17:14:30.400	1:04.847	+0.249			23.086	4	17:07:08.529	1:05.423	+0.384			23.320
9	17:15:36.742	1:06.342	+1.744			23.009	5	17:08:13.600	1:05.071	+0.032			23.115
(36) Henrique BAPTISTA							6	17:09:18.928	1:05.328	+0.289			23.187
1	17:07:22.016	1:59.552	+54.873			49.892	7	17:10:24.197	1:05.269	+0.230			23.226
2	17:09:04.588	1:42.572	+37.893			37.813	8	17:11:29.647	1:05.450	+0.411			23.420
3	17:10:10.479	1:05.891	+1.212			23.296	9	17:12:34.686	1:05.039				23.209
4	17:11:15.723	1:05.244	+0.565			23.156	10	17:13:39.871	1:05.185	+0.146			23.229
5	17:12:20.500	1:04.777	+0.098			23.172	11	17:14:54.228	1:14.357	+9.318			32.466
6	17:13:25.179	1:04.679				23.145	12	17:15:59.425	1:05.197	+0.158			23.074
7	17:14:30.546	1:05.367	+0.688			22.998							
8	17:15:35.253	1:04.707	+0.028			23.142							
(65) Emilien CARDE													
1	17:06:26.789	1:07.636	+2.897			23.335							
2	17:07:34.751	1:07.962	+3.223			25.357							
3	17:09:01.673	1:26.922	+22.183			30.789							
4	17:10:08.707	1:07.034	+2.295			24.461							
5	17:11:13.808	1:05.101	+0.362			23.313							
6	17:12:18.655	1:04.847	+0.108			23.236							
7	17:13:23.485	1:04.830	+0.091			23.154							
8	17:14:28.224	1:04.739				23.101							
9	17:15:33.284	1:05.060	+0.321			23.032							
(44) Ameer HASSAN													
1	17:08:05.999	1:07.839	+3.078			23.401							
2	17:09:11.426	1:05.427	+0.666			23.342							
3	17:10:16.483	1:05.057	+0.296			23.120							
4	17:11:21.653	1:05.170	+0.409			23.232							
5	17:12:26.414	1:04.761				23.116							
6	17:13:31.308	1:04.894	+0.133			23.271							
7	17:14:36.141	1:04.833	+0.072			23.150							
8	17:15:41.011	1:04.870	+0.109			23.159							
(100) Eiza EDUARDAS													
1	17:04:00.991	1:09.715	+4.734			23.769							
2	17:05:06.585	1:05.594	+0.613			23.481							
3	17:06:11.889	1:05.304	+0.323			23.385							
4	17:07:16.934	1:05.045	+0.064			23.330							
5	17:08:22.318	1:05.384	+0.403			23.329							
6	17:09:27.624	1:05.306	+0.325			23.448							
7	17:10:32.771	1:05.147	+0.166			23.338							
8	17:11:37.827	1:05.056	+0.075			23.331							
9	17:12:42.808	1:04.981				23.320							
10	17:13:47.874	1:05.066	+0.085			23.375							
11	17:14:53.372	1:05.498	+0.517			23.636							
12	17:15:58.914	1:05.542	+0.561			23.540							
(101) Rokas BACIUSKA													
1	17:03:47.405	1:07.627	+2.605			23.670							
2	17:04:53.228	1:05.823	+0.801			23.382							
3	17:05:58.642	1:05.414	+0.392			23.284							
4	17:07:04.301	1:05.659	+0.637			23.654							
5	17:08:09.323	1:05.022				23.152							
6	17:09:14.417	1:05.094	+0.072			23.160							
7	17:10:19.776	1:05.359	+0.337			23.217							
8	17:11:25.212	1:05.436	+0.414			23.355							
9	17:12:30.248	1:05.036	+0.014			23.182							
10	17:13:35.302	1:05.054	+0.032			23.228							
11	17:14:40.393	1:05.091	+0.069			23.144							
12	17:15:45.555	1:05.162	+0.140			23.218							
(102) Sacha FENESTRAZ													
1	17:03:51.858	1:08.216	+3.177			23.772							
2	17:04:57.559	1:05.701	+0.662			23.352							

Timekeeping Ingrid and Meik Wagner:

Clerk of the course Nigel Edwards:

www.mylaps.com

Steward (Chairman) Ian Watson:

Chief Scrutineer Paul Klaassen:

Licensed to: Motorsport Events

Printed: 14.09.2012 17:17:04

posted at:

h



Rotax Euro Challenge 2012 Salbris

Rotax Juniors

Salbris 1,495 Km

Qualifying Practice Group J2

14.09.2012 17:30

Qualifying (15:00 Time) started at 17:30:01

Pos	No.	Name	Nat.	Chassis	Race Team	Laps	Best Tm	Diff	Gap In Lap	km/h
1	104	Sena SAKAGUCHI	JPN	Formula K	Formula K Europe	7	1:03.846			6 84,297
2	69	Ryan ANDERTON	GBR	Tonykart	Coles Racing	8	1:03.924	0.078	0.078	5 84,194
3	68	Vince HERCSIK	HUN	Birel	Kalman Motorsport	8	1:04.005	0.159	0.081	8 84,087
4	17	Ralf ARON	EST	Tonykart	Aix Racing	8	1:04.026	0.180	0.021	6 84,060
5	18	Thomas PREINING	AUT	Formula K	Protrain Racing	7	1:04.045	0.199	0.019	4 84,035
6	50	Lennert VAN BOGAERT	BEL	Sodikart	Bouvin Power	8	1:04.064	0.218	0.019	8 84,010
7	7	Kaan ONDER	TUR	Alonso	Borusan Otomotiv M/Sport	8	1:04.091	0.245	0.027	6 83,974
8	49	Max AITKEN	GBR	Formula K	Protrain Racing	8	1:04.098	0.252	0.007	5 83,965
9	25	Jack BARTHOLOMEW	GBR	Zanardi	Coles Racing	8	1:04.110	0.264	0.012	4 83,949
10	70	Max TIMMERMANS	BEL	Formula K	Formula K Europe	8	1:04.200	0.354	0.090	7 83,832
11	98	Sam SCHIPPERS	NED	Intrepid	Team TKP	6	1:04.229	0.383	0.029	6 83,794
12	19	Tobias HOLM	DEN	Kosmic	Star Karting	8	1:04.264	0.418	0.035	5 83,748
13	29	Teodor MORIN	SWE	Kosmic	Soda Kart	7	1:04.277	0.431	0.013	7 83,731
14	45	Sven VAN DER SLIK	NED	Intrepid	Team TKP	8	1:04.285	0.439	0.008	5 83,721
15	56	Thomas SALVA	CZE	MS Kart	MS Kart Racing Team	8	1:04.286	0.440	0.001	4 83,720
16	105	Parker THOMPSON	CAN	Birel	Kalman Motorsport	8	1:04.381	0.535	0.095	7 83,596
17	64	Momo OKUDA	JPN	Formula K	Formula K Europe	7	1:04.522	0.676	0.141	4 83,413
18	37	Shayur HARPAL	RSA	Kosmic	Paul Carr Racing	8	1:04.577	0.731	0.055	5 83,342
19	99	Philip HAMPRECHT	GER	LH Kart	Matis Motorsport	10	1:04.768	0.922	0.191	8 83,097

Announcements

These results are provisional until the conclusion of any judicial and technical matters

Timekeeping Ingrid and Meik Wagner:

Clerk of the course Nigel Edwards:

www.mylaps.com

Steward (Chairman) Ian Watson:

Chief Scrutineer Paul Klaassen:

Licensed to: Motorsport Events

Printed: 14.09.2012 17:46:01

posted at:

h



Rotax Euro Challenge 2012 Salbris

Rotax Juniors

Salbris 1,495 Km

Qualifying Practice Group J2

14.09.2012 17:30

Qualifying (15:00 Time) started at 17:30:01

Lap	Time of Day	Lap Tm	Diff	S1 Tm	S2 Tm	S3 Tm	Lap	Time of Day	Lap Tm	Diff	S1 Tm	S2 Tm	S3 Tm
(104) Sena SAKAGUCHI													
1	17:38:38.485	1:13.118	+9.272				7	17:44:34.238	1:04.222	+0.131			
2	17:39:43.651	1:05.166	+1.320				8	17:45:38.600	1:04.362	+0.271			
3	17:40:53.547	1:09.896	+6.050				(49) Max AITKEN						
4	17:41:57.529	1:03.982	+0.136				1	17:38:02.687	1:11.903	+7.805			
5	17:43:01.414	1:03.885	+0.039				2	17:39:10.379	1:07.692	+3.594			
6	17:44:05.260	1:03.846					3	17:40:15.111	1:04.732	+0.634			
7	17:45:12.074	1:06.814	+2.968				4	17:41:19.245	1:04.134	+0.036			
(69) Ryan ANDERTON													
1	17:37:54.731	1:06.989	+3.065				5	17:42:23.343	1:04.098				
2	17:38:59.161	1:04.430	+0.506				6	17:43:27.953	1:04.610	+0.512			
3	17:40:03.250	1:04.089	+0.165				7	17:44:37.007	1:09.054	+4.956			
4	17:41:08.040	1:04.790	+0.866				8	17:45:41.171	1:04.164	+0.066			
5	17:42:11.964	1:03.924					(25) Jack BARTHOLOMEW						
6	17:43:15.906	1:03.942	+0.018				1	17:37:53.009	1:07.802	+3.692			
7	17:44:20.848	1:04.942	+1.018				2	17:38:57.932	1:04.923	+0.813			
8	17:45:25.024	1:04.176	+0.252				3	17:40:02.569	1:04.637	+0.527			
(68) Vince HERCSIK													
1	17:37:59.424	1:08.203	+4.198				4	17:41:06.679	1:04.110				
2	17:39:04.092	1:04.668	+0.663				5	17:42:10.889	1:04.210	+0.100			
3	17:40:08.513	1:04.421	+0.416				6	17:43:15.286	1:04.397	+0.287			
4	17:41:12.874	1:04.361	+0.356				7	17:44:19.614	1:04.328	+0.218			
5	17:42:17.121	1:04.247	+0.242				8	17:45:24.077	1:04.463	+0.353			
6	17:43:21.316	1:04.195	+0.190				(70) Max TIMMERMANS						
7	17:44:25.334	1:04.018	+0.013				1	17:38:12.124	1:11.757	+7.557			
8	17:45:29.339	1:04.005					2	17:39:17.521	1:05.397	+1.197			
(17) Ralf ARON													
1	17:38:18.909	1:10.299	+6.273				3	17:40:22.090	1:04.569	+0.369			
2	17:39:27.191	1:08.282	+4.256				4	17:41:26.504	1:04.414	+0.214			
3	17:40:31.577	1:04.386	+0.360				5	17:42:32.778	1:06.274	+2.074			
4	17:41:35.789	1:04.212	+0.186				6	17:43:37.094	1:04.316	+0.116			
5	17:42:39.857	1:04.068	+0.042				7	17:44:41.294	1:04.200				
6	17:43:43.883	1:04.026					8	17:45:45.573	1:04.279	+0.079			
7	17:44:48.052	1:04.169	+0.143				(98) Sam SCHIPPERS						
8	17:45:52.129	1:04.077	+0.051				1	17:38:40.422	1:08.394	+4.165			
(18) Thomas PREINING													
1	17:38:18.041	1:10.945	+6.900				2	17:39:45.164	1:04.742	+0.513			
2	17:39:30.378	1:12.337	+8.292				3	17:40:49.753	1:04.589	+0.360			
3	17:40:50.280	1:19.902	+15.857				4	17:41:54.159	1:04.406	+0.177			
4	17:41:54.325	1:04.045					5	17:43:00.042	1:05.883	+1.654			
5	17:42:59.066	1:04.741	+0.696				6	17:44:04.271	1:04.229				
6	17:44:04.394	1:05.328	+1.283				(19) Tobias HOLM						
7	17:45:13.086	1:08.692	+4.647				1	17:38:03.058	1:10.562	+6.298			
(50) Lennert VAN BOGAERT													
1	17:37:58.897	1:07.422	+3.358				2	17:39:11.602	1:08.544	+4.280			
2	17:39:03.725	1:04.828	+0.764				3	17:40:17.323	1:05.721	+1.457			
3	17:40:08.068	1:04.343	+0.279				4	17:41:22.635	1:05.312	+1.048			
4	17:41:12.465	1:04.397	+0.333				5	17:42:26.899	1:04.264				
5	17:42:16.608	1:04.143	+0.079				6	17:43:31.169	1:04.270	+0.006			
6	17:43:20.695	1:04.087	+0.023				7	17:44:35.489	1:04.320	+0.056			
7	17:44:24.800	1:04.105	+0.041				8	17:45:39.912	1:04.423	+0.159			
8	17:45:28.864	1:04.064					(29) Teodor MORIN						
(7) Kaan ONDER													
1	17:38:02.549	1:10.463	+6.372				1	17:38:02.926	1:09.159	+4.882			
2	17:39:11.460	1:08.911	+4.820				2	17:39:09.720	1:06.794	+2.517			
3	17:40:16.868	1:05.408	+1.317				3	17:40:14.527	1:04.807	+0.530			
4	17:41:21.508	1:04.640	+0.549				4	17:41:18.868	1:04.341	+0.064			
5	17:42:25.925	1:04.417	+0.326				5	17:42:23.520	1:04.652	+0.375			
6	17:43:30.016	1:04.091					6	17:43:28.084	1:04.564	+0.287			
(45) Sven VAN DER SLIK													
1	17:38:10.364	1:09.787	+5.502				7	17:44:32.361	1:04.277				
2	17:39:15.575	1:05.211	+0.926				(29) Teodor MORIN						
3	17:40:20.431	1:04.856	+0.571				1	17:38:02.926	1:09.159	+4.882			
4	17:41:25.101	1:04.670	+0.385				2	17:39:09.720	1:06.794	+2.517			
5	17:42:29.386	1:04.285					3	17:40:14.527	1:04.807	+0.530			

Timekeeping Ingrid and Meik Wagner:

Clerk of the course Nigel Edwards:

www.mylaps.com

Steward (Chairman) Ian Watson:

Chief Scrutineer Paul Klaassen:

Licensed to: Motorsport Events



Rotax Euro Challenge 2012 Salbris

Rotax Juniors

Salbris 1,495 Km

Qualifying Practice Group J2

14.09.2012 17:30

Qualifying (15:00 Time) started at 17:30:01

Lap	Time of Day	Lap Tm	Diff	S1 Tm	S2 Tm	S3 Tm	Lap	Time of Day	Lap Tm	Diff	S1 Tm	S2 Tm	S3 Tm
6	17:43:33.864	1:04.478	+0.193										
7	17:44:38.244	1:04.380	+0.095										
8	17:45:42.959	1:04.715	+0.430										
(56) Thomas SALVA													
1	17:38:13.054	1:11.289	+7.003										
2	17:39:18.087	1:05.033	+0.747										
3	17:40:22.514	1:04.427	+0.141										
4	17:41:26.800	1:04.286											
5	17:42:31.397	1:04.597	+0.311										
6	17:43:35.878	1:04.481	+0.195										
7	17:44:40.584	1:04.706	+0.420										
8	17:45:45.253	1:04.669	+0.383										
(105) Parker THOMPSON													
1	17:38:03.373	1:09.993	+5.612										
2	17:39:10.792	1:07.419	+3.038										
3	17:40:15.988	1:05.196	+0.815										
4	17:41:22.190	1:06.202	+1.821										
5	17:42:26.744	1:04.554	+0.173										
6	17:43:31.592	1:04.848	+0.467										
7	17:44:35.973	1:04.381											
8	17:45:40.357	1:04.384	+0.003										
(64) Momo OKUDA													
1	17:38:58.448	1:14.144	+9.622										
2	17:40:04.309	1:05.861	+1.339										
3	17:41:08.964	1:04.655	+0.133										
4	17:42:13.486	1:04.522											
5	17:43:18.631	1:05.145	+0.623										
6	17:44:23.171	1:04.540	+0.018										
7	17:45:27.847	1:04.676	+0.154										
(37) Shayur HARPAL													
1	17:38:00.510	1:08.744	+4.167										
2	17:39:09.867	1:09.357	+4.780										
3	17:40:15.690	1:05.823	+1.246										
4	17:41:20.305	1:04.615	+0.038										
5	17:42:24.882	1:04.577											
6	17:43:29.477	1:04.595	+0.018										
7	17:44:34.112	1:04.635	+0.058										
8	17:45:38.949	1:04.837	+0.260										
(99) Philip HAMPRECHT													
1	17:35:50.463	1:07.993	+3.225										
2	17:36:56.004	1:05.541	+0.773										
3	17:38:03.578	1:07.574	+2.806										
4	17:39:09.946	1:06.368	+1.600										
5	17:40:17.266	1:07.320	+2.552										
6	17:41:23.678	1:06.412	+1.644										
7	17:42:28.528	1:04.850	+0.082										
8	17:43:33.296	1:04.768											
9	17:44:38.083	1:04.787	+0.019										
10	17:45:43.184	1:05.101	+0.333										

Timekeeping Ingrid and Meik Wagner:

Clerk of the course Nigel Edwards:

Steward (Chairman) Ian Watson:

Chief Scrutineer Paul Klaassen:

www.mylaps.com

Licensed to: Motorsport Events



Rotax Euro Challenge 2012 Salbris

Rotax Juniors

Salbris 1,495 Km

Total result Qualifying Group J1 / J2

Pos	No.	Name	Nat.	Chassis	Race Team	Total Best Tm	Diff	QJ1 Best Tm	QJ2 Best Tm
1	35	Harry WEBB	GBR	Tonykart	Strawberry Racing	1:03.527		1:03.527	
2	104	Sena SAKAGUCHI	JPN	Formula K	Formula K Europe	1:03.846	0.319		1:03.846
3	40	Jan JONCK	DEN	Tonykart	RS Competition	1:03.857	0.330	1:03.857	
4	69	Ryan ANDERTON	GBR	Tonykart	Coles Racing	1:03.924	0.397		1:03.924
5	53	Guan Yu ZHOU	GBR	Tonykart	Strawberry Racing	1:03.972	0.445	1:03.972	
6	68	Vince HERCSIK	HUN	Birel	Kalman Motorsport	1:04.005	0.478		1:04.005
7	17	Ralf ARON	EST	Tonykart	Aix Racing	1:04.026	0.499		1:04.026
8	61	John WHITE	GBR	Tonykart	RL Racing Dept Ltd	1:04.036	0.509	1:04.036	
9	18	Thomas PREINING	AUT	Formula K	Protrain Racing	1:04.045	0.518		1:04.045
10	50	Lennert VAN BOGAERT	BEL	Sodikart	Bouvin Power	1:04.064	0.537		1:04.064
11	7	Kaan ONDER	TUR	Alonso	Borusan Otomotiv M/Sport	1:04.091	0.564		1:04.091
12	49	Max AITKEN	GBR	Formula K	Protrain Racing	1:04.098	0.571		1:04.098
13	25	Jack BARTHOLOMEW	GBR	Zanardi	Coles Racing	1:04.110	0.583		1:04.110
14	106	Jack WEPRIN	USA	Alonso	Dan Holland Racing	1:04.162	0.635	1:04.162	
15	42	Berkay BESLER	TUR	Tonykart	DNR Racing/Bouvin Power	1:04.191	0.664	1:04.191	
16	70	Max TIMMERMANS	BEL	Formula K	Formula K Europe	1:04.200	0.673		1:04.200
17	26	Jessica BACKMAN	SWE	Tonykart	Strawberry Racing	1:04.218	0.691	1:04.218	
18	9	Janneau ESMEIJER	NED	Intrepid	Team TKP	1:04.219	0.692	1:04.219	
19	98	Sam SCHIPPERS	NED	Intrepid	Team TKP	1:04.229	0.702		1:04.229
20	19	Tobias HOLM	DEN	Kosmic	Star Karting	1:04.264	0.737		1:04.264
21	29	Teodor MORIN	SWE	Kosmic	Soda Kart	1:04.277	0.750		1:04.277
22	45	Sven VAN DER SLIK	NED	Intrepid	Team TKP	1:04.285	0.758		1:04.285
23	56	Thomas SALVA	CZE	MS Kart	MS Kart Racing Team	1:04.286	0.759		1:04.286
24	91	Nicklas OSCARSSON	SWE	Kosmic	Paul Carr Racing	1:04.306	0.779	1:04.306	
25	16	Ryo HIROOKA	JPN	Formula K	Formula K Europe	1:04.328	0.801	1:04.328	
26	87	Tom MEIJER	NED	Formula K	Formula K Europe	1:04.349	0.822	1:04.349	
27	105	Parker THOMPSON	CAN	Birel	Kalman Motorsport	1:04.381	0.854		1:04.381
28	77	Fazio FRANSSEN	NED	Formula K	Formula K Europe	1:04.405	0.878	1:04.405	
29	64	Momo OKUDA	JPN	Formula K	Formula K Europe	1:04.522	0.995		1:04.522
30	37	Shayur HARPAL	RSA	Kosmic	Paul Carr Racing	1:04.577	1.050		1:04.577
31	52	Boris KOLFF	NED	Intrepid	Team TKP	1:04.598	1.071	1:04.598	
32	36	Henrique BAPTISTA	POR	Kosmic	Paul Carr Racing	1:04.679	1.152	1:04.679	
33	65	Emilien CARDE	FRA	Sodikart	Matec Competition	1:04.739	1.212	1:04.739	
34	44	Ameer HASSAN	LIB	Intrepid	Team TKP	1:04.761	1.234	1:04.761	
35	99	Phillip HAMPRECHT	GER	LH Kart	Matis Motorsport	1:04.768	1.241		1:04.768
36	100	Eiza EDUARDAS	LTU	Energy	Energy Racing LT	1:04.981	1.454	1:04.981	
37	101	Rokas BACIUSKA	LTU	Energy	Energy Racing LT	1:05.022	1.495	1:05.022	
38	102	Sacha FENESTRAZ	FRA	Tonykart	Malevaut Sport	1:05.039	1.512	1:05.039	
DQ	89	Joseph BURTON-HARRIS	AUS	Tonykart	R360 Ben George				

Announcements

These results are provisional until the conclusion of any judicial and technical matters

**Heat organization
Rotax Euro Challenge 2012
Salbris / France
Rotax Max Juniors Group A**

Group	Pos	No.	Firstname	Lastname	Class	Overall BestTm
Group A	1	35	Harry	WEBB	Junior	1:03.527
Group A	5	53	Guan Yu	ZHOU	Junior	1:03.972
Group A	9	18	Thomas	PREINING	Junior	1:04.045
Group A	13	25	Jack	BARTHOLOMEW	Junior	1:04.110
Group A	17	26	Jessica	BACKMAN	Junior	1:04.218
Group A	21	29	Teodor	MORIN	Junior	1:04.277
Group A	25	16	Ryo	HIROOKA	Junior	1:04.328
Group A	29	64	Momo	OKUDA	Junior	1:04.522
Group A	33	65	Emilien	CARDE	Junior	1:04.739
Group A	37	101	Rokas	BACIUSKA	Junior	1:05.022



Clerk of the course Nigel Edwards:

Stewards (Chairman) Ian Watson:

Scrutineer Paul Klaassen:

Timekeeping Ingrid/Meik Wagner:

Printed: 14.09.2012 18:42

Posted at: h

**Heat organization
Rotax Euro Challenge 2012
Salbris / France
Rotax Max Juniors Group B**

Group	Pos	No.	Firstname	Lastname	Class	Overall BestTm
Group B	2	104	Sena	SAKAGUCHI	Junior	1:03.846
Group B	6	68	Vince	HERCSIK	Junior	1:04.005
Group B	10	50	Lennert	VAN BOGAERT	Junior	1:04.064
Group B	14	106	Jack	WEPRIN	Junior	1:04.162
Group B	18	9	Janneau	ESMEIJER	Junior	1:04.219
Group B	22	45	Sven	VAN DER SLIK	Junior	1:04.285
Group B	26	87	Tom	MEIJER	Junior	1:04.349
Group B	30	37	Shayur	HARPAL	Junior	1:04.577
Group B	34	44	Ameer	HASSAN	Junior	1:04.761
Group B	38	102	Sacha	FENESTRAZ	Junior	1:05.039



Clerk of the course Nigel Edwards:

Stewards (Chairman) Ian Watson:

Scrutineer Paul Klaassen:

Timekeeping Ingrid/Meik Wagner:

Printed: 14.09.2012 18:42

Posted at: h

**Heat organization
Rotax Euro Challenge 2012
Salbris / France
Rotax Max Juniors Group C**

Group	Pos	No.	Firstname	Lastname	Class	Overall BestTm
Group C	3	40	Jan	JONCK	Junior	1:03.857
Group C	7	17	Ralf	ARON	Junior	1:04.026
Group C	11	7	Kaan	ONDER	Junior	1:04.091
Group C	15	42	Berkay	BESLER	Junior	1:04.191
Group C	19	98	Sam	SCHIPPERS	Junior	1:04.229
Group C	23	56	Thomas	SALVA	Junior	1:04.286
Group C	27	105	Parker	THOMPSON	Junior	1:04.381
Group C	31	52	Boris	KOLFF	Junior	1:04.598
Group C	35	99	Philip	HAMPRECHT	Junior	1:04.768
Group C	39	89	Joseph	BURTON-HARRIS	Junior	0



Clerk of the course Nigel Edwards:

Stewards (Chairman) Ian Watson:

Scrutineer Paul Klaassen:

Timekeeping Ingrid/Meik Wagner:

Printed: 14.09.2012 18:42

posted at: h

**Heat organization
Rotax Euro Challenge 2012
Salbris / France
Rotax Max Juniors Group D**

Group	Pos	No.	Firstname	Lastname	Class	Overall BestTm
Group D	4	69	Ryan	ANDERTON	Junior	1:03.924
Group D	8	61	Josh	WHITE	Junior	1:04.036
Group D	12	49	Max	AITKEN	Junior	1:04.098
Group D	16	70	Max	TIMMERMANS	Junior	1:04.200
Group D	20	19	Tobias	HOLM	Junior	1:04.264
Group D	24	91	Nicklas	OSCARSSON	Junior	1:04.306
Group D	28	77	Fazio	FRANSSEN	Junior	1:04.405
Group D	32	36	Henrique	BAPTISTA	Junior	1:04.679
Group D	36	100	Eiza	EDUARDAS	Junior	1:04.981



Clerk of the course Nigel Edwards:

Stewards (Chairman) Ian Watson:

Scrutineer Paul Klaassen:

Timekeeping Ingrid/Meik Wagner:

Printed: 14.09.2012 18:42

posted at: h

Rotax Euro Challenge 2012
 Class: Rotax Max Juniors
 Date/Time: 15.09.2012 10:50

Track: Salbris / France
 Heat: Race 3 Qualifying Heat 1 A+B
 Laps: 6

Edition 1

	18	
35		36
	17	
33		34
	16	
31		32
	15	
29		30
	14	
27		28
	13	
25		26
	12	
23		24
	11	
21		22
Rokas BACIUSKA	101	Group A 1:05.022
19	10	Sacha FENESTRAZ
		102
		Group B 1:05.039
Emilien CARDE	65	Group A 1:04.739
17	9	Ameer HASSAN
		44
		Group B 1:04.761
Momo OKUDA	64	Group A 1:04.522
15	8	Shayur HARPAL
		37
		Group B 1:04.577
Ryo HIROOKA	16	Group A 1:04.328
13	7	Tom MEIJER
		87
		Group B 1:04.349
Teodor MORIN	29	Group A 1:04.277
11	6	Sven VAN DER SLIK
		45
		Group B 1:04.285
Jessica BACKMAN	26	Group A 1:04.218
9	5	Janneau ESMEIJER
		9
		Group B 1:04.219
Jack BARTHOLOMEV	25	Group A 1:04.110
7	4	Jack WEPRIN
		106
		Group B 1:04.162
Thomas PREINING	18	Group A 1:04.045
5	3	Lennert VAN BOGAERT
		50
		Group B 1:04.064
Guan Yu ZHOU	53	Group A 1:03.972
3	2	Vince HERCSIK
		68
		Group B 1:04.005
Harry WEBB	35	Group A 1:03.527
1	1	Sena SAKAGUCHI
		104
		Group B 1:03.846
	Row	2

Pole Position

Clerk of the course Nigel Edwards:
 Stewards (Chairman) Ian Watson:

Scrutineer Paul Klaassen:
 Timekeeping Ingrid/Meik Wagner:

Rotax Euro Challenge 2012
Class: Rotax Max Juniors
Date/Time: 15.09.2012 11:10

Track: Salbris / France
Heat: Race 4 Qualifying Heat 2 C+D
Laps: 6

Edition 1

	18	
35		36
	17	
33		34
	16	
31		32
	15	
29		30
	14	
27		28
	13	
25		26
	12	
23		24
	11	
21		22
Joseph BURTON-HARRI Group C 0	10	
89		20
19		
Philip HAMPRECHT Group C 1:04.768	9	Eiza EDUARDAS Group D 1:04.981
99		100
17		18
Boris KOLFF Group C 1:04.598	8	Henrique BAPTISTA Group D 1:04.679
52		36
15		16
Parker THOMPSON Group C 1:04.381	7	Fazio FRANSSSEN Group D 1:04.405
105		77
13		14
Thomas SALVA Group C 1:04.286	6	Nicklas OSCARSSON Group D 1:04.306
56		91
11		12
Sam SCHIPPERS Group C 1:04.229	5	Tobias HOLM Group D 1:04.264
98		19
9		10
Berkay BESLER Group C 1:04.191	4	Max TIMMERMANS Group D 1:04.200
42		70
7		8
Kaan ONDER Group C 1:04.091	3	Max AITKEN Group D 1:04.098
7		49
5		6
Ralf ARON Group C 1:04.026	2	Josh WHITE Group D 1:04.036
17		61
3		4
Jan JONCK Group C 1:03.857	1	Ryan ANDERTON Group D 1:03.924
40		69
1	Row	2

Pole Position

Clerk of the course Nigel Edwards:
Stewards (Chairman) Ian Watson:

Scrutineer Paul Klaassen:
Timekeeping Ingrid/Meik Wagner:

Rotax Euro Challenge 2012
 Class: Rotax Max Juniors
 Date/Time: 15.09.2012 13:40

Track: Salbris / France
 Heat: Race 10 Qualifying Heat 3 B+C
 Laps: 6

Edition 1

	18	
35		36
	17	
33		34
	16	
31		32
	15	
29		30
	14	
27		28
	13	
25		26
	12	
23		24
	11	
21		22
Sacha FENESTRAZ	102	Group B 1:05.039
19	10	Joseph BURTON-HARRI
		89
		20
Ameer HASSAN	44	Group B 1:04.761
17	9	Philip HAMPRECHT
		99
		18
Shayur HARPAL	37	Group B 1:04.577
15	8	Boris KOLFF
		52
		16
Tom MEIJER	87	Group B 1:04.349
13	7	Parker THOMPSON
		105
		14
Sven VAN DER SLIK	45	Group B 1:04.285
11	6	Thomas SALVA
		56
		12
Janneau ESMEIJER	9	Group B 1:04.219
9	5	Sam SCHIPPERS
		98
		10
Jack WEPRIN	106	Group B 1:04.162
7	4	Berkay BESLER
		42
		8
Lennert VAN BOGAERT	50	Group B 1:04.064
5	3	Kaan ONDER
		7
		6
Vince HERCSIK	68	Group B 1:04.005
3	2	Ralf ARON
		17
		4
Sena SAKAGUCHI	104	Group B 1:03.846
1	1	Jan JONCK
		40
		2
	Row	

Pole Position

Clerk of the course Nigel Edwards:
 Stewards (Chairman) Ian Watson:

Scrutineer Paul Klaassen:
 Timekeeping Ingrid/Meik Wagner:

Rotax Euro Challenge 2012
 Class: Rotax Max Juniors
 Date/Time: 15.09.2012 14:00

Track: Salbris / France
 Heat: Race 11 Qualifying Heat 4 A+D
 Laps: 6

Edition 1

	18	
35		36
	17	
33		34
	16	
31		32
	15	
29		30
	14	
27		28
	13	
25		26
	12	
23		24
	11	
21		22
Rokas BACIUSKA	10	
101		20
Group A 1:05.022		
19	9	Eiza EDUARDAS
65		100
Group A 1:04.739		Group D 1:04.981
17	8	18
Momo OKUDA		36
64		Group D 1:04.679
Group A 1:04.522		16
15	7	Fazio FRANSSEN
16		77
Group A 1:04.328		Group D 1:04.405
13	6	14
Teodor MORIN		91
29		Group D 1:04.306
Group A 1:04.277		12
11	5	Tobias HOLM
26		19
Group A 1:04.218		Group D 1:04.264
9	4	10
Jack BARTHOLOMEV		70
25		Group D 1:04.200
Group A 1:04.110		8
7	3	Max AITKEN
18		49
Group A 1:04.045		Group D 1:04.098
5	2	6
Guan Yu ZHOU		61
53		Group D 1:04.036
Group A 1:03.972		4
3	1	2
Harry WEBB		69
35		Group D 1:03.924
Group A 1:03.527		2
1	Row	

Pole Position

Clerk of the course Nigel Edwards:
 Stewards (Chairman) Ian Watson:

Scrutineer Paul Klaassen:
 Timekeeping Ingrid/Meik Wagner:

Rotax Euro Challenge 2012
 Class: Rotax Max Juniors
 Date/Time: 15.09.2012 16:20

Track: Salbris / France
 Heat: Race 17 Qualifying Heat 5 A+C
 Laps: 6

Edition 1

	18	
35		36
	17	
33		34
	16	
31		32
	15	
29		30
	14	
27		28
	13	
25		26
	12	
23		24
	11	
21		22
Rokas BACIUSKA	101	Group A 1:05.022
19	10	Joseph BURTON-HARRI
65		89
17		20
Emilien CARDE	65	Group A 1:04.739
9	9	Philip HAMPRECHT
64		99
15		18
Momo OKUDA	64	Group A 1:04.522
8	8	Boris KOLFF
16		52
13		16
Ryo HIROOKA	16	Group A 1:04.328
7	7	Parker THOMPSON
29		105
11		14
Teodor MORIN	29	Group A 1:04.277
6	6	Thomas SALVA
26		56
9		12
Jessica BACKMAN	26	Group A 1:04.218
5	5	Sam SCHIPPERS
25		98
7		10
Jack BARTHOLOMEV	25	Group A 1:04.110
4	4	Berkay BESLER
18		42
5		8
Thomas PREINING	18	Group A 1:04.045
3	3	Kaan ONDER
53		7
3		6
Guan Yu ZHOU	53	Group A 1:03.972
2	2	Ralf ARON
35		17
1		4
Harry WEBB	35	Group A 1:03.527
1	1	Jan JONCK
		40
		2

Pole Position

Clerk of the course Nigel Edwards:
 Stewards (Chairman) Ian Watson:

Scrutineer Paul Klaassen:
 Timekeeping Ingrid/Meik Wagner:

Rotax Euro Challenge 2012
 Class: Rotax Max Juniors
 Date/Time: 15.09.2012 16:40

Track: Salbris / France
 Heat: Race 18 Qualifying Heat 6 B+D
 Laps: 6

Edition 1

	18	
35		36
	17	
33		34
	16	
31		32
	15	
29		30
	14	
27		28
	13	
25		26
	12	
23		24
	11	
21		22
Sacha FENESTRAZ Group B 1:05.039	10	
19		20
Ameer HASSAN Group B 1:04.761	9	Eiza EDUARDAS Group D 1:04.981
17		18
Shayur HARPAL Group B 1:04.577	8	Henrique BAPTISTA Group D 1:04.679
15		16
Tom MEIJER Group B 1:04.349	7	Fazio FRANSSEN Group D 1:04.405
13		14
Sven VAN DER SLIK Group B 1:04.285	6	Nicklas OSCARSSON Group D 1:04.306
11		12
Janneau ESMEIJER Group B 1:04.219	5	Tobias HOLM Group D 1:04.264
9		10
Jack WEPRIN Group B 1:04.162	4	Max TIMMERMANS Group D 1:04.200
7		8
Lennert VAN BOGAERT Group B 1:04.064	3	Max AITKEN Group D 1:04.098
5		6
Vince HERCSIK Group B 1:04.005	2	Josh WHITE Group D 1:04.036
3		4
Sena SAKAGUCHI Group B 1:03.846	1	Ryan ANDERTON Group D 1:03.924
1	Row	2

Pole Position

Clerk of the course Nigel Edwards:
 Stewards (Chairman) Ian Watson:

Scrutineer Paul Klaassen:
 Timekeeping Ingrid/Meik Wagner:



Rotax Euro Challenge 2012 Salbris

Rotax Juniors

Salbris 1,495 Km

Warm up Even Numbers

15.09.2012 09:20

Practice (5:00 Time) started at 9:22:01

Pos	No.	Name	Nat.	Chassis	Race Team	Laps	Best Tm	Diff	Gap In Lap	km/h
1	26	Jessica BACKMAN	SWE	Tonykart	Strawberry Racing	5	1:04.053			84,024
2	68	Vince HERCSIK	HUN	Birel	Kalman Motorsport	5	1:04.071	0.018	0.018	84,001
3	106	Jack WEPRIN	USA	Alonso	Dan Holland Racing	5	1:04.128	0.075	0.057	83,926
4	18	Thomas PREINING	AUT	Formula K	Protrain Racing	5	1:04.165	0.112	0.037	83,878
5	40	Jan JONCK	DEN	Tonykart	RS Competition	5	1:04.202	0.149	0.037	83,829
6	64	Momo OKUDA	JPN	Formula K	Formula K Europe	5	1:04.326	0.273	0.124	83,668
7	42	Berkay BESLER	TUR	Tonykart	DNR Racing/Bouvin Power	5	1:04.343	0.290	0.017	83,645
8	50	Lennert VAN BOGAERT	BEL	Sodikart	Bouvin Power	4	1:04.361	0.308	0.018	83,622
9	36	Henrique BAPTISTA	POR	Kosmic	Paul Carr Racing	5	1:04.366	0.313	0.005	83,616
10	70	Max TIMMERMANS	BEL	Formula K	Formula K Europe	5	1:04.474	0.421	0.108	83,476
11	56	Thomas SALVA	CZE	MS Kart	MS Kart Racing Team	5	1:04.548	0.495	0.074	83,380
12	16	Ryo HIROOKA	JPN	Formula K	Formula K Europe	5	1:04.549	0.496	0.001	83,379
13	104	Sena SAKAGUCHI	JPN	Formula K	Formula K Europe	4	1:04.601	0.548	0.052	83,311
14	44	Ameer HASSAN	LIB	Intrepid	Team TKP	5	1:04.630	0.577	0.029	83,274
15	52	Boris KOLFF	NED	Intrepid	Team TKP	5	1:04.740	0.687	0.110	83,133
16	98	Sam SCHIPPERS	NED	Intrepid	Team TKP	4	1:04.891	0.838	0.151	82,939
17	100	Eiza EDUARDAS	LTU	Energy	Energy Racing LT	4	1:05.439	1.386	0.548	82,245
18	102	Sacha FENESTRAZ	FRA	Tonykart	Malevaut Sport	4	1:05.532	1.479	0.093	82,128

Timekeeping Ingrid and Meik Wagner:

Clerk of the course Nigel Edwards:

Steward (Chairman) Ian Watson:

Chief Scrutineer Paul Klaassen:

www.mylaps.com

Licensed to: Motorsport Events

Printed: 15.09.2012 09:28:18

posted at:

h



Rotax Euro Challenge 2012 Salbris

Rotax Juniors

Salbris 1,495 Km


Warm up Even Numbers

15.09.2012 09:20

Practice (5:00 Time) started at 9:22:01

Lap	Time of Day	Lap Tm	Diff	S1 Tm	S2 Tm	S3 Tm
(26) Jessica BACKMAN						
1	9:23:41.533	1:06.424	+2.371	23.756	19.378	23.290
2	9:24:46.108	1:04.575	+0.522	22.510	19.084	22.981
3	9:25:50.607	1:04.499	+0.446	22.399	18.924	23.176
4	9:26:54.746	1:04.139	+0.086	22.278	18.988	22.873
5	9:27:58.799	1:04.053		22.291	18.868	22.894
(68) Vince HERCSIK						
1	9:23:43.924	1:06.667	+2.596	23.811	19.734	23.122
2	9:24:48.969	1:05.045	+0.974	22.724	19.361	22.960
3	9:25:53.271	1:04.302	+0.231	22.486	18.875	22.941
4	9:26:57.482	1:04.211	+0.140	22.463	18.863	22.885
5	9:28:01.553	1:04.071		22.317	18.880	22.874
(106) Jack WEPRIN						
1	9:23:42.421	1:06.682	+2.554	23.286	20.075	23.321
2	9:24:47.195	1:04.774	+0.646	22.646	19.021	23.107
3	9:25:51.566	1:04.371	+0.243	22.461	18.968	22.942
4	9:26:55.694	1:04.128		22.324	18.910	22.894
5	9:28:00.054	1:04.360	+0.232	22.376	19.043	22.941
(18) Thomas PREINING						
1	9:23:42.080	1:06.145	+1.980	23.241	19.724	23.180
2	9:24:46.374	1:04.294	+0.129	22.552	18.932	22.810
3	9:25:50.843	1:04.469	+0.304	22.610	18.928	22.931
4	9:26:55.008	1:04.165		22.381	18.956	22.828
5	9:27:59.837	1:04.829	+0.664	22.735	19.110	22.984
(40) Jan JONCK						
1	9:23:45.846	1:05.408	+1.206	23.152	19.182	23.074
2	9:24:50.479	1:04.633	+0.431	22.770	19.009	22.854
3	9:25:54.850	1:04.371	+0.169	22.471	19.067	22.833
4	9:26:59.058	1:04.208	+0.006	22.366	18.933	22.909
5	9:28:03.260	1:04.202		22.378	18.979	22.845
(64) Momo OKUDA						
1	9:23:40.914	1:06.375	+2.049	23.583	19.391	23.401
2	9:24:45.997	1:05.083	+0.757	22.828	19.139	23.116
3	9:25:51.253	1:05.256	+0.930	23.175	19.069	23.012
4	9:26:56.119	1:04.866	+0.540	22.471	19.391	23.004
5	9:28:00.445	1:04.326		22.428	18.988	22.910
(42) Berkay BESLER						
1	9:23:38.359	1:05.861	+1.518	23.483	19.285	23.093
2	9:24:43.280	1:04.921	+0.578	22.706	19.133	23.082
3	9:25:47.623	1:04.343		22.469	19.027	22.847
4	9:26:52.175	1:04.552	+0.209	22.559	19.041	22.952
5	9:27:56.621	1:04.446	+0.103	22.546	19.029	22.871
(50) Lennert VAN BOGAERT						
1	9:23:48.926	1:06.004	+1.643	23.307	19.302	23.395
2	9:24:53.815	1:04.889	+0.528	22.720	19.104	23.065
3	9:25:58.176	1:04.361		22.447	18.995	22.919
4	9:27:02.726	1:04.550	+0.189	22.417	19.104	23.029
(36) Henrique BAPTISTA						
1	9:23:38.801	1:05.447	+1.081	23.139	19.172	23.136
2	9:24:43.614	1:04.813	+0.447	22.659	19.049	23.105
3	9:25:48.349	1:04.735	+0.369	22.730	19.047	22.958
4	9:26:52.715	1:04.366		22.451	18.949	22.966
5	9:27:57.241	1:04.526	+0.160	22.544	19.037	22.945
(70) Max TIMMERMANS						
1	9:23:43.696	1:07.193	+2.719	24.233	19.640	23.320
2	9:24:49.187	1:05.491	+1.017	22.847	19.276	23.368

Lap	Time of Day	Lap Tm	Diff	S1 Tm	S2 Tm	S3 Tm
3	9:25:54.255	1:05.068	+0.594	22.653	19.109	23.306
4	9:26:59.217	1:04.962	+0.488	22.583	19.127	23.252
5	9:28:03.691	1:04.474		22.506	19.054	22.914
(56) Thomas SALVA						
1	9:23:44.963	1:08.230	+3.682	24.199	20.532	23.499
2	9:24:50.132	1:05.169	+0.621	22.930	19.198	23.041
3	9:25:55.009	1:04.877	+0.329	22.586	19.111	23.180
4	9:26:59.557	1:04.548		22.493	19.070	22.985
5	9:28:04.351	1:04.794	+0.246	22.500	19.077	23.217
(16) Ryo HIROOKA						
1	9:23:45.748	1:06.354	+1.805	23.441	19.427	23.486
2	9:24:50.942	1:05.194	+0.645	22.783	19.351	23.060
3	9:25:55.663	1:04.721	+0.172	22.695	19.007	23.019
4	9:27:00.212	1:04.549		22.553	19.002	22.994
5	9:28:05.037	1:04.825	+0.276	22.612	19.086	23.127
(104) Sena SAKAGUCHI						
1	9:23:57.399	1:07.216	+2.615	24.393	19.488	23.335
2	9:25:02.395	1:04.996	+0.395	22.774	19.105	23.117
3	9:26:07.167	1:04.772	+0.171	22.748	19.041	22.983
4	9:27:11.768	1:04.601		22.637	19.000	22.964
(44) Ameer HASSAN						
1	9:23:40.271	1:05.966	+1.336	23.379	19.276	23.311
2	9:24:45.304	1:05.033	+0.403	22.786	19.106	23.141
3	9:25:49.934	1:04.630		22.595	19.039	22.996
4	9:26:54.608	1:04.674	+0.044	22.633	19.035	23.006
5	9:27:59.911	1:05.303	+0.673	22.932	19.179	23.192
(52) Boris KOLFF						
1	9:23:37.990	1:06.188	+1.448	23.538	19.422	23.228
2	9:24:43.428	1:05.438	+0.698	22.854	19.224	23.360
3	9:25:48.530	1:05.102	+0.362	22.657	19.488	22.957
4	9:26:53.270	1:04.740		22.654	19.093	22.993
5	9:27:58.111	1:04.841	+0.101	22.602	19.173	23.066
(98) Sam SCHIPPERS						
1	9:23:37.273	1:06.256	+1.365	23.497	19.382	23.377
2	9:24:42.620	1:05.347	+0.456	22.976	19.176	23.195
3	9:25:47.545	1:04.925	+0.034	22.736	19.115	23.074
4	9:26:52.436	1:04.891		22.840	19.084	22.967
(100) Eiza EDUARDAS						
1	9:23:43.211	1:08.988	+3.549	24.545	20.673	23.770
2	9:24:49.828	1:06.617	+1.178	23.240	19.909	23.468
3	9:25:55.909	1:06.081	+0.642	22.801	19.736	23.544
4	9:27:01.348	1:05.439		22.830	19.254	23.355
(102) Sacha FENESTRAZ						
1	9:23:45.600	1:07.343	+1.811	24.044	19.778	23.521
2	9:24:51.687	1:06.087	+0.555	23.373	19.433	23.281
3	9:25:57.219	1:05.532		22.851	19.328	23.353
4	9:27:03.116	1:05.897	+0.365	23.044	19.682	23.171

Timekeeping Ingrid and Meik Wagner:  Clerk of the course Nigel Edwards: www.mylaps.com
 Steward (Chairman) Ian Watson: Chief Scrutineer Paul Klaassen: Licensed to: Motorsport Events
 Printed: 15.09.2012 09:28:57 posted at: h



Rotax Euro Challenge 2012 Salbris

Rotax Juniors

Salbris 1,495 Km

Warm up Odd Numbers

15.09.2012 09:30

Practice (5:00 Time) started at 9:30:00

Pos	No.	Name	Nat.	Chassis	Race Team	Laps	Best Tm	Diff	Gap In Lap	km/h
1	35	Harry WEBB	GBR	Tonykart	Strawberry Racing	4	1:03.800			
2	89	Joseph BURTON-HARRIS	AUS	Tonykart	R360 Ben George	4	1:03.870	0.070	0.070	4 84,265
3	9	Janneau ESMEIJER	NED	Intrepid	Team TKP	5	1:03.874	0.074	0.004	5 84,260
4	25	Jack BARTHOLOMEW	GBR	Zanardi	Coles Racing	5	1:04.025	0.225	0.151	5 84,061
5	61	Josh WHITE	GBR	Tonykart	RL Racing Dept Ltd	4	1:04.056	0.256	0.031	4 84,020
6	17	Ralf ARON	EST	Tonykart	Aix Racing	4	1:04.113	0.313	0.057	3 83,946
7	49	Max AITKEN	GBR	Formula K	Protrain Racing	5	1:04.130	0.330	0.017	3 83,923
8	69	Ryan ANDERTON	GBR	Tonykart	Coles Racing	4	1:04.136	0.336	0.006	3 83,915
9	19	Tobias HOLM	DEN	Kosmic	Star Karting	4	1:04.235	0.435	0.099	4 83,786
10	53	Guan Yu ZHOU	GBR	Tonykart	Strawberry Racing	5	1:04.266	0.466	0.031	5 83,746
11	77	Fazio FRANSSEN	NED	Formula K	Formula K Europe	5	1:04.305	0.505	0.039	4 83,695
12	37	Shayur HARPAL	RSA	Kosmic	Paul Carr Racing	5	1:04.374	0.574	0.069	5 83,605
13	45	Sven VAN DER SLIK	NED	Intrepid	Team TKP	5	1:04.431	0.631	0.057	5 83,531
14	87	Tom MEIJER	NED	Formula K	Formula K Europe	4	1:04.432	0.632	0.001	4 83,530
15	7	Kaan ONDER	TUR	Alonso	Borusan Otomotiv M/Sport	5	1:04.493	0.693	0.061	3 83,451
16	91	Nicklas OSCARSSON	SWE	Kosmic	Paul Carr Racing	5	1:04.498	0.698	0.005	5 83,444
17	105	Parker THOMPSON	CAN	Birel	Kalman Motorsport	4	1:04.803	1.003	0.305	3 83,052
18	65	Emilien CARDE	FRA	Sodikart	Matec Competition	5	1:05.319	1.519	0.516	5 82,396
19	99	Philip HAMPRECHT	GER	LH Kart	Matis Motorsport	4	1:05.453	1.653	0.134	4 82,227
20	101	Rokas BACIUSKA	LTU	Energy	Energy Racing LT	3	1:06.314	2.514	0.861	3 81,159
21	29	Teodor MORIN	SWE	Kosmic	Soda Kart					0 -

Timekeeping Ingrid and Meik Wagner:

Clerk of the course Nigel Edwards:

Steward (Chairman) Ian Watson:

Chief Scrutineer Paul Klaassen:

www.mylaps.com

Licensed to: Motorsport Events



Rotax Euro Challenge 2012 Salbris

Rotax Juniors

Salbris 1,495 Km

Warm up Odd Numbers

15.09.2012 09:30

Practice (5:00 Time) started at 9:30:00

Lap	Time of Day	Lap Tm	Diff	S1 Tm	S2 Tm	S3 Tm
(35) Harry WEBB						
1	9:31:56.282	1:05.259	+1.459	23.045	19.142	23.072
2	9:33:00.368	1:04.086	+0.286	22.257	18.936	22.893
3	9:34:04.168	1:03.800		22.123	18.811	22.866
4	9:35:08.146	1:03.978	+0.178	22.100	19.009	22.869
(89) Joseph BURTON-HARRIS						
1	9:31:46.730	1:06.271	+2.401	23.858	19.333	23.080
2	9:32:52.035	1:05.305	+1.435	22.671	19.762	22.872
3	9:33:55.992	1:03.957	+0.087	22.392	18.836	22.729
4	9:34:59.862	1:03.870		22.225	18.920	22.725
(9) Janneau ESMEIJER						
1	9:31:44.392	1:06.253	+2.379	23.868	19.336	23.049
2	9:32:49.090	1:04.698	+0.824	22.769	19.028	22.901
3	9:33:52.987	1:03.897	+0.023	22.157	18.947	22.793
4	9:34:57.080	1:04.093	+0.219	22.129	19.093	22.871
5	9:36:00.954	1:03.874		22.239	18.878	22.757
(25) Jack BARTHOLOMEW						
1	9:31:41.928	1:06.273	+2.248	23.608	19.345	23.320
2	9:32:46.421	1:04.493	+0.468	22.566	18.904	23.023
3	9:33:50.883	1:04.462	+0.437	22.306	19.322	22.834
4	9:34:55.051	1:04.168	+0.143	22.309	19.018	22.841
5	9:35:59.076	1:04.025		22.297	18.817	22.911
(61) Josh WHITE						
1	9:31:51.986	1:05.665	+1.609	23.247	19.339	23.079
2	9:32:56.356	1:04.370	+0.314	22.530	19.000	22.840
3	9:34:00.580	1:04.224	+0.168	22.324	18.943	22.957
4	9:35:04.636	1:04.056		22.293	18.956	22.807
(17) Ralf ARON						
1	9:31:45.446	1:05.519	+1.406	23.176	19.217	23.126
2	9:32:51.306	1:05.860	+1.747	23.256	19.622	22.982
3	9:33:55.419	1:04.113		22.303	18.889	22.921
4	9:34:59.594	1:04.175	+0.062	22.295	18.909	22.971
(49) Max AITKEN						
1	9:31:43.746	1:05.366	+1.236	23.117	19.193	23.056
2	9:32:48.351	1:04.605	+0.475	22.712	18.949	22.944
3	9:33:52.481	1:04.130		22.361	18.896	22.873
4	9:34:57.348	1:04.867	+0.737	22.434	19.419	23.014
5	9:36:01.627	1:04.279	+0.149	22.569	18.783	22.927
(69) Ryan ANDERTON						
1	9:31:49.725	1:05.875	+1.739	23.432	19.312	23.131
2	9:32:54.073	1:04.348	+0.212	22.648	18.937	22.763
3	9:33:58.209	1:04.136		22.601	18.833	22.702
4	9:35:02.538	1:04.329	+0.193	22.283	18.924	23.122
(19) Tobias HOLM						
1	9:31:46.073	1:05.878	+1.643	23.227	19.380	23.271
2	9:32:51.881	1:05.808	+1.573	22.850	19.918	23.040
3	9:33:56.687	1:04.806	+0.571	22.836	19.048	22.922
4	9:35:00.922	1:04.235		22.389	18.982	22.864
(53) Guan Yu ZHOU						
1	9:31:40.169	1:05.292	+1.026	23.001	19.252	23.039
2	9:32:44.715	1:04.546	+0.280	22.523	19.111	22.912
3	9:33:49.443	1:04.728	+0.462	22.578	19.147	23.003
4	9:34:53.803	1:04.360	+0.094	22.358	18.948	23.054
5	9:35:58.069	1:04.266		22.316	19.025	22.925
(77) Fazio FRANSSEN						

Lap	Time of Day	Lap Tm	Diff	S1 Tm	S2 Tm	S3 Tm
1	9:31:39.259	1:06.688	+2.383	23.823	19.437	23.428
2	9:32:44.435	1:05.176	+0.871	22.775	19.251	23.150
3	9:33:50.142	1:05.707	+1.402	23.447	19.257	23.003
4	9:34:54.447	1:04.305		22.379	19.041	22.885
5	9:35:58.950	1:04.503	+0.198	22.364	19.104	23.035
(37) Shayur HARPAL						
1	9:31:43.032	1:05.876	+1.502	23.346	19.323	23.207
2	9:32:48.022	1:04.990	+0.616	22.994	19.037	22.959
3	9:33:53.623	1:05.601	+1.227	22.937	19.385	23.279
4	9:34:58.200	1:04.577	+0.203	22.586	19.008	22.983
5	9:36:02.574	1:04.374		22.499	18.970	22.905
(45) Sven VAN DER SLIK						
1	9:31:39.424	1:06.616	+2.185	23.803	19.516	23.297
2	9:32:44.573	1:05.149	+0.718	22.868	19.218	23.063
3	9:33:50.443	1:05.870	+1.439	23.688	19.241	22.941
4	9:34:56.027	1:05.584	+1.153	22.503	19.485	23.596
5	9:36:00.458	1:04.431		22.522	19.030	22.879
(87) Tom MEIJER						
1	9:31:49.008	1:06.604	+2.172	23.614	19.585	23.405
2	9:32:53.925	1:04.917	+0.485	22.728	19.119	23.070
3	9:33:58.832	1:04.907	+0.475	22.673	19.240	22.994
4	9:35:03.264	1:04.432		22.395	19.057	22.980
(7) Kaan ONDER						
1	9:31:42.807	1:06.011	+1.518	23.477	19.264	23.270
2	9:32:47.671	1:04.864	+0.371	22.780	19.057	23.027
3	9:33:52.164	1:04.493		22.512	19.058	22.923
4	9:34:56.999	1:04.835	+0.342	22.679	19.075	23.081
5	9:36:02.204	1:05.205	+0.712	23.285	18.958	22.962
(91) Nicklas OSCARSSON						
1	9:31:39.741	1:06.631	+2.133	23.934	19.421	23.276
2	9:32:45.065	1:05.324	+0.826	22.854	19.437	23.033
3	9:33:51.192	1:06.127	+1.629	23.998	19.771	22.958
4	9:34:55.778	1:04.586	+0.088	22.404	19.165	23.017
5	9:36:00.276	1:04.498		22.496	19.034	22.968
(105) Parker THOMPSON						
1	9:31:45.344	1:08.451	+3.648	25.025	19.910	23.516
2	9:32:52.902	1:07.558	+2.755	23.502	20.792	23.264
3	9:33:57.705	1:04.803		22.547	19.227	23.029
4	9:35:03.028	1:05.323	+0.520	22.370	19.158	23.795
(65) Emilien CARDE						
1	9:31:40.120	1:07.657	+2.338	24.379	19.756	23.522
2	9:32:57.497	1:05.462	+0.143	23.111	19.206	23.145
3	9:33:51.664	1:06.082	+0.763	23.081	19.806	23.195
4	9:34:58.271	1:06.607	+1.288	23.061	19.871	23.675
5	9:36:03.590	1:05.319		22.944	19.180	23.195
(99) Philip HAMPRECHT						
1	9:31:51.370	1:07.220	+1.767	23.961	19.659	23.600
2	9:32:57.497	1:06.127	+0.674	23.392	19.294	23.441
3	9:34:03.105	1:05.608	+0.155	22.999	19.312	23.297
4	9:35:08.558	1:05.453		22.931	19.363	23.159
(101) Rokas BACIUSKA						
1	9:32:53.746	2:17.375	+1:11.061	1:32.165	21.266	23.944
2	9:34:00.530	1:06.784	+0.470	23.830	19.460	23.494
3	9:35:06.844	1:06.314		23.486	19.450	23.378

Timekeeping Ingrid and Meik Wagner:



Clerk of the course Nigel Edwards:

www.mylaps.com

Steward (Chairman) Ian Watson:

Chief Scrutineer Paul Klaassen:

Licensed to: Motorsport Events

Printed: 15.09.2012 09:36:43

posted at:

h



Rotax Euro Challenge 2012 Salbris

Rotax Juniors

Salbris 1,495 Km

RACE 3 Qualifying Heat 1 A-B

15.09.2012 10:50

Race (6 Laps) started at 10:53:27

Pos	No.	Name	Nat.	Chassis	Race Team	Laps	Total Tm	Diff	Best Tm	In Lap	km/h	Points
1	35	Harry WEBB	GBR	Tonykart	Strawberry Racing	6	6:28.208		1:04.445	5	83,513	0
2	53	Guan Yu ZHOU	GBR	Tonykart	Strawberry Racing	6	6:28.483	0.275	1:04.309	6	83,690	2
3	9	Janneau ESMEIJER	NED	Intrepid	Team TKP	6	6:29.611	1.403	1:04.298	6	83,704	3
4	18	Thomas PREINING	AUT	Formula K	Protrain Racing	6	6:30.051	1.843	1:04.110	6	83,949	4
5	106	Jack WEPRIN	USA	Alonso	Dan Holland Racing	6	6:31.834	3.626	1:04.523	2	83,412	5
6	87	Tom MEIJER	NED	Formula K	Formula K Europe	6	6:32.072	3.864	1:04.516	4	83,421	6
7	50	Lennert VAN BOGAERT	BEL	Sodikart	Bouvin Power	6	6:32.123	3.915	1:04.535	4	83,397	7
8	25	Jack BARTHOLOMEW	GBR	Zanardi	Coles Racing	6	6:33.073	4.865	1:04.420	4	83,545	8
9	16	Ryo HIROOKA	JPN	Formula K	Formula K Europe	6	6:33.646	5.438	1:04.541	6	83,389	9
10	45	Sven VAN DER SLIK	NED	Intrepid	Team TKP	6	6:33.979	5.771	1:04.553	6	83,373	10
11	64	Momo OKUDA	JPN	Formula K	Formula K Europe	6	6:35.081	6.873	1:04.543	4	83,386	11
12	44	Ameer HASSAN	LIB	Intrepid	Team TKP	6	6:35.757	7.549	1:04.861	3	82,977	12
13	68	Vince HERCSIK	HUN	Birel	Kalman Motorsport	6	6:37.171	8.963	1:04.273	6	83,737	13
14	26	Jessica BACKMAN	SWE	Tonykart	Strawberry Racing	6	6:39.726	11.518	1:04.540	6	83,390	14
15	102	Sacha FENESTRAZ	FRA	Tonykart	Malevaut Sport	6	6:40.853	12.645	1:05.067	6	82,715	15
16	65	Emilien CARDE	FRA	Sodikart	Matec Competition	6	6:41.562	13.354	1:05.069	4	82,712	16
17	37	Shayur HARPAL	RSA	Kosmic	Paul Carr Racing	6	6:44.994	16.786	1:05.017	6	82,778	17
18	29	Teodor MORIN	SWE	Kosmic	Soda Kart	2	2:21.039	4 Laps	1:07.019	1	80,306	18
19	101	Rokas BACIUSKA	LTU	Energy	Energy Racing LT	1	1:10.749	5 Laps	1:09.914	1	76,980	19
20	104	Sena SAKAGUCHI	JPN	Formula K	Formula K Europe					0	-	20

Announcements

These results are provisional until the conclusion of any judicial and technical matters

Started: 20 Classified: 20 Not classified: 0

Margin of Victory	Ø km/h	Best Lap Tm	km/h	Best Lap by
0.275	83,182	1:04.110	83,949	18 - Thomas PREINING

Official Timing www.camp-company.de / www.motorsport-events.se

Orbits

Timekeeping Ingrid and Meik Wagner:

Clerk of the course Nigel Edwards:

www.mylaps.com

Steward (Chairman) Ian Watson:

Chief Scrutineer Paul Klaassen:

Licensed to: Motorsport Events

Printed: 15.09.2012 11:01:18

posted at:

h



Rotax Euro Challenge 2012 Salbris

Rotax Juniors

Salbris 1,495 Km

RACE 3 Qualifying Heat 1 A-B

15.09.2012 10:50

Race (6 Laps) started at 10:53:27

Lap	Time of Day	Lap Tm	Diff	S1 Tm	S2 Tm	S3 Tm	Lap	Time of Day	Lap Tm	Diff	S1 Tm	S2 Tm	S3 Tm
3	10:56:57.371	1:05.668	+0.651	23.090	19.326	23.252							
4	10:58:02.718	1:05.347	+0.330	22.876	19.204	23.267							
5	10:59:07.768	1:05.050	+0.033	22.814	19.051	23.185							
6	11:00:12.785	1:05.017		22.672	19.112	23.233							

(29) Teodor MORIN

1	10:54:35.225	1:07.019		24.255	19.201	23.563
2	10:55:48.830	1:13.605	+6.586	30.931	19.513	23.161

(101) Rokas BACIUSKA

1	10:54:38.540	1:09.914		26.872	19.576	23.466
---	--------------	-----------------	--	--------	---------------	---------------



Rotax Euro Challenge 2012 Salbris

Rotax Juniors

Salbris 1,495 Km

RACE 4 Qualifying Heat 2 C-D

15.09.2012 11:10

Race (6 Laps) started at 11:14:18

Pos	No.	Name	Nat.	Chassis	Race Team	Laps	Total Tm	Diff	Best Tm	In Lap	km/h	Points
1	40	Jan JONCK	DEN	Tonykart	RS Competition	6	6:30.680		1:04.660	5	83,235	0
2	89	Joseph BURTON-HARRIS	AUS	Tonykart	R360 Ben George	6	6:32.918	2.238	1:04.515	5	83,422	2
3	77	Fazio FRANSSSEN	NED	Formula K	Formula K Europe	6	6:34.838	4.158	1:04.648	5	83,251	3
4	17	Ralf ARON	EST	Tonykart	Aix Racing	6	6:34.984	4.304	1:04.677	5	83,214	4
5	19	Tobias HOLM	DEN	Kosmic	Star Karting	6	6:35.200	4.520	1:04.712	5	83,169	5
6	98	Sam SCHIPPERS	NED	Intrepid	Team TKP	6	6:35.355	4.675	1:04.461	4	83,492	6
7	56	Thomas SALVA	CZE	MS Kart	MS Kart Racing Team	6	6:35.676	4.996	1:04.834	5	83,012	7
8	49	Max AITKEN	GBR	Formula K	Protrain Racing	6	6:40.962	10.282	1:04.501	4	83,441	8
9	42	Berkay BESLER	TUR	Tonykart	DNR Racing/Bouvin Power	6	6:41.010	10.330	1:04.790	4	83,068	9
10	7	Kaan ONDER	TUR	Alonso	Borusan Otomotiv M/Sport	6	6:41.196	10.516	1:04.651	4	83,247	10
11	70	Max TIMMERMANS	BEL	Formula K	Formula K Europe	6	6:41.464	10.784	1:05.000	4	82,800	11
12	52	Boris KOLFF	NED	Intrepid	Team TKP	6	6:41.482	10.802	1:05.423	6	82,265	12
13	91	Nicklas OSCARSSON	SWE	Kosmic	Paul Carr Racing	6	6:43.896	13.216	1:04.985	5	82,819	13
14	99	Philip HAMPRECHT	GER	LH Kart	Matis Motorsport	6	6:45.784	15.104	1:05.207	4	82,537	14
15	36	Henrique BAPTISTA	POR	Kosmic	Paul Carr Racing	6	6:49.549	18.869	1:04.954	4	82,859	15
16	69	Ryan ANDERTON	GBR	Tonykart	Coles Racing	6	6:54.271	23.591	1:04.512	2	83,426	16
17	105	Parker THOMPSON	CAN	Birel	Kalman Motorsport	4	4:27.559	2 Laps	1:04.757	4	83,111	17
18	61	Josh WHITE	GBR	Tonykart	RL Racing Dept Ltd		0.127	6 Laps		0	-	18
19	100	Eiza EDUARDAS	LTU	Energy	Energy Racing LT		0.708	6 Laps		0	-	19

Announcements

These results are provisional until the conclusion of any judicial and technical matters

Started: 19 Classified: 19 Not classified: 0

No. 49 warning board

Margin of Victory	Ø km/h	Best Lap Tm	km/h	Best Lap by
2.238	82,656	1:04.461	83,492	98 - Sam SCHIPPERS

Official Timing www.camp-company.de / www.motorsport-events.se

Orbits

Timekeeping Ingrid and Meik Wagner:

Clerk of the course Nigel Edwards:

www.mylaps.com

Steward (Chairman) Ian Watson:

Chief Scrutineer Paul Klaassen:

Licensed to: Motorsport Events

Printed: 15.09.2012 11:43:03

posted at:

h



Rotax Euro Challenge 2012 Salbris

Rotax Juniors

Salbris 1,495 Km

RACE 4 Qualifying Heat 2 C-D

15.09.2012 11:10

Race (6 Laps) started at 11:14:18

Lap	Time of Day	Lap Tm	Diff	S1 Tm	S2 Tm	S3 Tm	Lap	Time of Day	Lap Tm	Diff	S1 Tm	S2 Tm	S3 Tm
3	11:17:41.169	1:06.680	+1.923	23.622	19.902	23.156							
4	11:18:45.926	1:04.757		22.580	19.124	23.053							

Timekeeping Ingrid and Meik Wagner:

Clerk of the course Nigel Edwards:

Steward (Chairman) Ian Watson:

Chief Scrutineer Paul Klaassen:

www.mylaps.com

Licensed to: Motorsport Events



Rotax Euro Challenge 2012 Salbris

Rotax Juniors

Salbris 1,495 Km

RACE 10 Qualifying Heat 3 B-C

-NEW-

15.09.2012 13:40

Race (6 Laps) started at 13:42:49

Pos	No.	Name	Nat.	Chassis	Race Team	Laps	Total Tm	Diff	Best Tm	In Lap	km/h	Points
1	40	Jan JONCK	DEN	Tonykart	RS Competition	6	6:31.226		1:04.438	5	83,522	0
2	104	Sena SAKAGUCHI	JPN	Formula K	Formula K Europe	6	6:31.508	0.282	1:04.650	5	83,248	2
3	42	Berkay BESLER	TUR	Tonykart	DNR Racing/Bouvin Power	6	6:32.389	1.163	1:04.469	5	83,482	3
4	17	Ralf ARON	EST	Tonykart	Aix Racing	6	6:32.890	1.664	1:04.661	5	83,234	4
5	7	Kaan ONDER	TUR	Alonso	Borusan Otomotiv M/Sport	6	6:34.703	3.477	1:04.947	5	82,868	5
6	106	Jack WEPRIN	USA	Alonso	Dan Holland Racing	6	6:34.917	3.691	1:04.601	6	83,311	6
7	105	Parker THOMPSON	CAN	Birel	Kalman Motorsport	6	6:36.249	5.023	1:04.951	4	82,862	7
8	98	Sam SCHIPPERS	NED	Intrepid	Team TKP	6	6:36.574	5.348	1:04.860	5	82,979	8
9	68	Vince HERCSIK	HUN	Birel	Kalman Motorsport	6	6:36.668	5.442	1:04.872	6	82,963	9
10	9	Janneau ESMEIJER	NED	Intrepid	Team TKP	6	6:37.331	6.105	1:04.539	4	83,391	10
11	50	Lennert VAN BOGAERT	BEL	Sodikart	Bouvin Power	6	6:38.221	6.995	1:04.809	4	83,044	11
12	44	Ameer HASSAN	LIB	Intrepid	Team TKP	6	6:38.550	7.324	1:04.866	4	82,971	12
13	45	Sven VAN DER SLIK	NED	Intrepid	Team TKP	6	6:38.692	7.466	1:04.970	6	82,838	13
14	37	Shayur HARPAL	RSA	Kosmic	Paul Carr Racing	6	6:39.609	8.383	1:04.870	5	82,966	14
15	87	Tom MEIJER	NED	Formula K	Formula K Europe	6	6:39.741	8.515	1:05.006	4	82,792	15
16	99	Philip HAMPRECHT	GER	LH Kart	Matis Motorsport	6	6:39.858	8.632	1:04.906	5	82,920	16
17	102	Sacha FENESTRAZ	FRA	Tonykart	Malevaut Sport	6	6:40.175	8.949	1:05.200	6	82,546	17
18	56	Thomas SALVA	CZE	MS Kart	MS Kart Racing Team	6	6:53.402	22.176	1:05.189	3	82,560	18
19	52	Boris KOLFF	NED	Intrepid	Team TKP	6	7:07.440	36.214	1:04.914	4	82,910	19

Not classified

DQ	89	Joseph BURTON-HARRIS	AUS	Tonykart	R360 Ben George	6	6:35.869	DQ	1:04.714	5	83,166	22
----	----	----------------------	-----	----------	-----------------	---	----------	----	----------	---	--------	----

Announcements

These results are provisional until the conclusion of any judicial and technical matters

No. 98 + 9 + 17 warning board

Started: 20 Classified: 19 Not classified: 1

No. 89 excluded from Heat 3 B-C / reason technical non conformity

Margin of Victory	Ø km/h	Best Lap Tm	km/h	Best Lap by
0.282	82,541	1:04.438	83,522	40 - Jan JONCK

Official Timing www.camp-company.de / www.motorsport-events.se

Orbits

Timekeeping Ingrid and Meik Wagner:

Clerk of the course Nigel Edwards:

www.mylaps.com

Steward (Chairman) Ian Watson:

Chief Scrutineer Paul Klaassen:

Licensed to: Motorsport Events

Printed: 15.09.2012 14:38:39

posted at:

h



Rotax Euro Challenge 2012 Salbris

Rotax Juniors

Salbris 1,495 Km

RACE 10 Qualifying Heat 3 B-C

15.09.2012 13:40

Race (6 Laps) started at 13:42:49

Lap	Time of Day	Lap Tm	Diff	S1 Tm	S2 Tm	S3 Tm	Lap	Time of Day	Lap Tm	Diff	S1 Tm	S2 Tm	S3 Tm
3	13:46:13.424	1:06.318	+1.412	23.129	20.033	23.156							
4	13:47:18.960	1:05.536	+0.630	22.669	19.268	23.599							
5	13:48:23.866	1:04.906		22.690	19.160	23.056							
6	13:49:29.384	1:05.518	+0.612	22.715	19.267	23.536							

(102) Sacha FENESTRAZ

1	13:44:01.836	1:11.317	+6.117	26.929	20.325	24.063
2	13:45:07.756	1:05.920	+0.720	23.224	19.458	23.238
3	13:46:13.732	1:05.976	+0.776	23.231	19.440	23.305
4	13:47:19.128	1:05.396	+0.196	22.749	19.411	23.236
5	13:48:24.501	1:05.373	+0.173	22.821	19.316	23.236
6	13:49:29.701	1:05.200		22.672	19.247	23.281

(56) Thomas SALVA

1	13:44:16.155	1:26.261	+21.072	43.503	19.456	23.302
2	13:45:21.643	1:05.488	+0.299	22.964	19.274	23.250
3	13:46:26.832	1:05.189		22.892	19.193	23.104
4	13:47:32.111	1:05.279	+0.090	22.856	19.253	23.170
5	13:48:37.421	1:05.310	+0.121	22.802	19.216	23.292
6	13:49:42.928	1:05.507	+0.318	22.938	19.253	23.316

(52) Boris KOLFF

1	13:44:01.043	1:10.995	+6.081	26.452	21.155	23.388
2	13:45:06.637	1:05.594	+0.680	23.082	19.292	23.220
3	13:46:11.871	1:05.234	+0.320	22.812	19.318	23.104
4	13:47:16.785	1:04.914		22.578	19.301	23.035
5	13:48:50.204	1:33.419	+28.505	22.619	19.928	50.872
6	13:49:56.966	1:06.762	+1.848	23.518	19.453	23.791



Rotax Euro Challenge 2012 Salbris

Rotax Juniors

Salbris 1,495 Km

RACE 11 Qualifying Heat 4 A-D **-NEW-**

15.09.2012 14:00

Race (6 Laps) started at 14:03:18

Pos	No.	Name	Nat.	Chassis	Race Team	Laps	Total Tm	Diff	Best Tm	In Lap	km/h	Points
1	35	Harry WEBB	GBR	Tonykart	Strawberry Racing	6	6:27.602		1:04.186	5	83,850	0
2	53	Guan Yu ZHOU	GBR	Tonykart	Strawberry Racing	6	6:30.680	3.078	1:04.482	4	83,465	2
3	61	Josh WHITE	GBR	Tonykart	RL Racing Dept Ltd	6	6:31.032	3.430	1:04.165	5	83,878	3
4	18	Thomas PREINING	AUT	Formula K	Protrain Racing	6	6:31.268	3.666	1:04.390	3	83,584	4
5	69	Ryan ANDERTON	GBR	Tonykart	Coles Racing	6	6:32.221	4.619	1:04.451	4	83,505	5
6	49	Max AITKEN	GBR	Formula K	Protrain Racing	6	6:33.003	5.401	1:04.348	5	83,639	6
7	70	Max TIMMERMANS	BEL	Formula K	Formula K Europe	6	6:33.209	5.607	1:04.570	5	83,351	7
8	77	Fazio FRANSEN	NED	Formula K	Formula K Europe	6	6:33.475	5.873	1:04.495	4	83,448	8
9	29	Teodor MORIN	SWE	Kosmic	Soda Kart	6	6:33.899	6.297	1:04.233	6	83,789	9
10	19	Tobias HOLM	DEN	Kosmic	Star Karting	6	6:36.953	9.351	1:04.733	4	83,142	10
11	64	Momo OKUDA	JPN	Formula K	Formula K Europe	6	6:37.315	9.713	1:04.851	5	82,990	11
12	36	Henrique BAPTISTA	POR	Kosmic	Paul Carr Racing	6	6:37.948	10.346	1:04.751	4	83,118	12
13	65	Emilien CARDE	FRA	Sodikart	Matec Competition	6	6:38.731	11.129	1:05.106	5	82,665	13
14	91	Nicklas OSCARSSON	SWE	Kosmic	Paul Carr Racing	6	6:38.946	11.344	1:04.759	4	83,108	14
15	16	Ryo HIROOKA	JPN	Formula K	Formula K Europe	6	6:39.122	11.520	1:05.057	5	82,727	15
16	25	Jack BARTHOLOMEW	GBR	Zanardi	Coles Racing	6	6:39.177	11.575	1:04.098	5	83,965	16
17	100	Eiza EDUARDAS	LTU	Energy	Energy Racing LT	6	6:40.186	12.584	1:05.102	5	82,670	17
18	26	Jessica BACKMAN	SWE	Tonykart	Strawberry Racing	2	2:12.765	4 Laps	1:04.620	2	83,287	18

Not classified

DQ	101	Rokas BACIUSKA	LTU	Energy	Energy Racing LT	6	6:38.529	DQ	1:04.963	6	82,847	22
----	-----	----------------	-----	--------	------------------	---	----------	----	----------	---	--------	----

Announcements

These results are provisional until the conclusion of any judicial and technical matters

Started: 19 Classified: 18 Not classified: 1

No. 101 excluded from Heat 4 A-D / reason technical non conformity

Margin of Victory	Ø km/h	Best Lap Tm	km/h	Best Lap by
3.078	83,312	1:04.098	83,965	25 - Jack BARTHOLOMEW

Official Timing www.camp-company.de / www.motorsport-events.se

Orbits

Timekeeping Ingrid and Meik Wagner:

Clerk of the course Nigel Edwards:

www.mylaps.com

Steward (Chairman) Ian Watson:

Chief Scrutineer Paul Klaassen:

Licensed to: Motorsport Events

Printed: 15.09.2012 15:08:43

posted at:

h



Rotax Euro Challenge 2012 Salbris

Rotax Juniors

Salbris 1,495 Km

RACE 11 Qualifying Heat 4 A-D

15.09.2012 14:00

Race (6 Laps) started at 14:03:18

Lap	Time of Day	Lap Tm	Diff	S1 Tm	S2 Tm	S3 Tm	Lap	Time of Day	Lap Tm	Diff	S1 Tm	S2 Tm	S3 Tm
3	14:06:44.511	1:13.223	+9.125	22.446	27.606	23.171							
4	14:07:49.016	1:04.505	+0.407	22.463	19.029	23.013							
5	14:08:53.114	1:04.098		22.302	18.902	22.894							
6	14:09:57.373	1:04.259	+0.161	22.419	18.956	22.884							

(100) Eiza EDUARDAS

1	14:04:29.495	1:10.483	+5.381	27.214	19.699	23.570
2	14:05:36.493	1:06.998	+1.896	23.341	19.958	23.699
3	14:06:42.298	1:05.805	+0.703	23.184	19.321	23.300
4	14:07:47.932	1:05.634	+0.532	23.117	19.213	23.304
5	14:08:53.034	1:05.102		22.734	19.129	23.239
6	14:09:58.382	1:05.348	+0.246	22.961	19.166	23.221

(26) Jessica BACKMAN

1	14:04:26.341	1:07.752	+3.132	25.275	19.301	23.176
2	14:05:30.961	1:04.620		22.562	19.074	22.984



Rotax Euro Challenge 2012 Salbris

Rotax Juniors

Salbris 1,495 Km

RACE 17 Qualifying Heat 5 A-C **-NEW-**

15.09.2012 16:20

Race (6 Laps) started at 16:23:09

Pos	No.	Name	Nat.	Chassis	Race Team	Laps	Total Tm	Diff	Best Tm	In Lap	km/h	Points
1	35	Harry WEBB	GBR	Tonykart	Strawberry Racing	6	6:28.294		1:04.227	5	83,797	0
2	53	Guan Yu ZHOU	GBR	Tonykart	Strawberry Racing	6	6:28.926	0.632	1:04.378	6	83,600	2
3	40	Jan JONCK	DEN	Tonykart	RS Competition	6	6:29.834	1.540	1:04.434	6	83,527	3
4	18	Thomas PREINING	AUT	Formula K	Protrain Racing	6	6:30.722	2.428	1:04.381	3	83,596	4
5	42	Berkay BESLER	TUR	Tonykart	DNR Racing/Bouvin Power	6	6:32.811	4.517	1:04.604	6	83,308	5
6	25	Jack BARTHOLOMEW	GBR	Zanardi	Coles Racing	6	6:33.837	5.543	1:04.759	4	83,108	6
7	7	Kaan ONDER	TUR	Alonso	Borusan Otomotiv M/Sport	6	6:34.561	6.267	1:04.725	6	83,152	7
8	17	Ralf ARON	EST	Tonykart	Aix Racing	6	6:34.962	6.668	1:04.827	6	83,021	8
9	26	Jessica BACKMAN	SWE	Tonykart	Strawberry Racing	6	6:35.174	6.880	1:04.697	5	83,188	9
10	98	Sam SCHIPPERS	NED	Intrepid	Team TKP	6	6:35.695	7.401	1:04.808	6	83,045	10
11	89	Joseph BURTON-HARRIS	AUS	Tonykart	R360 Ben George	6	6:36.684	8.390	1:04.808	5	83,045	11
12	105	Parker THOMPSON	CAN	Birel	Kalman Motorsport	6	6:36.991	8.697	1:04.923	5	82,898	12
13	56	Thomas SALVA	CZE	MS Kart	MS Kart Racing Team	6	6:37.181	8.887	1:05.043	5	82,745	13
14	99	Philip HAMPRECHT	GER	LH Kart	Matis Motorsport	6	6:37.874	9.580	1:04.982	6	82,823	14
15	52	Boris KOLFF	NED	Intrepid	Team TKP	6	6:41.095	12.801	1:05.475	2	82,199	15
16	101	Rokas BACIUSKA	LTU	Energy	Energy Racing LT	6	6:41.170	12.876	1:05.259	4	82,471	16
17	29	Teodor MORIN	SWE	Kosmic	Soda Kart	6	6:41.226	12.932	1:04.575	3	83,345	17
18	64	Momo OKUDA	JPN	Formula K	Formula K Europe	6	6:41.268	12.974	1:05.443	4	82,240	18
19	65	Emilien CARDE	FRA	Sodikart	Matec Competition	6	6:44.209	15.915	1:05.580	4	82,068	19

Not classified

DQ	16	Ryo HIROOKA	JPN	Formula K	Formula K Europe	6	6:37.309	DQ	1:05.037	5	82,753	22
----	----	-------------	-----	-----------	------------------	---	----------	----	----------	---	--------	----

Announcements

These results are provisional until the conclusion of any judicial and technical matters

No. 26 + 29 warning board

Started: 20 Classified: 19 Not classified: 1

No. 16 excluded from Heat 5 A-C / reason technical non conformity

Margin of Victory	Ø km/h	Best Lap Tm	km/h	Best Lap by
0.632	83,164	1:04.227	83,797	35 - Harry WEBB

Official Timing www.camp-company.de / www.motorsport-events.se

Orbits

Timekeeping Ingrid and Meik Wagner:

Clerk of the course Nigel Edwards:

www.mylaps.com

Steward (Chairman) Ian Watson:

Chief Scrutineer Paul Klaassen:

Licensed to: Motorsport Events

Printed: 15.09.2012 17:42:09

posted at:

h



Rotax Euro Challenge 2012 Salbris

Rotax Juniors

Salbris 1,495 Km

RACE 17 Qualifying Heat 5 A-C

15.09.2012 16:20

Race (6 Laps) started at 16:23:09

Lap	Time of Day	Lap Tm	Diff	S1 Tm	S2 Tm	S3 Tm	Lap	Time of Day	Lap Tm	Diff	S1 Tm	S2 Tm	S3 Tm
3	16:26:32.592	1:05.655	+0.396	23.156	19.198	23.301							
4	16:27:37.851	1:05.259		22.707	19.462	23.090							
5	16:28:43.619	1:05.768	+0.509	22.853	19.449	23.466							
6	16:29:50.763	1:07.144	+1.885	23.577	19.849	23.718							

(29) Teodor MORIN

1	16:24:23.230	1:12.957	+8.382	30.455	19.317	23.185
2	16:25:28.202	1:04.972	+0.397	22.578	19.301	23.093
3	16:26:32.777	1:04.575		22.457	19.080	23.038
4	16:27:37.391	1:04.614	+0.039	22.573	19.146	22.895
5	16:28:43.398	1:06.007	+1.432	23.104	19.352	23.551
6	16:29:50.819	1:07.421	+2.846	24.059	19.425	23.937

(64) Momo OKUDA

1	16:24:21.002	1:10.441	+4.998	27.535	19.564	23.342
2	16:25:26.667	1:05.665	+0.222	22.830	19.494	23.341
3	16:26:34.343	1:07.676	+2.233	24.986	19.366	23.324
4	16:27:39.786	1:05.443		22.942	19.315	23.186
5	16:28:45.240	1:05.454	+0.011	22.886	19.247	23.321
6	16:29:50.861	1:05.621	+0.178	22.769	19.188	23.664

(65) Emilien CARDE

1	16:24:20.293	1:09.580	+4.000	26.502	19.707	23.371
2	16:25:26.850	1:06.557	+0.977	23.322	19.553	23.682
3	16:26:36.914	1:10.064	+4.484	27.231	19.416	23.417
4	16:27:42.494	1:05.580		22.846	19.336	23.398
5	16:28:48.203	1:05.709	+0.129	22.854	19.293	23.562
6	16:29:53.802	1:05.599	+0.019	22.871	19.351	23.377



Rotax Euro Challenge 2012 Salbris

Rotax Juniors

Salbris 1,495 Km

RACE 18 Qualifying Heat 6 B-D

15.09.2012 16:40

Race (6 Laps) started at 16:44:26

Pos	No.	Name	Nat.	Chassis	Race Team	Laps	Total Tm	Diff	Best Tm	In Lap	km/h	Points
1	69	Ryan ANDERTON	GBR	Tonykart	Coles Racing	6	6:30.892		1:04.595	5	83,319	0
2	50	Lennert VAN BOGAERT	BEL	Sodikart	Bouvin Power	6	6:31.592	0.700	1:04.693	3	83,193	2
3	104	Sena SAKAGUCHI	JPN	Formula K	Formula K Europe	6	6:31.815	0.923	1:04.716	5	83,163	3
4	49	Max AITKEN	GBR	Formula K	Protrain Racing	6	6:35.803	4.911	1:04.974	3	82,833	4
5	91	Nicklas OSCARSSON	SWE	Kosmic	Paul Carr Racing	6	6:37.260	6.368	1:05.112	6	82,658	5
6	106	Jack WEPRIN	USA	Alonso	Dan Holland Racing	6	6:39.447	8.555	1:05.001	3	82,799	6
7	36	Henrique BAPTISTA	POR	Kosmic	Paul Carr Racing	6	6:39.587	8.695	1:05.182	4	82,569	7
8	19	Tobias HOLM	DEN	Kosmic	Star Karting	6	6:39.742	8.850	1:05.551	3	82,104	8
9	70	Max TIMMERMANS	BEL	Formula K	Formula K Europe	6	6:39.987	9.095	1:05.335	3	82,375	9
10	45	Sven VAN DER SLIK	NED	Intrepid	Team TKP	6	6:40.331	9.439	1:05.554	4	82,100	10
11	77	Fazio FRANSSSEN	NED	Formula K	Formula K Europe	6	6:41.069	10.177	1:05.459	3	82,219	11
12	9	Janneau ESMEIJER	NED	Intrepid	Team TKP	6	6:41.120	10.228	1:04.653	3	83,244	12
13	37	Shayur HARPAL	RSA	Kosmic	Paul Carr Racing	6	6:41.230	10.338	1:05.366	4	82,336	13
14	68	Vince HERCSIK	HUN	Birel	Kalman Motorsport	6	6:41.594	10.702	1:05.655	3	81,974	14
15	87	Tom MEIJER	NED	Formula K	Formula K Europe	6	6:41.855	10.963	1:05.312	4	82,404	15
16	44	Ameer HASSAN	LIB	Intrepid	Team TKP	6	6:43.281	12.389	1:05.311	3	82,406	16
17	100	Eiza EDUARDAS	LTU	Energy	Energy Racing LT	6	6:44.860	13.968	1:06.056	3	81,476	17
18	61	Josh WHITE	GBR	Tonykart	RL Racing Dept Ltd	6	6:51.937	21.045	1:04.753	3	83,116	18
19	102	Sacha FENESTRAZ	FRA	Tonykart	Malevaut Sport	5	5:35.500	1 Lap	1:05.448	3	82,233	19

Announcements

These results are provisional until the conclusion of any judicial and technical matters

No. 91 warning board

Started: 19 Classified: 19 Not classified: 0

Margin of Victory	Ø km/h	Best Lap Tm	km/h	Best Lap by
0.700	82,611	1:04.595	83,319	69 - Ryan ANDERTON

Official Timing www.camp-company.de / www.motorsport-events.se

Orbits

Timekeeping Ingrid and Meik Wagner:

Clerk of the course Nigel Edwards:

www.mylaps.com

Steward (Chairman) Ian Watson:

Chief Scrutineer Paul Klaassen:

Licensed to: Motorsport Events

Printed: 15.09.2012 16:51:57

posted at:

h



Rotax Euro Challenge 2012 Salbris

Rotax Juniors

Salbris 1,495 Km

RACE 18 Qualifying Heat 6 B-D

15.09.2012 16:40

Race (6 Laps) started at 16:44:26

Lap	Time of Day	Lap Tm	Diff	S1 Tm	S2 Tm	S3 Tm	Lap	Time of Day	Lap Tm	Diff	S1 Tm	S2 Tm	S3 Tm
3	16:47:49.775	1:06.056		23.311	19.266	23.479							
4	16:48:56.175	1:06.400	+0.344	23.102	19.211	24.087							
5	16:50:03.024	1:06.849	+0.793	23.959	19.477	23.413							
6	16:51:11.752	1:08.728	+2.672	25.401	19.538	23.789							

(61) Josh WHITE

1	16:45:34.542	1:07.448	+2.695	24.720	19.521	23.207
2	16:46:40.810	1:06.268	+1.515	23.241	19.914	23.113
3	16:47:45.563	1:04.753		22.444	19.173	23.136
4	16:48:50.979	1:05.416	+0.663	22.826	19.420	23.170
5	16:50:13.310	1:22.331	+17.578	39.529	19.536	23.266
6	16:51:18.829	1:05.519	+0.766	23.321	19.046	23.152

(102) Sacha FENESTRAZ

1	16:45:37.731	1:09.849	+4.401	26.592	19.736	23.521
2	16:46:43.787	1:06.056	+0.608	22.847	19.342	23.867
3	16:47:49.235	1:05.448		22.869	19.365	23.214
4	16:48:54.964	1:05.729	+0.281	23.006	19.330	23.393
5	16:50:02.392	1:07.428	+1.980	24.283	19.947	23.198



Rotax Euro Challenge 2012

Rotax Max Juniors

Salbris / France

Ranking after Heats

Pos.	No.	Firstname	Lastname	Nat.	Chassis	Race Team	QP	Points	Diff.	A-B	C-D	B-C	A-D	A-C	B-D
1	35	Harry	WEBB	GBR	Tonykart	Strawberry Racing	1	0		0	--	--	0	0	--
2	40	Jan	JONCK	DEN	Tonykart	RS Competition	3	3	-3	--	0	0	--	3	--
3	53	Guan Yu	ZHOU	GBR	Tonykart	Strawberry Racing	5	6	-6	2	--	--	2	2	--
4	18	Thomas	PREINING	AUT	Formula K	Protrain Racing	9	12	-12	4	--	--	4	4	--
5	17	Ralf	ARON	EST	Tonykart	Aix Racing	7	16	-16	--	4	4	--	8	--
6	106	Jack	WEPRIN	USA	Alonso	Dan Holland Racing	14	17	-17	5	--	6	--	--	6
7	42	Berkay	BESLER	TUR	Tonykart	DNR Racing/Bouvin Powe	15	17	-17	--	9	3	--	5	--
8	49	Max	AITKEN	GBR	Formula K	Protrain Racing	12	18	-18	--	8	--	6	--	4
9	50	Lennert	VAN BOGAERT	BEL	Sodikart	Bouvin Power	10	20	-20	7	--	11	--	--	2
10	69	Ryan	ANDERTON	GBR	Tonykart	Coles Racing	4	21	-21	--	16	--	5	--	0
11	7	Kaan	ONDER	TUR	Alonso	Borusan Otomotiv M/Spor	11	22	-22	--	10	5	--	7	--
12	77	Fazio	FRANSEN	NED	Formula K	Formula K Europe	28	22	-22	--	3	--	8	--	11
13	19	Tobias	HOLM	DEN	Kosmic	Star Karting	20	23	-23	--	5	--	10	--	8
14	98	Sam	SCHIPPERS	NED	Intrepid	Team TKP	19	24	-24	--	6	8	--	10	--
15	104	Sena	SAKAGUCHI	JPN	Formula K	Formula K Europe	2	25	-25	20	--	2	--	--	3
16	9	Janneau	ESMEIJER	NED	Intrepid	Team TKP	18	25	-25	3	--	10	--	--	12
17	70	Max	TIMMERMANS	BEL	Formula K	Formula K Europe	16	27	-27	--	11	--	7	--	9
18	25	Jack	BARTHOLOMEW	GBR	Zanardi	Coles Racing	13	30	-30	8	--	--	16	6	--
19	91	Nicklas	OSCARSSON	SWE	Kosmic	Paul Carr Racing	24	32	-32	--	13	--	14	--	5
20	45	Sven	VAN DER SLIK	NED	Intrepid	Team TKP	22	33	-33	10	--	13	--	--	10
21	36	Henrique	BAPTISTA	POR	Kosmic	Paul Carr Racing	32	34	-34	--	15	--	12	--	7
22	89	Joseph	BURTON-HARRIS	AUS	Tonykart	R360 Ben George	39	35	-35	--	2	22	--	11	--
23	68	Vince	HERCSIK	HUN	Birel	Kalman Motorsport	6	36	-36	13	--	9	--	--	14
24	87	Tom	MEIJER	NED	Formula K	Formula K Europe	26	36	-36	6	--	15	--	--	15
25	105	Parker	THOMPSON	CAN	Birel	Kalman Motorsport	27	36	-36	--	17	7	--	12	--
26	56	Thomas	SALVA	CZE	MS Kart	MS Kart Racing Team	23	38	-38	--	7	18	--	13	--
27	61	Josh	WHITE	GBR	Tonykart	RL Racing Dept Ltd	8	39	-39	--	18	--	3	--	18
28	64	Momo	OKUDA	JPN	Formula K	Formula K Europe	29	40	-40	11	--	--	11	18	--
Position 1 -28 qualified for Prefinal															
29	44	Ameer	HASSAN	LIB	Intrepid	Team TKP	34	40	-40	12	--	12	--	--	16
30	26	Jessica	BACKMAN	SWE	Tonykart	Strawberry Racing	17	41	-41	14	--	--	18	9	--
31	29	Teodor	MORIN	SWE	Kosmic	Soda Kart	21	44	-44	18	--	--	9	17	--
32	37	Shayur	HARPAL	RSA	Kosmic	Paul Carr Racing	30	44	-44	17	--	14	--	--	13
33	99	Philip	HAMPRECHT	GER	LH Kart	Matis Motorsport	35	44	-44	--	14	16	--	14	--
34	16	Ryo	HIROOKA	JPN	Formula K	Formula K Europe	25	46	-46	9	--	--	15	22	--
35	52	Boris	KOLFF	NED	Intrepid	Team TKP	31	46	-46	--	12	19	--	15	--
36	65	Emilien	CARDE	FRA	Sodikart	Matec Competition	33	48	-48	16	--	--	13	19	--
37	102	Sacha	FENESTRAZ	FRA	Tonykart	Malevaut Sport	38	51	-51	15	--	17	--	--	19
38	100	Eiza	EDUARDAS	LTU	Energy	Energy Racing LT	36	53	-53	--	19	--	17	--	17
39	101	Rokas	BACIUSKA	LTU	Energy	Energy Racing LT	37	57	-57	19	--	--	22	16	--

Announcements:

----- These results are provisional until the conclusion of any judicial and technical matters -----

Clerk of the course Nigel Edwards:

Stewards (Chairman) Ian Watson:

Timekeeping Ingrid/Meik Wagner:

Scrutineer Paul Klaassen:

Printed: 15.09.2012 18:26

Posted at: h



Rotax Euro Challenge 2012

Rotax Max Juniors

Salbris / France

Ranking after Heats

Announcements:

----- These results are provisional until the conclusion of any judicial and technical matters -----

Clerk of the course Nigel Edwards:

Stewards (Chairman) Ian Watson:

Timekeeping Ingrid/Meik Wagner:

Scrutineer Paul Klaassen:

Printed: 15.09.2012 18:26

Posted at: h

Rotax Euro Challenge 2012
 Class: Rotax Max Juniors
 Date/Time: 16.09.2012 10:00

Track: Salbris / France
 Heat: Second Chance Heat
 Laps: 6

Edition 1

	17	
33		34
	16	
31		32
	15	
29		30
	14	
27		28
	13	
25		26
	12	
23		24
	11	
21		22
	10	
19		20
	9	
17		18
	8	
15		16
	7	
13		14
Rokas BACIUSKA	6	
101		12
Points 57 Quali Rank 37		Eiza EDUARDAS
11	5	100
Sacha FENESTRAZ		Points 53 Quali Rank 36
102		10
Points 51 Quali Rank 38		Emilien CARDE
9	4	65
Boris KOLFF		Points 48 Quali Rank 33
52		8
Points 46 Quali Rank 31		Ryo HIROOKA
7	3	16
Philip HAMPRECHT		Points 46 Quali Rank 25
99		6
Points 44 Quali Rank 35		Shayur HARPAL
5	2	37
Teodor MORIN		Points 44 Quali Rank 30
29		4
Points 44 Quali Rank 21		Jessica BACKMAN
3	1	26
Ameer HASSAN		Points 41 Quali Rank 17
44		2
Points 40 Quali Rank 34		
1	Row	
Pole Position		

Clerk of the course Nigel Edwards:
 Stewards (Chairman) Ian Watson:

Scrutineer Paul Klaassen:
 Timekeeping Ingrid/Meik Wagner:



Rotax Euro Challenge 2012 Salbris

Rotax Juniors

Salbris 1,495 Km

Warm up qualified 29-62

16.09.2012 08:50

Practice (5:00 Time) started at 8:50:00

Pos	No.	Name	Nat.	Chassis	Race Team	Laps	Best Tm	Diff	Gap In Lap	km/h
1	26	Jessica BACKMAN	SWE	Tonykart	Strawberry Racing	4	1:05.459			82,219
2	37	Shayur HARPAL	RSA	Kosmic	Paul Carr Racing	4	1:05.536	0.077	0.077	82,123
3	16	Ryo HIROOKA	JPN	Formula K	Formula K Europe	4	1:05.624	0.165	0.088	82,013
4	29	Teodor MORIN	SWE	Kosmic	Soda Kart	4	1:05.647	0.188	0.023	81,984
5	65	Emilien CARDE	FRA	Sodikart	Matec Competition	4	1:06.079	0.620	0.432	81,448
6	52	Boris KOLFF	NED	Intrepid	Team TKP	4	1:06.122	0.663	0.043	81,395
7	44	Ameer HASSAN	LIB	Intrepid	Team TKP	4	1:06.266	0.807	0.144	81,218
8	102	Sacha FENESTRAZ	FRA	Tonykart	Malevaut Sport	4	1:06.313	0.854	0.047	81,161
9	100	Eiza EDUARDAS	LTU	Energy	Energy Racing LT	4	1:06.413	0.954	0.100	81,038
10	101	Rokas BACIUSKA	LTU	Energy	Energy Racing LT	4	1:06.505	1.046	0.092	80,926
11	99	Philip HAMPRECHT	GER	LH Kart	Matis Motorsport	4	1:06.570	1.111	0.065	80,847

Timekeeping Ingrid and Meik Wagner:

Clerk of the course Nigel Edwards:

Steward (Chairman) Ian Watson:

Chief Scrutineer Paul Klaassen:

www.mylaps.com

Licensed to: Motorsport Events



Rotax Euro Challenge 2012 Salbris

Rotax Juniors

Salbris 1,495 Km

Warm up qualified 29-62

16.09.2012 08:50

Practice (5:00 Time) started at 8:50:00

Lap	Time of Day	Lap Tm	Diff	S1 Tm	S2 Tm	S3 Tm	Lap	Time of Day	Lap Tm	Diff	S1 Tm	S2 Tm	S3 Tm
(26) Jessica BACKMAN													
1	8:51:43.066	1:08.606	+3.147	24.784	19.975	23.847							
2	8:52:50.003	1:06.937	+1.478	23.588	19.579	23.770							
3	8:53:55.825	1:05.822	+0.363	23.055	19.549	23.218							
4	8:55:01.284	1:05.459		22.980	19.268	23.211							
(37) Shayur HARPAL													
1	8:51:43.213	1:08.383	+2.847	24.644	20.047	23.692							
2	8:52:49.462	1:06.249	+0.713	23.235	19.593	23.421							
3	8:53:55.147	1:05.685	+0.149	22.953	19.392	23.340							
4	8:55:00.683	1:05.536		22.877	19.416	23.243							
(16) Ryo HIROOKA													
1	8:51:44.735	1:07.816	+2.192	24.245	19.914	23.657							
2	8:52:51.305	1:06.570	+0.946	23.412	19.675	23.483							
3	8:53:57.392	1:06.087	+0.463	23.246	19.427	23.414							
4	8:55:03.016	1:05.624		23.075	19.327	23.222							
(29) Teodor MORIN													
1	8:51:41.234	1:08.843	+3.196	24.848	20.076	23.919							
2	8:52:48.595	1:07.361	+1.714	23.882	19.775	23.704							
3	8:53:55.590	1:06.995	+1.348	23.484	20.015	23.496							
4	8:55:01.237	1:05.647		22.942	19.335	23.370							
(65) Emilien CARDE													
1	8:51:40.707	1:08.918	+2.839	24.729	20.176	24.013							
2	8:52:47.705	1:06.998	+0.919	23.690	19.731	23.577							
3	8:53:54.030	1:06.325	+0.246	23.322	19.470	23.533							
4	8:55:00.109	1:06.079		23.186	19.447	23.446							
(52) Boris KOLFF													
1	8:51:39.863	1:08.426	+2.304	24.399	20.165	23.862							
2	8:52:46.648	1:06.785	+0.663	23.479	19.729	23.577							
3	8:53:52.871	1:06.223	+0.101	23.258	19.595	23.370							
4	8:54:58.993	1:06.122		23.163	19.450	23.509							
(44) Ameer HASSAN													
1	8:51:39.511	1:08.552	+2.286	24.371	20.075	24.106							
2	8:52:46.408	1:06.897	+0.631	23.547	19.627	23.723							
3	8:53:52.674	1:06.266		23.294	19.517	23.455							
4	8:54:59.091	1:06.417	+0.151	23.553	19.521	23.343							
(102) Sacha FENESTRAZ													
1	8:51:42.273	1:08.592	+2.279	24.468	20.162	23.962							
2	8:52:49.655	1:07.382	+1.069	23.733	19.809	23.840							
3	8:53:56.225	1:06.570	+0.257	23.264	19.836	23.470							
4	8:55:02.538	1:06.313		23.273	19.568	23.472							
(100) Eiza EDUARDAS													
1	8:51:46.894	1:09.484	+3.071	25.051	20.237	24.196							
2	8:52:54.101	1:07.207	+0.794	23.565	19.805	23.837							
3	8:54:00.902	1:06.801	+0.388	23.364	19.583	23.854							
4	8:55:07.315	1:06.413		23.259	19.537	23.617							
(101) Rokas BACIUSKA													
1	8:51:44.123	1:10.058	+3.553	25.823	20.362	23.873							
2	8:52:51.219	1:07.096	+0.591	23.661	19.793	23.642							
3	8:53:58.315	1:07.096	+0.591	23.880	19.671	23.545							
4	8:55:04.820	1:06.505		23.392	19.654	23.459							
(99) Philip HAMPRECHT													
1	8:52:06.840	1:09.485	+2.915	24.987	20.311	24.187							
2	8:53:14.191	1:07.351	+0.781	23.765	19.758	23.828							
3	8:54:21.311	1:07.120	+0.550	23.866	19.634	23.620							
4	8:55:27.881	1:06.570		23.414	19.625	23.531							

Timekeeping Ingrid and Meik Wagner:

Clerk of the course Nigel Edwards:

www.mylaps.com

Steward (Chairman) Ian Watson:

Chief Scrutineer Paul Klaassen:

Licensed to: Motorsport Events

Printed: 16.09.2012 08:56:49

posted at:

h



Rotax Euro Challenge 2012 Salbris

Rotax Juniors

Salbris 1,495 Km

Warm up qualified 1-28

16.09.2012 09:30

Practice (5:00 Time) started at 9:30:01

Pos	No.	Name	Nat.	Chassis	Race Team	Laps	Best Tm	Diff	Gap In Lap	km/h
1	9	Janneau ESMEIJER	NED	Intrepid	Team TKP	4	1:04.083		4	83,985
2	35	Harry WEBB	GBR	Tonykart	Strawberry Racing	4	1:04.108	0.025	0.025	4 83,952
3	89	Joseph BURTON-HARRIS	AUS	Tonykart	R360 Ben George	5	1:04.210	0.127	0.102	5 83,819
4	25	Jack BARTHOLOMEW	GBR	Zanardi	Coles Racing	5	1:04.268	0.185	0.058	5 83,743
5	53	Guan Yu ZHOU	GBR	Tonykart	Strawberry Racing	5	1:04.284	0.201	0.016	5 83,722
6	49	Max AITKEN	GBR	Formula K	Protrain Racing	5	1:04.296	0.213	0.012	5 83,707
7	61	Josh WHITE	GBR	Tonykart	RL Racing Dept Ltd	4	1:04.330	0.247	0.034	4 83,662
8	7	Kaan ONDER	TUR	Alonso	Borusan Otomotiv M/Sport	5	1:04.377	0.294	0.047	5 83,601
9	40	Jan JONCK	DEN	Tonykart	RS Competition	4	1:04.430	0.347	0.053	4 83,533
10	68	Vince HERCSIK	HUN	Birel	Kalman Motorsport	5	1:04.454	0.371	0.024	5 83,501
11	17	Ralf ARON	EST	Tonykart	Aix Racing	5	1:04.463	0.380	0.009	5 83,490
12	18	Thomas PREINING	AUT	Formula K	Protrain Racing	5	1:04.478	0.395	0.015	5 83,470
13	36	Henrique BAPTISTA	POR	Kosmic	Paul Carr Racing	5	1:04.498	0.415	0.020	5 83,444
14	50	Lennert VAN BOGAERT	BEL	Sodikart	Bouvin Power	4	1:04.522	0.439	0.024	4 83,413
15	106	Jack WEPRIN	USA	Alonso	Dan Holland Racing	5	1:04.528	0.445	0.006	4 83,406
16	42	Berkay BESLER	TUR	Tonykart	DNR Racing/Bouvin Power	5	1:04.543	0.460	0.015	4 83,386
17	64	Momo OKUDA	JPN	Formula K	Formula K Europe	5	1:04.603	0.520	0.060	5 83,309
18	98	Sam SCHIPPERS	NED	Intrepid	Team TKP	4	1:04.624	0.541	0.021	4 83,282
19	104	Sena SAKAGUCHI	JPN	Formula K	Formula K Europe	4	1:04.644	0.561	0.020	3 83,256
20	69	Ryan ANDERTON	GBR	Tonykart	Coles Racing	4	1:04.657	0.574	0.013	2 83,239
21	77	Fazio FRANSEN	NED	Formula K	Formula K Europe	5	1:04.675	0.592	0.018	4 83,216
22	91	Nicklas OSCARSSON	SWE	Kosmic	Paul Carr Racing	5	1:04.766	0.683	0.091	5 83,099
23	70	Max TIMMERMANS	BEL	Formula K	Formula K Europe	5	1:04.793	0.710	0.027	4 83,065
24	56	Thomas SALVA	CZE	MS Kart	MS Kart Racing Team	4	1:04.898	0.815	0.105	3 82,930
25	87	Tom MEIJER	NED	Formula K	Formula K Europe	5	1:04.991	0.908	0.093	5 82,811
26	45	Sven VAN DER SLIK	NED	Intrepid	Team TKP	5	1:04.992	0.909	0.001	5 82,810
27	105	Parker THOMPSON	CAN	Birel	Kalman Motorsport	4	1:04.999	0.916	0.007	3 82,801
28	19	Tobias HOLM	DEN	Kosmic	Star Karting	4	1:05.195	1.112	0.196	2 82,552

Timekeeping Ingrid and Meik Wagner:

Clerk of the course Nigel Edwards:

Steward (Chairman) Ian Watson:

Chief Scrutineer Paul Klaassen:

www.mylaps.com

Licensed to: Motorsport Events



Rotax Euro Challenge 2012 Salbris

Rotax Juniors

Salbris 1,495 Km

Warm up qualified 1-28

16.09.2012 09:30

Practice (5:00 Time) started at 9:30:01

Lap	Time of Day	Lap Tm	Diff	S1 Tm	S2 Tm	S3 Tm	Lap	Time of Day	Lap Tm	Diff	S1 Tm	S2 Tm	S3 Tm
(77) Fazio FRANSSSEN													
1	9:31:37.697	1:06.615	+1.940	23.747	19.475	23.393							
2	9:32:42.976	1:05.279	+0.604	22.818	19.320	23.141							
3	9:33:47.850	1:04.874	+0.199	22.616	19.205	23.053							
4	9:34:52.525	1:04.675		22.494	19.111	23.070							
5	9:35:57.725	1:05.200	+0.525	23.094	19.147	22.959							
(91) Nicklas OSCARSSON													
1	9:31:41.584	1:06.994	+2.228	24.069	19.538	23.387							
2	9:32:47.175	1:05.591	+0.825	22.797	19.256	23.538							
3	9:33:52.326	1:05.151	+0.385	22.761	19.266	23.124							
4	9:34:58.656	1:06.330	+1.564	22.506	20.259	23.565							
5	9:36:03.422	1:04.766		22.528	19.208	23.030							
(70) Max TIMMERMANS													
1	9:31:37.491	1:06.553	+1.760	23.767	19.443	23.343							
2	9:32:43.160	1:05.669	+0.876	23.279	19.276	23.114							
3	9:33:48.521	1:05.361	+0.568	23.030	19.341	22.990							
4	9:34:53.314	1:04.793		22.596	19.139	23.058							
5	9:35:58.472	1:05.158	+0.365	23.068	19.168	22.922							
(56) Thomas SALVA													
1	9:31:44.537	1:07.977	+3.079	24.819	19.587	23.571							
2	9:32:51.102	1:06.565	+1.667	23.138	20.328	23.099							
3	9:33:56.000	1:04.898		22.656	19.161	23.081							
4	9:35:01.129	1:05.129	+0.231	22.716	19.222	23.191							
(87) Tom MEIJER													
1	9:31:36.410	1:06.721	+1.730	23.533	19.425	23.763							
2	9:32:41.900	1:05.490	+0.499	22.927	19.280	23.283							
3	9:33:46.966	1:05.066	+0.075	22.684	19.239	23.143							
4	9:34:52.020	1:05.054	+0.063	22.658	19.226	23.170							
5	9:35:57.011	1:04.991		22.690	19.188	23.113							
(45) Sven VAN DER SLIK													
1	9:31:40.319	1:06.430	+1.438	23.863	19.346	23.221							
2	9:32:45.808	1:05.489	+0.497	23.077	19.293	23.119							
3	9:33:51.199	1:05.391	+0.399	22.854	19.215	23.322							
4	9:34:56.272	1:05.073	+0.081	22.808	19.182	23.083							
5	9:36:01.264	1:04.992		22.888	19.181	22.923							
(105) Parker THOMPSON													
1	9:31:44.875	1:06.930	+1.931	23.864	19.742	23.324							
2	9:32:50.837	1:05.962	+0.963	23.133	19.657	23.172							
3	9:33:55.836	1:04.999		22.627	19.287	23.085							
4	9:35:02.153	1:06.317	+1.318	23.294	19.914	23.109							
(19) Tobias HOLM													
1	9:31:44.385	1:06.313	+1.118	23.412	19.629	23.272							
2	9:32:49.580	1:05.195		22.845	19.265	23.085							
3	9:33:55.654	1:06.074	+0.879	22.440	20.521	23.113							
4	9:35:01.652	1:05.998	+0.803	23.582	19.415	23.001							



Rotax Euro Challenge 2012 Salbris

Rotax Juniors

Salbris 1,495 Km

Second Chance Heat

16.09.2012 10:00

Race (6 Laps) started at 10:02:51

Pos	No.	Name	Nat.	Chassis	Race Team	Laps	Total Tm	Diff	Best Tm	In Lap	km/h	Points
1	29	Teodor MORIN	SWE	Kosmic	Soda Kart	6	6:30.484		1:04.523	4	83,412	0
2	44	Ameer HASSAN	LIB	Intrepid	Team TKP	6	6:30.764	0.280	1:04.604	4	83,308	0
3	16	Ryo HIROOKA	JPN	Formula K	Formula K Europe	6	6:32.521	2.037	1:04.478	4	83,470	0
4	99	Philip HAMPRECHT	GER	LH Kart	Matis Motorsport	6	6:33.450	2.966	1:04.872	4	82,963	0
5	65	Emilien CARDE	FRA	Sodikart	Matec Competition	6	6:33.529	3.045	1:04.730	4	83,145	0
6	52	Boris KOLFF	NED	Intrepid	Team TKP	6	6:33.682	3.198	1:04.471	4	83,479	0
7	101	Rokas BACIUSKA	LTU	Energy	Energy Racing LT	6	6:34.021	3.537	1:04.474	6	83,476	0
8	100	Eiza EDUARDAS	LTU	Energy	Energy Racing LT	6	6:36.510	6.026	1:04.792	4	83,066	0
9	37	Shayur HARPAL	RSA	Kosmic	Paul Carr Racing	6	6:43.111	12.627	1:04.714	6	83,166	0
10	102	Sacha FENESTRAZ	FRA	Tonykart	Malevaut Sport	6	6:49.169	18.685	1:05.463	3	82,214	0

Not classified

DQ	26	Jessica BACKMAN	SWE	Tonykart	Strawberry Racing	3	3:18.522	DQ	1:04.439	3	83,521	0
----	----	-----------------	-----	----------	-------------------	---	----------	----	----------	---	--------	---

Announcements

These results are provisional until the conclusion of any judicial and technical matters

No. 26 black flag

Pos. 1-6 qualified for prefinal

Started: 11 Classified: 10 Not classified: 1

Margin of Victory	Ø km/h	Best Lap Tm	km/h	Best Lap by
0.280	82,697	1:04.471	83,479	52 - Boris KOLFF

Official Timing www.camp-company.de / www.motorsport-events.se

Orbits

Timekeeping Ingrid and Meik Wagner:

Clerk of the course Nigel Edwards:

www.mylaps.com

Steward (Chairman) Ian Watson:

Chief Scrutineer Paul Klaassen:

Licensed to: Motorsport Events

Printed: 16.09.2012 10:10:41

posted at:

h



Rotax Euro Challenge 2012 Salbris

Rotax Juniors

Salbris 1,495 Km

Second Chance Heat

16.09.2012 10:00

Race (6 Laps) started at 10:02:51

Lap	Time of Day	Lap Tm	Diff	S1 Tm	S2 Tm	S3 Tm
(29) Teodor MORIN						
1	10:03:58.169	1:06.291	+1.768	23.848	19.267	23.176
2	10:05:02.821	1:04.652	+0.129	22.448	19.192	23.012
3	10:06:07.814	1:04.993	+0.470	22.796	19.142	23.055
4	10:07:12.337	1:04.523		22.466	19.092	22.965
5	10:08:17.401	1:05.064	+0.541	22.905	19.148	23.011
6	10:09:22.285	1:04.884	+0.361	22.579	19.240	23.065

(44) Ameer HASSAN						
1	10:03:57.753	1:05.952	+1.348	23.475	19.219	23.258
2	10:05:02.753	1:05.000	+0.396	22.752	19.090	23.158
3	10:06:07.630	1:04.877	+0.273	22.686	19.134	23.057
4	10:07:12.234	1:04.604		22.497	19.064	23.043
5	10:08:17.236	1:05.002	+0.398	22.862	19.092	23.048
6	10:09:22.565	1:05.329	+0.725	22.592	19.580	23.157

(16) Ryo HIROOKA						
1	10:03:59.290	1:07.161	+2.683	24.794	19.252	23.115
2	10:05:05.348	1:06.058	+1.580	24.017	19.019	23.022
3	10:06:09.887	1:04.539	+0.061	22.570	19.054	22.915
4	10:07:14.365	1:04.478		22.519	18.978	22.981
5	10:08:19.825	1:05.460	+0.982	23.006	19.343	23.111
6	10:09:24.322	1:04.497	+0.019	22.485	18.988	23.024

(99) Philip HAMPRECHT						
1	10:03:58.615	1:06.662	+1.790	24.014	19.370	23.278
2	10:05:04.056	1:05.441	+0.569	23.095	19.130	23.216
3	10:06:09.185	1:05.129	+0.257	22.813	19.267	23.049
4	10:07:14.057	1:04.872		22.728	19.075	23.069
5	10:08:20.224	1:06.167	+1.295	22.999	19.790	23.378
6	10:09:25.251	1:05.027	+0.155	22.656	19.203	23.168

(65) Emilien CARDE						
1	10:03:59.556	1:07.336	+2.606	24.968	19.254	23.114
2	10:05:05.728	1:06.172	+1.442	23.927	19.226	23.019
3	10:06:10.966	1:05.238	+0.508	23.018	19.131	23.089
4	10:07:15.696	1:04.730		22.551	19.071	23.108
5	10:08:20.472	1:04.776	+0.046	22.553	19.142	23.081
6	10:09:25.330	1:04.858	+0.128	22.754	19.147	22.957

(52) Boris KOLFF						
1	10:03:59.115	1:07.092	+2.621	24.655	19.296	23.141
2	10:05:05.084	1:05.969	+1.498	23.667	19.186	23.116
3	10:06:09.708	1:04.624	+0.153	22.574	19.113	22.937
4	10:07:14.179	1:04.471		22.415	19.046	23.010
5	10:08:20.308	1:06.129	+1.658	22.971	19.581	23.577
6	10:09:25.483	1:05.175	+0.704	23.064	19.159	22.952

(101) Rokas BACIUSKA						
1	10:04:00.469	1:08.015	+3.541	25.241	19.535	23.239
2	10:05:06.686	1:06.217	+1.743	23.929	19.186	23.102
3	10:06:11.907	1:05.221	+0.747	22.625	19.438	23.158
4	10:07:16.762	1:04.855	+0.381	22.728	19.133	22.994
5	10:08:21.348	1:04.586	+0.112	22.517	19.024	23.045
6	10:09:25.822	1:04.474		22.496	19.045	22.933

(100) Eiza EDUARDAS						
1	10:04:00.241	1:07.922	+3.130	25.253	19.487	23.182
2	10:05:08.450	1:08.209	+3.417	25.512	19.417	23.280
3	10:06:13.565	1:05.115	+0.323	22.684	19.180	23.251
4	10:07:18.357	1:04.792		22.505	19.074	23.213
5	10:08:23.240	1:04.883	+0.091	22.577	19.130	23.176
6	10:09:28.311	1:05.071	+0.279	22.606	19.134	23.331

(37) Shayur HARPAL						
---------------------------	--	--	--	--	--	--

Lap	Time of Day	Lap Tm	Diff	S1 Tm	S2 Tm	S3 Tm
1	10:03:58.824	1:06.802	+2.088	24.215	19.443	23.144
2	10:05:15.747	1:16.923	+12.209	34.004	19.683	23.236
3	10:06:20.671	1:04.924	+0.210	22.672	19.056	23.196
4	10:07:25.408	1:04.737	+0.023	22.527	19.034	23.176
5	10:08:30.198	1:04.790	+0.076	22.499	19.090	23.201
6	10:09:34.912	1:04.714		22.461	19.119	23.134

(102) Sacha FENESTRAZ						
1	10:03:59.953	1:07.686	+2.223	25.049	19.480	23.157
2	10:05:06.371	1:06.418	+0.955	23.919	19.378	23.121
3	10:06:11.834	1:05.463		22.784	19.392	23.287
4	10:07:29.642	1:17.808	+12.345	34.968	19.333	23.507
5	10:08:35.484	1:05.842	+0.379	23.047	19.355	23.440
6	10:09:40.970	1:05.486	+0.023	23.003	19.226	23.257

(26) Jessica BACKMAN						
1	10:03:58.985	1:07.078	+2.639	24.172	19.467	23.439
2	10:05:05.884	1:06.899	+2.460	24.627	19.260	23.012
3	10:06:10.323	1:04.439		22.533	18.988	22.918

Rotax Euro Challenge 2012
 Class: Rotax Max Juniors
 Date/Time: 16.09.2012 11:20

Track: Salbris / France
 Heat: Prefinal
 Laps: 10

Edition 1

Emilien CARDE	65	2nd Chance 5	17	Boris KOLFF	52	2nd Chance 6
	33				34	
Ryo HIROOKA	16	2nd Chance 3	16	Philip HAMPRECHT	99	2nd Chance 4
	31				32	
Teodor MORIN	29	2nd Chance 1	15	Ameer HASSAN	44	2nd Chance 2
	29				30	
Josh WHITE	61	Points 39 Quali Rank 8	14	Momo OKUDA	64	Points 40 Quali Rank 29
	27				28	
Parker THOMPSON	105	Points 36 Quali Rank 27	13	Thomas SALVA	56	Points 38 Quali Rank 23
	25				26	
Vince HERCSIK	68	Points 36 Quali Rank 6	12	Tom MEIJER	87	Points 36 Quali Rank 26
	23				24	
Henrique BAPTISTA	36	Points 34 Quali Rank 32	11	Joseph BURTON-HARRI	89	Points 35 Quali Rank 39
	21				22	
Nicklas OSCARSSON	91	Points 32 Quali Rank 24	10	Sven VAN DER SLIK	45	Points 33 Quali Rank 22
	19				20	
Max TIMMERMANS	70	Points 27 Quali Rank 16	9	Jack BARTHOLOMEV	25	Points 30 Quali Rank 13
	17				18	
Sena SAKAGUCHI	104	Points 25 Quali Rank 2	8	Janneau ESMEIJER	9	Points 25 Quali Rank 18
	15				16	
Tobias HOLM	19	Points 23 Quali Rank 20	7	Sam SCHIPPERS	98	Points 24 Quali Rank 19
	13				14	
Kaan ONDER	7	Points 22 Quali Rank 11	6	Fazio FRANSSSEN	77	Points 22 Quali Rank 28
	11				12	
Lennert VAN BOGAERT	50	Points 20 Quali Rank 10	5	Ryan ANDERTON	69	Points 21 Quali Rank 4
	9				10	
Berkay BESLER	42	Points 17 Quali Rank 15	4	Max AITKEN	49	Points 18 Quali Rank 12
	7				8	
Ralf ARON	17	Points 16 Quali Rank 7	3	Jack WEPRIN	106	Points 17 Quali Rank 14
	5				6	
Guan Yu ZHOU	53	Points 6 Quali Rank 5	2	Thomas PREINING	18	Points 12 Quali Rank 9
	3				4	
Harry WEBB	35	Points 0 Quali Rank 1	1	Jan JONCK	40	Points 3 Quali Rank 3
	1				2	

Pole Position

Clerk of the course Nigel Edwards:
 Stewards (Chairman) Ian Watson:

Scrutineer Paul Klaassen:
 Timekeeping Ingrid/Meik Wagner:



Rotax Euro Challenge 2012 Salbris

Rotax Juniors

Salbris 1,495 Km

Pre-Final

16.09.2012 11:20

Race (10 Laps) started at 11:25:49

Pos	No.	Name	Nat.	Chassis	Race Team	Laps	Total Tm	Diff	Best Tm	In Lap	km/h	Points
1	35	Harry WEBB	GBR	Tonykart	Strawberry Racing	10	10:48.540		1:04.378	10	83,600	34
2	49	Max AITKEN	GBR	Formula K	Protrain Racing	10	10:51.887	3.347	1:04.243	7	83,776	33
3	69	Ryan ANDERTON	GBR	Tonykart	Coles Racing	10	10:52.055	3.515	1:04.263	7	83,750	32
4	53	Guan Yu ZHOU	GBR	Tonykart	Strawberry Racing	10	10:52.201	3.661	1:04.540	8	83,390	31
5	40	Jan JONCK	DEN	Tonykart	RS Competition	10	10:52.702	4.162	1:04.570	9	83,351	30
6	77	Fazio FRANSSEN	NED	Formula K	Formula K Europe	10	10:52.793	4.253	1:04.393	8	83,581	29
7	18	Thomas PREINING	AUT	Formula K	Protrain Racing	10	10:57.011	8.471	1:04.571	8	83,350	28
8	7	Kaan ONDER	TUR	Alonso	Borusan Otomotiv M/Sport	10	10:57.153	8.613	1:04.092	8	83,973	27
9	42	Berkay BESLER	TUR	Tonykart	DNR Racing/Bouvin Power	10	10:57.283	8.743	1:04.366	8	83,616	26
10	89	Joseph BURTON-HARRIS	AUS	Tonykart	R360 Ben George	10	10:59.759	11.219	1:04.662	7	83,233	25
11	106	Jack WEPRIN	USA	Alonso	Dan Holland Racing	10	10:59.898	11.358	1:04.856	4	82,984	24
12	50	Lennert VAN BOGAERT	BEL	Sodikart	Bouvin Power	10	11:00.009	11.469	1:04.533	6	83,399	23
13	9	Janneau ESMEIJER	NED	Intrepid	Team TKP	10	11:00.328	11.788	1:04.587	7	83,329	22
14	98	Sam SCHIPPERS	NED	Intrepid	Team TKP	10	11:01.215	12.675	1:04.663	7	83,232	21
15	17	Ralf ARON	EST	Tonykart	Aix Racing	10	11:01.450	12.910	1:04.817	9	83,034	20
16	70	Max TIMMERMANS	BEL	Formula K	Formula K Europe	10	11:01.512	12.972	1:04.615	7	83,293	19
17	91	Nicklas OSCARSSON	SWE	Kosmic	Paul Carr Racing	10	11:01.717	13.177	1:04.702	9	83,181	18
18	104	Sena SAKAGUCHI	JPN	Formula K	Formula K Europe	10	11:02.066	13.526	1:04.692	7	83,194	17
19	61	Josh WHITE	GBR	Tonykart	RL Racing Dept Ltd	10	11:02.209	13.669	1:04.473	10	83,477	16
20	19	Tobias HOLM	DEN	Kosmic	Star Karting	10	11:02.415	13.875	1:04.429	7	83,534	15
21	99	Philip HAMPRECHT	GER	LH Kart	Matis Motorsport	10	11:04.523	15.983	1:05.101	9	82,672	14
22	87	Tom MEIJER	NED	Formula K	Formula K Europe	10	11:04.597	16.057	1:04.730	8	83,145	13
23	36	Henrique BAPTISTA	POR	Kosmic	Paul Carr Racing	10	11:05.255	16.715	1:05.188	7	82,561	12
24	68	Vince HERCSIK	HUN	Birel	Kalman Motorsport	10	11:05.392	16.852	1:04.876	9	82,958	11
25	45	Sven VAN DER SLIK	NED	Intrepid	Team TKP	10	11:06.418	17.878	1:05.201	9	82,545	10
26	56	Thomas SALVA	CZE	MS Kart	MS Kart Racing Team	10	11:06.616	18.076	1:04.900	10	82,928	9
27	64	Momo OKUDA	JPN	Formula K	Formula K Europe	10	11:07.126	18.586	1:04.976	10	82,831	8
28	65	Emilien CARDE	FRA	Sodikart	Matec Competition	10	11:08.014	19.474	1:05.314	10	82,402	7
29	29	Teodor MORIN	SWE	Kosmic	Soda Kart	10	11:08.081	19.541	1:04.492	7	83,452	6
30	16	Ryo HIROOKA	JPN	Formula K	Formula K Europe	10	11:08.579	20.039	1:05.071	7	82,710	5
31	105	Parker THOMPSON	CAN	Birel	Kalman Motorsport	10	11:29.801	41.261	1:05.181	7	82,570	4
32	44	Ameer HASSAN	LIB	Intrepid	Team TKP	10	11:39.977	51.437	1:05.195	10	82,552	3
33	52	Boris KOLFF	NED	Intrepid	Team TKP	9	11:15.281	1 Lap	1:05.522	9	82,140	2
34	25	Jack BARTHOLOMEW	GBR	Zanardi	Coles Racing	1	1:11.643	9 Laps	1:10.893	1	75,917	1

Announcements

These results are provisional until the conclusion of any judicial and technical matters

No. 7 + 105 + 50 warning board

Started: 34 Classified: 34 Not classified: 0

Margin of Victory	Ø km/h	Best Lap Tm	km/h	Best Lap by
3.347	82,986	1:04.092	83,973	7 - Kaan ONDER

Official Timing www.camp-company.de / www.motorsport-events.se

Orbits

Timekeeping Ingrid and Meik Wagner:

Clerk of the course Nigel Edwards:

www.mylaps.com

Steward (Chairman) Ian Watson:

Chief Scrutineer Paul Klaassen:

Licensed to: Motorsport Events

Printed: 16.09.2012 11:38:24

posted at:

h



Rotax Euro Challenge 2012 Salbris

Rotax Juniors

Salbris 1,495 Km

Pre-Final

16.09.2012 11:20

Race (10 Laps) started at 11:25:49

Lap	Time of Day	Lap Tm	Diff	S1 Tm	S2 Tm	S3 Tm	Lap	Time of Day	Lap Tm	Diff	S1 Tm	S2 Tm	S3 Tm
(35) Harry WEBB													
1	11:26:55.299	1:06.085	+1.707	23.297	19.428	23.360	5	11:31:19.344	1:05.251	+0.858	23.073	19.137	23.041
2	11:28:00.836	1:05.537	+1.159	22.854	19.357	23.326	6	11:32:23.977	1:04.633	+0.240	22.520	19.055	23.058
3	11:29:06.031	1:05.195	+0.817	22.671	19.261	23.263	7	11:33:28.413	1:04.436	+0.043	22.402	19.091	22.943
4	11:30:10.883	1:04.852	+0.474	22.549	19.189	23.114	8	11:34:32.806	1:04.393		22.392	19.029	22.972
5	11:31:15.564	1:04.681	+0.303	22.496	19.091	23.094	9	11:35:37.222	1:04.416	+0.023	22.377	19.088	22.951
6	11:32:20.134	1:04.570	+0.192	22.384	19.061	23.125	10	11:36:42.007	1:04.785	+0.392	22.477	19.220	23.088
7	11:33:24.567	1:04.433	+0.055	22.289	19.076	23.068	(18) Thomas PREINING						
8	11:34:28.984	1:04.417	+0.039	22.287	19.047	23.083	1	11:26:57.742	1:08.408	+3.837	25.215	19.555	23.638
9	11:35:33.376	1:04.392	+0.014	22.293	19.081	23.018	2	11:28:03.154	1:05.412	+0.841	22.845	19.340	23.227
10	11:36:37.754	1:04.378		22.300	18.958	23.120	3	11:29:08.417	1:05.263	+0.692	22.696	19.377	23.190
(49) Max AITKEN													
1	11:26:57.075	1:07.529	+3.286	24.486	19.653	23.390	4	11:30:13.989	1:05.572	+1.001	22.949	19.399	23.224
2	11:28:02.230	1:05.155	+0.912	22.640	19.299	23.216	5	11:31:19.701	1:05.712	+1.141	23.488	19.169	23.055
3	11:29:07.587	1:05.357	+1.114	22.867	19.273	23.217	6	11:32:24.751	1:05.050	+0.479	22.873	19.072	23.105
4	11:30:12.258	1:04.671	+0.428	22.571	19.082	23.018	7	11:33:29.440	1:04.689	+0.118	22.499	19.085	23.105
5	11:31:17.124	1:04.866	+0.623	22.683	19.029	23.154	8	11:34:34.011	1:04.571		22.511	19.050	23.010
6	11:32:21.607	1:04.483	+0.240	22.381	19.060	23.042	9	11:35:40.416	1:06.405	+1.834	23.326	19.493	23.586
7	11:33:25.850	1:04.243		22.217	18.975	23.051	10	11:36:46.225	1:05.809	+1.238	23.157	19.291	23.361
8	11:34:30.289	1:04.439	+0.196	22.325	19.022	23.092	(7) Kaan ONDER						
9	11:35:35.647	1:05.358	+1.115	22.882	19.303	23.173	1	11:26:59.522	1:09.787	+5.695	26.362	19.923	23.502
10	11:36:41.101	1:05.454	+1.211	23.103	19.182	23.169	2	11:28:06.348	1:06.826	+2.734	23.795	19.683	23.348
(69) Ryan ANDERTON													
1	11:26:57.577	1:07.940	+3.677	25.197	19.413	23.330	3	11:29:11.407	1:05.059	+0.967	22.731	19.123	23.205
2	11:28:02.564	1:04.987	+0.724	22.795	19.193	22.999	4	11:30:16.490	1:05.083	+0.991	22.872	19.159	23.052
3	11:29:07.885	1:05.321	+1.058	22.963	19.332	23.026	5	11:31:21.212	1:04.722	+0.630	22.677	19.062	22.983
4	11:30:12.616	1:04.731	+0.468	22.726	19.125	22.880	6	11:32:25.772	1:04.560	+0.468	22.553	18.978	23.029
5	11:31:17.407	1:04.791	+0.528	22.813	19.041	22.937	7	11:33:30.197	1:04.425	+0.333	22.485	18.969	22.971
6	11:32:21.823	1:04.416	+0.153	22.467	19.025	22.924	8	11:34:34.289	1:04.092		22.246	18.927	22.919
7	11:33:26.086	1:04.263		22.387	18.999	22.877	9	11:35:40.513	1:06.224	+2.132	23.277	19.351	23.596
8	11:34:30.471	1:04.385	+0.122	22.479	19.021	22.905	10	11:36:46.367	1:05.854	+1.762	23.201	19.369	23.284
9	11:35:35.783	1:05.312	+1.049	22.859	19.231	23.222	(42) Berkay BESLER						
10	11:36:41.269	1:05.486	+1.223	23.106	19.433	22.947	1	11:26:59.125	1:09.541	+5.175	25.955	19.914	23.672
(53) Guan Yu ZHOU													
1	11:26:55.885	1:06.570	+2.030	23.757	19.495	23.318	2	11:28:05.388	1:06.263	+1.897	23.591	19.470	23.202
2	11:28:01.504	1:05.619	+1.079	22.931	19.389	23.299	3	11:29:10.352	1:04.964	+0.598	22.778	19.214	22.972
3	11:29:06.830	1:05.326	+0.786	22.725	19.387	23.214	4	11:30:15.007	1:04.655	+0.289	22.627	19.110	22.918
4	11:30:12.066	1:05.236	+0.696	22.716	19.385	23.135	5	11:31:19.988	1:04.981	+0.615	22.880	19.157	22.944
5	11:31:17.852	1:05.786	+1.246	23.494	19.261	23.031	6	11:32:25.598	1:05.610	+1.244	23.262	19.226	23.122
6	11:32:22.640	1:04.788	+0.248	22.534	19.220	23.034	7	11:33:30.958	1:05.360	+0.994	23.115	19.159	23.086
7	11:33:27.222	1:04.582	+0.042	22.386	19.130	23.066	8	11:34:35.324	1:04.366		22.499	18.994	22.873
8	11:34:31.762	1:04.540		22.440	19.102	22.998	9	11:35:40.596	1:05.272	+0.906	22.612	19.115	23.545
9	11:35:36.540	1:04.778	+0.238	22.505	19.210	23.063	10	11:36:46.497	1:05.901	+1.535	23.306	19.322	23.273
10	11:36:41.415	1:04.875	+0.335	22.503	19.406	22.966	(89) Joseph BURTON-HARRIS						
(40) Jan JONCK													
1	11:26:56.312	1:07.061	+2.491	24.206	19.505	23.350	1	11:27:00.261	1:09.985	+5.323	26.674	19.610	23.701
2	11:28:02.007	1:05.695	+1.125	23.065	19.399	23.231	2	11:28:07.671	1:07.410	+2.748	23.347	19.954	24.109
3	11:29:08.356	1:06.349	+1.779	23.467	19.565	23.317	3	11:29:13.041	1:05.370	+0.708	22.854	19.255	23.261
4	11:30:13.654	1:05.298	+0.728	22.891	19.323	23.084	4	11:30:18.061	1:05.020	+0.358	22.802	19.214	23.004
5	11:31:18.521	1:04.867	+0.297	22.663	19.208	22.996	5	11:31:23.183	1:05.122	+0.460	22.851	19.173	23.098
6	11:32:23.146	1:04.625	+0.055	22.451	19.188	22.986	6	11:32:27.925	1:04.742	+0.080	22.586	19.142	23.014
7	11:33:27.835	1:04.689	+0.119	22.449	19.111	23.129	7	11:33:32.587	1:04.662		22.502	19.056	23.104
8	11:34:32.409	1:04.574	+0.004	22.482	19.045	23.047	8	11:34:38.513	1:05.926	+1.264	23.537	19.276	23.113
9	11:35:36.979	1:04.570		22.501	19.085	22.984	9	11:35:43.623	1:05.110	+0.448	22.799	19.087	23.224
10	11:36:41.916	1:04.937	+0.367	22.538	19.279	23.120	10	11:36:48.973	1:05.350	+0.688	22.904	19.254	23.192
(77) Fazio FRANSSEN													
1	11:26:58.542	1:08.827	+4.434	25.334	19.968	23.525	(106) Jack WEPRIN						
2	11:28:03.762	1:05.220	+0.827	22.810	19.310	23.100	1	11:26:58.748	1:09.318	+4.462	24.489	21.118	23.711
3	11:29:08.845	1:05.083	+0.690	22.621	19.320	23.142	2	11:28:04.436	1:05.688	+0.832	23.040	19.360	23.288
4	11:30:14.093	1:05.248	+0.855	22.758	19.290	23.200	3	11:29:09.686	1:05.250	+0.394	22.778	19.323	23.149
(40) Jan JONCK													
1	11:26:56.312	1:07.061	+2.491	24.206	19.505	23.350	4	11:30:14.542	1:04.856		22.684	19.178	22.994
2	11:28:02.007	1:05.695	+1.125	23.065	19.399	23.231	5	11:31:19.865	1:05.323	+0.467	23.151	19.169	23.003
3	11:29:08.356	1:06.349	+1.779	23.467	19.565	23.317	6	11:32:25.919	1:06.054	+1.198	23.240	19.515	23.299
4	11:30:13.654	1:05.298	+0.728	22.891	19.323	23.084	7	11:33:32.163	1:06.244	+1.388	22.943	19.985	23.316
5	11:31:18.521	1:04.867	+0.297	22.663	19.208	22.996	8	11:34:38.640	1:06.477	+1.621	23.893	19.504	23.080
6	11:32:23.146	1:04.625	+0.055	22.451	19.188	22.986	9	11:35:43.743	1:05.103	+0.247	22.813	19.123	23.167
7	11:33:27.835	1:04.689	+0.119	22.449	19.111	23.129	10	11:36:49.112	1:05.369	+0.513	22.924	19.223	23.222
8	11:34:32.409	1:04.574	+0.004	22.482	19.045	23.047							
9	11:35:36.979	1:04.570		22.501	19.085	22.984							
10	11:36:41.916	1:04.937	+0.367	22.538	19.279	23.120							

Rotax Euro Challenge 2012 Salbris

Salbris 1,495 Km

Rotax Juniors

Pre-Final

16.09.2012 11:20

Race (10 Laps) started at 11:25:49

Lap	Time of Day	Lap Tm	Diff	S1 Tm	S2 Tm	S3 Tm	Lap	Time of Day	Lap Tm	Diff	S1 Tm	S2 Tm	S3 Tm
(50) Lennert VAN BOGAERT													
1	11:26:59.344	1:09.692	+5.159	26.278	19.877	23.537	5	11:31:25.992	1:05.044	+0.342	22.673	19.197	23.174
2	11:28:07.329	1:07.985	+3.452	23.838	20.185	23.962	6	11:32:30.866	1:04.874	+0.172	22.611	19.178	23.085
3	11:29:12.384	1:05.055	+0.522	22.802	19.188	23.065	7	11:33:35.740	1:04.874	+0.172	22.567	19.152	23.155
4	11:30:17.113	1:04.729	+0.196	22.619	19.101	23.009	8	11:34:41.061	1:05.321	+0.619	22.839	19.343	23.139
5	11:31:21.873	1:04.760	+0.227	22.686	19.083	22.991	9	11:35:45.763	1:04.702		22.542	19.087	23.073
6	11:32:26.406	1:04.533		22.488	19.058	22.987	10	11:36:50.931	1:05.168	+0.466	22.575	19.291	23.302
7	11:33:32.273	1:05.867	+1.334	22.722	19.840	23.305	(104) Sena SAKAGUCHI						
8	11:34:39.166	1:06.893	+2.360	24.677	19.249	22.967	1	11:27:00.647	1:10.740	+6.048	27.664	19.609	23.467
9	11:35:43.855	1:04.689	+0.156	22.529	19.028	23.132	2	11:28:08.841	1:08.194	+3.502	23.398	21.077	23.719
10	11:36:49.223	1:05.368	+0.835	22.994	19.280	23.094	3	11:29:15.418	1:06.577	+1.885	23.944	19.353	23.280
(9) Janneau ESMEIJER													
1	11:27:00.380	1:10.518	+5.931	26.496	19.935	24.087	4	11:30:20.436	1:05.018	+0.326	22.756	19.153	23.109
2	11:28:07.984	1:07.604	+3.017	23.397	19.628	24.579	5	11:31:25.436	1:05.000	+0.308	22.712	19.222	23.066
3	11:29:13.656	1:05.672	+1.085	23.118	19.339	23.215	6	11:32:30.237	1:04.801	+0.109	22.575	19.209	23.017
4	11:30:18.684	1:05.028	+0.441	22.690	19.221	23.117	7	11:33:34.929	1:04.692		22.539	19.158	22.995
5	11:31:23.564	1:04.880	+0.293	22.597	19.275	23.008	8	11:34:41.634	1:06.705	+2.013	23.411	20.036	23.258
6	11:32:28.896	1:05.332	+0.745	22.675	19.591	23.066	9	11:35:46.450	1:04.816	+0.124	22.690	19.037	23.089
7	11:33:33.483	1:04.587		22.488	19.114	22.985	10	11:36:51.280	1:04.830	+0.138	22.557	19.132	23.141
8	11:34:39.525	1:06.042	+1.455	23.541	19.472	23.029	(61) Josh WHITE						
9	11:35:44.318	1:04.793	+0.206	22.539	19.203	23.051	1	11:27:03.793	1:13.044	+8.571	29.104	20.332	23.608
10	11:36:49.542	1:05.224	+0.637	22.638	19.548	23.038	2	11:28:10.399	1:06.606	+2.133	23.308	19.548	23.750
(98) Sam SCHIPPERS													
1	11:26:59.276	1:09.476	+4.813	25.922	19.901	23.653	3	11:29:17.124	1:06.725	+2.252	23.726	19.773	23.226
2	11:28:07.832	1:08.556	+3.893	23.657	20.393	24.506	4	11:30:22.108	1:04.984	+0.511	22.738	19.204	23.042
3	11:29:14.459	1:06.627	+1.964	23.669	19.673	23.285	5	11:31:27.468	1:05.360	+0.887	22.971	19.279	23.110
4	11:30:19.581	1:05.122	+0.459	22.693	19.281	23.148	6	11:32:32.331	1:04.863	+0.390	22.721	19.098	23.044
5	11:31:24.507	1:04.926	+0.263	22.693	19.178	23.055	7	11:33:37.128	1:04.797	+0.324	22.541	19.101	23.155
6	11:32:29.890	1:05.383	+0.720	23.093	19.251	23.039	8	11:34:42.339	1:05.211	+0.738	22.560	19.555	23.096
7	11:33:34.553	1:04.663		22.524	19.133	23.006	9	11:35:46.950	1:04.611	+0.138	22.462	19.006	23.143
8	11:34:40.249	1:05.696	+1.033	23.240	19.421	23.035	10	11:36:51.423	1:04.473		22.357	19.095	23.021
9	11:35:45.038	1:04.789	+0.126	22.676	19.141	22.972	(19) Tobias HOLM						
10	11:36:50.429	1:05.391	+0.728	22.638	19.507	23.246	1	11:26:59.869	1:10.043	+5.614	26.375	20.012	23.656
(17) Ralf ARON													
1	11:26:58.954	1:09.507	+4.690	25.987	19.815	23.705	2	11:28:08.689	1:08.820	+4.391	23.713	21.408	23.699
2	11:28:05.720	1:06.766	+1.949	23.659	19.683	23.424	3	11:29:14.257	1:05.568	+1.139	22.896	19.465	23.207
3	11:29:11.307	1:05.587	+0.770	22.914	19.355	23.318	4	11:30:18.847	1:04.590	+0.161	22.419	19.122	23.049
4	11:30:16.934	1:05.627	+0.810	23.262	19.219	23.146	5	11:31:23.745	1:04.898	+0.469	22.619	19.204	23.075
5	11:31:22.318	1:05.384	+0.567	22.999	19.209	23.176	6	11:32:28.715	1:04.970	+0.541	22.693	19.220	23.057
6	11:32:27.358	1:05.040	+0.223	22.712	19.204	23.124	7	11:33:33.144	1:04.429		22.305	19.076	23.048
7	11:33:32.398	1:05.040	+0.223	22.632	19.214	23.194	8	11:34:42.526	1:09.382	+4.953	25.058	20.916	23.408
8	11:34:40.510	1:08.112	+3.295	25.534	19.455	23.123	9	11:35:47.162	1:04.636	+0.207	22.427	19.154	23.055
9	11:35:45.327	1:04.817		22.680	19.118	23.019	10	11:36:51.629	1:04.467	+0.038	22.366	19.091	23.010
10	11:36:50.664	1:05.337	+0.520	22.587	19.395	23.355	(99) Philip HAMPRECHT						
(70) Max TIMMERMANS													
1	11:27:01.078	1:11.030	+6.415	27.983	19.651	23.396	1	11:27:02.407	1:11.363	+6.262	27.915	19.989	23.459
2	11:28:09.131	1:08.053	+3.438	23.308	20.970	23.775	2	11:28:09.712	1:07.305	+2.204	23.384	19.962	23.959
3	11:29:14.655	1:05.524	+0.909	23.017	19.342	23.165	3	11:29:15.902	1:06.190	+1.089	23.315	19.601	23.274
4	11:30:19.744	1:05.089	+0.474	22.756	19.169	23.164	4	11:30:21.374	1:05.472	+0.371	22.902	19.300	23.270
5	11:31:24.617	1:04.873	+0.258	22.690	19.176	23.007	5	11:31:26.638	1:05.264	+0.163	22.798	19.246	23.220
6	11:32:29.603	1:04.986	+0.371	22.864	19.112	23.010	6	11:32:31.794	1:05.156	+0.055	22.761	19.229	23.166
7	11:33:34.218	1:04.615		22.594	19.080	22.941	7	11:33:37.671	1:05.877	+0.776	23.482	19.189	23.206
8	11:34:39.729	1:05.511	+0.896	23.020	19.380	23.111	8	11:34:42.952	1:05.281	+0.180	22.799	19.266	23.216
9	11:35:44.542	1:04.813	+0.198	22.797	19.015	23.001	9	11:35:48.053	1:05.101		22.689	19.255	23.157
10	11:36:50.726	1:06.184	+1.569	22.599	20.359	23.226	10	11:36:53.737	1:05.684	+0.583	23.056	19.336	23.292
(91) Nicklas OSCARSSON													
1	11:27:01.384	1:11.266	+6.564	28.160	19.631	23.475	(87) Tom MEIJER						
2	11:28:09.031	1:07.647	+2.945	23.095	20.734	23.818	1	11:27:02.571	1:12.149	+7.419	28.742	19.921	23.486
3	11:29:15.690	1:06.659	+1.957	23.816	19.604	23.239	2	11:28:10.495	1:07.924	+3.194	24.249	19.461	24.214
4	11:30:20.948	1:05.258	+0.556	22.799	19.293	23.166	3	11:29:17.608	1:07.113	+2.383	23.816	19.940	23.357
(104) Sena SAKAGUCHI													
1	11:27:00.647	1:10.740	+6.048	27.664	19.609	23.467	4	11:30:20.436	1:05.018	+0.326	22.756	19.153	23.109
2	11:28:08.841	1:08.194	+3.502	23.398	21.077	23.719	5	11:31:25.436	1:05.000	+0.308	22.712	19.222	23.066
3	11:29:15.418	1:06.577	+1.885	23.944	19.353	23.280	6	11:32:30.237	1:04.801	+0.109	22.575	19.209	23.017
4	11:30:20.436	1:05.018	+0.326	22.756	19.153	23.109	7	11:33:34.929	1:04.692		22.539	19.158	22.995
5	11:31:25.436	1:05.000	+0.308	22.712	19.222	23.066	8	11:34:41.634	1:06.705	+2.013	23.411	20.036	23.258
6	11:32:30.237	1:04.801	+0.109	22.575	19.209	23.017	9	11:35:46.450	1:04.816	+0.124	22.690	19.037	23.089
7	11:33:34.929	1:04.692		22.539	19.158	22.995	10	11:36:51.280	1:04.830	+0.138	22.557	19.132	23.141
8	11:34:41.634	1:06.705	+2.013	23.411	20.036	23.258	(61) Josh WHITE						
9	11:35:46.450	1:04.816	+0.124	22.690	19.037	23.089	1	11:27:03.793	1:13.044	+8.571	29.104	20.332	23.608
10	11:36:51.280	1:04.830	+0.138	22.557	19.132	23.141	2	11:28:10.399	1:06.606	+2.133	23.308	19.548	23.750
(61) Josh WHITE													
1	11:27:03.793	1:13.044	+8.571	29.104	20.332	23.608	3	11:29:17.124	1:06.725	+2.252	23.726	19.773	23.226
2	11:28:10.399	1:06.606	+2.133	23.308	19.548	23.750	4	11:30:22.108	1:04.984	+0.511	22.738	19.204	23.042
3	11:29:17.124	1:06.725	+2.252	23.726	19.773	23.226	5	11:31:27.468	1:05.360	+0.887	22.971	19.279	23.110
4	11:30:22.108	1:04.984	+0.511	22.738	19.204	23.042	6	11:32:32.331	1:04.863	+0.390	22.721	19.098	23.044
5	11:31:27.468	1:05.360	+0.887	22.971	19.279	23.110	7	11:33:37.128	1:04.797	+0.324	22.541	19.101	23.155
6	11:32:32.331	1:04.863	+0.390	22.721	19.098	23.044	8	11:34:42.339	1:05.211	+0.738	22.560	19.555	23.096
7	11:33:37.128	1:04.797	+0.324	22.541	19.101	23.155	9	11:35:46.950	1:04.611	+0.138	22.462	19.006	23.143
8	11:34:42.339	1:05.211	+0.738	22.560	19.555	23.096	10	11:36:51.423	1:04.473		22.357	19.095	23.021
9	11:35:46.950	1:04.611	+0.138	22.462	19.006	23.143	(19) Tobias HOLM						

Rotax Euro Challenge 2012 Salbris

Rotax Juniors Salbris 1,495 Km

Pre-Final 16.09.2012 11:20

Race (10 Laps) started at 11:25:49

Lap	Time of Day	Lap Tm	Diff	S1 Tm	S2 Tm	S3 Tm
(36) Henrique BAPTISTA						
1	11:27:01.970	1:11.683	+6.495	28.385	19.874	23.424
2	11:28:09.287	1:07.317	+2.129	23.181	20.296	23.840
3	11:29:16.215	1:06.928	+1.740	24.226	19.521	23.181
4	11:30:21.749	1:05.534	+0.346	22.948	19.416	23.170
5	11:31:27.162	1:05.413	+0.225	22.984	19.248	23.181
6	11:32:32.674	1:05.512	+0.324	23.214	19.224	23.074
7	11:33:37.862	1:05.188		22.812	19.271	23.105
8	11:34:43.173	1:05.311	+0.123	22.842	19.259	23.210
9	11:35:48.556	1:05.383	+0.195	23.143	19.222	23.018
10	11:36:54.469	1:05.913	+0.725	23.188	19.488	23.237

(68) Vince HERCSIK						
1	11:27:02.723	1:12.227	+7.351	28.894	19.920	23.413
2	11:28:10.274	1:07.551	+2.675	23.311	19.839	24.401
3	11:29:16.583	1:06.309	+1.433	23.628	19.428	23.253
4	11:30:21.944	1:05.361	+0.485	22.892	19.297	23.172
5	11:31:27.985	1:06.041	+1.165	23.344	19.581	23.116
6	11:32:33.327	1:05.342	+0.466	22.954	19.310	23.078
7	11:33:39.345	1:06.018	+1.142	23.654	19.297	23.067
8	11:34:44.318	1:04.973	+0.097	22.673	19.231	23.069
9	11:35:49.194	1:04.876		22.705	19.111	23.060
10	11:36:54.606	1:05.412	+0.536	22.717	19.516	23.179

(45) Sven VAN DER SLIK						
1	11:27:01.795	1:11.589	+6.388	28.353	19.754	23.482
2	11:28:09.983	1:08.188	+2.987	23.789	20.081	24.318
3	11:29:16.064	1:06.081	+0.880	23.259	19.553	23.269
4	11:30:21.575	1:05.511	+0.310	22.964	19.390	23.157
5	11:31:27.876	1:06.301	+1.100	23.378	19.743	23.180
6	11:32:33.915	1:06.039	+0.838	23.414	19.450	23.175
7	11:33:39.687	1:05.772	+0.571	23.172	19.441	23.159
8	11:34:45.096	1:05.409	+0.208	22.857	19.353	23.199
9	11:35:50.297	1:05.201		22.789	19.249	23.163
10	11:36:55.632	1:05.335	+0.134	22.848	19.337	23.150

(56) Thomas SALVA						
1	11:27:03.975	1:13.426	+8.526	29.623	20.160	23.643
2	11:28:10.879	1:06.904	+2.004	23.433	19.779	23.692
3	11:29:18.398	1:07.519	+2.619	23.799	20.361	23.359
4	11:30:24.752	1:06.354	+1.454	23.119	19.908	23.327
5	11:31:29.913	1:05.161	+0.261	22.797	19.229	23.135
6	11:32:34.930	1:05.017	+0.117	22.687	19.193	23.137
7	11:33:40.015	1:05.085	+0.185	22.759	19.211	23.115
8	11:34:45.878	1:05.863	+0.963	22.759	19.901	23.203
9	11:35:50.930	1:05.052	+0.152	22.737	19.199	23.116
10	11:36:55.830	1:04.900		22.620	19.222	23.058

(64) Momo OKUDA						
1	11:27:04.392	1:13.724	+8.748	29.623	20.136	23.965
2	11:28:11.110	1:06.718	+1.742	23.194	19.758	23.766
3	11:29:17.986	1:06.876	+1.900	23.704	19.755	23.417
4	11:30:24.987	1:07.001	+2.025	23.148	20.493	23.360
5	11:31:30.173	1:05.186	+0.210	22.721	19.275	23.190
6	11:32:35.218	1:05.045	+0.069	22.535	19.355	23.155
7	11:33:40.249	1:05.031	+0.055	22.630	19.192	23.209
8	11:34:46.163	1:05.914	+0.938	22.781	19.781	23.352
9	11:35:51.364	1:05.201	+0.225	22.929	19.223	23.049
10	11:36:56.340	1:04.976		22.478	19.332	23.166

(65) Emilien CARDE						
1	11:27:03.679	1:12.503	+7.189	28.842	20.138	23.523
2	11:28:10.985	1:07.306	+1.992	23.507	19.787	24.012
3	11:29:17.507	1:06.522	+1.208	23.534	19.619	23.369
4	11:30:23.611	1:06.104	+0.790	23.390	19.305	23.409

5	11:31:29.199	1:05.588	+0.274	22.840	19.346	23.402
6	11:32:34.627	1:05.428	+0.114	22.805	19.296	23.327
7	11:33:40.157	1:05.530	+0.216	22.854	19.310	23.366
8	11:34:46.122	1:05.965	+0.651	22.755	19.535	23.675
9	11:35:51.914	1:05.792	+0.478	23.212	19.328	23.252
10	11:36:57.228	1:05.314		22.669	19.277	23.368

(29) Teodor MORIN						
1	11:27:02.110	1:11.262	+6.770	27.996	19.882	23.384
2	11:28:09.396	1:07.286	+2.794	23.118	20.327	23.841
3	11:29:18.160	1:08.764	+4.272	24.574	20.888	23.302
4	11:30:27.224	1:09.064	+4.572	23.044	22.765	23.255
5	11:31:32.137	1:04.913	+0.421	22.596	19.222	23.095
6	11:32:36.927	1:04.790	+0.298	22.484	19.212	23.094
7	11:33:41.419	1:04.492		22.339	19.146	23.007
8	11:34:46.403	1:04.984	+0.492	22.424	19.342	23.218
9	11:35:52.140	1:05.737	+1.245	23.183	19.201	23.353
10	11:36:57.295	1:05.155	+0.663	22.911	19.082	23.162

(16) Ryo HIROOKA						
1	11:27:02.974	1:12.031	+6.960	28.614	19.983	23.434
2	11:28:10.758	1:07.784	+2.713	23.304	19.782	24.698
3	11:29:19.181	1:08.423	+3.352	24.260	20.126	24.037
4	11:30:25.074	1:05.893	+0.822	22.947	19.664	23.282
5	11:31:30.473	1:05.399	+0.328	22.984	19.225	23.190
6	11:32:35.709	1:05.236	+0.165	22.830	19.176	23.230
7	11:33:40.780	1:05.071		22.819	19.163	23.089
8	11:34:46.289	1:05.509	+0.438	22.753	19.517	23.239
9	11:35:52.326	1:06.037	+0.966	23.688	19.303	23.046
10	11:36:57.793	1:05.467	+0.396	23.130	19.209	23.128

(105) Parker THOMPSON						
1	11:27:06.640	1:16.034	+10.853	32.652	19.790	23.592
2	11:28:12.885	1:06.245	+1.064	23.023	19.722	23.500
3	11:29:18.938	1:06.053	+0.872	22.848	19.633	23.572
4	11:30:24.844	1:27.906	+22.725	44.832	19.644	23.430
5	11:31:31.426	1:05.582	+0.401	22.795	19.348	23.439
6	11:32:37.953	1:05.527	+0.346	22.741	19.434	23.352
7	11:34:03.134	1:05.181		22.644	19.246	23.291
8	11:35:08.462	1:05.328	+0.147	22.593	19.387	23.348
9	11:36:13.688	1:05.226	+0.045	22.708	19.301	23.217
10	11:37:19.015	1:05.327	+0.146	22.617	19.331	23.379

(44) Ameer HASSAN						
1	11:27:04.266	1:13.394	+8.199	28.894	20.285	24.215
2	11:28:11.222	1:06.956	+1.761	23.619	19.643	23.694
3	11:29:18.796	1:07.574	+2.379	23.992	20.060	23.522
4	11:30:26.382	1:37.586	+32.391	54.566	19.553	23.467
5	11:32:02.068	1:05.686	+0.491	23.046	19.378	23.262
6	11:33:07.631	1:05.563	+0.368	22.859	19.415	23.289
7	11:34:13.130	1:05.499	+0.304	22.850	19.337	23.312
8	11:35:18.541	1:05.411	+0.216	22.831	19.316	23.264
9	11:36:23.996	1:05.455	+0.260	22.846	19.267	23.342
10	11:37:29.191	1:05.195		22.748	19.225	23.222

(52) Boris KOLFF						
1	11:28:16.305	2:25.109	+1:19.587	30.112	24.638	1:30.359
2	11:29:23.979	1:07.674	+2.152	24.464	19.697	23.513
3	11:30:29.926	1:05.947	+0.425	23.136	19.448	23.363
4	11:31:35.837	1:05.911	+0.389	23.095	19.464	23.352
5	11:32:41.471	1:05.634	+0.112	22.843	19.424	23.367
6	11:33:47.320	1:05.849	+0.327	22.964	19.515	23.370
7	11:34:53.269	1:05.949	+0.427	23.074	19.523	23.352
8	11:35:58.973	1:05.704	+0.182	23.036	19.326	23.342
9	11:37:04.495	1:05.522		22.959	19.270	23.293



Rotax Euro Challenge 2012 Salbris

Rotax Juniors

Salbris 1,495 Km

Pre-Final

16.09.2012 11:20

Race (10 Laps) started at 11:25:49

Lap	Time of Day	Lap Tm	Diff	S1 Tm	S2 Tm	S3 Tm	Lap	Time of Day	Lap Tm	Diff	S1 Tm	S2 Tm	S3 Tm
<u>(25) Jack BARTHOLOMEW</u>													
1	11:27:00.857	1:10.893		27.882	19.548	23.463							

Timekeeping Ingrid and Meik Wagner:

Clerk of the course Nigel Edwards:

Steward (Chairman) Ian Watson:

Chief Scrutineer Paul Klaassen:

www.mylaps.com

Printed: 16.09.2012 11:39:36

posted at:

h

Licensed to: Motorsport Events

Rotax Euro Challenge 2012
 Class: Rotax Max Juniors
 Date/Time: 16.09.2012 14:00

Track: Salbris / France
 Heat: Final
 Laps: 13

Edition 1

Boris KOLFF	52	Laps 9 Tm. 11:15.281	17	Jack BARTHOLOMEV	25	Laps 13 Tm. 1:11.643
	33				34	
Parker THOMPSON	105	Laps 10 Tm. 11:29.801	16	Ameer HASSAN	44	Laps 10 Tm. 11:39.977
	31				32	
Teodor MORIN	29	Laps 10 Tm. 11:08.081	15	Ryo HIROOKA	16	Laps 10 Tm. 11:08.579
	29				30	
Momo OKUDA	64	Laps 10 Tm. 11:07.126	14	Emilien CARDE	65	Laps 10 Tm. 11:08.014
	27				28	
Sven VAN DER SLIK	45	Laps 10 Tm. 11:06.418	13	Thomas SALVA	56	Laps 10 Tm. 11:06.616
	25				26	
Henrique BAPTISTA	36	Laps 10 Tm. 11:05.255	12	Vince HERCSIK	68	Laps 10 Tm. 11:05.392
	23				24	
Philip HAMPRECHT	99	Laps 10 Tm. 11:04.523	11	Tom MEIJER	87	Laps 10 Tm. 11:04.597
	21				22	
Josh WHITE	61	Laps 10 Tm. 11:02.209	10	Tobias HOLM	19	Laps 10 Tm. 11:02.415
	19				20	
Nicklas OSCARSSON	91	Laps 10 Tm. 11:01.717	9	Sena SAKAGUCHI	104	Laps 10 Tm. 11:02.066
	17				18	
Ralf ARON	17	Laps 10 Tm. 11:01.450	8	Max TIMMERMANS	70	Laps 10 Tm. 11:01.512
	15				16	
Janneau ESMIJER	9	Laps 10 Tm. 11:00.328	7	Sam SCHIPPERS	98	Laps 10 Tm. 11:01.215
	13				14	
Jack WEPRIN	106	Laps 10 Tm. 10:59.898	6	Lennert VAN BOGAERT	50	Laps 10 Tm. 11:00.009
	11				12	
Berkay BESLER	42	Laps 10 Tm. 10:57.283	5	Joseph BURTON-HARRI	89	Laps 10 Tm. 10:59.759
	9				10	
Thomas PREINING	18	Laps 10 Tm. 10:57.011	4	Kaan ONDER	7	Laps 10 Tm. 10:57.153
	7				8	
Jan JONCK	40	Laps 10 Tm. 10:52.702	3	Fazio FRANSSEN	77	Laps 10 Tm. 10:52.793
	5				6	
Ryan ANDERTON	69	Laps 10 Tm. 10:52.055	2	Guan Yu ZHOU	53	Laps 10 Tm. 10:52.201
	3				4	
Harry WEBB	35	Laps 10 Tm. 10:48.540	1	Max AITKEN	49	Laps 10 Tm. 10:51.887
	1				2	

Pole Position

Clerk of the course Nigel Edwards:
 Stewards (Chairman) Ian Watson:

Scrutineer Paul Klaassen:
 Timekeeping Ingrid/Meik Wagner:



Rotax Euro Challenge 2012 Salbris

Rotax Juniors

Salbris 1,495 Km

Final

16.09.2012 14:00

Race (13 Laps) started at 14:18:20

Pos	No.	Name	Nat.	Chassis	Race Team	Laps	Total Tm	Diff	Best Tm	In Lap	km/h	Points
1	53	Guan Yu ZHOU	GBR	Tonykart	Strawberry Racing	13	13:58.438		1:04.057	8	84,019	55
2	35	Harry WEBB	GBR	Tonykart	Strawberry Racing	13	13:58.662	0.224	1:03.982	9	84,117	52
3	9	Janneau ESMEIJER	NED	Intrepid	Team TKP	13	14:05.664	7.226	1:03.956	9	84,152	50
4	69	Ryan ANDERTON	GBR	Tonykart	Coles Racing	13	14:06.363	7.925	1:04.384	8	83,592	49
5	77	Fazio FRANSSEN	NED	Formula K	Formula K Europe	13	14:06.575	8.137	1:04.522	9	83,413	48
6	98	Sam SCHIPPERS	NED	Intrepid	Team TKP	13	14:08.353	9.915	1:04.420	13	83,545	47
7	7	Kaan ONDER	TUR	Alonso	Borusan Otomotiv M/Sport	13	14:08.906	10.468	1:04.202	13	83,829	46
8	61	Josh WHITE	GBR	Tonykart	RL Racing Dept Ltd	13	14:11.378	12.940	1:04.426	12	83,538	45
9	17	Ralf ARON	EST	Tonykart	Aix Racing	13	14:11.559	13.121	1:04.349	8	83,638	44
10	91	Nicklas OSCARSSON	SWE	Kosmic	Paul Carr Racing	13	14:12.750	14.312	1:04.416	8	83,551	43
11	89	Joseph BURTON-HARRIS	AUS	Tonykart	R360 Ben George	13	14:13.389	14.951	1:04.029	9	84,056	42
12	50	Lennert VAN BOGAERT	BEL	Sodikart	Bouvin Power	13	14:13.512	15.074	1:04.320	9	83,675	41
13	36	Henrique BAPTISTA	POR	Kosmic	Paul Carr Racing	13	14:13.731	15.293	1:04.469	5	83,482	40
14	42	Berkay BESLER	TUR	Tonykart	DNR Racing/Bouvin Power	13	14:13.949	15.511	1:04.528	8	83,406	39
15	87	Tom MEIJER	NED	Formula K	Formula K Europe	13	14:14.175	15.737	1:04.520	10	83,416	38
16	105	Parker THOMPSON	CAN	Birel	Kalman Motorsport	13	14:16.687	18.249	1:04.289	7	83,716	37
17	56	Thomas SALVA	CZE	MS Kart	MS Kart Racing Team	13	14:17.363	18.925	1:04.458	11	83,496	36
18	104	Sena SAKAGUCHI	JPN	Formula K	Formula K Europe	13	14:18.029	19.591	1:04.236	7	83,785	35
19	25	Jack BARTHOLOMEW	GBR	Zanardi	Coles Racing	13	14:18.250	19.812	1:04.306	6	83,694	34
20	18	Thomas PREINING	AUT	Formula K	Protrain Racing	13	14:19.335	20.897	1:04.209	8	83,820	33
21	64	Momo OKUDA	JPN	Formula K	Formula K Europe	13	14:19.585	21.147	1:04.997	11	82,804	32
22	70	Max TIMMERMANS	BEL	Formula K	Formula K Europe	13	14:19.767	21.329	1:04.893	9	82,937	31
23	19	Tobias HOLM	DEN	Kosmic	Star Karting	13	14:19.855	21.417	1:04.680	10	83,210	30
24	44	Ameer HASSAN	LIB	Intrepid	Team TKP	13	14:20.786	22.348	1:04.854	7	82,986	29
25	45	Sven VAN DER SLIK	NED	Intrepid	Team TKP	13	14:21.016	22.578	1:04.771	10	83,093	28
26	16	Ryo HIROOKA	JPN	Formula K	Formula K Europe	13	14:21.130	22.692	1:04.414	9	83,553	27
27	52	Boris KOLFF	NED	Intrepid	Team TKP	13	14:24.105	25.667	1:04.965	13	82,845	26
28	65	Emilien CARDE	FRA	Sodikart	Matec Competition	13	14:27.021	28.583	1:05.441	10	82,242	25
29	106	Jack WEPRIN	USA	Alonso	Dan Holland Racing	13	14:27.160	28.722	1:04.724	12	83,153	24
30	68	Vince HERCSIK	HUN	Birel	Kalman Motorsport	13	14:30.870	32.432	1:04.445	6	83,513	23
31	40	Jan JONCK	DEN	Tonykart	RS Competition	10	10:50.682	3 Laps	1:04.179	8	83,859	22
32	99	Philip HAMPRECHT	GER	LH Kart	Matis Motorsport	8	8:56.463	5 Laps	1:04.891	6	82,939	21
33	29	Teodor MORIN	SWE	Kosmic	Soda Kart	2	2:17.873	11 Laps	1:06.228	2	81,265	20
34	49	Max AITKEN	GBR	Formula K	Protrain Racing		0.004	13 Laps		0	-	19

Announcements

These results are provisional until the conclusion of any judicial and technical matters

No. 89 warning board

Started: 34 Classified: 34 Not classified: 0

Margin of Victory	Ø km/h	Best Lap Tm	km/h	Best Lap by
0.224	83,448	1:03.956	84,152	9 - Janneau ESMEIJER

Official Timing www.camp-company.de / www.motorsport-events.se

Orbits

Timekeeping Ingrid and Meik Wagner:

Clerk of the course Nigel Edwards:

www.mylaps.com

Steward (Chairman) Ian Watson:

Chief Scrutineer Paul Klaassen:

Licensed to: Motorsport Events

Printed: 16.09.2012 14:33:35

posted at:

h



rgmmc.com



Rotax Euro Challenge 2012 Salbris

Rotax Juniors

Salbris 1,495 Km

Final

16.09.2012 14:00

Race (13 Laps) started at 14:18:20

Lap	Time of Day	Lap Tm	Diff	S1 Tm	S2 Tm	S3 Tm	Lap	Time of Day	Lap Tm	Diff	S1 Tm	S2 Tm	S3 Tm
(53) Guan Yu ZHOU							5	14:23:49.021	1:04.759	+0.237	22.552	19.109	23.098
1	14:19:26.472	1:06.362	+2.305	23.868	19.389	23.105	6	14:24:53.771	1:04.750	+0.228	22.601	19.105	23.044
2	14:20:31.461	1:04.989	+0.932	22.754	19.230	23.005	7	14:25:58.316	1:04.545	+0.023	22.525	19.058	22.962
3	14:21:35.972	1:04.511	+0.454	22.529	19.040	22.942	8	14:27:02.886	1:04.570	+0.048	22.626	19.002	23.006
4	14:22:40.444	1:04.472	+0.415	22.534	19.082	22.856	9	14:28:07.408	1:04.522		22.458	18.976	23.088
5	14:23:44.555	1:04.111	+0.054	22.360	18.992	22.759	10	14:29:12.320	1:04.912	+0.390	22.466	19.399	23.047
6	14:24:49.062	1:04.507	+0.450	22.592	19.094	22.821	11	14:30:16.904	1:04.584	+0.062	22.574	19.017	22.993
7	14:25:53.128	1:04.066	+0.009	22.319	18.952	22.795	12	14:31:21.712	1:04.808	+0.286	22.639	19.040	23.129
8	14:26:57.185	1:04.057		22.294	18.967	22.796	13	14:32:26.589	1:04.877	+0.355	22.600	19.076	23.201
9	14:28:01.256	1:04.071	+0.014	22.301	18.976	22.794	(98) Sam SCHIPPERS						
10	14:29:05.446	1:04.190	+0.133	22.293	18.911	22.986	1	14:19:30.052	1:09.540	+5.120	26.744	19.556	23.240
11	14:30:09.857	1:04.411	+0.354	22.437	18.906	23.068	2	14:20:35.576	1:05.524	+1.104	23.048	19.448	23.028
12	14:31:14.118	1:04.261	+0.204	22.381	18.989	22.891	3	14:21:41.579	1:06.003	+1.583	23.321	19.642	23.040
13	14:32:18.452	1:04.334	+0.277	22.430	18.937	22.967	4	14:22:46.209	1:04.630	+0.210	22.651	19.037	22.942
(35) Harry WEBB							5	14:23:50.950	1:04.741	+0.321	22.580	19.103	23.058
1	14:19:26.302	1:06.288	+2.306	23.713	19.326	23.249	6	14:24:56.338	1:05.388	+0.968	22.847	19.603	22.938
2	14:20:31.305	1:05.003	+1.021	22.660	19.168	23.175	7	14:26:01.066	1:04.728	+0.308	22.647	19.074	23.007
3	14:21:35.894	1:04.589	+0.607	22.476	18.995	23.118	8	14:27:05.656	1:04.590	+0.170	22.654	19.036	22.990
4	14:22:40.179	1:04.285	+0.303	22.311	19.004	22.970	9	14:28:10.195	1:04.539	+0.119	22.619	18.949	22.971
5	14:23:44.405	1:04.226	+0.244	22.316	18.970	22.940	10	14:29:14.637	1:04.442	+0.022	22.481	19.004	22.957
6	14:24:48.897	1:04.492	+0.510	22.631	18.974	22.887	11	14:30:19.377	1:04.740	+0.320	22.653	19.100	22.987
7	14:25:52.934	1:04.037	+0.055	22.199	18.956	22.882	12	14:31:23.947	1:04.570	+0.150	22.586	19.019	22.965
8	14:26:56.937	1:04.003	+0.021	22.241	18.865	22.897	13	14:32:28.367	1:04.420		22.485	19.004	22.931
9	14:28:00.919	1:03.982		22.151	18.892	22.939	(7) Kaan ONDER						
10	14:29:05.447	1:04.528	+0.546	22.131	19.045	23.352	1	14:19:28.992	1:08.723	+4.521	25.428	19.862	23.433
11	14:30:09.963	1:04.516	+0.534	22.549	18.976	22.991	2	14:20:34.932	1:05.940	+1.738	23.120	19.610	23.210
12	14:31:14.458	1:04.495	+0.513	22.432	18.998	23.065	3	14:21:42.101	1:07.169	+2.967	23.899	19.797	23.473
13	14:32:18.676	1:04.218	+0.236	22.351	18.887	22.980	4	14:22:46.827	1:04.726	+0.524	22.643	19.102	22.981
(9) Janneau ESMEIJER							5	14:23:51.242	1:04.415	+0.213	22.381	19.059	22.975
1	14:19:29.636	1:09.135	+5.179	25.940	19.526	23.669	6	14:24:57.019	1:05.777	+1.575	22.954	19.725	23.098
2	14:20:35.142	1:05.506	+1.550	23.292	19.206	23.008	7	14:26:01.948	1:04.929	+0.727	22.546	19.358	23.025
3	14:21:40.756	1:05.614	+1.658	23.218	19.418	22.978	8	14:27:06.311	1:04.363	+0.161	22.483	18.948	22.932
4	14:22:45.195	1:04.439	+0.483	22.534	19.045	22.860	9	14:28:11.250	1:04.939	+0.737	22.733	19.223	22.983
5	14:23:49.912	1:04.717	+0.761	22.413	19.147	23.157	10	14:29:15.845	1:04.595	+0.393	22.568	19.004	23.023
6	14:24:55.260	1:05.348	+1.392	23.354	19.093	22.901	11	14:30:20.290	1:04.445	+0.243	22.466	19.011	22.968
7	14:25:59.530	1:04.270	+0.314	22.408	19.030	22.832	12	14:31:24.718	1:04.428	+0.226	22.387	19.041	23.000
8	14:27:03.678	1:04.148	+0.192	22.413	18.915	22.820	13	14:32:28.920	1:04.202		22.343	18.899	22.960
9	14:28:07.634	1:03.956		22.244	18.916	22.796	(61) Josh WHITE						
10	14:29:11.928	1:04.294	+0.338	22.361	19.057	22.876	1	14:19:30.394	1:09.669	+5.243	26.802	19.493	23.374
11	14:30:16.188	1:04.260	+0.304	22.311	19.022	22.927	2	14:20:36.468	1:06.074	+1.648	22.983	19.639	23.452
12	14:31:21.148	1:04.960	+1.004	22.502	19.411	23.047	3	14:21:41.890	1:05.422	+0.996	22.744	19.492	23.186
13	14:32:25.678	1:04.530	+0.574	22.632	18.966	22.932	4	14:22:46.461	1:04.571	+0.145	22.495	19.134	22.942
(69) Ryan ANDERTON							5	14:23:51.080	1:04.619	+0.193	22.506	19.138	22.975
1	14:19:26.936	1:06.822	+2.438	24.215	19.412	23.195	6	14:24:56.802	1:05.722	+1.296	22.857	19.855	23.010
2	14:20:32.835	1:05.899	+1.515	23.245	19.528	23.126	7	14:26:02.606	1:05.804	+1.378	22.563	19.808	23.433
3	14:21:38.232	1:05.397	+1.013	23.136	19.221	23.040	8	14:27:07.070	1:04.464	+0.038	22.492	19.055	22.917
4	14:22:43.020	1:04.788	+0.404	22.708	19.155	22.925	9	14:28:11.818	1:04.748	+0.322	22.397	19.381	22.970
5	14:23:47.701	1:04.681	+0.297	22.635	19.120	22.926	10	14:29:16.542	1:04.724	+0.298	22.833	18.976	22.915
6	14:24:52.736	1:05.035	+0.651	22.987	19.146	22.902	11	14:30:21.435	1:04.893	+0.467	22.450	19.000	23.443
7	14:25:57.396	1:04.660	+0.276	22.642	19.101	22.917	12	14:31:25.861	1:04.426		22.432	19.046	22.948
8	14:27:01.780	1:04.384		22.518	18.969	22.897	13	14:32:31.392	1:05.531	+1.105	22.706	19.358	23.467
9	14:28:06.309	1:04.529	+0.145	22.563	19.106	22.860	(17) Ralf ARON						
10	14:29:10.773	1:04.464	+0.080	22.495	18.989	22.980	1	14:19:29.134	1:08.560	+4.211	25.393	19.722	23.445
11	14:30:16.009	1:05.236	+0.852	23.236	19.021	22.979	2	14:20:35.011	1:05.877	+1.528	23.224	19.443	23.210
12	14:31:21.234	1:05.225	+0.841	22.557	19.370	23.298	3	14:21:40.918	1:05.907	+1.558	23.295	19.578	23.034
13	14:32:26.377	1:05.143	+0.759	22.814	19.213	23.116	4	14:22:45.386	1:04.468	+0.119	22.651	18.930	22.887
(77) Fazio FRANSSSEN							5	14:23:50.126	1:04.740	+0.391	22.553	19.012	23.175
1	14:19:28.460	1:08.261	+3.739	25.057	19.775	23.429	6	14:24:57.332	1:07.206	+2.857	23.368	20.637	23.201
2	14:20:34.472	1:06.012	+1.490	23.331	19.484	23.197	7	14:26:02.200	1:04.868	+0.519	22.708	19.217	22.943
3	14:21:39.472	1:05.000	+0.478	22.794	19.115	23.091	8	14:27:06.549	1:04.349		22.420	18.959	22.970
4	14:22:44.262	1:04.790	+0.268	22.588	19.115	23.087	9	14:28:11.462	1:04.913	+0.564	22.596	19.200	23.117
							10	14:29:16.176	1:04.714	+0.365	22.739	18.981	22.994



Rotax Euro Challenge 2012 Salbris

Rotax Juniors

Salbris 1,495 Km

Final

16.09.2012 14:00

Race (13 Laps) started at 14:18:20

Lap	Time of Day	Lap Tm	Diff	S1 Tm	S2 Tm	S3 Tm	Lap	Time of Day	Lap Tm	Diff	S1 Tm	S2 Tm	S3 Tm
11	14:30:21.138	1:04.962	+0.613	22.500	19.166	23.296	2	14:20:34.726	1:06.189	+1.661	23.423	19.598	23.168
12	14:31:25.643	1:04.505	+0.156	22.498	19.010	22.997	3	14:21:39.843	1:05.117	+0.589	23.021	19.169	22.927
13	14:32:31.573	1:05.930	+1.581	22.829	19.351	23.750	4	14:22:44.716	1:04.873	+0.345	22.737	19.194	22.942
(91) Nicklas OSCARSSON							5	14:23:49.819	1:05.103	+0.575	22.631	19.287	23.185
1	14:19:32.422	1:11.774	+7.358	27.719	20.615	23.440	6	14:24:56.125	1:06.306	+1.778	23.588	19.679	23.039
2	14:20:38.014	1:05.592	+1.176	23.051	19.413	23.128	7	14:26:01.536	1:05.411	+0.883	23.121	19.332	22.958
3	14:21:43.049	1:05.035	+0.619	22.935	19.079	23.021	8	14:27:06.064	1:04.528		22.596	19.010	22.922
4	14:22:48.095	1:05.046	+0.630	22.755	19.235	23.056	9	14:28:11.614	1:05.550	+1.022	22.797	19.650	23.103
5	14:23:53.413	1:05.318	+0.902	22.883	19.340	23.095	10	14:29:17.150	1:05.536	+1.008	23.449	19.123	22.964
6	14:24:58.388	1:04.975	+0.559	22.901	19.099	22.975	11	14:30:23.604	1:06.454	+1.926	24.379	19.063	23.012
7	14:26:02.935	1:04.547	+0.131	22.532	19.045	22.970	12	14:31:28.959	1:05.355	+0.827	23.149	19.203	23.003
8	14:27:07.351	1:04.416		22.421	19.041	22.954	13	14:32:33.963	1:05.004	+0.476	22.783	19.233	22.988
9	14:28:12.148	1:04.797	+0.381	22.329	19.382	23.086	(87) Tom MEIJER						
10	14:29:17.503	1:05.355	+0.939	23.164	19.211	22.980	1	14:19:32.650	1:11.678	+7.158	27.786	20.412	23.480
11	14:30:22.582	1:05.079	+0.663	23.030	19.049	23.000	2	14:20:38.465	1:05.815	+1.295	23.137	19.421	23.257
12	14:31:27.553	1:04.971	+0.555	22.893	19.007	23.071	3	14:21:44.232	1:05.767	+1.247	23.301	19.254	23.212
13	14:32:32.764	1:05.211	+0.795	22.706	19.101	23.404	4	14:22:49.265	1:05.033	+0.513	22.943	19.115	22.975
(89) Joseph BURTON-HARRIS							5	14:23:54.199	1:04.934	+0.414	22.612	19.272	23.050
1	14:19:33.692	1:13.338	+9.309	29.548	20.528	23.262	6	14:24:59.685	1:05.486	+0.966	23.374	19.166	22.946
2	14:20:39.326	1:05.634	+1.605	23.402	19.106	23.126	7	14:26:04.265	1:04.580	+0.060	22.532	19.108	22.940
3	14:21:44.740	1:05.414	+1.385	22.871	19.470	23.073	8	14:27:09.140	1:04.875	+0.355	22.494	19.497	22.884
4	14:22:50.582	1:05.842	+1.813	22.675	19.257	23.910	9	14:28:13.710	1:04.570	+0.050	22.503	19.134	22.933
5	14:23:55.236	1:04.654	+0.625	22.501	19.058	23.095	10	14:29:18.230	1:04.520		22.505	19.061	22.954
6	14:25:00.135	1:04.899	+0.870	22.777	19.180	22.942	11	14:30:23.365	1:05.135	+0.615	23.057	19.107	22.971
7	14:26:04.631	1:04.496	+0.467	22.712	18.947	22.837	12	14:31:29.168	1:05.803	+1.283	23.240	19.591	22.972
8	14:27:08.780	1:04.149	+0.120	22.261	19.074	22.814	13	14:32:34.189	1:05.021	+0.501	22.746	19.231	23.044
9	14:28:12.809	1:04.029		22.316	18.950	22.763	(105) Parker THOMPSON						
10	14:29:17.696	1:04.887	+0.858	22.717	19.220	22.950	1	14:19:35.174	1:13.561	+9.272	27.354	22.208	23.999
11	14:30:23.046	1:05.350	+1.321	23.417	18.991	22.942	2	14:20:41.559	1:06.385	+2.096	23.823	19.352	23.210
12	14:31:27.778	1:04.732	+0.703	22.948	18.960	22.824	3	14:21:47.347	1:05.788	+1.499	22.896	19.650	23.242
13	14:32:33.403	1:05.625	+1.596	22.631	19.259	23.735	4	14:22:53.061	1:05.714	+1.425	23.307	19.327	23.080
(50) Lennert VAN BOGAERT							5	14:23:57.640	1:04.579	+0.290	22.454	19.091	23.034
1	14:19:31.969	1:11.524	+7.204	28.167	19.935	23.422	6	14:25:02.956	1:05.316	+1.027	23.035	19.321	22.960
2	14:20:37.670	1:05.701	+1.381	23.067	19.444	23.190	7	14:26:07.245	1:04.289		22.352	19.033	22.904
3	14:21:42.689	1:05.019	+0.699	22.818	19.139	23.062	8	14:27:12.367	1:05.122	+0.833	22.957	19.233	22.932
4	14:22:48.273	1:05.584	+1.264	22.817	19.731	23.036	9	14:28:17.190	1:04.823	+0.534	22.296	19.576	22.951
5	14:23:54.013	1:05.740	+1.420	23.051	19.575	23.114	10	14:29:22.287	1:05.097	+0.808	22.932	19.136	23.029
6	14:24:59.203	1:05.190	+0.870	23.197	19.062	22.931	11	14:30:26.762	1:04.475	+0.186	22.540	19.028	22.907
7	14:26:03.725	1:04.522	+0.202	22.558	19.007	22.957	12	14:31:32.153	1:05.391	+1.102	23.129	19.224	23.038
8	14:27:08.181	1:04.456	+0.136	22.580	18.978	22.898	13	14:32:36.701	1:04.548	+0.259	22.406	19.033	23.109
9	14:28:12.501	1:04.320		22.476	18.976	22.868	(56) Thomas SALVA						
10	14:29:17.870	1:05.369	+1.049	22.932	19.456	22.981	1	14:19:33.143	1:11.977	+7.519	28.076	20.510	23.391
11	14:30:23.214	1:05.344	+1.024	23.110	18.957	23.277	2	14:20:38.603	1:05.460	+1.002	23.114	19.247	23.099
12	14:31:28.162	1:04.948	+0.628	23.051	18.995	22.902	3	14:21:44.923	1:06.320	+1.862	23.535	19.699	23.086
13	14:32:33.526	1:05.364	+1.044	22.579	19.061	23.724	4	14:22:50.311	1:05.388	+0.930	22.694	19.255	23.439
(36) Henrique BAPTISTA							5	14:23:54.869	1:04.558	+0.100	22.598	19.096	22.864
1	14:19:30.647	1:09.752	+5.283	26.816	19.592	23.344	6	14:25:00.440	1:05.571	+1.113	23.470	19.174	22.927
2	14:20:36.706	1:06.059	+1.590	22.849	19.634	23.576	7	14:26:06.192	1:05.752	+1.294	23.333	19.096	23.323
3	14:21:42.317	1:05.611	+1.142	22.734	19.443	23.434	8	14:27:12.651	1:06.459	+2.001	24.127	19.338	22.994
4	14:22:47.022	1:04.705	+0.236	22.727	19.009	22.969	9	14:28:17.388	1:04.737	+0.279	22.485	19.281	22.971
5	14:23:51.491	1:04.469		22.445	19.058	22.966	10	14:29:22.042	1:04.654	+0.196	22.667	19.006	22.981
6	14:24:57.231	1:05.740	+1.271	22.863	19.709	23.168	11	14:30:26.500	1:04.458		22.655	18.931	22.872
7	14:26:02.350	1:05.119	+0.650	22.535	19.359	23.225	12	14:31:31.943	1:05.443	+0.985	23.305	19.090	23.048
8	14:27:06.821	1:04.471	+0.002	22.545	19.032	22.894	13	14:32:37.377	1:05.434	+0.976	23.321	19.120	22.993
9	14:28:11.963	1:05.142	+0.673	22.501	19.360	23.281	(104) Sena SAKAGUCHI						
10	14:29:17.352	1:05.389	+0.920	23.258	19.121	23.010	1	14:19:35.644	1:14.926	+10.690	31.208	20.047	23.671
11	14:30:22.448	1:05.096	+0.627	22.938	19.068	23.090	2	14:20:41.977	1:06.333	+2.097	23.884	19.281	23.168
12	14:31:28.716	1:06.268	+1.799	23.990	19.208	23.070	3	14:21:47.906	1:05.929	+1.693	23.626	19.243	23.060
13	14:32:33.745	1:05.029	+0.560	22.681	19.258	23.090	4	14:22:54.632	1:06.726	+2.490	23.455	20.101	23.170
(42) Berkay BESLER							5	14:24:00.129	1:05.497	+1.261	23.438	19.094	22.965
1	14:19:28.537	1:08.191	+3.663	25.033	19.845	23.313	6	14:25:04.515	1:04.386	+0.150	22.559	18.946	22.881
							7	14:26:08.751	1:04.236		22.432	18.922	22.882





Rotax Euro Challenge 2012 Salbris

Rotax Juniors

Salbris 1,495 Km

Final

16.09.2012 14:00

Race (13 Laps) started at 14:18:20

Lap	Time of Day	Lap Tm	Diff	S1 Tm	S2 Tm	S3 Tm
5	14:24:00.548	1:06.413	+1.448	24.013	19.349	23.051
6	14:25:05.576	1:05.028	+0.063	22.714	19.220	23.094
7	14:26:10.565	1:04.989	+0.024	22.649	19.161	23.179
8	14:27:16.814	1:06.249	+1.284	23.846	19.347	23.056
9	14:28:23.483	1:06.669	+1.704	23.597	19.777	23.295
10	14:29:29.011	1:05.528	+0.563	22.603	19.132	23.793
11	14:30:34.059	1:05.048	+0.083	22.661	19.236	23.151
12	14:31:39.154	1:05.095	+0.130	22.774	19.221	23.100
13	14:32:44.119	1:04.965		22.562	19.146	23.257

(65) Emilien CARDE

1	14:19:34.988	1:13.656	+8.215	29.666	20.385	23.605
2	14:20:41.162	1:06.174	+0.733	23.155	19.539	23.480
3	14:21:47.220	1:06.058	+0.617	22.927	19.733	23.398
4	14:22:54.055	1:06.835	+1.394	23.371	19.849	23.615
5	14:24:01.906	1:07.851	+2.410	24.581	19.766	23.504
6	14:25:07.614	1:05.708	+0.267	22.894	19.462	23.352
7	14:26:13.332	1:05.718	+0.277	22.937	19.447	23.334
8	14:27:18.985	1:05.653	+0.212	22.912	19.320	23.421
9	14:28:24.599	1:05.614	+0.173	22.880	19.302	23.432
10	14:29:30.040	1:05.441		22.770	19.323	23.348
11	14:30:35.650	1:05.610	+0.169	22.978	19.248	23.384
12	14:31:41.283	1:05.633	+0.192	22.909	19.288	23.436
13	14:32:47.035	1:05.752	+0.311	22.875	19.284	23.593

(106) Jack WEPRIN

1	14:19:29.499	1:09.070	+4.346	25.847	19.600	23.623
2	14:20:36.936	1:07.437	+2.713	23.351	20.031	24.055
3	14:21:42.387	1:05.451	+0.727	23.005	19.227	23.219
4	14:22:48.006	1:05.619	+0.895	23.203	19.192	23.224
5	14:23:53.934	1:05.928	+1.204	23.051	19.731	23.146
6	14:24:59.942	1:06.008	+1.284	23.887	19.167	22.954
7	14:26:05.256	1:05.314	+0.590	23.089	19.182	23.043
8	14:27:11.327	1:06.071	+1.347	23.797	19.218	23.056
9	14:28:16.151	1:04.824	+0.100	22.640	19.089	23.095
10	14:29:29.397	1:13.246	+8.522	22.643	24.229	26.374
11	14:30:37.354	1:07.957	+3.233	25.271	19.416	23.270
12	14:31:42.078	1:04.724		22.637	19.060	23.027
13	14:32:47.174	1:05.096	+0.372	22.559	19.047	23.490

(68) Vince HERCSIK

1	14:19:35.534	1:14.479	+10.034	30.255	20.378	23.846
2	14:20:41.720	1:06.186	+1.741	23.823	19.238	23.125
3	14:21:48.971	1:07.251	+2.806	23.776	20.444	23.031
4	14:22:54.849	1:05.878	+1.433	23.224	19.467	23.187
5	14:24:01.652	1:06.803	+2.358	24.198	19.474	23.131
6	14:25:06.097	1:04.445		22.506	19.034	22.905
7	14:26:10.964	1:04.867	+0.422	22.768	19.083	23.016
8	14:27:16.554	1:05.590	+1.145	23.303	19.262	23.025
9	14:28:28.852	1:12.298	+7.853	23.743	25.443	23.112
10	14:29:33.485	1:04.633	+0.188	22.558	19.056	23.019
11	14:30:41.271	1:07.786	+3.341	25.527	19.180	23.079
12	14:31:46.333	1:05.062	+0.617	22.826	19.182	23.054
13	14:32:50.884	1:04.551	+0.106	22.551	18.996	23.004

(40) Jan JONCK

1	14:19:27.206	1:07.020	+2.841	24.411	19.437	23.172
2	14:20:32.699	1:05.493	+1.314	22.905	19.357	23.231
3	14:21:37.354	1:04.655	+0.476	22.675	19.060	22.920
4	14:22:41.906	1:04.552	+0.373	22.534	19.076	22.942
5	14:23:46.595	1:04.689	+0.510	22.458	19.321	22.910
6	14:24:51.350	1:04.755	+0.576	22.844	19.077	22.834
7	14:25:55.663	1:04.313	+0.134	22.422	19.056	22.835
8	14:26:59.842	1:04.179		22.346	18.952	22.881
9	14:28:05.951	1:06.109	+1.930	24.213	19.071	22.825
10	14:29:10.696	1:04.745	+0.566	22.431	19.139	23.175

Lap	Time of Day	Lap Tm	Diff	S1 Tm	S2 Tm	S3 Tm
(99) Philip HAMPRECHT						
1	14:19:33.486	1:12.685	+7.794	28.709	20.412	23.564
2	14:20:39.939	1:06.453	+1.562	23.774	19.343	23.336
3	14:21:47.033	1:07.094	+2.203	23.459	20.300	23.335
4	14:22:54.478	1:07.445	+2.554	24.853	19.438	23.154
5	14:24:00.849	1:06.371	+1.480	23.903	19.356	23.112
6	14:25:05.740	1:04.891		22.567	19.209	23.115
7	14:26:10.665	1:04.925	+0.034	22.665	19.141	23.119
8	14:27:16.477	1:05.812	+0.921	23.433	19.233	23.146

(29) Teodor MORIN

1	14:19:31.659	1:10.430	+4.202	26.919	20.018	23.493
2	14:20:37.887	1:06.228		23.452	19.608	23.168



Rotax Euro Challenge 2012 Salbris

Rotax Seniors

Salbris 1,495 Km

Non Qualifying Practice 1 Even Numbers

14.09.2012 12:00

Practice (7:00 Time) started at 12:00:00

Pos	No.	Name	Nat.	Chassis	Race Team	Laps	Best Tm	Diff	Gap In Lap	km/h
1	232	James SINGLETON	GBR	CRG	Coles Racing	6	1:02.361		6	86,304
2	240	Petr BEZEL	CZE	MS Kart	MS Kart Racing Team	6	1:02.428	0.067	0.067	4 86,211
3	214	Michael COOL	BEL	Tonykart	Bouvin Power	6	1:02.526	0.165	0.098	5 86,076
4	212	Jiri FORMAN	GBR	Formula K	Protrain Racing	6	1:02.580	0.219	0.054	6 86,002
5	222	Pierce LEHANE	AUS	Alonso	Dan Holland Racing	6	1:02.607	0.246	0.027	5 85,965
6	326	Jack BARLOW	GBR	Tonykart	Strawberry Racing	6	1:02.657	0.296	0.050	6 85,896
7	296	Josh HART	NEZ	Praga	Uniq Racing	6	1:02.706	0.345	0.049	6 85,829
8	250	Ludvig MORIN	SWE	Kosmic	Paul Carr Racing	6	1:02.720	0.359	0.014	6 85,810
9	234	Ash HAND	GBR	Alonso	Dan Holland Racing	6	1:02.761	0.400	0.041	5 85,754
10	230	Charlie TURNER	GBR	CRG	Coles Racing	6	1:02.772	0.411	0.011	4 85,739
11	218	Nicolai NIELSEN	DEN	Kosmic	Star Karting	6	1:02.812	0.451	0.040	6 85,684
12	254	Harrison SCOTT	GBR	Tonykart	Strawberry Racing	6	1:02.819	0.458	0.007	5 85,675
13	238	Alexandre FINKELSTEIN	FRA	Tonykart	MD Competition	6	1:02.827	0.466	0.008	6 85,664
14	260	Bas DE LAAT	NED	Gillard	PDB Racing Team	6	1:02.876	0.515	0.049	5 85,597
15	290	Ukyo SASAHARA	JPN	DR	VPDR	6	1:02.888	0.527	0.012	5 85,581
16	272	Jules COUSIN	FRA	FA Kart	DSS Kart	6	1:02.935	0.574	0.047	6 85,517
17	320	Xavier POZZOLI	FRA	Kosmic	Sonic Racing Kart	6	1:02.944	0.583	0.009	4 85,505
18	210	Antoine BARTHON	FRA	Alonso	Dan Holland Racing	6	1:03.039	0.678	0.095	4 85,376
19	220	Mathias SMITH	DEN	Kosmic	Star Karting	6	1:03.094	0.733	0.055	5 85,301
20	294	Makino TADASUKE	JPN	Birel	Kalman Motorsport	6	1:03.159	0.798	0.065	5 85,214
21	324	Alexander ZENKIN	RUS	Formula K	Formula K Europe	6	1:03.162	0.801	0.003	6 85,209
22	216	Bryan EERDEN	NED	Gillard	PDB Kart Racing	6	1:03.197	0.836	0.035	5 85,162
23	302	Kevin MINIER	FRA	Tonykart	MD Competition	6	1:03.243	0.882	0.046	5 85,100
24	246	Sabedin Berat TURKER	TUR	Formula K	Protrain Racing	6	1:03.349	0.988	0.106	6 84,958
25	270	Santeri VARIS	FIN	Tonykart	JTL Racing	6	1:03.353	0.992	0.004	6 84,953
26	252	Juuso PYKALAINEN	FIN	Tonykart	MPT Racing	6	1:03.413	1.052	0.060	6 84,872
27	278	Barrie PULLINGER	GBR	Alonso	Dan Holland Racing	5	1:03.476	1.115	0.063	3 84,788
28	280	Brandon NILSSON	SWE	Exprit	Brandon Racing	6	1:03.596	1.235	0.120	6 84,628
29	244	Eva BENES	FRA	Kosmic	PKS	6	1:03.670	1.309	0.074	6 84,530
30	288	Cecile MARTINI	FRA	Sodikart	Martini Racing	6	1:03.738	1.377	0.068	5 84,439
31	322	Andreas GIAKAS	GRE	Birel	Kalman Motorsport	6	1:03.903	1.542	0.165	5 84,221
32	286	Lukasz BARTOSZUK	POL	Praga	Uniq Racing	6	1:04.023	1.662	0.120	3 84,064

Timekeeping Ingrid and Meik Wagner:

Clerk of the course Nigel Edwards:

www.mylaps.com

Steward (Chairman) Ian Watson:

Chief Scrutineer Paul Klaassen:

Licensed to: Motorsport Events

Printed: 14.09.2012 12:08:10

posted at:

h



Rotax Euro Challenge 2012 Salbris

Rotax Seniors

Salbris 1,495 Km

Non Qualifying Practice 1 Odd Numbers

14.09.2012 12:10

Practice (7:00 Time) started at 12:10:01

Pos	No.	Name	Nat.	Chassis	Race Team	Laps	Best Tm	Diff	Gap In Lap	km/h
1	205	Sean BABINGTON	GBR	Alonso	Dan Holland Racing	6	1:02.185			6 86,548
2	299	Philip MORIN	SWE	Alonso	Dan Holland Racing	6	1:02.542	0.357	0.357	6 86,054
3	325	Tom OLIPHANT	GBR	Kosmic	Paul Carr Racing	6	1:02.605	0.420	0.063	5 85,968
4	203	Edward BRAND	GBR	Formula K	Formula K Europe	6	1:02.667	0.482	0.062	4 85,883
5	219	Andreas BACKMAN	SWE	Tonykart	Strawberry Racing	6	1:02.720	0.535	0.053	5 85,810
6	259	Nicolas PICOT	FRA	Sodikart	Kart Pro Racing	6	1:02.753	0.568	0.033	5 85,765
7	207	Ferenc KANCSAR	AUT	Birel	Kalman Motorsport	6	1:02.759	0.574	0.006	6 85,757
8	217	Glen VAN DROOGENBROE	BEL	Tonykart	Bouvin Power	6	1:02.774	0.589	0.015	5 85,736
9	213	Thomas BENISRI	FRA	Sodikart	Sodikart Junior Team	6	1:02.786	0.601	0.012	5 85,720
10	293	Sandor JAKAB	SVK	Birel	Kalman Motorsport	6	1:02.820	0.635	0.034	4 85,673
11	273	Jonas FORS	SWE	Kosmic	Paul Carr Racing	6	1:02.856	0.671	0.036	6 85,624
12	321	Michael DAUPHIN	FRA	Tonykart	MD Consulting	6	1:03.180	0.995	0.324	4 85,185
13	311	Abdullah AL RAWAHI	OMA	DR	VPDR	6	1:03.194	1.009	0.014	5 85,166
14	237	Sten Dorian PIIRIMAGI	EST	Tonykart	Aix Racing Team	5	1:03.241	1.056	0.047	5 85,103
15	303	Giorgio MAGGI	SUI	Tonykart	Blacky Racing	6	1:03.299	1.114	0.058	6 85,025
16	289	Pedro PINTO	POR	Intrepid	QZ Racing Team	6	1:03.545	1.360	0.246	6 84,696
17	225	Jeremie LESOUDIER	FRA	Kosmic	DSS Kart	2	1:04.423	2.238	0.878	2 83,542

Timekeeping Ingrid and Meik Wagner:

Clerk of the course Nigel Edwards:

Steward (Chairman) Ian Watson:

Chief Scrutineer Paul Klaassen:

www.mylaps.com

Licensed to: Motorsport Events



Rotax Euro Challenge 2012 Salbris

Rotax Seniors

Salbris 1,495 Km

Non Qualifying Practice 2 Even Numbers

14.09.2012 14:00

Practice (7:00 Time) started at 14:00:00

Pos	No.	Name	Nat.	Chassis	Race Team	Laps	Best Tm	Diff	Gap In Lap	km/h
1	326	Jack BARLOW	GBR	Tonykart	Strawberry Racing	6	1:02.266			6 86,436
2	254	Harrison SCOTT	GBR	Tonykart	Strawberry Racing	6	1:02.318	0.052	0.052	6 86,363
3	232	James SINGLETON	GBR	CRG	Coles Racing	6	1:02.337	0.071	0.019	6 86,337
4	218	Nicolai NIELSEN	DEN	Kosmic	Star Karting	6	1:02.391	0.125	0.054	6 86,262
5	222	Pierce LEHANE	AUS	Alonso	Dan Holland Racing	6	1:02.408	0.142	0.017	6 86,239
6	234	Ash HAND	GBR	Alonso	Dan Holland Racing	6	1:02.418	0.152	0.010	6 86,225
7	210	Antoine BARTHON	FRA	Alonso	Dan Holland Racing	6	1:02.432	0.166	0.014	6 86,206
8	240	Petr BEZEL	CZE	MS Kart	MS Kart Racing Team	6	1:02.447	0.181	0.015	6 86,185
9	212	Jiri FORMAN	GBR	Formula K	Protrain Racing	6	1:02.469	0.203	0.022	6 86,155
10	290	Ukyo SASAHARA	JPN	DR	VPDR	6	1:02.475	0.209	0.006	5 86,146
11	272	Jules COUSIN	FRA	FA Kart	DSS Kart	6	1:02.509	0.243	0.034	4 86,100
12	238	Alexandre FINKELSTEIN	FRA	Tonykart	MD Competition	7	1:02.513	0.247	0.004	5 86,094
13	296	Josh HART	NEZ	Praga	Uniq Racing	5	1:02.535	0.269	0.022	4 86,064
14	250	Ludvig MORIN	SWE	Kosmic	Paul Carr Racing	6	1:02.590	0.324	0.055	6 85,988
15	252	Juuso PYKALAINEN	FIN	Tonykart	MPT Racing	6	1:02.637	0.371	0.047	5 85,924
16	302	Kevin MINIER	FRA	Tonykart	MD Competition	6	1:02.647	0.381	0.010	6 85,910
17	214	Michael COOL	BEL	Tonykart	Bouvin Power	5	1:02.696	0.430	0.049	3 85,843
18	270	Santeri VARIS	FIN	Tonykart	JTL Racing	6	1:02.705	0.439	0.009	5 85,830
19	320	Xavier POZZOLI	FRA	Kosmic	Sonic Racing Kart	7	1:02.708	0.442	0.003	4 85,826
20	216	Bryan EERDEN	NED	Gillard	PDB Kart Racing	6	1:02.728	0.462	0.020	3 85,799
21	294	Makino TADASUKE	JPN	Birel	Kalman Motorsport	6	1:02.735	0.469	0.007	5 85,789
22	278	Barrie PULLINGER	GBR	Alonso	Dan Holland Racing	6	1:02.735	0.469		4 85,789
23	324	Alexander ZENKIN	RUS	Formula K	Formula K Europe	6	1:02.742	0.476	0.007	5 85,780
24	220	Mathias SMITH	DEN	Kosmic	Star Karting	5	1:02.829	0.563	0.087	4 85,661
25	230	Charlie TURNER	GBR	CRG	Coles Racing	6	1:02.852	0.586	0.023	6 85,630
26	260	Bas DE LAAT	NED	Gillard	PDB Racing Team	6	1:02.970	0.704	0.118	4 85,469
27	280	Brandon NILSSON	SWE	Exprit	Brandon Racing	6	1:03.033	0.767	0.063	5 85,384
28	286	Lukasz BARTOSZUK	POL	Praga	Uniq Racing	7	1:03.057	0.791	0.024	7 85,351
29	246	Sabedin Berat TURKER	TUR	Formula K	Protrain Racing	6	1:03.114	0.848	0.057	4 85,274
30	244	Eva BENES	FRA	Kosmic	PKS	7	1:03.442	1.176	0.328	7 84,833
31	288	Cecile MARTINI	FRA	Sodikart	Martini Racing	7	1:03.658	1.392	0.216	6 84,546
32	322	Andreas GIAKAS	GRE	Birel	Kalman Motorsport	6	1:05.019	2.753	1.361	3 82,776

Timekeeping Ingrid and Meik Wagner:

Clerk of the course Nigel Edwards:

www.mylaps.com

Steward (Chairman) Ian Watson:

Chief Scrutineer Paul Klaassen:

Licensed to: Motorsport Events

Printed: 14.09.2012 14:08:22

posted at:

h



Rotax Euro Challenge 2012 Salbris

Rotax Seniors

Salbris 1,495 Km

Non Qualifying Practice 2 Odd Numbers

14.09.2012 14:10

Practice (7:00 Time) started at 14:10:53

Pos	No.	Name	Nat.	Chassis	Race Team	Laps	Best Tm	Diff	Gap In Lap	km/h
1	205	Sean BABINGTON	GBR	Alonso	Dan Holland Racing	5	1:02.028			4 86,767
2	203	Edward BRAND	GBR	Formula K	Formula K Europe	6	1:02.135	0.107	0.107	6 86,618
3	325	Tom OLIPHANT	GBR	Kosmic	Paul Carr Racing	5	1:02.294	0.266	0.159	4 86,397
4	299	Philip MORIN	SWE	Alonso	Dan Holland Racing	5	1:02.315	0.287	0.021	4 86,368
5	207	Ferenc KANCSAR	AUT	Birel	Kalman Motorsport	5	1:02.325	0.297	0.010	4 86,354
6	217	Glen VAN DROOGENBROE	BEL	Tonykart	Bouvin Power	4	1:02.366	0.338	0.041	4 86,297
7	293	Sandor JAKAB	SVK	Birel	Kalman Motorsport	5	1:02.381	0.353	0.015	4 86,276
8	219	Andreas BACKMAN	SWE	Tonykart	Strawberry Racing	6	1:02.446	0.418	0.065	5 86,186
9	259	Nicolas PICOT	FRA	Sodikart	Kart Pro Racing	6	1:02.539	0.511	0.093	6 86,058
10	213	Thomas BENISRI	FRA	Sodikart	Sodikart Junior Team	6	1:02.562	0.534	0.023	6 86,027
11	321	Michael DAUPHIN	FRA	Tonykart	MD Consulting	6	1:02.568	0.540	0.006	5 86,018
12	225	Jeremie LESOUDIER	FRA	Kosmic	DSS Kart	6	1:02.655	0.627	0.087	6 85,899
13	237	Sten Dorian PIIRIMAGI	EST	Tonykart	Aix Racing Team	5	1:02.820	0.792	0.165	4 85,673
14	311	Abdullah AL RAWAHI	OMA	DR	VPDR	6	1:02.840	0.812	0.020	5 85,646
15	273	Jonas FORS	SWE	Kosmic	Paul Carr Racing	6	1:02.880	0.852	0.040	5 85,592
16	303	Giorgio MAGGI	SUI	Tonykart	Blacky Racing	6	1:03.076	1.048	0.196	3 85,326
17	289	Pedro PINTO	POR	Intrepid	OZ Racing Team	5	1:03.391	1.363	0.315	5 84,902

Timekeeping Ingrid and Meik Wagner:

Clerk of the course Nigel Edwards:

Steward (Chairman) Ian Watson:

Chief Scrutineer Paul Klaassen:

www.mylaps.com

Licensed to: Motorsport Events



Rotax Euro Challenge 2012 Salbris

Rotax Seniors

Salbris 1,495 Km

Qualifying Practice Group S1 -NEW-

14.09.2012 15:30

Qualifying (15:00 Time) started at 15:30:01

Pos	No.	Name	Nat.	Chassis	Race Team	Laps	Best Tm	Diff	Gap In Lap	km/h
1	203	Edward BRAND	GBR	Formula K	Formula K Europe	7	1:02.421			7 86,221
2	320	Xavier POZZOLI	FRA	Kosmic	Sonic Racing Kart	9	1:02.539	0.118	0.118	9 86,058
3	325	Tom OLIPHANT	GBR	Kosmic	Paul Carr Racing	8	1:02.575	0.154	0.036	8 86,009
4	217	Glen VAN DROOGENBROE	BEL	Tonykart	Bouvin Power	7	1:02.578	0.157	0.003	6 86,005
5	238	Alexandre FINKELSTEIN	FRA	Tonykart	MD Competition	10	1:02.592	0.171	0.014	10 85,985
6	250	Ludvig MORIN	SWE	Kosmic	Paul Carr Racing	7	1:02.621	0.200	0.029	6 85,946
7	326	Jack BARLOW	GBR	Tonykart	Strawberry Racing	8	1:02.732	0.311	0.111	7 85,794
8	278	Barrie PULLINGER	GBR	Alonso	Dan Holland Racing	6	1:02.760	0.339	0.028	4 85,755
9	225	Jeremie LESOUDIER	FRA	Kosmic	DSS Kart	8	1:02.873	0.452	0.113	6 85,601
10	270	Santeri VARIS	FIN	Tonykart	JTL Racing	10	1:02.955	0.534	0.082	6 85,490
11	286	Lukasz BARTOSZUK	POL	Praga	Uniq Racing	8	1:02.977	0.556	0.022	7 85,460
12	288	Cecile MARTINI	FRA	Sodikart	Martini Racing	9	1:03.138	0.717	0.161	8 85,242
13	324	Alexander ZENKIN	RUS	Formula K	Formula K Europe	7	1:03.151	0.730	0.013	7 85,224
14	289	Pedro PINTO	POR	Intrepid	QZ Racing Team	10	1:03.168	0.747	0.017	9 85,201
15	244	Eva BENES	FRA	Kosmic	PKS	10	1:03.177	0.756	0.009	5 85,189
16	246	Sabedin Berat TURKER	TUR	Formula K	Protrain Racing	10	1:03.201	0.780	0.024	6 85,157

Not classified

DQ	302	Kevin MINIER	FRA	Tonykart	MD Competition	10	1:02.934			8 85,518
----	-----	--------------	-----	----------	----------------	----	----------	--	--	----------

Announcements

These results are provisional until the conclusion of any judicial and technical matters
 No. 302 excluded from Qualifying / reason under the weight

Timekeeping Ingrid and Meik Wagner:

Clerk of the course Nigel Edwards:

Steward (Chairman) Ian Watson:

Chief Scrutineer Paul Klaassen:

Licensed to: Motorsport Events

Printed: 14.09.2012 16:38:24

posted at:

h



Rotax Euro Challenge 2012 Salbris

Rotax Seniors

Salbris 1,495 Km

Qualifying Practice Group S1

14.09.2012 15:30

Qualifying (15:00 Time) started at 15:30:01

Lap	Time of Day	Lap Tm	Diff	S1 Tm	S2 Tm	S3 Tm	Lap	Time of Day	Lap Tm	Diff	S1 Tm	S2 Tm	S3 Tm
-----	-------------	--------	------	-------	-------	-------	-----	-------------	--------	------	-------	-------	-------

(324) Alexander ZENKIN

1	15:38:58.559	1:16.856	+13.705	25.758	21.934	29.164
2	15:40:02.630	1:04.071	+0.920	22.563	18.782	22.726
3	15:41:06.114	1:03.484	+0.333	22.304	18.579	22.601
4	15:42:09.505	1:03.391	+0.240	22.175	18.647	22.569
5	15:43:13.093	1:03.588	+0.437	22.194	18.613	22.781
6	15:44:16.702	1:03.609	+0.458	22.387	18.620	22.602
7	15:45:19.853	1:03.151		22.063	18.559	22.529

(289) Pedro PINTO

1	15:36:31.998	1:24.201	+21.033	31.225	25.927	27.049
2	15:37:36.880	1:04.882	+1.714	23.217	18.889	22.776
3	15:38:40.608	1:03.728	+0.560	22.015	18.634	23.079
4	15:39:44.393	1:03.785	+0.617	22.436	18.748	22.601
5	15:40:47.773	1:03.380	+0.212	22.221	18.614	22.545
6	15:41:51.245	1:03.472	+0.304	22.394	18.621	22.457
7	15:42:55.171	1:03.926	+0.758	22.538	18.797	22.591
8	15:43:59.505	1:04.334	+1.166	22.977	18.602	22.755
9	15:45:02.673	1:03.168		22.052	18.714	22.402
10	15:46:06.234	1:03.561	+0.393	22.546	18.589	22.426

(244) Eva BENES

1	15:36:31.628	1:24.349	+21.172	32.382	25.103	26.864
2	15:37:35.553	1:03.925	+0.748	22.535	18.752	22.638
3	15:38:39.440	1:03.887	+0.710	22.137	18.564	23.186
4	15:39:42.923	1:03.483	+0.306	22.248	18.582	22.653
5	15:40:46.100	1:03.177		22.231	18.533	22.413
6	15:41:49.584	1:03.484	+0.307	22.260	18.692	22.532
7	15:42:54.499	1:04.915	+1.738	23.113	19.348	22.454
8	15:43:58.087	1:03.588	+0.411	22.763	18.527	22.298
9	15:45:02.165	1:04.078	+0.901	22.495	19.178	22.405
10	15:46:05.452	1:03.287	+0.110	22.362	18.618	22.307

(246) Sabedin Berat TURKER

1	15:36:32.247	1:21.436	+18.235	29.165	25.339	26.932
2	15:37:36.441	1:04.194	+0.993	22.630	18.923	22.641
3	15:38:39.898	1:03.457	+0.256	22.117	18.605	22.735
4	15:39:43.445	1:03.547	+0.346	22.330	18.570	22.647
5	15:40:46.647	1:03.202	+0.001	22.118	18.663	22.421
6	15:41:49.848	1:03.201		22.122	18.618	22.461
7	15:42:53.145	1:03.297	+0.096	22.191	18.593	22.513
8	15:43:57.544	1:04.399	+1.198	22.541	18.631	23.227
9	15:45:01.511	1:03.967	+0.766	22.520	18.957	22.490
10	15:46:05.719	1:04.208	+1.007	23.263	18.585	22.360



Rotax Euro Challenge 2012 Salbris

Rotax Seniors

Salbris 1,495 Km

Qualifying Practice Group S2

14.09.2012 16:00

Qualifying (15:00 Time) started at 16:00:01

Pos	No.	Name	Nat.	Chassis	Race Team	Laps	Best Tm	Diff	Gap In Lap	km/h
1	232	James SINGLETON	GBR	CRG	Coles Racing	7	1:01.977			7 86,839
2	222	Pierce LEHANE	AUS	Alonso	Dan Holland Racing	8	1:02.031	0.054	0.054	5 86,763
3	205	Sean BABINGTON	GBR	Alonso	Dan Holland Racing	8	1:02.038	0.061	0.007	5 86,753
4	296	Josh HART	NZL	Praga	Uniq Racing	7	1:02.229	0.252	0.191	6 86,487
5	213	Thomas BENISRI	FRA	Sodikart	Sodikart Junior Team	8	1:02.271	0.294	0.042	7 86,429
6	212	Jiri FORMAN	GBR	Formula K	Protrain Racing	7	1:02.281	0.304	0.010	6 86,415
7	230	Charlie TURNER	GBR	CRG	Coles Racing	8	1:02.366	0.389	0.085	7 86,297
8	207	Ferenc KANCSAR	AUT	Birel	Kalman Motorsport	7	1:02.464	0.487	0.098	5 86,162
9	293	Sandor JAKAB	SVK	Birel	Kalman Motorsport	7	1:02.474	0.497	0.010	6 86,148
10	294	Makino TADASUKE	JPN	Birel	Kalman Motorsport	7	1:02.489	0.512	0.015	6 86,127
11	218	Nicolai NIELSEN	DEN	Kosmic	Star Karting	9	1:02.497	0.520	0.008	8 86,116
12	321	Michael DAUPHIN	FRA	Tonykart	MD Consulting	8	1:02.572	0.595	0.075	6 86,013
13	259	Nicolas PICOT	FRA	Sodikart	Kart Pro Racing	9	1:02.675	0.698	0.103	6 85,872
14	220	Mathias SMITH	DEN	Kosmic	Star Karting	8	1:02.838	0.861	0.163	5 85,649
15	311	Abdullah AL RAWAHI	OMA	DR	VPDR	8	1:02.971	0.994	0.133	6 85,468
16	322	Andreas GIAKAS	GRE	Birel	Kalman Motorsport	8	1:03.619	1.642	0.648	6 84,597

Announcements

These results are provisional until the conclusion of any judicial and technical matters

Timekeeping Ingrid and Meik Wagner:

Clerk of the course Nigel Edwards:

Steward (Chairman) Ian Watson:

Chief Scrutineer Paul Klaassen:

Licensed to: Motorsport Events

Printed: 14.09.2012 16:16:29

posted at:

h



Rotax Euro Challenge 2012 Salbris

Rotax Seniors

Salbris 1,495 Km

Qualifying Practice Group S2

14.09.2012 16:00

Qualifying (15:00 Time) started at 16:00:01

Lap	Time of Day	Lap Tm	Diff	S1 Tm	S2 Tm	S3 Tm	Lap	Time of Day	Lap Tm	Diff	S1 Tm	S2 Tm	S3 Tm
5	16:12:38.862	1:02.838		22.030	18.534	22.274							
6	16:13:42.049	1:03.187	+0.349	22.374	18.508	22.305							
7	16:14:45.015	1:02.966	+0.128	22.115	18.499	22.352							
8	16:15:51.490	1:06.475	+3.637	22.009	21.047	23.419							

(311) Abdullah AL RAWAHI

1	16:08:31.305	1:28.283	+25.312	35.891	28.069	24.323
2	16:09:35.511	1:04.206	+1.235	22.660	18.786	22.760
3	16:10:38.763	1:03.252	+0.281	22.170	18.514	22.568
4	16:11:42.737	1:03.974	+1.003	22.339	18.624	23.011
5	16:12:46.108	1:03.371	+0.400	22.235	18.784	22.352
6	16:13:49.079	1:02.971		22.003	18.565	22.403
7	16:14:52.083	1:03.004	+0.033	21.938	18.625	22.441
8	16:15:55.386	1:03.303	+0.332	22.086	18.606	22.611

(322) Andreas GIAKAS

1	16:08:31.629	1:28.041	+24.422	35.167	28.547	24.327
2	16:09:36.575	1:04.946	+1.327	22.973	19.032	22.941
3	16:10:40.489	1:03.914	+0.295	22.404	18.788	22.722
4	16:11:44.622	1:04.133	+0.514	22.496	18.919	22.718
5	16:12:48.475	1:03.853	+0.234	22.605	18.726	22.522
6	16:13:52.094	1:03.619		22.271	18.730	22.618
7	16:14:55.881	1:03.787	+0.168	22.373	18.838	22.576
8	16:15:59.525	1:03.644	+0.025	22.275	18.719	22.650



Rotax Euro Challenge 2012 Salbris

Rotax Seniors

Salbris 1,495 Km

Qualifying Practice Group S3

14.09.2012 16:30

Qualifying (15:00 Time) started at 16:30:00

Pos	No.	Name	Nat.	Chassis	Race Team	Laps	Best Tm	Diff	Gap In Lap	km/h
1	254	Harrison SCOTT	GBR	Tonykart	Strawberry Racing	9	1:02.160			9 86,583
2	234	Ash HAND	GBR	Alonso	Dan Holland Racing	8	1:02.192	0.032	0.032	8 86,538
3	214	Michael COOL	BEL	Tonykart	Bouvin Power	8	1:02.366	0.206	0.174	8 86,297
4	273	Jonas FORS	SWE	Kosmic	Paul Carr Racing	8	1:02.375	0.215	0.009	7 86,285
5	299	Philip MORIN	SWE	Alonso	Dan Holland Racing	8	1:02.404	0.244	0.029	5 86,244
6	260	Bas DE LAAT	NED	Gillard	PDB Racing Team	7	1:02.409	0.249	0.005	4 86,238
7	240	Petr BEZEL	CZE	MS Kart	MS Kart Racing Team	8	1:02.456	0.296	0.047	4 86,173
8	272	Jules COUSIN	FRA	FA Kart	DSS Kart	8	1:02.459	0.299	0.003	8 86,169
9	290	Ukyo SASAHARA	JPN	DR	VPDR	9	1:02.486	0.326	0.027	8 86,131
10	210	Antoine BARTHON	FRA	Alonso	Dan Holland Racing	8	1:02.496	0.336	0.010	6 86,118
11	216	Bryan EERDEN	NED	Gillard	PDB Kart Racing	8	1:02.501	0.341	0.005	7 86,111
12	303	Giorgio MAGGI	SUI	Tonykart	Blacky Racing	8	1:02.560	0.400	0.059	6 86,029
13	219	Andreas BACKMAN	SWE	Tonykart	Strawberry Racing	9	1:02.645	0.485	0.085	6 85,913
14	252	Juuso PYKALAINEN	FIN	Tonykart	MPT Racing	9	1:02.722	0.562	0.077	7 85,807
15	280	Brandon NILSSON	SWE	Exprit	Brandon Racing	8	1:02.821	0.661	0.099	6 85,672
16	237	Sten Dorian PIIRIMAGI	EST	Tonykart	Aix Racing Team	8	1:02.892	0.732	0.071	7 85,575

Announcements

These results are provisional until the conclusion of any judicial and technical matters

Timekeeping Ingrid and Meik Wagner:

Clerk of the course Nigel Edwards:

Steward (Chairman) Ian Watson:

Chief Scrutineer Paul Klaassen:

www.mylaps.com

Licensed to: Motorsport Events



Rotax Euro Challenge 2012 Salbris

Rotax Seniors

Salbris 1,495 Km

Qualifying Practice Group S3

14.09.2012 16:30

Qualifying (15:00 Time) started at 16:30:00

Lap	Time of Day	Lap Tm	Diff	S1 Tm	S2 Tm	S3 Tm	Lap	Time of Day	Lap Tm	Diff	S1 Tm	S2 Tm	S3 Tm
(252) Juuso PYKALAINEN													
1	16:37:26.478	1:14.851	+12.129	29.868	21.441	23.542							
2	16:38:30.568	1:04.090	+1.368	22.589	18.830	22.671							
3	16:39:33.794	1:03.226	+0.504	22.140	18.596	22.490							
4	16:40:37.047	1:03.253	+0.531	22.294	18.551	22.408							
5	16:41:39.984	1:02.937	+0.215	22.062	18.533	22.342							
6	16:42:42.857	1:02.873	+0.151	21.980	18.537	22.356							
7	16:43:45.579	1:02.722		21.939	18.460	22.323							
8	16:44:48.477	1:02.898	+0.176	22.034	18.506	22.358							
9	16:45:51.638	1:03.161	+0.439	22.123	18.527	22.511							
(280) Brandon NILSSON													
1	16:38:15.815	1:21.151	+18.330	32.299	20.457	28.395							
2	16:39:21.574	1:05.759	+2.938	24.204	18.939	22.616							
3	16:40:24.895	1:03.321	+0.500	22.389	18.634	22.298							
4	16:41:27.962	1:03.067	+0.246	22.169	18.620	22.278							
5	16:42:31.162	1:03.200	+0.379	22.381	18.599	22.220							
6	16:43:33.983	1:02.821		22.083	18.587	22.151							
7	16:44:36.871	1:02.888	+0.067	22.049	18.595	22.244							
8	16:45:39.796	1:02.925	+0.104	22.132	18.539	22.254							
(237) Sten Dorian PIIRIMAGI													
1	16:37:50.091	1:09.748	+6.856	25.531	21.163	23.054							
2	16:38:54.253	1:04.162	+1.270	22.435	19.145	22.582							
3	16:39:58.202	1:03.949	+1.057	22.750	18.677	22.522							
4	16:41:01.222	1:03.020	+0.128	22.073	18.569	22.378							
5	16:42:04.119	1:02.897	+0.005	21.940	18.565	22.392							
6	16:43:07.194	1:03.075	+0.183	22.017	18.697	22.361							
7	16:44:10.086	1:02.892		21.956	18.579	22.357							
8	16:45:13.526	1:03.440	+0.548	22.322	18.731	22.387							



Rotax Euro Challenge 2012 Salbris

Rotax Seniors

Salbris 1,495 Km

Total result Qualifying Group S1/S2/S3

Pos	No.	Name	Nat.	Chassis	Race Team	Total Best Tm	Diff	QS1 Best Tm	QS2 Best Tm	QS3 Best Tm
1	232	James SINGLETON	GBR	CRG	Coles Racing	1:01.977			1:01.977	
2	222	Pierce LEHANE	AUS	Alonso	Dan Holland Racing	1:02.031	0.054		1:02.031	
3	205	Sean BABINGTON	GBR	Alonso	Dan Holland Racing	1:02.038	0.061		1:02.038	
4	254	Harrison SCOTT	GBR	Tonykart	Strawberry Racing	1:02.160	0.183			1:02.160
5	234	Ash HAND	GBR	Alonso	Dan Holland Racing	1:02.192	0.215			1:02.192
6	296	Josh HART	NZL	Praga	Uniq Racing	1:02.229	0.252		1:02.229	
7	213	Thomas BENISRI	FRA	Sodikart	Sodikart Junior Team	1:02.271	0.294		1:02.271	
8	212	Jiri FORMAN	GBR	Formula K	Protrain Racing	1:02.281	0.304		1:02.281	
9	230	Charlie TURNER	GBR	CRG	Coles Racing	1:02.366	0.389		1:02.366	
10	214	Michael COOL	BEL	Tonykart	Bouvin Power	1:02.366	0.389			1:02.366
11	273	Jonas FORS	SWE	Kosmic	Paul Carr Racing	1:02.375	0.398			1:02.375
12	299	Philip MORIN	SWE	Alonso	Dan Holland Racing	1:02.404	0.427			1:02.404
13	260	Bas DE LAAT	NED	Gillard	PDB Racing Team	1:02.409	0.432			1:02.409
14	203	Edward BRAND	GBR	Formula K	Formula K Europe	1:02.421	0.444	1:02.421		
15	240	Petr BEZEL	CZE	MS Kart	MS Kart Racing Team	1:02.456	0.479			1:02.456
16	272	Jules COUSIN	FRA	FA Kart	DSS Kart	1:02.459	0.482			1:02.459
17	207	Ferenc KANCSAR	AUT	Birel	Kalman Motorsport	1:02.464	0.487		1:02.464	
18	293	Sandor JAKAB	SVK	Birel	Kalman Motorsport	1:02.474	0.497		1:02.474	
19	290	Ukyo SASAHARA	JPN	DR	VPDR	1:02.486	0.509			1:02.486
20	294	Makino TADASUKE	JPN	Birel	Kalman Motorsport	1:02.489	0.512		1:02.489	
21	210	Antoine BARTHON	FRA	Alonso	Dan Holland Racing	1:02.496	0.519			1:02.496
22	218	Nicolai NIELSEN	DEN	Kosmic	Star Karting	1:02.497	0.520		1:02.497	
23	216	Bryan EERDEN	NED	Gillard	PDB Kart Racing	1:02.501	0.524			1:02.501
24	320	Xavier POZZOLI	FRA	Kosmic	Sonic Racing Kart	1:02.539	0.562	1:02.539		
25	303	Giorgio MAGGI	SUI	Tonykart	Blacky Racing	1:02.560	0.583			1:02.560
26	321	Michael DAUPHIN	FRA	Tonykart	MD Consulting	1:02.572	0.595		1:02.572	
27	325	Tom OLIPHANT	GBR	Kosmic	Paul Carr Racing	1:02.575	0.598	1:02.575		
28	217	Glen VAN DROOGENBROECK	BEL	Tonykart	Bouvin Power	1:02.578	0.601	1:02.578		
29	238	Alexandre FINKELSTEIN	FRA	Tonykart	MD Competition	1:02.592	0.615	1:02.592		
30	250	Ludvig MORIN	SWE	Kosmic	Paul Carr Racing	1:02.621	0.644	1:02.621		
31	219	Andreas BACKMAN	SWE	Tonykart	Strawberry Racing	1:02.645	0.668			1:02.645
32	259	Nicolas PICOT	FRA	Sodikart	Kart Pro Racing	1:02.675	0.698		1:02.675	
33	252	Juuso PYKALAINEN	FIN	Tonykart	MPT Racing	1:02.722	0.745			1:02.722
34	326	Jack BARLOW	GBR	Tonykart	Strawberry Racing	1:02.732	0.755	1:02.732		
35	278	Barrie PULLINGER	GBR	Alonso	Dan Holland Racing	1:02.760	0.783	1:02.760		
36	280	Brandon NILSSON	SWE	Exprit	Brandon Racing	1:02.821	0.844			1:02.821
37	220	Mathias SMITH	DEN	Kosmic	Star Karting	1:02.838	0.861		1:02.838	
38	225	Jeremie LESOUDIER	FRA	Kosmic	DSS Kart	1:02.873	0.896	1:02.873		
39	237	Sten Dorian PIIRIMAGI	EST	Tonykart	Aix Racing Team	1:02.892	0.915			1:02.892
40	270	Santeri VARIS	FIN	Tonykart	JTL Racing	1:02.955	0.978	1:02.955		
41	311	Abdullah AL RAWAHI	OMA	DR	VPDR	1:02.971	0.994		1:02.971	
42	286	Lukasz BARTOSZUK	POL	Praga	Uniq Racing	1:02.977	1.000	1:02.977		
43	288	Cecile MARTINI	FRA	Sodikart	Martini Racing	1:03.138	1.161	1:03.138		
44	324	Alexander ZENKIN	RUS	Formula K	Formula K Europe	1:03.151	1.174	1:03.151		
45	289	Pedro PINTO	POR	Intrepid	OZ Racing Team	1:03.168	1.191	1:03.168		

Announcements

These results are provisional until the conclusion of any judicial and technical matters



Rotax Euro Challenge 2012 Salbris

Rotax Seniors

Salbris 1,495 Km

Total result Qualifying Group S1/S2/S3

Pos	No.	Name	Nat.	Chassis	Race Team	Total Best Tm	Diff	QS1 Best Tm	QS2 Best Tm	QS3 Best Tm
46	244	Eva BENES	FRA	Kosmic	PKS	1:03.177	1.200	1:03.177		
47	246	Sabedin Berat TURKER	TUR	Formula K	Protrain Racing	1:03.201	1.224	1:03.201		
48	322	Andreas GIAKAS	GRE	Birel	Kalman Motorsport	1:03.619	1.642		1:03.619	
DQ	302	Kevin MINIER	FRA	Tonykart	MD Competition					

Announcements

These results are provisional until the conclusion of any judicial and technical matters

**Heat organization
Rotax Euro Challenge 2012
Salbris / France
Rotax Max Seniors Group A**

Group	Pos	No.	Firstname	Lastname	Class	Overall BestTm
Group A	1	232	James	SINGLETON	Senior	1:01.977
Group A	6	296	Josh	HART	Senior	1:02.229
Group A	11	273	Jonas	FORS	Senior	1:02.375
Group A	16	272	Jules	COUSIN	Senior	1:02.459
Group A	21	210	Antoine	BARTHON	Senior	1:02.496
Group A	26	321	Michael	DAUPHIN	Senior	1:02.572
Group A	31	219	Andreas	BACKMAN	Senior	1:02.645
Group A	36	280	Brandon	NILSSON	Senior	1:02.821
Group A	41	311	Abdullah	AL RAWAHI	Senior	1:02.971
Group A	46	244	Eva	BENES	Senior	1:03.177



Clerk of the course Nigel Edwards:

Stewards (Chairman) Ian Watson:

Scrutineer Paul Klaassen:

Timekeeping Ingrid/Meik Wagner:

Printed: 14.09.2012 17:32

Posted at: h

**Heat organization
Rotax Euro Challenge 2012
Salbris / France
Rotax Max Seniors Group B**

Group	Pos	No.	Firstname	Lastname	Class	Overall BestTm
Group B	2	222	Pierce	LEHANE	Senior	1:02.031
Group B	7	213	Thomas	BENISRI	Senior	1:02.271
Group B	12	299	Philip	MORIN	Senior	1:02.404
Group B	17	207	Ferenc	KANCSAR	Senior	1:02.464
Group B	22	218	Nicolai	NIELSEN	Senior	1:02.497
Group B	27	325	Tom	OLIPHANT	Senior	1:02.575
Group B	32	259	Nicolas	PICOT	Senior	1:02.675
Group B	37	220	Mathias	SMITH	Senior	1:02.838
Group B	42	286	Lukasz	BARTOSZUK	Senior	1:02.977
Group B	47	246	Sabedin Berat	TURKER	Senior	1:03.201



Clerk of the course Nigel Edwards:

Stewards (Chairman) Ian Watson:

Scrutineer Paul Klaassen:

Timekeeping Ingrid/Meik Wagner:

Printed: 14.09.2012 17:32

Posted at: h

**Heat organization
Rotax Euro Challenge 2012
Salbris / France
Rotax Max Seniors Group C**

Group	Pos	No.	Firstname	Lastname	Class	Overall BestTm
Group C	3	205	Sean	BABINGTON	Senior	1:02.038
Group C	8	212	Jiri	FORMAN	Senior	1:02.281
Group C	13	260	Bas	DE LAAT	Senior	1:02.409
Group C	18	293	Sandor	JAKAB	Senior	1:02.474
Group C	23	216	Bryan	EERDEN	Senior	1:02.501
Group C	28	217	Glen	VAN DROOGENB	Senior	1:02.578
Group C	33	252	Juuso	PYKALAINEN	Senior	1:02.722
Group C	38	225	Jeremie	LESOUDIER	Senior	1:02.873
Group C	43	288	Cecile	MARTINI	Senior	1:03.138
Group C	48	322	Andreas	GIAKAS	Senior	1:03.619



Clerk of the course Nigel Edwards:

Stewards (Chairman) Ian Watson:

Scrutineer Paul Klaassen:

Timekeeping Ingrid/Meik Wagner:

Printed: 14.09.2012 17:32

posted at: h

**Heat organization
Rotax Euro Challenge 2012
Salbris / France
Rotax Max Seniors Group D**

Group	Pos	No.	Firstname	Lastname	Class	Overall BestTm
Group D	4	254	Harrison	SCOTT	Senior	1:02.160
Group D	9	230	Charlie	TURNER	Senior	1:02.366
Group D	14	203	Edward	BRAND	Senior	1:02.421
Group D	19	290	Ukyo	SASAHARA	Senior	1:02.486
Group D	24	320	Xavier	POZZOLI	Senior	1:02.539
Group D	29	238	Alexandre	FINKELSTEIN	Senior	1:02.592
Group D	34	326	Jack	BARLOW	Senior	1:02.732
Group D	39	237	Sten Dorian	PIIRIMAGI	Senior	1:02.892
Group D	44	324	Alexander	ZENKIN	Senior	1:03.151
Group D	49	302	Kevin	MINIER	Senior	0



Clerk of the course Nigel Edwards:

Stewards (Chairman) Ian Watson:

Scrutineer Paul Klaassen:

Timekeeping Ingrid/Meik Wagner:

Printed: 14.09.2012 17:32

posted at: h

**Heat organization
Rotax Euro Challenge 2012
Salbris / France
Group E**

Group	Pos	No.	Firstname	Lastname	Class	Overall BestTm
Group E	5	234	Ash	HAND	Senior	1:02.192
Group E	10	214	Michael	COOL	Senior	1:02.366
Group E	15	240	Petr	BEZEL	Senior	1:02.456
Group E	20	294	Makino	TADASUKE	Senior	1:02.489
Group E	25	303	Giorgio	MAGGI	Senior	1:02.560
Group E	30	250	Ludvig	MORIN	Senior	1:02.621
Group E	35	278	Barrie	PULLINGER	Senior	1:02.760
Group E	40	270	Santeri	VARIS	Senior	1:02.955
Group E	45	289	Pedro	PINTO	Senior	1:03.168



Clerk of the course Nigel Edwards:

Stewards (Chairman) Ian Watson:

Scrutineer Paul Klaassen:

Timekeeping Ingrid/Meik Wagner:

Printed: 14.09.2012 17:32

posted at: h

Rotax Euro Challenge 2012
 Class: Rotax Max Seniors
 Date/Time: 15.09.2012 10:10

Track: Salbris / France
 Heat: Race 1 Qualifying Heat 1 A+B
 Laps: 9

Edition 1

	35	18		36
	33	17		34
	31	16		32
	29	15		30
	27	14		28
	25	13		26
	23	12		24
	21	11		22
Eva BENES	244	10	Sabedin Berat TURKER	246
	19			20
Abdullah AL RAWAHI	311	9	Lukasz BARTOSZUK	286
	17			18
Brandon NILSSON	280	8	Mathias SMITH	220
	15			16
Andreas BACKMAN	219	7	Nicolas PICOT	259
	13			14
Michael DAUPHIN	321	6	Tom OLIPHANT	325
	11			12
Antoine BARTHON	210	5	Nicolai NIELSEN	218
	9			10
Jules COUSIN	272	4	Ferenc KANC SAR	207
	7			8
Jonas FORS	273	3	Philip MORIN	299
	5			6
Josh HART	296	2	Thomas BENISRI	213
	3			4
James SINGLETON	232	1	Pierce LEHANE	222
	1			2

Pole Position

Clerk of the course Nigel Edwards:
 Stewards (Chairman) Ian Watson:

Scrutineer Paul Klaassen:
 Timekeeping Ingrid/Meik Wagner:

Rotax Euro Challenge 2012
 Class: Rotax Max Seniors
 Date/Time: 15.09.2012 10:30

Track: Salbris / France
 Heat: Race 2 Qualifying Heat 2 C+D
 Laps: 9

Edition 1

	35	18		36
	33	17		34
	31	16		32
	29	15		30
	27	14		28
	25	13		26
	23	12		24
	21	11		22
Andreas GIAKAS	322	10	Kevin MINIER	302
	19			20
Cecile MARTINI	288	9	Alexander ZENKIN	324
	17			18
Jeremie LESOUDIER	225	8	Sten Dorian PIIRIMAGI	237
	15			16
Juuso PYKALAINEN	252	7	Jack BARLOW	326
	13			14
Glen VAN DROOGENI	217	6	Alexandre FINKELSTEIN	238
	11			12
Bryan EERDEN	216	5	Xavier POZZOLI	320
	9			10
Sandor JAKAB	293	4	Ukyo SASAHARA	290
	7			8
Bas DE LAAT	260	3	Edward BRAND	203
	5			6
Jiri FORMAN	212	2	Charlie TURNER	230
	3			4
Sean BABINGTON	205	1	Harrison SCOTT	254
	1			2

Pole Position

Clerk of the course Nigel Edwards:
 Stewards (Chairman) Ian Watson:

Scrutineer Paul Klaassen:
 Timekeeping Ingrid/Meik Wagner:

posted at: h

These results are provisional until the conclusion of any judicial and technical matters

printed 14.09.2012 17:38

Rotax Euro Challenge 2012
 Class: Rotax Max Seniors
 Date/Time: 15.09.2012 11:30

Track: Salbris / France
 Heat: Race 5 Qualifying Heat 3 A+E
 Laps: 9

Edition 1

	35	18		36
	33	17		34
	31	16		32
	29	15		30
	27	14		28
	25	13		26
	23	12		24
	21	11		22
Eva BENES	244	10	Group A 1:03.177	
	19			20
Abdullah AL RAWAHI	311	9	Group A 1:02.971	Pedro PINTO
	17			289
Brandon NILSSON	280	8	Group A 1:02.821	Group E 1:03.168
	15			18
Andreas BACKMAN	219	7	Group A 1:02.645	Santeri VARIS
	13			270
Michael DAUPHIN	321	6	Group A 1:02.572	Group E 1:02.955
	11			16
Antoine BARTHON	210	5	Group A 1:02.496	Barrie PULLINGER
	9			278
Jules COUSIN	272	4	Group A 1:02.459	Group E 1:02.760
	7			14
Jonas FORS	273	3	Group A 1:02.375	Ludvig MORIN
	5			250
Josh HART	296	2	Group A 1:02.229	Group E 1:02.621
	3			12
James SINGLETON	232	1	Group A 1:01.977	Giorgio MAGGI
	1			303
				10
				8
				6
				4
				2
				1
				2

Pole Position

Clerk of the course Nigel Edwards:
 Stewards (Chairman) Ian Watson:

Scrutineer Paul Klaassen:
 Timekeeping Ingrid/Meik Wagner:

Rotax Euro Challenge 2012
 Class: Rotax Max Seniors
 Date/Time: 15.09.2012 11:50

Track: Salbris / France
 Heat: Race 6 Qualifying Heat 4 B+C
 Laps: 9

Edition 1

	35	18		36
	33	17		34
	31	16		32
	29	15		30
	27	14		28
	25	13		26
	23	12		24
	21	11		22
Sabedin Berat TURKER	246	10	Andreas GIAKAS	322
	19			20
Lukasz BARTOSZUK	286	9	Cecile MARTINI	288
	17			18
Mathias SMITH	220	8	Jeremie LESOUDIER	225
	15			16
Nicolas PICOT	259	7	Juuso PYKALAINEN	252
	13			14
Tom OLIPHANT	325	6	Glen VAN DROOGENI	217
	11			12
Nicolai NIELSEN	218	5	Bryan EERDEN	216
	9			10
Ferenc KANCSAR	207	4	Sandor JAKAB	293
	7			8
Philip MORIN	299	3	Bas DE LAAT	260
	5			6
Thomas BENISRI	213	2	Jiri FORMAN	212
	3			4
Pierce LEHANE	222	1	Sean BABINGTON	205
	1			2

Pole Position

Clerk of the course Nigel Edwards:
 Stewards (Chairman) Ian Watson:

Scrutineer Paul Klaassen:
 Timekeeping Ingrid/Meik Wagner:

Rotax Euro Challenge 2012
 Class: Rotax Max Seniors
 Date/Time: 15.09.2012 13:00

Track: Salbris / France
 Heat: Race 8 Qualifying Heat 5 D+E
 Laps: 9

Edition 1

	35	18		36
	33	17		34
	31	16		32
	29	15		30
	27	14		28
	25	13		26
	23	12		24
	21	11		22
Kevin MINIER	302	10	Group D 0	
Alexander ZENKIN	324	9	Group D 1:03.151	Pedro PINTO
Sten Dorian PIIRIMAGI	237	8	Group D 1:02.892	289
Jack BARLOW	326	7	Group D 1:02.732	18
Alexandre FINKELSTEIN	238	6	Group D 1:02.592	Santeri VARIS
Xavier POZZOLI	320	5	Group D 1:02.539	270
Ukyo SASAHARA	290	4	Group D 1:02.486	16
Edward BRAND	203	3	Group D 1:02.421	Barrie PULLINGER
Charlie TURNER	230	2	Group D 1:02.366	278
Harrison SCOTT	254	1	Group D 1:02.160	14
				Ludvig MORIN
				250
				12
				Giorgio MAGGI
				303
				10
				Makino TADASUKE
				294
				8
				Petr BEZEL
				240
				6
				Michael COOL
				214
				4
				Ash HAND
				234
				2

Pole Position

Clerk of the course Nigel Edwards:
 Stewards (Chairman) Ian Watson:

Scrutineer Paul Klaassen:
 Timekeeping Ingrid/Meik Wagner:

Rotax Euro Challenge 2012
 Class: Rotax Max Seniors
 Date/Time: 15.09.2012 13:20

Track: Salbris / France
 Heat: Race 9 Qualifying Heat 6 A+C
 Laps: 9

Edition 1

	35	18		36
	33	17		34
	31	16		32
	29	15		30
	27	14		28
	25	13		26
	23	12		24
	21	11		22
Eva BENES	244	10	Andreas GIAKAS	322
	19			20
Abdullah AL RAWAHI	311	9	Cecile MARTINI	288
	17			18
Brandon NILSSON	280	8	Jeremie LESOUDIER	225
	15			16
Andreas BACKMAN	219	7	Juuso PYKALAINEN	252
	13			14
Michael DAUPHIN	321	6	Glen VAN DROOGENI	217
	11			12
Antoine BARTHON	210	5	Bryan EERDEN	216
	9			10
Jules COUSIN	272	4	Sandor JAKAB	293
	7			8
Jonas FORS	273	3	Bas DE LAAT	260
	5			6
Josh HART	296	2	Jiri FORMAN	212
	3			4
James SINGLETON	232	1	Sean BABINGTON	205
	1			2

Pole Position

Clerk of the course Nigel Edwards:
 Stewards (Chairman) Ian Watson:

Scrutineer Paul Klaassen:
 Timekeeping Ingrid/Meik Wagner:

Rotax Euro Challenge 2012
 Class: Rotax Max Seniors
 Date/Time: 15.09.2012 14:20

Track: Salbris / France
 Heat: Race 12 Qualifying Heat 7 B+E
 Laps: 9

Edition 1

	35	18		36
	33	17		34
	31	16		32
	29	15		30
	27	14		28
	25	13		26
	23	12		24
	21	11		22
Sabedin Berat TURKER	246	10	Group B 1:03.201	20
Lukasz BARTOSZUK	286	9	Group B 1:02.977	Pedro PINTO
Mathias SMITH	220	8	Group B 1:02.838	289
Nicolas PICOT	259	7	Group B 1:02.675	18
Tom OLIPHANT	325	6	Group B 1:02.575	Santeri VARIS
Nicolai NIELSEN	218	5	Group B 1:02.497	270
Ferenc KANCSAR	207	4	Group B 1:02.464	16
Philip MORIN	299	3	Group B 1:02.404	Barrie PULLINGER
Thomas BENISRI	213	2	Group B 1:02.271	278
Pierce LEHANE	222	1	Group B 1:02.031	14
	1	Row		Ludvig MORIN
				250
				12
				Giorgio MAGGI
				303
				10
				Makino TADASUKE
				294
				8
				Petr BEZEL
				240
				6
				Michael COOL
				214
				4
				Ash HAND
				234
				2

Pole Position

Clerk of the course Nigel Edwards:
 Stewards (Chairman) Ian Watson:

Scrutineer Paul Klaassen:
 Timekeeping Ingrid/Meik Wagner:

Rotax Euro Challenge 2012
 Class: Rotax Max Seniors
 Date/Time: 15.09.2012 14:40

Track: Salbris / France
 Heat: Race 13 Qualifying Heat 8 A+D
 Laps: 9

Edition 1

	35	18		36
	33	17		34
	31	16		32
	29	15		30
	27	14		28
	25	13		26
	23	12		24
	21	11		22
Eva BENES	244	10	Kevin MINIER	302
	19			20
Abdullah AL RAWAHI	311	9	Alexander ZENKIN	324
	17			18
Brandon NILSSON	280	8	Sten Dorian PIIRIMAGI	237
	15			16
Andreas BACKMAN	219	7	Jack BARLOW	326
	13			14
Michael DAUPHIN	321	6	Alexandre FINKELSTEIN	238
	11			12
Antoine BARTHON	210	5	Xavier POZZOLI	320
	9			10
Jules COUSIN	272	4	Ukyo SASAHARA	290
	7			8
Jonas FORS	273	3	Edward BRAND	203
	5			6
Josh HART	296	2	Charlie TURNER	230
	3			4
James SINGLETON	232	1	Harrison SCOTT	254
	1			2

Pole Position

Clerk of the course Nigel Edwards:
 Stewards (Chairman) Ian Watson:

Scrutineer Paul Klaassen:
 Timekeeping Ingrid/Meik Wagner:

Rotax Euro Challenge 2012
 Class: Rotax Max Seniors
 Date/Time: 15.09.2012 15:40

Track: Salbris / France
 Heat: Race 15 Qualifying Heat 9 C+E
 Laps: 9

Edition 1

	35	18		36
	33	17		34
	31	16		32
	29	15		30
	27	14		28
	25	13		26
	23	12		24
	21	11		22
Andreas GIAKAS	322	10	Group C 1:03.619	
	19			20
Cecile MARTINI	288	9	Group C 1:03.138	Pedro PINTO
	17			289
Jeremie LESOUDIER	225	8	Group C 1:02.873	Group E 1:03.168
	15			18
Juuso PYKALAINEN	252	7	Group C 1:02.722	Santeri VARIS
	13			270
Glen VAN DROOGENI	217	6	Group C 1:02.578	Group E 1:02.955
	11			16
Bryan EERDEN	216	5	Group C 1:02.501	Barrie PULLINGER
	9			278
Sandor JAKAB	293	4	Group C 1:02.474	Group E 1:02.760
	7			14
Bas DE LAAT	260	3	Group C 1:02.409	Ludvig MORIN
	5			250
Jiri FORMAN	212	2	Group C 1:02.281	Group E 1:02.621
	3			12
Sean BABINGTON	205	1	Group C 1:02.038	Giorgio MAGGI
	1			303
				10
				8
				6
				4
				2
				1
				2

Pole Position

Clerk of the course Nigel Edwards:
 Stewards (Chairman) Ian Watson:

Scrutineer Paul Klaassen:
 Timekeeping Ingrid/Meik Wagner:

Rotax Euro Challenge 2012
 Class: Rotax Max Seniors
 Date/Time: 15.09.2012 16:00

Track: Salbris / France
 Heat: Race 16 Qualifying Heat 10 B+D
 Laps: 9

Edition 1

	35	18		36
	33	17		34
	31	16		32
	29	15		30
	27	14		28
	25	13		26
	23	12		24
	21	11		22
Sabedin Berat TURKER	246	10	Kevin MINIER	302
	19			20
Lukasz BARTOSZUK	286	9	Alexander ZENKIN	324
	17			18
Mathias SMITH	220	8	Sten Dorian PIIRIMAGI	237
	15			16
Nicolas PICOT	259	7	Jack BARLOW	326
	13			14
Tom OLIPHANT	325	6	Alexandre FINKELSTEIN	238
	11			12
Nicolai NIELSEN	218	5	Xavier POZZOLI	320
	9			10
Ferenc KANCSAR	207	4	Ukyo SASAHARA	290
	7			8
Philip MORIN	299	3	Edward BRAND	203
	5			6
Thomas BENISRI	213	2	Charlie TURNER	230
	3			4
Pierce LEHANE	222	1	Harrison SCOTT	254
	1			2

Pole Position

Clerk of the course Nigel Edwards:
 Stewards (Chairman) Ian Watson:

Scrutineer Paul Klaassen:
 Timekeeping Ingrid/Meik Wagner:

posted at: h

These results are provisional until the conclusion of any judicial and technical matters

printed 14.09.2012 17:42



Rotax Euro Challenge 2012 Salbris

Rotax Seniors

Salbris 1,495 Km

Warm up Even Numbers

15.09.2012 09:00

Practice (5:00 Time) started at 9:00:32

Pos	No.	Name	Nat.	Chassis	Race Team	Laps	Best Tm	Diff	Gap In Lap	km/h
1	232	James SINGLETON	GBR	CRG	Coles Racing	5	1:02.517			4 86,089
2	222	Pierce LEHANE	AUS	Alonso	Dan Holland Racing	5	1:02.557	0.040	0.040	4 86,034
3	296	Josh HART	NZL	Praga	Uniq Racing	4	1:02.561	0.044	0.004	4 86,028
4	260	Bas DE LAAT	NED	Gillard	PDB Racing Team	5	1:02.610	0.093	0.049	5 85,961
5	212	Jiri FORMAN	GBR	Formula K	Protrain Racing	5	1:02.620	0.103	0.010	5 85,947
6	234	Ash HAND	GBR	Alonso	Dan Holland Racing	5	1:02.698	0.181	0.078	5 85,840
7	290	Ukyo SASAHARA	JPN	DR	VPDR	5	1:02.782	0.265	0.084	5 85,725
8	294	Makino TADASUKE	JPN	Birel	Kalman Motorsport	5	1:02.784	0.267	0.002	4 85,722
9	240	Petr BEZEL	CZE	MS Kart	MS Kart Racing Team	5	1:02.790	0.273	0.006	5 85,714
10	250	Ludvig MORIN	SWE	Kosmic	Paul Carr Racing	3	1:02.854	0.337	0.064	3 85,627
11	230	Charlie TURNER	GBR	CRG	Coles Racing	5	1:02.907	0.390	0.053	5 85,555
12	326	Jack BARLOW	GBR	Tonykart	Strawberry Racing	5	1:02.928	0.411	0.021	4 85,526
13	218	Nicolai NIELSEN	DEN	Kosmic	Star Karting	5	1:02.995	0.478	0.067	5 85,435
14	272	Jules COUSIN	FRA	FA Kart	DSS Kart	5	1:02.998	0.481	0.003	3 85,431
15	254	Harrison SCOTT	GBR	Tonykart	Strawberry Racing	5	1:03.003	0.486	0.005	4 85,425
16	320	Xavier POZZOLI	FRA	Kosmic	Sonic Racing Kart	5	1:03.010	0.493	0.007	5 85,415
17	214	Michael COOL	BEL	Tonykart	Bouvin Power	4	1:03.018	0.501	0.008	4 85,404
18	238	Alexandre FINKELSTEIN	FRA	Tonykart	MD Competition	3	1:03.140	0.623	0.122	3 85,239
19	252	Juuso PYKALAINEN	FIN	Tonykart	MPT Racing	5	1:03.149	0.632	0.009	3 85,227
20	210	Antoine BARTHON	FRA	Alonso	Dan Holland Racing	4	1:03.159	0.642	0.010	4 85,214
21	278	Barrie PULLINGER	GBR	Alonso	Dan Holland Racing	5	1:03.202	0.685	0.043	5 85,156
22	220	Mathias SMITH	DEN	Kosmic	Star Karting	5	1:03.234	0.717	0.032	3 85,112
23	286	Lukasz BARTOSZUK	POL	Praga	Uniq Racing	5	1:03.282	0.765	0.048	5 85,048
24	216	Bryan EERDEN	NED	Gillard	PDB Kart Racing	5	1:03.290	0.773	0.008	5 85,037
25	302	Kevin MINIER	FRA	Tonykart	MD Competition	5	1:03.302	0.785	0.012	5 85,021
26	280	Brandon NILSSON	SWE	Exprit	Brandon Racing	5	1:03.547	1.030	0.245	4 84,693
27	246	Sabedin Berat TURKER	TUR	Formula K	Protrain Racing	5	1:03.551	1.034	0.004	4 84,688
28	270	Santeri VARIS	FIN	Tonykart	JTL Racing	5	1:03.570	1.053	0.019	3 84,663
29	244	Eva BENES	FRA	Kosmic	PKS	5	1:03.607	1.090	0.037	3 84,613
30	288	Cecile MARTINI	FRA	Sodikart	Martini Racing	5	1:03.915	1.398	0.308	4 84,206
31	324	Alexander ZENKIN	RUS	Formula K	Formula K Europe	3	1:03.953	1.436	0.038	2 84,156
32	322	Andreas GIAKAS	GRE	Birel	Kalman Motorsport	5	1:04.089	1.572	0.136	3 83,977

Timekeeping Ingrid and Meik Wagner:

Clerk of the course Nigel Edwards:

www.mylaps.com

Steward (Chairman) Ian Watson:

Chief Scrutineer Paul Klaassen:

Licensed to: Motorsport Events

Printed: 15.09.2012 09:07:20

posted at:

h



Rotax Euro Challenge 2012 Salbris

Rotax Seniors

Salbris 1,495 Km

Warm up Even Numbers

15.09.2012 09:00

Practice (5:00 Time) started at 9:00:32

Lap	Time of Day	Lap Tm	Diff	S1 Tm	S2 Tm	S3 Tm
(232) James SINGLETON						
1	9:02:12.424	1:06.197	+3.680	23.884	19.288	23.025
2	9:03:16.023	1:03.599	+1.082	22.331	18.696	22.572
3	9:04:19.301	1:03.278	+0.761	22.238	18.662	22.378
4	9:05:21.818	1:02.517		21.794	18.485	22.238
5	9:06:24.346	1:02.528	+0.011	21.831	18.521	22.176

Lap	Time of Day	Lap Tm	Diff	S1 Tm	S2 Tm	S3 Tm
(222) Pierce LEHANE						
1	9:02:12.881	1:05.767	+3.210	23.905	19.110	22.752
2	9:03:16.176	1:03.295	+0.738	22.147	18.698	22.450
3	9:04:19.034	1:02.858	+0.301	21.939	18.585	22.334
4	9:05:21.591	1:02.557		21.887	18.471	22.199
5	9:06:24.209	1:02.618	+0.061	21.928	18.414	22.276

Lap	Time of Day	Lap Tm	Diff	S1 Tm	S2 Tm	S3 Tm
(296) Josh HART						
1	9:02:18.404	1:11.491	+8.930	25.839	21.350	24.302
2	9:03:23.241	1:04.837	+2.276	23.537	18.876	22.424
3	9:04:26.096	1:02.855	+0.294	21.996	18.647	22.212
4	9:05:28.657	1:02.561		21.850	18.460	22.251

Lap	Time of Day	Lap Tm	Diff	S1 Tm	S2 Tm	S3 Tm
(260) Bas DE LAAT						
1	9:02:14.565	1:07.566	+4.956	24.387	20.172	23.007
2	9:03:18.351	1:03.786	+1.176	22.410	18.827	22.549
3	9:04:21.287	1:02.936	+0.326	22.083	18.649	22.204
4	9:05:23.970	1:02.683	+0.073	21.912	18.521	22.250
5	9:06:26.580	1:02.610		21.900	18.509	22.201

Lap	Time of Day	Lap Tm	Diff	S1 Tm	S2 Tm	S3 Tm
(212) Jiri FORMAN						
1	9:02:24.445	1:05.933	+3.313	23.888	19.132	22.913
2	9:03:28.291	1:03.846	+1.226	22.209	19.049	22.588
3	9:04:31.122	1:02.831	+0.211	22.077	18.550	22.204
4	9:05:34.067	1:02.945	+0.325	22.255	18.545	22.145
5	9:06:36.687	1:02.620		21.942	18.534	22.144

Lap	Time of Day	Lap Tm	Diff	S1 Tm	S2 Tm	S3 Tm
(234) Ash HAND						
1	9:02:23.965	1:06.548	+3.850	24.258	19.390	22.900
2	9:03:27.534	1:03.569	+0.871	22.307	18.806	22.456
3	9:04:30.633	1:03.099	+0.401	22.184	18.601	22.314
4	9:05:33.539	1:02.906	+0.208	22.075	18.592	22.239
5	9:06:36.237	1:02.698		21.942	18.508	22.248

Lap	Time of Day	Lap Tm	Diff	S1 Tm	S2 Tm	S3 Tm
(290) Ukyo SASAHARA						
1	9:02:19.696	1:05.729	+2.947	23.391	19.491	22.847
2	9:03:23.749	1:04.053	+1.271	22.819	18.821	22.413
3	9:04:27.108	1:03.359	+0.577	22.279	18.750	22.330
4	9:05:30.000	1:02.892	+0.110	21.870	18.737	22.285
5	9:06:32.782	1:02.782		21.960	18.521	22.301

Lap	Time of Day	Lap Tm	Diff	S1 Tm	S2 Tm	S3 Tm
(294) Makino TADASUKE						
1	9:02:19.465	1:06.093	+3.309	23.503	19.597	22.993
2	9:03:23.545	1:04.080	+1.296	22.408	19.133	22.539
3	9:04:26.812	1:03.267	+0.483	22.278	18.615	22.374
4	9:05:29.596	1:02.784		21.880	18.538	22.366
5	9:06:32.619	1:03.023	+0.239	21.990	18.534	22.499

Lap	Time of Day	Lap Tm	Diff	S1 Tm	S2 Tm	S3 Tm
(240) Petr BEZEL						
1	9:02:14.250	1:06.145	+3.355	23.816	19.556	22.773
2	9:03:17.467	1:03.217	+0.427	22.136	18.629	22.452
3	9:04:20.358	1:02.891	+0.101	22.037	18.511	22.343
4	9:05:23.174	1:02.816	+0.026	21.990	18.483	22.343
5	9:06:25.964	1:02.790		22.058	18.469	22.263

Lap	Time of Day	Lap Tm	Diff	S1 Tm	S2 Tm	S3 Tm
(250) Ludvig MORIN						
1	9:02:19.913	1:05.643	+2.789	23.410	19.439	22.794
2	9:03:24.737	1:04.824	+1.970	22.513	19.430	22.881

Lap	Time of Day	Lap Tm	Diff	S1 Tm	S2 Tm	S3 Tm
3	9:04:27.591	1:02.854		22.022	18.587	22.245
(230) Charlie TURNER						
1	9:02:15.414	1:05.541	+2.634	23.381	19.350	22.810
2	9:03:19.113	1:03.699	+0.792	22.254	18.914	22.531
3	9:04:22.436	1:03.323	+0.416	22.093	18.732	22.498
4	9:05:25.447	1:03.011	+0.104	22.075	18.656	22.280
5	9:06:28.354	1:02.907		22.042	18.577	22.288

Lap	Time of Day	Lap Tm	Diff	S1 Tm	S2 Tm	S3 Tm
(326) Jack BARLOW						
1	9:02:27.325	1:05.862	+2.934	23.625	19.340	22.897
2	9:03:30.907	1:03.582	+0.654	22.372	18.757	22.453
3	9:04:34.701	1:03.794	+0.866	22.214	19.208	22.372
4	9:05:37.629	1:02.928		22.015	18.568	22.345
5	9:06:41.390	1:03.761	+0.833	22.415	19.012	22.334

Lap	Time of Day	Lap Tm	Diff	S1 Tm	S2 Tm	S3 Tm
(218) Nicolai NIELSEN						
1	9:02:09.774	1:06.289	+3.294	23.616	19.287	23.386
2	9:03:13.793	1:04.019	+1.024	22.565	18.834	22.620
3	9:04:17.214	1:03.421	+0.426	22.295	18.665	22.461
4	9:05:20.339	1:03.125	+0.130	22.117	18.576	22.432
5	9:06:23.334	1:02.995		22.135	18.530	22.330

Lap	Time of Day	Lap Tm	Diff	S1 Tm	S2 Tm	S3 Tm
(272) Jules COUSIN						
1	9:02:16.012	1:05.587	+2.589	23.329	19.441	22.817
2	9:03:20.108	1:04.096	+1.098	22.287	19.033	22.776
3	9:04:23.106	1:02.998		22.082	18.584	22.332
4	9:05:26.316	1:03.210	+0.212	22.141	18.688	22.381
5	9:06:29.588	1:03.272	+0.274	22.240	18.780	22.252

Lap	Time of Day	Lap Tm	Diff	S1 Tm	S2 Tm	S3 Tm
(254) Harrison SCOTT						
1	9:02:28.074	1:05.742	+2.739	23.262	19.259	23.221
2	9:03:31.275	1:03.201	+0.198	22.163	18.711	22.327
3	9:04:34.460	1:03.185	+0.182	21.997	18.869	22.319
4	9:05:37.463	1:03.003		21.963	18.535	22.505
5	9:06:40.933	1:03.470	+0.467	22.390	18.756	22.324

Lap	Time of Day	Lap Tm	Diff	S1 Tm	S2 Tm	S3 Tm
(320) Xavier POZZOLI						
1	9:02:20.926	1:05.847	+2.837	23.859	19.239	22.749
2	9:03:24.873	1:03.947	+0.937	22.360	19.016	22.571
3	9:04:27.921	1:03.048	+0.038	22.284	18.593	22.171
4	9:05:32.233	1:04.312	+1.302	23.276	18.752	22.284
5	9:06:35.243	1:03.010		22.112	18.576	22.322

Lap	Time of Day	Lap Tm	Diff	S1 Tm	S2 Tm	S3 Tm
(214) Michael COOL						
1	9:02:28.410	1:05.356	+2.338	23.251	19.080	23.025
2	9:03:31.517	1:03.107	+0.089	22.092	18.658	22.357
3	9:04:34.959	1:03.442	+0.424	22.056	18.940	22.446
4	9:05:37.977	1:03.018		22.144	18.544	22.330

Lap	Time of Day	Lap Tm	Diff	S1 Tm	S2 Tm	S3 Tm
(238) Alexandre FINKELSTEIN						
1	9:02:20.248	1:05.541	+2.401	23.540	19.089	22.912
2	9:03:24.593	1:04.345	+1.205	22.576	19.139	22.630
3	9:04:27.733	1:03.140		22.372	18.557	22.211

Lap	Time of Day	Lap Tm	Diff	S1 Tm	S2 Tm	S3 Tm
(252) Juuso PYKALAINEN						
1	9:02:15.222	1:06.310	+3.161	23.916	19.355	23.039
2	9:03:19.830	1:04.608	+1.459	22.823	19.196	22.589
3	9:04:22.979	1:03.149		22.104	18.565	22.480
4	9:05:26.589	1:03.610	+0.461	22.677	18.589	22.344
5	9:06:30.190	1:03.601	+0.452	22.213	18.954	22.434

Lap	Time of Day	Lap Tm	Diff	S1 Tm	S2 Tm	S3 Tm
(210) Antoine BARTHON						
1	9:02:18.625	1:05.873	+2.714	23.631	19.259	22.983
2	9:03:22.515	1:03.890	+0.731	22.625	18.792	22.473
3	9:04:25.728	1:03.213	+0.054	22.234	18.694	22.285

Timekeeping Ingrid and Meik Wagner:



Clerk of the course Nigel Edwards:

www.mylaps.com

Steward (Chairman) Ian Watson:

Chief Scrutineer Paul Klaassen:



Rotax Euro Challenge 2012 Salbris

Rotax Seniors

Salbris 1,495 Km

Warm up Even Numbers

15.09.2012 09:00

Practice (5:00 Time) started at 9:00:32

Lap	Time of Day	Lap Tm	Diff	S1 Tm	S2 Tm	S3 Tm
4	9:05:28.887	1:03.159		22.130	18.767	22.262
(278) Barrie PULLINGER						
1	9:02:18.810	1:06.602	+3.400	23.802	19.494	23.306
2	9:03:22.901	1:04.091	+0.889	22.580	18.885	22.626
3	9:04:26.626	1:03.725	+0.523	22.176	19.073	22.476
4	9:05:30.232	1:03.606	+0.404	22.251	19.005	22.350
5	9:06:33.434	1:03.202		22.013	18.724	22.465

Lap	Time of Day	Lap Tm	Diff	S1 Tm	S2 Tm	S3 Tm
(220) Mathias SMITH						
1	9:02:30.340	1:06.185	+2.951	23.807	19.229	23.149
2	9:03:34.118	1:03.778	+0.544	22.524	18.735	22.519
3	9:04:37.352	1:03.234		22.316	18.574	22.344
4	9:05:40.788	1:03.436	+0.202	22.435	18.574	22.427
5	9:06:44.232	1:03.444	+0.210	22.302	18.580	22.562

Lap	Time of Day	Lap Tm	Diff	S1 Tm	S2 Tm	S3 Tm
(286) Lukasz BARTOSZUK						
1	9:02:29.411	1:09.160	+5.878	24.710	19.704	24.746
2	9:03:33.485	1:04.074	+0.792	22.455	18.924	22.695
3	9:04:37.244	1:03.759	+0.477	22.465	18.770	22.524
4	9:05:41.151	1:03.907	+0.625	22.823	18.625	22.459
5	9:06:44.433	1:03.282		22.151	18.660	22.471

Lap	Time of Day	Lap Tm	Diff	S1 Tm	S2 Tm	S3 Tm
(216) Bryan EERDEN						
1	9:02:14.043	1:06.094	+2.804	23.563	19.592	22.939
2	9:03:18.172	1:04.129	+0.839	22.747	18.755	22.627
3	9:04:22.672	1:04.500	+1.210	22.483	18.706	23.311
4	9:05:26.099	1:03.427	+0.137	22.426	18.678	22.323
5	9:06:29.389	1:03.290		22.287	18.661	22.342

Lap	Time of Day	Lap Tm	Diff	S1 Tm	S2 Tm	S3 Tm
(302) Kevin MINIER						
1	9:02:25.874	1:06.348	+3.046	24.118	19.262	22.968
2	9:03:29.721	1:03.847	+0.545	22.393	18.930	22.524
3	9:04:33.493	1:03.772	+0.470	22.344	18.836	22.592
4	9:05:37.045	1:03.552	+0.250	22.107	18.840	22.605
5	9:06:40.347	1:03.302		22.171	18.660	22.471

Lap	Time of Day	Lap Tm	Diff	S1 Tm	S2 Tm	S3 Tm
(280) Brandon NILSSON						
1	9:02:24.733	1:07.717	+4.170	24.565	19.752	23.400
2	9:03:30.041	1:05.308	+1.761	22.729	19.989	22.590
3	9:04:33.841	1:03.800	+0.253	22.701	18.710	22.389
4	9:05:37.388	1:03.547		22.248	18.702	22.597
5	9:06:42.036	1:04.648	+1.101	22.384	19.726	22.538

Lap	Time of Day	Lap Tm	Diff	S1 Tm	S2 Tm	S3 Tm
(246) Sabedin Berat TURKER						
1	9:02:25.474	1:07.204	+3.653	24.684	19.472	23.048
2	9:03:29.483	1:04.009	+0.458	22.520	18.990	22.499
3	9:04:33.683	1:04.200	+0.649	22.448	19.117	22.635
4	9:05:37.234	1:03.551		22.141	18.723	22.687
5	9:06:41.067	1:03.833	+0.282	22.374	18.770	22.689

Lap	Time of Day	Lap Tm	Diff	S1 Tm	S2 Tm	S3 Tm
(270) Santeri VARIS						
1	9:02:14.851	1:07.912	+4.342	24.899	19.822	23.191
2	9:03:18.730	1:03.879	+0.309	22.463	18.824	22.592
3	9:04:22.300	1:03.570		22.159	18.648	22.763
4	9:05:25.923	1:03.623	+0.053	22.540	18.647	22.436
5	9:06:29.918	1:03.995	+0.425	22.563	19.102	22.330

Lap	Time of Day	Lap Tm	Diff	S1 Tm	S2 Tm	S3 Tm
(244) Eva BENES						
1	9:02:20.165	1:07.560	+3.953	24.094	20.266	23.200
2	9:03:25.196	1:05.031	+1.424	22.966	19.441	22.624
3	9:04:28.803	1:03.607		22.349	18.831	22.427
4	9:05:32.776	1:03.973	+0.366	22.802	18.811	22.360
5	9:06:36.523	1:03.747	+0.140	22.434	18.968	22.345

Lap	Time of Day	Lap Tm	Diff	S1 Tm	S2 Tm	S3 Tm
(288) Cecile MARTINI						

Lap	Time of Day	Lap Tm	Diff	S1 Tm	S2 Tm	S3 Tm
1	9:02:24.200	1:08.064	+4.149	24.715	19.847	23.502
2	9:03:29.167	1:04.967	+1.052	23.058	19.269	22.640
3	9:04:35.531	1:06.364	+2.449	23.766	19.787	22.811
4	9:05:39.446	1:03.915		22.511	18.725	22.679
5	9:06:43.538	1:04.092	+0.177	22.522	18.827	22.743

Lap	Time of Day	Lap Tm	Diff	S1 Tm	S2 Tm	S3 Tm
(324) Alexander ZENKIN						
1	9:02:19.142	1:07.133	+3.180	24.311	19.645	23.177
2	9:03:23.095	1:03.953		22.550	18.767	22.636
3	9:04:27.413	1:04.318	+0.365	22.875	19.026	22.417

Lap	Time of Day	Lap Tm	Diff	S1 Tm	S2 Tm	S3 Tm
(322) Andreas GIAKAS						
1	9:02:23.090	1:08.270	+4.181	24.966	19.731	23.573
2	9:03:28.550	1:05.460	+1.371	23.065	19.445	22.950
3	9:04:32.639	1:04.089		22.436	18.863	22.790
4	9:05:36.958	1:04.319	+0.230	22.669	18.951	22.699
5	9:06:42.769	1:05.811	+1.722	23.899	18.987	22.925



Rotax Euro Challenge 2012 Salbris

Rotax Seniors

Salbris 1,495 Km

Warm up Odd Numbers

15.09.2012 09:10

Practice (5:00 Time) started at 9:13:31

Pos	No.	Name	Nat.	Chassis	Race Team	Laps	Best Tm	Diff	Gap In Lap	km/h
1	203	Edward BRAND	GBR	Formula K	Formula K Europe	4	1:02.118			86,642
2	205	Sean BABINGTON	GBR	Alonso	Dan Holland Racing	4	1:02.180	0.062	0.062	86,555
3	237	Sten Dorian PIIRIMAGI	EST	Tonykart	Aix Racing Team	4	1:02.548	0.430	0.368	86,046
4	299	Philip MORIN	SWE	Alonso	Dan Holland Racing	4	1:02.563	0.445	0.015	86,025
5	207	Ferenc KANCSAR	AUT	Birel	Kalman Motorsport	4	1:02.584	0.466	0.021	85,996
6	293	Sandor JAKAB	SVK	Birel	Kalman Motorsport	4	1:02.641	0.523	0.057	85,918
7	217	Glen VAN DROOGENBROE	BEL	Tonykart	Bouvin Power	4	1:02.643	0.525	0.002	85,915
8	325	Tom OLIPHANT	GBR	Kosmic	Paul Carr Racing	4	1:02.709	0.591	0.066	85,825
9	213	Thomas BENISRI	FRA	Sodikart	Sodikart Junior Team	5	1:02.731	0.613	0.022	85,795
10	273	Jonas FORS	SWE	Kosmic	Paul Carr Racing	4	1:02.951	0.833	0.220	85,495
11	321	Michael DAUPHIN	FRA	Tonykart	MD Consulting	5	1:02.971	0.853	0.020	85,468
12	225	Jeremie LESOUDIER	FRA	Kosmic	DSS Kart	5	1:02.991	0.873	0.020	85,441
13	311	Abdullah AL RAWAHI	OMA	DR	VPDR	4	1:03.001	0.883	0.010	85,427
14	303	Giorgio MAGGI	SUI	Tonykart	Blacky Racing	4	1:03.095	0.977	0.094	85,300
15	259	Nicolas PICOT	FRA	Sodikart	Kart Pro Racing	5	1:03.113	0.995	0.018	85,276
16	219	Andreas BACKMAN	SWE	Tonykart	Strawberry Racing	4	1:03.117	0.999	0.004	85,270
17	289	Pedro PINTO	POR	Intrepid	OZ Racing Team	4	1:03.491	1.373	0.374	84,768

Timekeeping Ingrid and Meik Wagner:

Clerk of the course Nigel Edwards:

Steward (Chairman) Ian Watson:

Chief Scrutineer Paul Klaassen:

www.mylaps.com

Licensed to: Motorsport Events

Printed: 15.09.2012 09:19:39

posted at:

h



Rotax Euro Challenge 2012 Salbris

Rotax Seniors

Salbris 1,495 Km

Warm up Odd Numbers

15.09.2012 09:10

Practice (5:00 Time) started at 9:13:31

Lap	Time of Day	Lap Tm	Diff	S1 Tm	S2 Tm	S3 Tm
(203) Edward BRAND						
1	9:15:26.207	1:07.865	+5.747	26.286	19.053	22.526
2	9:16:28.892	1:02.685	+0.567	21.969	18.455	22.261
3	9:17:31.600	1:02.708	+0.590	21.929	18.609	22.170
4	9:18:33.718	1:02.118		21.650	18.402	22.066

(205) Sean BABINGTON						
1	9:15:30.992	1:06.898	+4.718	25.183	19.098	22.617
2	9:16:34.003	1:03.011	+0.831	22.074	18.607	22.330
3	9:17:36.395	1:02.392	+0.212	21.862	18.396	22.134
4	9:18:38.575	1:02.180		21.656	18.354	22.170

(237) Sten Dorian PIIRIMAGI						
1	9:15:25.323	1:07.342	+4.794	24.837	19.765	22.740
2	9:16:29.024	1:03.701	+1.153	22.251	18.636	22.814
3	9:17:32.172	1:03.148	+0.600	22.366	18.527	22.255
4	9:18:34.720	1:02.548		21.852	18.489	22.207

(299) Philip MORIN						
1	9:15:26.860	1:07.440	+4.877	25.615	19.171	22.654
2	9:16:30.399	1:03.539	+0.976	22.504	18.732	22.303
3	9:17:33.876	1:03.477	+0.914	22.580	18.645	22.252
4	9:18:36.439	1:02.563		21.866	18.463	22.234

(207) Ferenc KANCARSAR						
1	9:15:27.846	1:06.665	+4.081	24.787	19.030	22.848
2	9:16:31.302	1:03.456	+0.872	22.002	18.929	22.525
3	9:17:34.017	1:02.715	+0.131	22.014	18.554	22.147
4	9:18:36.601	1:02.584		21.958	18.408	22.218

(293) Sandor JAKAB						
1	9:15:24.250	1:06.467	+3.826	24.574	19.128	22.765
2	9:16:27.430	1:03.180	+0.539	22.123	18.630	22.427
3	9:17:30.071	1:02.641		21.861	18.512	22.268
4	9:18:32.867	1:02.796	+0.155	21.955	18.474	22.367

(217) Glen VAN DROOGENBROECK						
1	9:15:25.522	1:08.065	+5.422	25.520	19.786	22.759
2	9:16:28.612	1:03.090	+0.447	22.249	18.581	22.260
3	9:17:31.364	1:02.752	+0.109	22.108	18.457	22.187
4	9:18:34.007	1:02.643		22.138	18.387	22.118

(325) Tom OLIPHANT						
1	9:15:23.851	1:06.148	+3.439	24.404	19.035	22.709
2	9:16:26.979	1:03.128	+0.419	22.170	18.604	22.354
3	9:17:29.818	1:02.839	+0.130	22.020	18.587	22.232
4	9:18:32.527	1:02.709		22.012	18.486	22.211

(213) Thomas BENISRI						
1	9:15:12.659	1:05.011	+2.280	23.290	18.980	22.741
2	9:16:16.005	1:03.346	+0.615	22.273	18.618	22.455
3	9:17:18.939	1:02.934	+0.203	22.113	18.474	22.347
4	9:18:21.844	1:02.905	+0.174	22.056	18.478	22.371
5	9:19:24.575	1:02.731		22.055	18.412	22.264

(273) Jonas FORS						
1	9:15:22.957	1:05.951	+3.000	23.510	19.005	23.436
2	9:16:28.389	1:05.432	+2.481	24.181	18.781	22.470
3	9:17:32.015	1:03.626	+0.675	22.742	18.549	22.335
4	9:18:34.966	1:02.951		22.167	18.544	22.240

(321) Michael DAUPHIN						
1	9:15:16.821	1:06.036	+3.065	23.880	19.162	22.994
2	9:16:20.688	1:03.867	+0.896	22.500	18.914	22.453
3	9:17:23.891	1:03.203	+0.232	22.197	18.708	22.298

Lap	Time of Day	Lap Tm	Diff	S1 Tm	S2 Tm	S3 Tm
4	9:18:26.908	1:03.017	+0.046	22.177	18.579	22.261
5	9:19:29.879	1:02.971		22.140	18.576	22.255

(225) Jeremie LESOUDIER						
1	9:15:14.071	1:05.948	+2.957	23.773	19.215	22.960
2	9:16:17.863	1:03.792	+0.801	22.487	18.773	22.532
3	9:17:21.056	1:03.193	+0.202	22.267	18.590	22.336
4	9:18:24.147	1:03.091	+0.100	22.209	18.564	22.318
5	9:19:27.138	1:02.991		22.146	18.532	22.313

(311) Abdullah AL RAWAHI						
1	9:15:27.404	1:06.733	+3.732	24.814	19.151	22.768
2	9:16:31.474	1:04.070	+1.069	22.316	18.841	22.913
3	9:17:34.475	1:03.001		22.053	18.627	22.321
4	9:18:37.641	1:03.166	+0.165	22.275	18.562	22.329

(303) Giorgio MAGGI						
1	9:15:22.933	1:05.631	+2.536	23.760	19.100	22.771
2	9:16:26.482	1:03.549	+0.454	22.550	18.615	22.384
3	9:17:29.577	1:03.095		22.331	18.542	22.222
4	9:18:33.074	1:03.497	+0.402	22.793	18.501	22.203

(259) Nicolas PICOT						
1	9:15:10.779	1:06.081	+2.968	24.052	19.174	22.855
2	9:16:14.513	1:03.734	+0.621	22.477	18.779	22.478
3	9:17:17.780	1:03.267	+0.154	22.260	18.693	22.314
4	9:18:20.893	1:03.113		22.235	18.580	22.298
5	9:19:24.110	1:03.217	+0.104	22.093	18.569	22.555

(219) Andreas BACKMAN						
1	9:15:27.017	1:06.631	+3.514	24.944	19.062	22.625
2	9:16:30.581	1:03.564	+0.447	22.420	18.853	22.291
3	9:17:33.698	1:03.117		22.285	18.601	22.231
4	9:18:36.900	1:03.202	+0.085	22.521	18.456	22.225

(289) Pedro PINTO						
1	9:15:26.117	1:08.686	+5.195	25.204	20.424	23.058
2	9:16:31.776	1:05.659	+2.168	23.147	19.900	22.612
3	9:17:35.267	1:03.491		22.346	18.693	22.452
4	9:18:39.005	1:03.738	+0.247	22.229	18.721	22.788





Rotax Euro Challenge 2012 Salbris

Rotax Seniors

Salbris 1,495 Km

RACE 1 Qualifying Heat 1 A-B

15.09.2012 10:10

Race (9 Laps) started at 10:12:49

Pos	No.	Name	Nat.	Chassis	Race Team	Laps	Total Tm	Diff	Best Tm	In Lap	km/h	Points
1	232	James SINGLETON	GBR	CRG	Coles Racing	9	9:28.219		1:02.762	7	85,753	0
2	222	Pierce LEHANE	AUS	Alonso	Dan Holland Racing	9	9:28.405	0.186	1:02.781	7	85,727	2
3	213	Thomas BENISRI	FRA	Sodikart	Sodikart Junior Team	9	9:28.664	0.445	1:02.666	7	85,884	3
4	299	Philip MORIN	SWE	Alonso	Dan Holland Racing	9	9:31.421	3.202	1:02.795	5	85,707	4
5	325	Tom OLIPHANT	GBR	Kosmic	Paul Carr Racing	9	9:32.129	3.910	1:02.622	5	85,944	5
6	273	Jonas FORS	SWE	Kosmic	Paul Carr Racing	9	9:32.363	4.144	1:02.998	7	85,431	6
7	272	Jules COUSIN	FRA	FA Kart	DSS Kart	9	9:33.859	5.640	1:02.653	7	85,902	7
8	296	Josh HART	NZL	Praga	Uniq Racing	9	9:33.969	5.750	1:02.744	8	85,777	8
9	218	Nicolai NIELSEN	DEN	Kosmic	Star Karting	9	9:34.105	5.886	1:02.691	8	85,850	9
10	259	Nicolas PICOT	FRA	Sodikart	Kart Pro Racing	9	9:34.749	6.530	1:02.960	5	85,483	10
11	207	Ferenc KANCSAR	AUT	Birel	Kalman Motorsport	9	9:34.936	6.717	1:02.946	6	85,502	11
12	210	Antoine BARTHON	FRA	Alonso	Dan Holland Racing	9	9:35.220	7.001	1:02.842	9	85,643	12
13	219	Andreas BACKMAN	SWE	Tonykart	Strawberry Racing	9	9:36.099	7.880	1:03.055	9	85,354	13
14	321	Michael DAUPHIN	FRA	Tonykart	MD Consulting	9	9:36.821	8.602	1:03.036	5	85,380	14
15	220	Mathias SMITH	DEN	Kosmic	Star Karting	9	9:36.966	8.747	1:03.041	6	85,373	15
16	311	Abdullah AL RAWAHI	OMA	DR	VPDR	9	9:38.624	10.405	1:03.374	7	84,924	16
17	286	Lukasz BARTOSZUK	POL	Praga	Uniq Racing	9	9:43.719	15.500	1:03.351	9	84,955	17
18	244	Eva BENES	FRA	Kosmic	PKS	9	9:44.056	15.837	1:03.425	9	84,856	18
19	246	Sabedin Berat TURKER	TUR	Formula K	Protrain Racing	9	9:46.931	18.712	1:03.572	5	84,660	19
20	280	Brandon NILSSON	SWE	Exprit	Brandon Racing	3	3:42.181	6 Laps	1:07.056	3	80,261	20

Announcements

These results are provisional until the conclusion of any judicial and technical matters

Started: 20 Classified: 20 Not classified: 0

Margin of Victory	Ø km/h	Best Lap Tm	km/h	Best Lap by
0.186	85,245	1:02.622	85,944	325 - Tom OLIPHANT

Official Timing www.camp-company.de / www.motorsport-events.se

Orbits

Timekeeping Ingrid and Meik Wagner:

Clerk of the course Nigel Edwards:

www.mylaps.com

Steward (Chairman) Ian Watson:

Chief Scrutineer Paul Klaassen:

Licensed to: Motorsport Events

Printed: 15.09.2012 10:23:44

posted at:

h



Rotax Euro Challenge 2012 Salbris

Rotax Seniors

Salbris 1,495 Km

RACE 1 Qualifying Heat 1 A-B

15.09.2012 10:10

Race (9 Laps) started at 10:12:49

Lap	Time of Day	Lap Tm	Diff	S1 Tm	S2 Tm	S3 Tm
(232) James SINGLETON						
1	10:13:53.855	1:04.335	+1.573	23.079	18.664	22.592
2	10:14:57.447	1:03.592	+0.830	22.424	18.699	22.469
3	10:16:00.643	1:03.196	+0.434	22.117	18.616	22.463
4	10:17:03.652	1:03.009	+0.247	22.094	18.550	22.365
5	10:18:06.448	1:02.796	+0.034	21.986	18.500	22.310
6	10:19:09.280	1:02.832	+0.070	22.069	18.461	22.302
7	10:20:12.042	1:02.762		22.013	18.458	22.291
8	10:21:14.838	1:02.796	+0.034	22.003	18.456	22.337
9	10:22:17.739	1:02.901	+0.139	21.995	18.497	22.409

Lap	Time of Day	Lap Tm	Diff	S1 Tm	S2 Tm	S3 Tm
(272) Jules COUSIN						
1	10:13:56.074	1:06.185	+3.532	24.764	18.814	22.607
2	10:14:59.208	1:03.134	+0.481	22.140	18.636	22.358
3	10:16:03.302	1:04.094	+1.441	22.047	18.957	23.090
4	10:17:06.256	1:02.954	+0.301	21.999	18.530	22.425
5	10:18:08.977	1:02.721	+0.068	21.979	18.507	22.235
6	10:19:12.600	1:03.630	+0.977	22.326	18.862	22.442
7	10:20:15.260	1:02.653		22.013	18.481	22.159
8	10:21:18.645	1:03.385	+0.732	22.457	18.602	22.326
9	10:22:23.379	1:04.734	+2.081	22.920	19.117	22.697

Lap	Time of Day	Lap Tm	Diff	S1 Tm	S2 Tm	S3 Tm
(222) Pierce LEHANE						
1	10:13:54.258	1:04.692	+1.911	23.463	18.747	22.482
2	10:14:57.679	1:03.421	+0.640	22.382	18.670	22.369
3	10:16:00.951	1:03.272	+0.491	22.170	18.717	22.385
4	10:17:03.875	1:02.924	+0.143	21.967	18.581	22.376
5	10:18:06.701	1:02.826	+0.045	21.922	18.563	22.341
6	10:19:09.526	1:02.825	+0.044	21.989	18.557	22.279
7	10:20:12.307	1:02.781		21.982	18.468	22.331
8	10:21:15.123	1:02.816	+0.035	22.020	18.506	22.290
9	10:22:17.925	1:02.802	+0.021	21.994	18.528	22.280

Lap	Time of Day	Lap Tm	Diff	S1 Tm	S2 Tm	S3 Tm
(296) Josh HART						
1	10:13:54.031	1:04.405	+1.661	23.215	18.704	22.486
2	10:14:57.928	1:03.897	+1.153	22.465	18.911	22.521
3	10:16:02.584	1:04.656	+1.912	22.855	19.299	22.502
4	10:17:05.645	1:03.061	+0.317	22.193	18.565	22.303
5	10:18:08.426	1:02.781	+0.037	21.918	18.576	22.287
6	10:19:12.881	1:04.455	+1.711	22.730	19.114	22.611
7	10:20:16.530	1:03.649	+0.905	22.737	18.548	22.364
8	10:21:19.274	1:02.744		21.866	18.499	22.379
9	10:22:23.489	1:04.215	+1.471	22.494	19.038	22.683

Lap	Time of Day	Lap Tm	Diff	S1 Tm	S2 Tm	S3 Tm
(213) Thomas BENISRI						
1	10:13:54.569	1:04.884	+2.218	23.648	18.720	22.516
2	10:14:58.009	1:03.440	+0.774	22.327	18.710	22.403
3	10:16:01.513	1:03.504	+0.838	22.476	18.673	22.355
4	10:17:04.312	1:02.799	+0.133	22.023	18.552	22.224
5	10:18:07.043	1:02.731	+0.065	21.999	18.477	22.255
6	10:19:09.795	1:02.752	+0.086	21.978	18.488	22.286
7	10:20:12.461	1:02.666		21.991	18.440	22.235
8	10:21:15.311	1:02.850	+0.184	22.039	18.523	22.288
9	10:22:18.184	1:02.873	+0.207	22.007	18.544	22.322

Lap	Time of Day	Lap Tm	Diff	S1 Tm	S2 Tm	S3 Tm
(218) Nicolai NIELSEN						
1	10:13:57.470	1:07.328	+4.637	25.397	19.188	22.743
2	10:15:01.384	1:03.914	+1.223	22.739	18.739	22.436
3	10:16:04.516	1:03.132	+0.441	22.168	18.623	22.341
4	10:17:07.385	1:02.869	+0.178	22.032	18.529	22.308
5	10:18:10.137	1:02.752	+0.061	21.950	18.479	22.323
6	10:19:12.959	1:02.822	+0.131	21.965	18.479	22.378
7	10:20:16.164	1:03.205	+0.514	22.368	18.527	22.310
8	10:21:18.855	1:02.691		21.916	18.446	22.329
9	10:22:23.625	1:04.770	+2.079	22.819	19.310	22.641

Lap	Time of Day	Lap Tm	Diff	S1 Tm	S2 Tm	S3 Tm
(299) Philip MORIN						
1	10:13:55.225	1:05.431	+2.636	24.109	18.828	22.494
2	10:14:58.456	1:03.231	+0.436	22.122	18.730	22.379
3	10:16:02.336	1:03.880	+1.085	22.535	18.959	22.386
4	10:17:05.433	1:03.097	+0.302	22.113	18.654	22.330
5	10:18:08.228	1:02.795		21.990	18.511	22.294
6	10:19:11.688	1:03.460	+0.665	22.433	18.640	22.387
7	10:20:14.567	1:02.879	+0.084	22.059	18.523	22.297
8	10:21:17.684	1:03.117	+0.322	22.221	18.549	22.347
9	10:22:20.941	1:03.257	+0.462	22.218	18.570	22.469

Lap	Time of Day	Lap Tm	Diff	S1 Tm	S2 Tm	S3 Tm
(259) Nicolas PICOT						
1	10:13:57.307	1:06.691	+3.731	24.751	19.269	22.671
2	10:15:01.197	1:03.890	+0.930	22.811	18.706	22.373
3	10:16:04.740	1:03.543	+0.583	22.644	18.588	22.311
4	10:17:08.329	1:03.589	+0.629	22.558	18.742	22.289
5	10:18:11.289	1:02.960		22.243	18.572	22.145
6	10:19:14.350	1:03.061	+0.101	22.075	18.651	22.335
7	10:20:17.769	1:03.419	+0.459	22.493	18.622	22.304
8	10:21:20.945	1:03.176	+0.216	22.294	18.613	22.269
9	10:22:24.269	1:03.324	+0.364	22.183	18.758	22.383

Lap	Time of Day	Lap Tm	Diff	S1 Tm	S2 Tm	S3 Tm
(325) Tom OLIPHANT						
1	10:13:56.507	1:06.102	+3.480	24.561	19.023	22.518
2	10:14:59.537	1:03.030	+0.408	22.168	18.603	22.259
3	10:16:02.951	1:03.414	+0.792	22.228	18.609	22.577
4	10:17:06.027	1:03.076	+0.454	22.096	18.526	22.454
5	10:18:08.649	1:02.622		21.916	18.436	22.270
6	10:19:12.053	1:03.404	+0.782	22.260	18.742	22.402
7	10:20:14.942	1:02.889	+0.267	22.062	18.542	22.285
8	10:21:18.428	1:03.486	+0.864	22.651	18.587	22.248
9	10:22:21.649	1:03.221	+0.599	22.345	18.572	22.304

Lap	Time of Day	Lap Tm	Diff	S1 Tm	S2 Tm	S3 Tm
(207) Ferenc KANCSAR						
1	10:13:57.675	1:07.642	+4.696	24.859	19.932	22.851
2	10:15:01.662	1:03.987	+1.041	22.764	18.816	22.407
3	10:16:04.981	1:03.319	+0.373	22.305	18.691	22.323
4	10:17:08.624	1:03.643	+0.697	22.709	18.617	22.317
5	10:18:11.621	1:02.997	+0.051	22.160	18.540	22.297
6	10:19:14.567	1:02.946		21.993	18.600	22.353
7	10:20:17.941	1:03.374	+0.428	22.121	18.596	22.657
8	10:21:21.241	1:03.300	+0.354	22.298	18.662	22.340
9	10:22:24.456	1:03.215	+0.269	22.080	18.654	22.481

Lap	Time of Day	Lap Tm	Diff	S1 Tm	S2 Tm	S3 Tm
(273) Jonas FORS						
1	10:13:54.817	1:05.029	+2.031	23.624	18.830	22.575
2	10:14:58.217	1:03.400	+0.402	22.229	18.735	22.436
3	10:16:01.719	1:03.502	+0.504	22.363	18.695	22.444
4	10:17:04.817	1:03.098	+0.100	22.122	18.657	22.319
5	10:18:07.985	1:03.168	+0.170	22.083	18.688	22.397
6	10:19:11.836	1:03.851	+0.853	22.793	18.651	22.407
7	10:20:14.834	1:02.998		21.970	18.625	22.403
8	10:21:18.248	1:03.414	+0.416	22.470	18.567	22.377
9	10:22:21.883	1:03.635	+0.637	22.698	18.645	22.292

Lap	Time of Day	Lap Tm	Diff	S1 Tm	S2 Tm	S3 Tm
(210) Antoine BARTHON						
1	10:13:57.853	1:07.729	+4.887	25.854	18.957	22.918
2	10:15:01.914	1:04.061	+1.219	22.706	18.954	22.401
3	10:16:05.370	1:03.456	+0.614	22.290	18.780	22.386
4	10:17:08.896	1:03.526	+0.684	22.524	18.709	22.293
5	10:18:12.268	1:03.372	+0.530	22.423	18.680	22.269
6	10:19:15.830	1:03.562	+0.720	22.122	18.977	22.463
7	10:20:19.003	1:03.173	+0.331	22.287	18.574	22.312
8	10:21:21.898	1:02.895	+0.053	22.025	18.560	22.310
9	10:22:24.740	1:02.842		21.947	18.580	22.315



Rotax Euro Challenge 2012 Salbris

Rotax Seniors

Salbris 1,495 Km

RACE 1 Qualifying Heat 1 A-B

15.09.2012 10:10

Race (9 Laps) started at 10:12:49

Lap	Time of Day	Lap Tm	Diff	S1 Tm	S2 Tm	S3 Tm	Lap	Time of Day	Lap Tm	Diff	S1 Tm	S2 Tm	S3 Tm
(219) Andreas BACKMAN							(246) Sabedin Berat TURKER						
1	10:13:58.055	1:07.609	+4.554	25.934	19.038	22.637	1	10:13:59.321	1:08.299	+4.727	26.131	19.382	22.786
2	10:15:02.059	1:04.004	+0.949	22.783	18.852	22.369	2	10:15:03.443	1:04.122	+0.550	22.665	18.925	22.532
3	10:16:05.487	1:03.428	+0.373	22.225	18.833	22.370	3	10:16:09.145	1:05.702	+2.130	22.522	20.633	22.547
4	10:17:09.041	1:03.554	+0.499	22.503	18.782	22.269	4	10:17:13.364	1:04.219	+0.647	22.463	19.116	22.640
5	10:18:12.448	1:03.407	+0.352	22.104	18.977	22.326	5	10:18:16.936	1:03.572		22.310	18.805	22.457
6	10:19:15.980	1:03.532	+0.477	22.022	18.766	22.744	6	10:19:20.982	1:04.046	+0.474	22.421	18.873	22.752
7	10:20:19.404	1:03.424	+0.369	22.361	18.727	22.336	7	10:20:25.899	1:04.917	+1.345	22.544	19.306	23.067
8	10:21:22.564	1:03.160	+0.105	22.152	18.659	22.349	8	10:21:32.726	1:06.827	+3.255	25.245	18.865	22.717
9	10:22:25.619	1:03.055		22.076	18.588	22.391	9	10:22:36.451	1:03.725	+0.153	22.378	18.734	22.613
(321) Michael DAUPHIN							(280) Brandon NILSSON						
1	10:13:57.932	1:07.597	+4.561	25.805	19.127	22.665	1	10:13:59.967	1:09.359	+2.303	27.586	19.217	22.556
2	10:15:02.319	1:04.387	+1.351	23.010	19.023	22.354	2	10:15:24.645	1:24.678	+17.622	22.645	19.191	42.842
3	10:16:06.459	1:04.140	+1.104	23.048	18.725	22.367	3	10:16:31.701	1:07.056		24.343	19.672	23.041
4	10:17:09.550	1:03.091	+0.055	22.262	18.559	22.270							
5	10:18:12.586	1:03.036		22.132	18.578	22.326							
6	10:19:16.081	1:03.495	+0.459	22.116	18.791	22.588							
7	10:20:19.611	1:03.530	+0.494	22.479	18.723	22.328							
8	10:21:22.743	1:03.132	+0.096	22.136	18.691	22.305							
9	10:22:26.341	1:03.598	+0.562	22.322	18.705	22.571							
(220) Mathias SMITH													
1	10:13:58.360	1:07.655	+4.614	25.879	19.030	22.746							
2	10:15:02.814	1:04.454	+1.413	23.037	18.884	22.533							
3	10:16:07.021	1:04.207	+1.166	22.921	18.711	22.575							
4	10:17:10.212	1:03.191	+0.150	22.261	18.552	22.378							
5	10:18:13.259	1:03.047	+0.006	22.134	18.534	22.379							
6	10:19:16.300	1:03.041		22.128	18.515	22.398							
7	10:20:19.805	1:03.505	+0.464	22.498	18.616	22.391							
8	10:21:22.949	1:03.144	+0.103	22.104	18.654	22.386							
9	10:22:26.486	1:03.537	+0.496	22.243	18.696	22.598							
(311) Abdullah AL RAWAHI													
1	10:13:58.612	1:07.848	+4.474	25.959	19.163	22.726							
2	10:15:02.580	1:03.968	+0.594	22.650	18.915	22.403							
3	10:16:07.336	1:04.756	+1.382	22.941	19.009	22.806							
4	10:17:10.885	1:03.549	+0.175	22.139	18.816	22.594							
5	10:18:14.338	1:03.453	+0.079	22.231	18.621	22.601							
6	10:19:17.802	1:03.464	+0.090	22.190	18.645	22.629							
7	10:20:21.176	1:03.374		22.253	18.642	22.479							
8	10:21:24.737	1:03.561	+0.187	22.250	18.775	22.536							
9	10:22:28.144	1:03.407	+0.033	22.154	18.721	22.532							
(286) Lukasz BARTOSZUK													
1	10:13:59.787	1:08.957	+5.606	26.665	19.412	22.880							
2	10:15:04.825	1:05.038	+1.687	22.692	19.602	22.744							
3	10:16:10.087	1:05.262	+1.911	22.361	20.273	22.628							
4	10:17:13.679	1:03.592	+0.241	22.101	18.864	22.627							
5	10:18:17.633	1:03.954	+0.603	22.624	18.733	22.597							
6	10:19:21.270	1:03.637	+0.286	22.188	18.694	22.755							
7	10:20:26.137	1:04.867	+1.516	22.524	19.352	22.991							
8	10:21:29.888	1:03.751	+0.400	22.409	18.796	22.546							
9	10:22:33.239	1:03.351		22.152	18.651	22.548							
(244) Eva BENES													
1	10:13:59.486	1:08.570	+5.145	26.443	19.378	22.749							
2	10:15:03.620	1:04.134	+0.709	22.815	18.884	22.435							
3	10:16:09.326	1:05.706	+2.281	22.499	20.634	22.573							
4	10:17:13.489	1:04.163	+0.738	22.378	19.128	22.657							
5	10:18:17.061	1:03.572	+0.147	22.358	18.820	22.394							
6	10:19:21.059	1:03.998	+0.573	22.521	18.762	22.715							
7	10:20:25.669	1:04.610	+1.185	22.572	19.309	22.729							
8	10:21:30.151	1:04.482	+1.057	23.310	18.702	22.470							
9	10:22:33.576	1:03.425		22.222	18.756	22.447							



Rotax Euro Challenge 2012 Salbris

Rotax Seniors

Salbris 1,495 Km

RACE 2 Qualifying Heat 2 C-D

15.09.2012 10:30

Race (9 Laps) started at 10:32:55

Pos	No.	Name	Nat.	Chassis	Race Team	Laps	Total Tm	Diff	Best Tm	In Lap	km/h	Points
1	205	Sean BABINGTON	GBR	Alonso	Dan Holland Racing	9	9:30.140		1:02.760	7	85,755	0
2	254	Harrison SCOTT	GBR	Tonykart	Strawberry Racing	9	9:31.612	1.472	1:02.881	9	85,590	2
3	326	Jack BARLOW	GBR	Tonykart	Strawberry Racing	9	9:31.897	1.757	1:02.670	5	85,878	3
4	212	Jiri FORMAN	GBR	Formula K	Protrain Racing	9	9:32.109	1.969	1:02.806	9	85,692	4
5	217	Glen VAN DROOGENBROEC	BEL	Tonykart	Bouvin Power	9	9:32.779	2.639	1:02.771	5	85,740	5
6	260	Bas DE LAAT	NED	Gillard	PDB Racing Team	9	9:33.302	3.162	1:02.782	7	85,725	6
7	203	Edward BRAND	GBR	Formula K	Formula K Europe	9	9:33.396	3.256	1:02.513	7	86,094	7
8	252	Juuso PYKALAINEN	FIN	Tonykart	MPT Racing	9	9:33.742	3.602	1:02.993	6	85,438	8
9	320	Xavier POZZOLI	FRA	Kosmic	Sonic Racing Kart	9	9:36.795	6.655	1:02.734	5	85,791	9
10	216	Bryan EERDEN	NED	Gillard	PDB Kart Racing	9	9:39.668	9.528	1:03.248	5	85,094	10
11	293	Sandor JAKAB	SVK	Birel	Kalman Motorsport	9	9:39.737	9.597	1:02.994	5	85,437	11
12	302	Kevin MINIER	FRA	Tonykart	MD Competition	9	9:40.142	10.002	1:03.091	8	85,305	12
13	225	Jeremie LESOUDIER	FRA	Kosmic	DSS Kart	9	9:40.278	10.138	1:03.112	8	85,277	13
14	324	Alexander ZENKIN	RUS	Formula K	Formula K Europe	9	9:42.315	12.175	1:03.560	6	84,676	14
15	288	Cecile MARTINI	FRA	Sodikart	Martini Racing	9	9:44.680	14.540	1:03.915	4	84,206	15
16	237	Sten Dorian PIIRIMAGI	EST	Tonykart	Aix Racing Team	7	7:34.785	2 Laps	1:03.038	5	85,377	16
17	290	Ukyo SASAHARA	JPN	DR	VPDR	5	5:23.927	4 Laps	1:02.896	5	85,570	17
18	230	Charlie TURNER	GBR	CRG	Coles Racing	2	2:10.092	7 Laps	1:03.878	2	84,254	18
19	322	Andreas GIAKAS	GRE	Birel	Kalman Motorsport		0.869	9 Laps		0	-	19

Not classified

DNS	238	Alexandre FINKELSTEIN	FRA	Tonykart	MD Competition			DNS		0	-	21
-----	-----	-----------------------	-----	----------	----------------	--	--	-----	--	---	---	----

Announcements

These results are provisional until the conclusion of any judicial and technical matters

Started: 19 Classified: 19 Not classified: 0

Margin of Victory	Ø km/h	Best Lap Tm	km/h	Best Lap by
1.472	84,958	1:02.513	86,094	203 - Edward BRAND

Official Timing www.camp-company.de / www.motorsport-events.se

Orbits

Timekeeping Ingrid and Meik Wagner:

Clerk of the course Nigel Edwards:

www.mylaps.com

Steward (Chairman) Ian Watson:

Chief Scrutineer Paul Klaassen:

Licensed to: Motorsport Events

Printed: 15.09.2012 10:43:54

posted at:

h



Rotax Euro Challenge 2012 Salbris

Rotax Seniors

Salbris 1,495 Km

RACE 2 Qualifying Heat 2 C-D

15.09.2012 10:30

Race (9 Laps) started at 10:32:55

Lap	Time of Day	Lap Tm	Diff	S1 Tm	S2 Tm	S3 Tm
(205) Sean BABINGTON						
1	10:33:59.523	1:04.478	+1.718	23.034	18.840	22.604
2	10:35:03.888	1:04.365	+1.605	22.431	19.381	22.553
3	10:36:07.699	1:03.811	+1.051	22.698	18.737	22.376
4	10:37:10.664	1:02.965	+0.205	22.085	18.557	22.323
5	10:38:13.576	1:02.912	+0.152	22.022	18.514	22.376
6	10:39:16.451	1:02.875	+0.115	22.011	18.542	22.322
7	10:40:19.211	1:02.760		21.989	18.491	22.280
8	10:41:21.973	1:02.762	+0.002	21.935	18.546	22.281
9	10:42:25.185	1:03.212	+0.452	22.058	18.642	22.512

Lap	Time of Day	Lap Tm	Diff	S1 Tm	S2 Tm	S3 Tm
(254) Harrison SCOTT						
1	10:33:59.900	1:04.847	+1.966	23.366	18.872	22.609
2	10:35:03.549	1:03.649	+0.768	22.169	18.913	22.567
3	10:36:07.915	1:04.366	+1.485	23.113	18.787	22.466
4	10:37:11.128	1:03.213	+0.332	22.104	18.703	22.406
5	10:38:14.356	1:03.228	+0.347	22.107	18.646	22.475
6	10:39:17.367	1:03.011	+0.130	22.065	18.582	22.364
7	10:40:20.741	1:03.374	+0.493	22.047	18.893	22.434
8	10:41:23.776	1:03.035	+0.154	22.123	18.579	22.333
9	10:42:26.657	1:02.881		21.968	18.573	22.340

Lap	Time of Day	Lap Tm	Diff	S1 Tm	S2 Tm	S3 Tm
(326) Jack BARLOW						
1	10:34:02.264	1:06.600	+3.930	24.563	19.258	22.779
2	10:35:05.784	1:03.520	+0.850	22.165	18.830	22.525
3	10:36:09.567	1:03.783	+1.113	22.672	18.715	22.396
4	10:37:12.373	1:02.806	+0.136	21.919	18.605	22.282
5	10:38:15.043	1:02.670		21.847	18.540	22.283
6	10:39:18.194	1:03.151	+0.481	22.168	18.645	22.338
7	10:40:21.077	1:02.883	+0.213	22.017	18.587	22.279
8	10:41:24.220	1:03.143	+0.473	22.169	18.616	22.358
9	10:42:26.942	1:02.722	+0.052	21.862	18.550	22.310

Lap	Time of Day	Lap Tm	Diff	S1 Tm	S2 Tm	S3 Tm
(212) Jiri FORMAN						
1	10:34:00.150	1:05.014	+2.208	23.646	18.854	22.514
2	10:35:03.682	1:03.532	+0.726	22.277	18.814	22.441
3	10:36:08.160	1:04.478	+1.672	22.739	19.239	22.500
4	10:37:11.299	1:03.139	+0.333	22.150	18.647	22.342
5	10:38:14.554	1:03.255	+0.449	22.208	18.583	22.464
6	10:39:17.553	1:02.999	+0.193	22.101	18.612	22.286
7	10:40:20.965	1:03.412	+0.606	21.988	18.881	22.543
8	10:41:24.348	1:03.383	+0.577	22.136	18.954	22.293
9	10:42:27.154	1:02.806		22.026	18.530	22.250

Lap	Time of Day	Lap Tm	Diff	S1 Tm	S2 Tm	S3 Tm
(217) Glen VAN DROOGENBROECK						
1	10:34:01.663	1:06.181	+3.410	24.419	19.217	22.545
2	10:35:05.328	1:03.665	+0.894	22.196	19.064	22.405
3	10:36:09.221	1:03.893	+1.122	22.743	18.794	22.356
4	10:37:12.013	1:02.792	+0.021	21.983	18.551	22.258
5	10:38:14.784	1:02.771		21.905	18.606	22.260
6	10:39:18.447	1:03.663	+0.892	22.297	18.970	22.396
7	10:40:21.225	1:02.778	+0.007	21.925	18.598	22.255
8	10:41:24.895	1:03.670	+0.899	22.722	18.615	22.333
9	10:42:27.824	1:02.929	+0.158	22.051	18.590	22.288

Lap	Time of Day	Lap Tm	Diff	S1 Tm	S2 Tm	S3 Tm
(260) Bas DE LAAT						
1	10:34:01.134	1:05.829	+3.047	24.008	19.096	22.725
2	10:35:05.602	1:04.468	+1.686	22.499	19.465	22.504
3	10:36:10.049	1:04.447	+1.665	23.163	18.891	22.393
4	10:37:13.078	1:03.029	+0.247	22.111	18.579	22.339
5	10:38:16.305	1:03.227	+0.445	22.283	18.616	22.328
6	10:39:19.202	1:02.897	+0.115	21.990	18.581	22.326
7	10:40:21.984	1:02.782		21.929	18.558	22.295
8	10:41:25.109	1:03.125	+0.343	22.233	18.603	22.289
9	10:42:28.347	1:03.238	+0.456	22.072	18.712	22.454

Lap	Time of Day	Lap Tm	Diff	S1 Tm	S2 Tm	S3 Tm
(203) Edward BRAND						
1	10:34:03.111	1:07.877	+5.364	25.800	19.295	22.782
2	10:35:07.100	1:03.989	+1.476	22.843	18.661	22.485
3	10:36:10.236	1:03.136	+0.623	21.973	18.829	22.334
4	10:37:13.250	1:03.014	+0.501	22.027	18.622	22.365
5	10:38:16.080	1:02.830	+0.317	21.889	18.633	22.308
6	10:39:18.871	1:02.791	+0.278	21.884	18.505	22.402
7	10:40:21.384	1:02.513		21.745	18.516	22.252
8	10:41:25.402	1:04.018	+1.505	23.157	18.611	22.250
9	10:42:28.441	1:03.039	+0.526	21.893	18.699	22.447

Lap	Time of Day	Lap Tm	Diff	S1 Tm	S2 Tm	S3 Tm
(252) Juuso PYKALAINEN						
1	10:34:02.110	1:06.523	+3.530	24.414	19.395	22.714
2	10:35:06.069	1:03.959	+0.966	22.764	18.720	22.475
3	10:36:10.499	1:04.430	+1.437	22.781	18.938	22.711
4	10:37:13.608	1:03.109	+0.116	22.093	18.653	22.363
5	10:38:16.694	1:03.086	+0.093	22.018	18.626	22.442
6	10:39:19.687	1:02.993		21.996	18.634	22.363
7	10:40:22.786	1:03.099	+0.106	22.037	18.597	22.465
8	10:41:25.788	1:03.002	+0.009	22.020	18.634	22.348
9	10:42:28.787	1:02.999	+0.006	21.966	18.625	22.408

Lap	Time of Day	Lap Tm	Diff	S1 Tm	S2 Tm	S3 Tm
(320) Xavier POZZOLI						
1	10:34:05.496	1:09.999	+7.265	28.312	19.113	22.574
2	10:35:09.216	1:03.720	+0.986	22.589	18.756	22.375
3	10:36:13.442	1:04.226	+1.492	22.611	18.880	22.735
4	10:37:16.599	1:03.157	+0.423	22.334	18.553	22.270
5	10:38:19.333	1:02.734		21.986	18.474	22.274
6	10:39:22.297	1:02.964	+0.230	21.996	18.675	22.293
7	10:40:25.136	1:02.839	+0.105	22.059	18.481	22.299
8	10:41:28.029	1:02.893	+0.159	22.075	18.542	22.276
9	10:42:31.840	1:03.811	+1.077	22.098	18.827	22.886

Lap	Time of Day	Lap Tm	Diff	S1 Tm	S2 Tm	S3 Tm
(216) Bryan EERDEN						
1	10:34:03.881	1:08.488	+5.240	26.502	19.298	22.688
2	10:35:08.000	1:04.119	+0.871	22.659	18.998	22.462
3	10:36:11.944	1:03.944	+0.696	22.666	18.791	22.487
4	10:37:15.441	1:03.497	+0.249	22.326	18.651	22.520
5	10:38:18.689	1:03.248		22.216	18.626	22.406
6	10:39:24.179	1:05.490	+2.242	22.144	20.417	22.929
7	10:40:27.670	1:03.491	+0.243	22.381	18.652	22.458
8	10:41:30.947	1:03.277	+0.029	22.263	18.550	22.464
9	10:42:34.713	1:03.766	+0.518	22.299	18.925	22.542

Lap	Time of Day	Lap Tm	Diff	S1 Tm	S2 Tm	S3 Tm
(293) Sandor JAKAB						
1	10:34:04.831	1:09.616	+6.622	27.752	19.149	22.715
2	10:35:08.602	1:03.771	+0.777	22.435	18.753	22.583
3	10:36:13.823	1:05.221	+2.227	22.928	18.847	23.446
4	10:37:17.351	1:03.528	+0.534	22.373	18.690	22.465
5	10:38:20.345	1:02.994		21.947	18.592	22.455
6	10:39:24.892	1:04.547	+1.553	22.268	19.133	23.146
7	10:40:28.010	1:03.118	+0.124	21.991	18.681	22.446
8	10:41:31.260	1:03.250	+0.256	22.154	18.602	22.494
9	10:42:34.782	1:03.522	+0.528	22.099	18.949	22.474

Lap	Time of Day	Lap Tm	Diff	S1 Tm	S2 Tm	S3 Tm
(302) Kevin MINIER						
1	10:34:05.866	1:09.813	+6.722	27.526	19.468	22.819
2	10:35:10.528	1:04.662	+1.571	22.383	19.069	23.210
3	10:36:14.583	1:04.055	+0.964	22.793	18.674	22.588
4	10:37:17.872	1:03.289	+0.198	22.184	18.636	22.469
5	10:38:21.849	1:03.977	+0.886	22.569	18.878	22.530
6	10:39:25.332	1:03.483	+0.392	22.254	18.614	22.615
7	10:40:28.823	1:03.491	+0.400	22.115	18.583	22.793
8	10:41:31.914	1:03.091		22.089	18.580	22.422
9	10:42:35.187	1:03.273	+0.182	22.054	18.726	22.493



Rotax Euro Challenge 2012 Salbris

Rotax Seniors

Salbris 1,495 Km

RACE 2 Qualifying Heat 2 C-D

15.09.2012 10:30

Race (9 Laps) started at 10:32:55

Lap	Time of Day	Lap Tm	Diff	S1 Tm	S2 Tm	S3 Tm	Lap	Time of Day	Lap Tm	Diff	S1 Tm	S2 Tm	S3 Tm
(225) Jeremie LESOUDIER													
1	10:34:06.212	1:10.497	+7.385	28.526	19.230	22.741							
2	10:35:10.219	1:04.007	+0.895	22.315	19.014	22.678							
3	10:36:14.737	1:04.518	+1.406	22.957	18.996	22.565							
4	10:37:18.066	1:03.329	+0.217	22.333	18.602	22.394							
5	10:38:21.613	1:03.547	+0.435	22.460	18.578	22.509							
6	10:39:24.974	1:03.361	+0.249	22.218	18.538	22.605							
7	10:40:29.032	1:04.058	+0.946	22.171	18.577	23.310							
8	10:41:32.144	1:03.112		22.049	18.687	22.376							
9	10:42:35.323	1:03.179	+0.067	22.096	18.631	22.452							
(324) Alexander ZENKIN													
1	10:34:04.291	1:08.417	+4.857	26.187	19.287	22.943							
2	10:35:08.453	1:04.162	+0.602	22.553	18.903	22.706							
3	10:36:13.377	1:04.924	+1.364	23.214	18.856	22.854							
4	10:37:17.655	1:04.278	+0.718	23.139	18.673	22.466							
5	10:38:22.534	1:04.879	+1.319	23.516	18.763	22.600							
6	10:39:26.094	1:03.560		22.361	18.606	22.593							
7	10:40:29.677	1:03.583	+0.023	22.305	18.653	22.625							
8	10:41:33.737	1:04.060	+0.500	22.707	18.654	22.699							
9	10:42:37.360	1:03.623	+0.063	22.356	18.705	22.562							
(288) Cecile MARTINI													
1	10:34:04.705	1:08.879	+4.964	25.817	19.918	23.144							
2	10:35:10.307	1:05.602	+1.687	23.315	19.421	22.866							
3	10:36:15.151	1:04.844	+0.929	23.346	18.935	22.563							
4	10:37:19.066	1:03.915		22.459	18.879	22.577							
5	10:38:23.063	1:03.997	+0.082	22.463	18.852	22.682							
6	10:39:27.358	1:04.295	+0.380	22.617	18.809	22.869							
7	10:40:31.598	1:04.240	+0.325	22.729	18.835	22.676							
8	10:41:35.723	1:04.125	+0.210	22.566	18.909	22.650							
9	10:42:39.725	1:04.002	+0.087	22.632	18.781	22.589							
(237) Sten Dorian PIIRIMAGI													
1	10:34:03.069	1:07.272	+4.234	25.015	19.374	22.883							
2	10:35:08.302	1:05.233	+2.195	23.273	18.864	23.096							
3	10:36:13.725	1:05.423	+2.385	22.736	18.677	24.010							
4	10:37:17.072	1:03.347	+0.309	22.276	18.678	22.393							
5	10:38:20.110	1:03.038		21.973	18.573	22.492							
6	10:39:24.474	1:04.364	+1.326	22.576	18.854	22.934							
7	10:40:29.830	1:05.356	+2.318	22.220	18.742	24.394							
(290) Ukyo SASAHARA													
1	10:34:03.416	1:08.100	+5.204	25.605	19.831	22.664							
2	10:35:07.761	1:04.345	+1.449	23.210	18.736	22.399							
3	10:36:12.890	1:05.129	+2.233	23.418	18.673	23.038							
4	10:37:16.076	1:03.186	+0.290	22.223	18.614	22.349							
5	10:38:18.972	1:02.896		21.969	18.523	22.404							
(230) Charlie TURNER													
1	10:34:01.259	1:06.128	+2.250	24.255	19.301	22.572							
2	10:35:05.137	1:03.878		22.434	18.965	22.479							

Timekeeping Ingrid and Meik Wagner:

Clerk of the course Nigel Edwards:

www.mylaps.com

Steward (Chairman) Ian Watson:

Chief Scrutineer Paul Klaassen:

Licensed to: Motorsport Events

Printed: 15.09.2012 10:44:48

posted at:

h



Rotax Euro Challenge 2012 Salbris

Rotax Seniors

Salbris 1,495 Km

RACE 5 Qualifying Heat 3 A-E

15.09.2012 11:30

Race (9 Laps) started at 11:32:57

Pos	No.	Name	Nat.	Chassis	Race Team	Laps	Total Tm	Diff	Best Tm	In Lap	km/h	Points
1	232	James SINGLETON	GBR	CRG	Coles Racing	9	9:30.218		1:02.743	4	85,778	0
2	234	Ash HAND	GBR	Alonso	Dan Holland Racing	9	9:30.398	0.180	1:02.536	4	86,062	2
3	240	Petr BEZEL	CZE	MS Kart	MS Kart Racing Team	9	9:30.563	0.345	1:02.670	4	85,878	3
4	214	Michael COOL	BEL	Tonykart	Bouvin Power	9	9:30.838	0.620	1:02.695	4	85,844	4
5	296	Josh HART	NZL	Praga	Uniq Racing	9	9:30.998	0.780	1:02.669	4	85,880	5
6	272	Jules COUSIN	FRA	FA Kart	DSS Kart	9	9:35.199	4.981	1:02.836	4	85,652	6
7	219	Andreas BACKMAN	SWE	Tonykart	Strawberry Racing	9	9:35.508	5.290	1:02.596	6	85,980	7
8	273	Jonas FORS	SWE	Kosmic	Paul Carr Racing	9	9:35.649	5.431	1:02.708	7	85,826	8
9	321	Michael DAUPHIN	FRA	Tonykart	MD Consulting	9	9:36.108	5.890	1:02.826	5	85,665	9
10	289	Pedro PINTO	POR	Intrepid	QZ Racing Team	9	9:36.281	6.063	1:03.162	5	85,209	10
11	270	Santeri VARIS	FIN	Tonykart	JTL Racing	9	9:36.448	6.230	1:02.829	5	85,661	11
12	244	Eva BENES	FRA	Kosmic	PKS	9	9:36.538	6.320	1:03.181	3	85,184	12
13	278	Barrie PULLINGER	GBR	Alonso	Dan Holland Racing	9	9:44.408	14.190	1:02.803	5	85,697	13
14	311	Abdullah AL RAWAHI	OMA	DR	VPDR	9	9:55.624	25.406	1:03.561	7	84,675	14
15	250	Ludvig MORIN	SWE	Kosmic	Paul Carr Racing	5	6:01.697	4 Laps	1:04.475	5	83,474	15
16	210	Antoine BARTHON	FRA	Alonso	Dan Holland Racing		0.406	9 Laps		0	-	16
17	303	Giorgio MAGGI	SUI	Tonykart	Blacky Racing		0.444	9 Laps		0	-	17
18	280	Brandon NILSSON	SWE	Exprit	Brandon Racing		0.853	9 Laps		0	-	18
Not classified												
DNS	294	Makino TADASUKE	JPN	Birel	Kalman Motorsport			DNS		0	-	21

Announcements

These results are provisional until the conclusion of any judicial and technical matters

No. 321 warning board

Started: 18 Classified: 18 Not classified: 0

Margin of Victory	Ø km/h	Best Lap Tm	km/h	Best Lap by
0.180	84,946	1:02.536	86,062	234 - Ash HAND

Official Timing www.camp-company.de / www.motorsport-events.se

Orbits

Timekeeping Ingrid and Meik Wagner:

Clerk of the course Nigel Edwards:

www.mylaps.com

Steward (Chairman) Ian Watson:

Chief Scrutineer Paul Klaassen:

Licensed to: Motorsport Events

Printed: 15.09.2012 11:44:45

posted at:

h



Rotax Euro Challenge 2012 Salbris

Rotax Seniors

Salbris 1,495 Km

RACE 5 Qualifying Heat 3 A-E

15.09.2012 11:30

Race (9 Laps) started at 11:32:57

Table with 15 columns (Lap, Time of Day, Lap Tm, Diff, S1 Tm, S2 Tm, S3 Tm) and multiple rows for drivers: (232) James SINGLETON, (219) Andreas BACKMAN, (234) Ash HAND, (273) Jonas FORS, (240) Petr BEZEL, (321) Michael DAUPHIN, (214) Michael COOL, (289) Pedro PINTO, (296) Josh HART, (270) Santeri VARIS, (272) Jules COUSIN, (244) Eva BENES. Each row shows lap times and cumulative times for 9 laps.

Timekeeping Ingrid and Meik Wagner:



Clerk of the course Nigel Edwards:

www.mylaps.com

Steward (Chairman) Ian Watson:

Chief Scrutineer Paul Klaassen:

Licensed to: Motorsport Events



Rotax Euro Challenge 2012 Salbris

Rotax Seniors

Salbris 1,495 Km

RACE 5 Qualifying Heat 3 A-E

15.09.2012 11:30

Race (9 Laps) started at 11:32:57

Lap	Time of Day	Lap Tm	Diff	S1 Tm	S2 Tm	S3 Tm	Lap	Time of Day	Lap Tm	Diff	S1 Tm	S2 Tm	S3 Tm
(278) Barrie PULLINGER													
1	11:34:03.574	1:05.821	+3.018	24.416	18.778	22.627							
2	11:35:06.616	1:03.042	+0.239	22.082	18.561	22.399							
3	11:36:10.507	1:03.891	+1.088	21.984	19.228	22.679							
4	11:37:13.328	1:02.821	+0.018	22.012	18.444	22.365							
5	11:38:16.131	1:02.803		21.949	18.475	22.379							
6	11:39:18.979	1:02.848	+0.045	21.981	18.514	22.353							
7	11:40:22.572	1:03.593	+0.790	21.983	18.892	22.718							
8	11:41:31.020	1:08.448	+5.645	22.090	19.863	26.495							
9	11:42:41.537	1:10.517	+7.714	24.623	21.231	24.663							
(311) Abdullah AL RAWAHI													
1	11:34:22.026	1:23.950	+20.389	41.939	19.107	22.904							
2	11:35:26.013	1:03.987	+0.426	22.520	18.741	22.726							
3	11:36:29.820	1:03.807	+0.246	22.434	18.728	22.645							
4	11:37:33.819	1:03.999	+0.438	22.430	18.622	22.947							
5	11:38:37.622	1:03.803	+0.242	22.474	18.659	22.670							
6	11:39:41.539	1:03.917	+0.356	22.435	18.626	22.856							
7	11:40:45.100	1:03.561		22.306	18.631	22.624							
8	11:41:48.930	1:03.830	+0.269	22.338	18.799	22.693							
9	11:42:52.753	1:03.823	+0.262	22.426	18.656	22.741							
(250) Ludvig MORIN													
1	11:34:39.586	1:41.917	+37.442	58.670	19.775	23.472							
2	11:35:44.916	1:05.330	+0.855	23.067	19.113	23.150							
3	11:36:49.708	1:04.792	+0.317	22.772	19.048	22.972							
4	11:37:54.351	1:04.643	+0.168	22.771	18.932	22.940							
5	11:38:58.826	1:04.475		22.688	18.909	22.878							



Rotax Euro Challenge 2012 Salbris

Rotax Seniors

Salbris 1,495 Km

RACE 6 Qualifying Heat 4 B-C

15.09.2012 11:50

Race (9 Laps) started at 11:54:32

Pos	No.	Name	Nat.	Chassis	Race Team	Laps	Total Tm	Diff	Best Tm	In Lap	km/h	Points
1	205	Sean BABINGTON	GBR	Alonso	Dan Holland Racing	9	9:28.508		1:02.629	7	85,935	0
2	222	Pierce LEHANE	AUS	Alonso	Dan Holland Racing	9	9:28.880	0.372	1:02.691	8	85,850	2
3	212	Jiri FORMAN	GBR	Formula K	Protrain Racing	9	9:29.923	1.415	1:02.635	8	85,926	3
4	213	Thomas BENISRI	FRA	Sodikart	Sodikart Junior Team	9	9:30.259	1.751	1:02.616	8	85,952	4
5	299	Philip MORIN	SWE	Alonso	Dan Holland Racing	9	9:30.434	1.926	1:02.664	8	85,887	5
6	207	Ferenc KANCSAR	AUT	Birel	Kalman Motorsport	9	9:30.991	2.483	1:02.780	6	85,728	6
7	293	Sandor JAKAB	SVK	Birel	Kalman Motorsport	9	9:31.863	3.355	1:02.929	8	85,525	7
8	218	Nicolai NIELSEN	DEN	Kosmic	Star Karting	9	9:33.599	5.091	1:02.772	7	85,739	8
9	217	Glen VAN DROOGENBROEC	BEL	Tonykart	Bouvin Power	9	9:33.751	5.243	1:02.716	8	85,815	9
10	325	Tom OLIPHANT	GBR	Kosmic	Paul Carr Racing	9	9:33.836	5.328	1:02.664	8	85,887	10
11	216	Bryan EERDEN	NED	Gillard	PDB Kart Racing	9	9:35.077	6.569	1:02.926	7	85,529	11
12	259	Nicolas PICOT	FRA	Sodikart	Kart Pro Racing	9	9:35.998	7.490	1:03.107	9	85,284	12
13	225	Jeremie LESOUDIER	FRA	Kosmic	DSS Kart	9	9:36.903	8.395	1:02.977	9	85,460	13
14	252	Juuso PYKALAINEN	FIN	Tonykart	MPT Racing	9	9:37.196	8.688	1:02.968	9	85,472	14
15	220	Mathias SMITH	DEN	Kosmic	Star Karting	9	9:37.531	9.023	1:03.130	7	85,253	15
16	246	Sabedin Berat TURKER	TUR	Formula K	Protrain Racing	9	9:39.703	11.195	1:03.386	4	84,908	16
17	286	Lukasz BARTOSZUK	POL	Praga	Uniq Racing	9	9:39.897	11.389	1:03.342	9	84,967	17
18	322	Andreas GIAKAS	GRE	Birel	Kalman Motorsport	9	9:43.176	14.668	1:03.850	8	84,291	18
19	260	Bas DE LAAT	NED	Gillard	PDB Racing Team		0.240	9 Laps		0	-	19
20	288	Cecile MARTINI	FRA	Sodikart	Martini Racing		0.737	9 Laps		0	-	20

Announcements

These results are provisional until the conclusion of any judicial and technical matters

Started: 20 Classified: 20 Not classified: 0

Margin of Victory	Ø km/h	Best Lap Tm	km/h	Best Lap by
0.372	85,202	1:02.616	85,952	213 - Thomas BENISRI

Official Timing www.camp-company.de / www.motorsport-events.se

Orbits

Timekeeping Ingrid and Meik Wagner:

Clerk of the course Nigel Edwards:

www.mylaps.com

Steward (Chairman) Ian Watson:

Chief Scrutineer Paul Klaassen:

Licensed to: Motorsport Events

Printed: 15.09.2012 12:05:03

posted at:

h



Rotax Euro Challenge 2012 Salbris

Rotax Seniors

Salbris 1,495 Km

RACE 6 Qualifying Heat 4 B-C

15.09.2012 11:50

Race (9 Laps) started at 11:54:32

Lap	Time of Day	Lap Tm	Diff	S1 Tm	S2 Tm	S3 Tm	Lap	Time of Day	Lap Tm	Diff	S1 Tm	S2 Tm	S3 Tm
(225) Jeremie LESOUDIER													
1	11:55:41.103	1:07.852	+4.875	25.536	19.489	22.827							
2	11:56:45.171	1:04.068	+1.091	22.732	18.845	22.491							
3	11:57:48.816	1:03.645	+0.668	22.461	18.730	22.454							
4	11:58:52.651	1:03.835	+0.858	22.212	19.191	22.432							
5	11:59:57.091	1:04.440	+1.463	22.961	18.963	22.516							
6	12:01:00.399	1:03.308	+0.331	22.305	18.570	22.433							
7	12:02:03.482	1:03.083	+0.106	22.143	18.549	22.391							
8	12:03:06.565	1:03.083	+0.106	22.143	18.504	22.436							
9	12:04:09.542	1:02.977		22.080	18.503	22.394							

(252) Juuso PYKALAINEN													
1	11:55:42.540	1:09.377	+6.409	27.162	19.212	23.003							
2	11:56:46.267	1:03.727	+0.759	22.306	18.756	22.665							
3	11:57:49.962	1:03.695	+0.727	22.442	18.764	22.489							
4	11:58:53.065	1:03.103	+0.135	22.121	18.589	22.393							
5	11:59:57.732	1:04.667	+1.699	22.911	19.306	22.450							
6	12:01:00.764	1:03.032	+0.064	22.030	18.576	22.426							
7	12:02:03.864	1:03.100	+0.132	22.165	18.569	22.366							
8	12:03:06.867	1:03.003	+0.035	22.032	18.586	22.385							
9	12:04:09.835	1:02.968		22.008	18.557	22.403							

(220) Mathias SMITH													
1	11:55:40.955	1:07.659	+4.529	25.357	19.407	22.895							
2	11:56:45.471	1:04.516	+1.386	22.994	18.883	22.639							
3	11:57:48.988	1:03.517	+0.387	22.479	18.636	22.402							
4	11:58:52.477	1:03.489	+0.359	22.207	18.839	22.443							
5	11:59:57.256	1:04.779	+1.649	23.202	19.118	22.459							
6	12:01:00.555	1:03.299	+0.169	22.295	18.623	22.381							
7	12:02:03.685	1:03.130		22.176	18.599	22.355							
8	12:03:07.028	1:03.343	+0.213	22.412	18.553	22.378							
9	12:04:10.170	1:03.142	+0.012	22.110	18.560	22.472							

(246) Sabedin Berat TURKER													
1	11:55:41.964	1:08.458	+5.072	26.153	19.107	23.198							
2	11:56:45.971	1:04.007	+0.621	22.576	18.911	22.520							
3	11:57:50.222	1:04.251	+0.865	22.563	18.813	22.875							
4	11:58:53.608	1:03.386		22.227	18.706	22.453							
5	11:59:58.482	1:04.874	+1.488	22.479	19.474	22.921							
6	12:01:01.930	1:03.448	+0.062	22.286	18.693	22.469							
7	12:02:05.439	1:03.509	+0.123	22.270	18.650	22.589							
8	12:03:08.887	1:03.448	+0.062	22.233	18.663	22.552							
9	12:04:12.342	1:03.455	+0.069	22.220	18.719	22.516							

(286) Lukasz BARTOSZUK													
1	11:55:41.414	1:08.007	+4.665	25.848	19.169	22.990							
2	11:56:45.570	1:04.156	+0.814	22.728	18.876	22.552							
3	11:57:49.387	1:03.817	+0.475	22.585	18.668	22.564							
4	11:58:52.938	1:03.551	+0.209	22.360	18.740	22.451							
5	11:59:58.756	1:05.818	+2.476	22.959	19.611	23.248							
6	12:01:02.200	1:03.444	+0.102	22.222	18.696	22.526							
7	12:02:05.725	1:03.525	+0.183	22.187	18.789	22.549							
8	12:03:09.194	1:03.469	+0.127	22.232	18.690	22.547							
9	12:04:12.536	1:03.342		22.150	18.697	22.495							

(322) Andreas GIAKAS													
1	11:55:43.213	1:09.738	+5.888	26.486	20.216	23.036							
2	11:56:47.352	1:04.139	+0.289	22.548	18.946	22.645							
3	11:57:51.348	1:03.996	+0.146	22.487	18.850	22.659							
4	11:58:55.682	1:04.334	+0.484	22.555	19.021	22.758							
5	11:59:59.969	1:04.287	+0.437	22.722	18.901	22.664							
6	12:01:03.990	1:04.021	+0.171	22.503	18.853	22.665							
7	12:02:07.947	1:03.957	+0.107	22.456	18.762	22.739							
8	12:03:11.797	1:03.850		22.421	18.820	22.609							
9	12:04:15.815	1:04.018	+0.168	22.441	18.832	22.745							



Rotax Euro Challenge 2012 Salbris

Rotax Seniors

Salbris 1,495 Km

RACE 8 Qualifying Heat 5 D-E

15.09.2012 13:00

Race (9 Laps) started at 13:04:42

Pos	No.	Name	Nat.	Chassis	Race Team	Laps	Total Tm	Diff	Best Tm	In Lap	km/h	Points
1	254	Harrison SCOTT	GBR	Tonykart	Strawberry Racing	9	9:30.863		1:02.875	7	85,598	0
2	234	Ash HAND	GBR	Alonso	Dan Holland Racing	9	9:31.271	0.408	1:02.741	7	85,781	2
3	203	Edward BRAND	GBR	Formula K	Formula K Europe	9	9:31.720	0.857	1:02.776	7	85,733	3
4	230	Charlie TURNER	GBR	CRG	Coles Racing	9	9:32.220	1.357	1:02.995	7	85,435	4
5	240	Petr BEZEL	CZE	MS Kart	MS Kart Racing Team	9	9:33.145	2.282	1:02.864	6	85,613	5
6	320	Xavier POZZOLI	FRA	Kosmic	Sonic Racing Kart	9	9:34.206	3.343	1:02.982	4	85,453	6
7	290	Ukyo SASAHARA	JPN	DR	VPDR	9	9:34.366	3.503	1:02.893	6	85,574	7
8	278	Barrie PULLINGER	GBR	Alonso	Dan Holland Racing	9	9:36.335	5.472	1:02.936	6	85,515	8
9	270	Santeri VARIS	FIN	Tonykart	JTL Racing	9	9:36.924	6.061	1:03.333	6	84,979	9
10	302	Kevin MINIER	FRA	Tonykart	MD Competition	9	9:37.144	6.281	1:03.047	7	85,365	10
11	294	Makino TADASUKE	JPN	Birel	Kalman Motorsport	9	9:37.593	6.730	1:02.954	6	85,491	11
12	324	Alexander ZENKIN	RUS	Formula K	Formula K Europe	9	9:38.455	7.592	1:03.218	7	85,134	12
13	237	Sten Dorian PIIRIMAGI	EST	Tonykart	Aix Racing Team	9	9:39.712	8.849	1:03.458	5	84,812	13
14	326	Jack BARLOW	GBR	Tonykart	Strawberry Racing	9	9:41.198	10.335	1:02.727	6	85,800	14
15	289	Pedro PINTO	POR	Intrepid	OZ Racing Team	9	9:41.533	10.670	1:03.513	6	84,739	15
16	214	Michael COOL	BEL	Tonykart	Bouvin Power	9	9:42.554	11.691	1:02.915	6	85,544	16
17	303	Giorgio MAGGI	SUI	Tonykart	Blacky Racing	9	10:03.875	33.012	1:03.531	3	84,715	17
18	238	Alexandre FINKELSTEIN	FRA	Tonykart	MD Competition		0.416	9 Laps		0	-	18
19	250	Ludvig MORIN	SWE	Kosmic	Paul Carr Racing		0.586	9 Laps		0	-	19

Announcements

These results are provisional until the conclusion of any judicial and technical matters

Started: 19 Classified: 19 Not classified: 0

Margin of Victory	Ø km/h	Best Lap Tm	km/h	Best Lap by
0.408	84,850	1:02.727	85,800	326 - Jack BARLOW

Official Timing www.camp-company.de / www.motorsport-events.se

Orbits

Timekeeping Ingrid and Meik Wagner:

Clerk of the course Nigel Edwards:

www.mylaps.com

Steward (Chairman) Ian Watson:

Chief Scrutineer Paul Klaassen:

Licensed to: Motorsport Events

Printed: 15.09.2012 13:15:53

posted at:

h



Rotax Euro Challenge 2012 Salbris

Rotax Seniors

Salbris 1,495 Km

RACE 8 Qualifying Heat 5 D-E

15.09.2012 13:00

Race (9 Laps) started at 13:04:42

Lap	Time of Day	Lap Tm	Diff	S1 Tm	S2 Tm	S3 Tm	Lap	Time of Day	Lap Tm	Diff	S1 Tm	S2 Tm	S3 Tm
(237) Sten Dorian PIIRIMAGI													
1	13:05:51.527	1:08.080	+4.622	26.036	19.146	22.898							
2	13:06:55.379	1:03.852	+0.394	22.415	18.812	22.625							
3	13:07:59.225	1:03.846	+0.388	22.248	19.093	22.505							
4	13:09:03.612	1:04.387	+0.929	23.048	18.802	22.537							
5	13:10:07.070	1:03.458		22.037	18.699	22.722							
6	13:11:11.079	1:04.009	+0.551	22.789	18.787	22.433							
7	13:12:15.263	1:04.184	+0.726	22.937	18.675	22.572							
8	13:13:18.776	1:03.513	+0.055	22.185	18.708	22.620							
9	13:14:22.492	1:03.716	+0.258	22.251	18.744	22.721							
(326) Jack BARLOW													
1	13:05:56.100	1:12.780	+10.053	30.815	19.133	22.832							
2	13:06:59.710	1:03.610	+0.883	22.250	18.789	22.571							
3	13:08:02.990	1:03.280	+0.553	22.095	18.679	22.506							
4	13:09:05.908	1:02.918	+0.191	22.000	18.597	22.321							
5	13:10:08.707	1:02.799	+0.072	21.845	18.636	22.318							
6	13:11:11.434	1:02.727		21.943	18.513	22.271							
7	13:12:14.384	1:02.950	+0.223	22.116	18.540	22.294							
8	13:13:20.556	1:06.172	+3.445	25.088	18.645	22.439							
9	13:14:23.978	1:03.422	+0.695	21.936	18.921	22.565							
(289) Pedro PINTO													
1	13:05:53.305	1:09.554	+6.041	26.344	20.327	22.883							
2	13:06:57.315	1:04.010	+0.497	22.492	18.945	22.573							
3	13:08:01.336	1:04.021	+0.508	22.542	18.894	22.585							
4	13:09:04.965	1:03.629	+0.116	22.346	18.745	22.538							
5	13:10:08.993	1:04.028	+0.515	22.316	18.873	22.839							
6	13:11:12.506	1:03.513		22.328	18.761	22.424							
7	13:12:16.119	1:03.613	+0.100	22.419	18.638	22.556							
8	13:13:19.742	1:03.623	+0.110	22.375	18.754	22.494							
9	13:14:24.313	1:04.571	+1.058	22.404	19.528	22.639							
(214) Michael COOL													
1	13:05:48.576	1:05.707	+2.792	23.869	19.104	22.734							
2	13:06:53.312	1:04.736	+1.821	23.161	19.042	22.533							
3	13:07:56.626	1:03.314	+0.399	22.233	18.686	22.395							
4	13:08:59.692	1:03.066	+0.151	22.003	18.698	22.365							
5	13:10:03.043	1:03.351	+0.436	22.256	18.739	22.356							
6	13:11:05.958	1:02.915		21.985	18.643	22.287							
7	13:12:10.059	1:04.101	+1.186	21.952	18.905	23.244							
8	13:13:14.363	1:04.304	+1.389	22.823	18.741	22.740							
9	13:14:25.334	1:10.971	+8.056	22.576	19.216	29.179							
(303) Giorgio MAGGI													
1	13:05:49.839	1:06.638	+3.107	24.826	19.013	22.799							
2	13:06:54.443	1:04.604	+1.073	22.595	19.411	22.598							
3	13:07:57.974	1:03.531		22.296	18.743	22.492							
4	13:09:01.990	1:04.016	+0.485	22.580	18.728	22.708							
5	13:10:06.614	1:04.624	+1.093	22.695	19.127	22.802							
6	13:11:10.682	1:04.068	+0.537	22.921	18.746	22.401							
7	13:12:14.233	1:03.551	+0.020	22.480	18.670	22.401							
8	13:13:42.615	1:28.382	+24.851	46.921	18.819	22.642							
9	13:14:46.655	1:04.040	+0.509	22.603	18.794	22.643							

Timekeeping Ingrid and Meik Wagner:

Clerk of the course Nigel Edwards:

Steward (Chairman) Ian Watson:

Chief Scrutineer Paul Klaassen:

www.mylaps.com

Licensed to: Motorsport Events



Rotax Euro Challenge 2012 Salbris

Rotax Seniors

Salbris 1,495 Km

RACE 9 Qualifying Heat 6 A-C

15.09.2012 13:20

Race (9 Laps) started at 13:22:50

Pos	No.	Name	Nat.	Chassis	Race Team	Laps	Total Tm	Diff	Best Tm	In Lap	km/h	Points
1	205	Sean BABINGTON	GBR	Alonso	Dan Holland Racing	9	9:26.763		1:02.576	8	86,007	0
2	232	James SINGLETON	GBR	CRG	Coles Racing	9	9:27.337	0.574	1:02.636	8	85,925	2
3	296	Josh HART	NZL	Praga	Uniq Racing	9	9:28.838	2.075	1:02.592	5	85,985	3
4	212	Jiri FORMAN	GBR	Formula K	Protrain Racing	9	9:29.607	2.844	1:02.862	6	85,616	4
5	260	Bas DE LAAT	NED	Gillard	PDB Racing Team	9	9:30.879	4.116	1:02.906	5	85,556	5
6	273	Jonas FORS	SWE	Kosmic	Paul Carr Racing	9	9:33.595	6.832	1:03.015	5	85,408	6
7	216	Bryan EERDEN	NED	Gillard	PDB Kart Racing	9	9:35.733	8.970	1:03.243	8	85,100	7
8	293	Sandor JAKAB	SVK	Birel	Kalman Motorsport	9	9:35.966	9.203	1:03.149	8	85,227	8
9	217	Glen VAN DROOGENBROEC	BEL	Tonykart	Bouvin Power	9	9:36.477	9.714	1:02.967	9	85,473	9
10	219	Andreas BACKMAN	SWE	Tonykart	Strawberry Racing	9	9:37.788	11.025	1:03.012	5	85,412	10
11	272	Jules COUSIN	FRA	FA Kart	DSS Kart	9	9:38.274	11.511	1:02.949	4	85,498	11
12	252	Juuso PYKALAINEN	FIN	Tonykart	MPT Racing	9	9:38.681	11.918	1:03.093	4	85,303	12
13	225	Jeremie LESOUDIER	FRA	Kosmic	DSS Kart	9	9:38.846	12.083	1:03.092	4	85,304	13
14	244	Eva BENES	FRA	Kosmic	PKS	9	9:39.022	12.259	1:03.409	4	84,878	14
15	210	Antoine BARTHON	FRA	Alonso	Dan Holland Racing	9	9:39.189	12.426	1:03.065	8	85,341	15
16	311	Abdullah AL RAWAHI	OMA	DR	VPDR	9	9:40.043	13.280	1:03.337	9	84,974	16
17	280	Brandon NILSSON	SWE	Exprit	Brandon Racing	8	8:38.137	1 Lap	1:03.485	6	84,776	17
18	288	Cecile MARTINI	FRA	Sodikart	Martini Racing	4	4:21.599	5 Laps	1:03.606	4	84,615	18
19	322	Andreas GIAKAS	GRE	Birel	Kalman Motorsport	1	1:10.197	8 Laps	1:09.124	1	77,860	19

Not classified

DQ	321	Michael DAUPHIN	FRA	Tonykart	MD Consulting		0.521	DQ		0	-	22
----	-----	-----------------	-----	----------	---------------	--	-------	----	--	---	---	----

Announcements

These results are provisional until the conclusion of any judicial and technical matters

No. 321 black flag

Started: 20 Classified: 19 Not classified: 1

Margin of Victory	Ø km/h	Best Lap Tm	km/h	Best Lap by
0.574	85,464	1:02.576	86,007	205 - Sean BABINGTON

Official Timing www.camp-company.de / www.motorsport-events.se

Orbits

Timekeeping Ingrid and Meik Wagner:

Clerk of the course Nigel Edwards:

www.mylaps.com

Steward (Chairman) Ian Watson:

Chief Scrutineer Paul Klaassen:

Licensed to: Motorsport Events

Printed: 15.09.2012 13:33:55

posted at:

h



Rotax Euro Challenge 2012 Salbris

Rotax Seniors

Salbris 1,495 Km

RACE 9 Qualifying Heat 6 A-C

15.09.2012 13:20

Race (9 Laps) started at 13:22:50

Lap	Time of Day	Lap Tm	Diff	S1 Tm	S2 Tm	S3 Tm	Lap	Time of Day	Lap Tm	Diff	S1 Tm	S2 Tm	S3 Tm
(225) Jeremie LESOUDIER													
1	13:23:59.635	1:08.498	+5.406	26.384	19.421	22.693							
2	13:25:03.514	1:03.879	+0.787	22.559	18.822	22.498							
3	13:26:07.222	1:03.708	+0.616	22.378	18.837	22.493							
4	13:27:10.314	1:03.092		22.238	18.508	22.346							
5	13:28:13.506	1:03.192	+0.100	22.237	18.506	22.449							
6	13:29:17.064	1:03.558	+0.466	22.433	18.667	22.458							
7	13:30:21.334	1:04.270	+1.178	22.607	19.245	22.418							
8	13:31:24.708	1:03.374	+0.282	22.264	18.716	22.394							
9	13:32:29.097	1:04.389	+1.297	22.543	19.050	22.796							
(244) Eva BENES													
1	13:23:59.413	1:07.929	+4.520	25.632	19.434	22.863							
2	13:25:03.707	1:04.294	+0.885	22.572	19.109	22.613							
3	13:26:07.403	1:03.696	+0.287	22.394	18.790	22.512							
4	13:27:10.812	1:03.409		22.230	18.691	22.488							
5	13:28:14.398	1:03.586	+0.177	22.323	18.741	22.522							
6	13:29:18.059	1:03.661	+0.252	22.447	18.648	22.566							
7	13:30:21.666	1:03.607	+0.198	22.398	18.711	22.498							
8	13:31:25.142	1:03.476	+0.067	22.242	18.778	22.456							
9	13:32:29.273	1:04.131	+0.722	22.338	18.934	22.859							
(210) Antoine BARTHON													
1	13:24:00.490	1:09.826	+6.761	27.590	19.242	22.994							
2	13:25:06.571	1:06.081	+3.016	24.785	18.849	22.447							
3	13:26:09.838	1:03.267	+0.202	22.326	18.626	22.315							
4	13:27:13.298	1:03.460	+0.395	22.178	18.845	22.437							
5	13:28:16.706	1:03.408	+0.343	22.372	18.652	22.384							
6	13:29:19.930	1:03.224	+0.159	22.156	18.608	22.460							
7	13:30:23.110	1:03.180	+0.115	22.183	18.585	22.412							
8	13:31:26.175	1:03.065		22.150	18.570	22.345							
9	13:32:29.440	1:03.265	+0.200	22.168	18.629	22.468							
(311) Abdullah AL RAWAHI													
1	13:24:00.808	1:09.448	+6.111	26.317	19.990	23.141							
2	13:25:05.238	1:04.430	+1.093	22.613	19.063	22.754							
3	13:26:09.298	1:04.060	+0.723	22.437	18.909	22.714							
4	13:27:12.844	1:03.546	+0.209	22.372	18.611	22.563							
5	13:28:16.226	1:03.382	+0.045	22.241	18.613	22.528							
6	13:29:20.026	1:03.800	+0.463	22.365	18.606	22.829							
7	13:30:23.409	1:03.383	+0.046	22.292	18.599	22.492							
8	13:31:26.957	1:03.548	+0.211	22.351	18.690	22.507							
9	13:32:30.294	1:03.337		22.204	18.593	22.540							
(280) Brandon NILSSON													
1	13:23:59.817	1:08.650	+5.165	25.781	19.818	23.051							
2	13:25:04.156	1:04.339	+0.854	22.776	18.984	22.579							
3	13:26:09.540	1:05.384	+1.899	23.394	18.949	23.041							
4	13:27:13.081	1:03.541	+0.056	22.355	18.734	22.452							
5	13:28:17.020	1:03.939	+0.454	23.013	18.584	22.342							
6	13:29:20.505	1:03.485		22.257	18.665	22.563							
7	13:30:24.380	1:03.875	+0.390	22.406	18.807	22.662							
8	13:31:28.388	1:04.008	+0.523	22.429	18.928	22.651							
(288) Cecile MARTINI													
1	13:24:00.041	1:08.801	+5.195	25.647	20.264	22.890							
2	13:25:04.376	1:04.335	+0.729	22.912	18.802	22.621							
3	13:26:08.244	1:03.868	+0.262	22.568	18.837	22.463							
4	13:27:11.850	1:03.606		22.406	18.731	22.469							
(322) Andreas GIAKAS													
1	13:24:00.448	1:09.124		26.509	19.587	23.028							



Rotax Euro Challenge 2012 Salbris

Rotax Seniors

Salbris 1,495 Km

RACE 12 Qualifying Heat 7 B-E -NEW-

15.09.2012 14:20

Race (9 Laps) started at 14:24:10

Pos	No.	Name	Nat.	Chassis	Race Team	Laps	Total Tm	Diff	Best Tm	In Lap	km/h	Points
1	222	Pierce LEHANE	AUS	Alonso	Dan Holland Racing	9	9:27.558		1:02.697	8	85,841	0
2	213	Thomas BENISRI	FRA	Sodikart	Sodikart Junior Team	9	9:27.727	0.169	1:02.696	8	85,843	2
3	214	Michael COOL	BEL	Tonykart	Bouvin Power	9	9:30.355	2.797	1:02.920	8	85,537	3
4	234	Ash HAND	GBR	Alonso	Dan Holland Racing	9	9:30.428	2.870	1:02.856	8	85,624	4
5	240	Petr BEZEL	CZE	MS Kart	MS Kart Racing Team	9	9:30.655	3.097	1:02.723	8	85,806	5
6	294	Makino TADASUKE	JPN	Birel	Kalman Motorsport	9	9:30.913	3.355	1:02.746	9	85,774	6
7	299	Philip MORIN	SWE	Alonso	Dan Holland Racing	9	9:31.340	3.782	1:02.757	8	85,759	7
8	218	Nicolai NIELSEN	DEN	Kosmic	Star Karting	9	9:31.434	3.876	1:02.616	9	85,952	8
9	325	Tom OLIPHANT	GBR	Kosmic	Paul Carr Racing	9	9:31.823	4.265	1:02.634	9	85,928	9
10	207	Ferenc KANCSAR	AUT	Birel	Kalman Motorsport	9	9:32.762	5.204	1:02.887	9	85,582	10
11	259	Nicolas PICOT	FRA	Sodikart	Kart Pro Racing	9	9:34.042	6.484	1:02.861	5	85,617	11
12	278	Barrie PULLINGER	GBR	Alonso	Dan Holland Racing	9	9:34.770	7.212	1:02.790	5	85,714	12
13	220	Mathias SMITH	DEN	Kosmic	Star Karting	9	9:34.882	7.324	1:02.992	6	85,439	13
14	270	Santeri VARIS	FIN	Tonykart	JTL Racing	9	9:35.034	7.476	1:02.925	4	85,530	14
15	286	Lukasz BARTOSZUK	POL	Praga	Uniq Racing	9	9:37.411	9.853	1:03.191	8	85,170	15
16	289	Pedro PINTO	POR	Intrepid	OZ Racing Team	9	9:37.864	10.306	1:03.125	9	85,259	16
17	303	Giorgio MAGGI	SUI	Tonykart	Blacky Racing	9	9:37.954	10.396	1:02.875	8	85,598	17
18	250	Ludvig MORIN	SWE	Kosmic	Paul Carr Racing	9	9:46.713	19.155	1:03.119	9	85,268	18
19	246	Sabedin Berat TURKER	TUR	Formula K	Protrain Racing	9	10:05.898	38.340	1:03.542	9	84,700	19

Announcements

These results are provisional until the conclusion of any judicial and technical matters

Started: 19 Classified: 0

No. 250 time penalty 10 sec. / reason unfair driving

Margin of Victory	Ø km/h	Best Lap Tm	km/h	Best Lap by
0.169	85,345	1:02.616	85,952	218 - Nicolai NIELSEN

Official Timing www.camp-company.de / www.motorsport-events.se

Orbits

Timekeeping Ingrid and Meik Wagner:

Clerk of the course Nigel Edwards:

www.mylaps.com

Steward (Chairman) Ian Watson:

Chief Scrutineer Paul Klaassen:

Licensed to: Motorsport Events

Printed: 15.09.2012 16:19:21

posted at:

h



Rotax Euro Challenge 2012 Salbris

Rotax Seniors

Salbris 1,495 Km

RACE 12 Qualifying Heat 7 B-E

15.09.2012 14:20

Race (9 Laps) started at 14:24:10

Lap	Time of Day	Lap Tm	Diff	S1 Tm	S2 Tm	S3 Tm	Lap	Time of Day	Lap Tm	Diff	S1 Tm	S2 Tm	S3 Tm
(220) Mathias SMITH							(246) Sabedin Berat TURKER						
1	14:25:18.755	1:07.549	+4.557	24.873	19.557	23.119	1	14:25:19.107	1:07.530	+3.988	25.351	19.084	23.095
2	14:26:22.590	1:03.835	+0.843	22.397	18.848	22.590	2	14:26:23.067	1:03.960	+0.418	22.567	18.808	22.585
3	14:27:26.257	1:03.667	+0.675	22.316	18.931	22.420	3	14:27:26.923	1:03.856	+0.314	22.462	18.779	22.615
4	14:28:29.298	1:03.041	+0.049	22.075	18.545	22.421	4	14:28:30.727	1:03.804	+0.262	22.479	18.740	22.585
5	14:29:32.302	1:03.004	+0.012	22.111	18.472	22.421	5	14:30:01.393	1:30.666	+27.124	49.092	18.825	22.749
6	14:30:35.294	1:02.992		22.070	18.523	22.399	6	14:31:05.317	1:03.924	+0.382	22.497	18.748	22.679
7	14:31:38.324	1:03.030	+0.038	22.130	18.519	22.381	7	14:32:08.907	1:03.590	+0.048	22.357	18.673	22.560
8	14:32:41.404	1:03.080	+0.088	22.091	18.565	22.424	8	14:33:12.618	1:03.711	+0.169	22.486	18.673	22.552
9	14:33:45.144	1:03.740	+0.748	22.129	18.770	22.841	9	14:34:16.160	1:03.542		22.296	18.686	22.560

Lap	Time of Day	Lap Tm	Diff	S1 Tm	S2 Tm	S3 Tm
(270) Santeri VARIS						
1	14:25:18.504	1:07.299	+4.374	25.268	19.150	22.881
2	14:26:22.418	1:03.914	+0.989	22.372	18.970	22.572
3	14:27:26.611	1:04.193	+1.268	22.386	18.920	22.887
4	14:28:29.536	1:02.925		22.008	18.606	22.311
5	14:29:32.503	1:02.967	+0.042	22.067	18.559	22.341
6	14:30:35.554	1:03.051	+0.126	22.042	18.602	22.407
7	14:31:38.583	1:03.029	+0.104	22.087	18.593	22.349
8	14:32:41.676	1:03.093	+0.168	22.121	18.588	22.384
9	14:33:45.296	1:03.620	+0.695	22.046	18.673	22.901

Lap	Time of Day	Lap Tm	Diff	S1 Tm	S2 Tm	S3 Tm
(250) Ludvig MORIN						
1	14:25:18.335	1:07.356	+4.237	25.384	19.156	22.816
2	14:26:22.252	1:03.917	+0.798	22.424	18.884	22.609
3	14:27:27.840	1:05.588	+2.469	24.460	18.801	22.327
4	14:28:31.012	1:03.172	+0.053	22.147	18.713	22.312
5	14:29:34.430	1:03.418	+0.299	22.438	18.628	22.352
6	14:30:37.589	1:03.159	+0.040	22.109	18.612	22.438
7	14:31:40.721	1:03.132	+0.013	22.226	18.538	22.368
8	14:32:43.856	1:03.135	+0.016	22.128	18.552	22.455
9	14:33:46.975	1:03.119		22.080	18.575	22.464

Lap	Time of Day	Lap Tm	Diff	S1 Tm	S2 Tm	S3 Tm
(286) Lukasz BARTOSZUK						
1	14:25:18.985	1:07.574	+4.383	25.267	19.165	23.142
2	14:26:22.889	1:03.904	+0.713	22.462	18.817	22.625
3	14:27:26.825	1:03.936	+0.745	22.390	18.799	22.747
4	14:28:31.320	1:04.495	+1.304	22.945	19.102	22.448
5	14:29:34.817	1:03.497	+0.306	22.254	18.759	22.484
6	14:30:38.058	1:03.241	+0.050	22.142	18.593	22.506
7	14:31:41.271	1:03.213	+0.022	22.083	18.617	22.513
8	14:32:44.462	1:03.191		22.086	18.563	22.542
9	14:33:47.673	1:03.211	+0.020	22.147	18.589	22.475

Lap	Time of Day	Lap Tm	Diff	S1 Tm	S2 Tm	S3 Tm
(289) Pedro PINTO						
1	14:25:19.241	1:07.907	+4.782	25.820	19.120	22.967
2	14:26:23.206	1:03.965	+0.840	22.587	18.853	22.525
3	14:27:27.129	1:03.923	+0.798	22.506	18.745	22.672
4	14:28:30.917	1:03.788	+0.663	22.376	18.882	22.530
5	14:29:35.301	1:04.384	+1.259	23.186	18.776	22.422
6	14:30:38.619	1:03.318	+0.193	22.233	18.610	22.475
7	14:31:41.790	1:03.171	+0.046	22.261	18.608	22.302
8	14:32:45.001	1:03.211	+0.086	22.149	18.629	22.433
9	14:33:48.126	1:03.125		22.125	18.552	22.448

Lap	Time of Day	Lap Tm	Diff	S1 Tm	S2 Tm	S3 Tm
(303) Giorgio MAGGI						
1	14:25:16.503	1:05.657	+2.782	24.336	18.829	22.492
2	14:26:22.147	1:05.644	+2.769	22.500	20.336	22.808
3	14:27:30.192	1:08.045	+5.170	26.790	18.798	22.457
4	14:28:33.212	1:03.020	+0.145	22.160	18.595	22.265
5	14:29:36.480	1:03.268	+0.393	22.255	18.705	22.308
6	14:30:39.468	1:02.988	+0.113	22.164	18.515	22.309
7	14:31:42.387	1:02.919	+0.044	22.101	18.559	22.259
8	14:32:45.262	1:02.875		22.061	18.544	22.270
9	14:33:48.216	1:02.954	+0.079	22.084	18.539	22.331



Rotax Euro Challenge 2012 Salbris

Rotax Seniors

Salbris 1,495 Km

RACE 13 Qualifying Heat 8 A-D -NEW-

15.09.2012 14:40

Race (9 Laps) started at 14:42:54

Pos	No.	Name	Nat.	Chassis	Race Team	Laps	Total Tm	Diff	Best Tm	In Lap	km/h	Points
1	232	James SINGLETON	GBR	CRG	Coles Racing	9	9:28.189		1:02.714	7	85,818	0
2	254	Harrison SCOTT	GBR	Tonykart	Strawberry Racing	9	9:29.765	1.576	1:02.820	5	85,673	2
3	203	Edward BRAND	GBR	Formula K	Formula K Europe	9	9:30.172	1.983	1:02.813	5	85,683	3
4	296	Josh HART	NZL	Praga	Uniq Racing	9	9:30.807	2.618	1:02.911	5	85,549	4
5	230	Charlie TURNER	GBR	CRG	Coles Racing	9	9:30.980	2.791	1:02.826	5	85,665	5
6	238	Alexandre FINKELSTEIN	FRA	Tonykart	MD Competition	9	9:31.129	2.940	1:02.833	7	85,656	6
7	326	Jack BARLOW	GBR	Tonykart	Strawberry Racing	9	9:31.340	3.151	1:02.604	9	85,969	7
8	320	Xavier POZZOLI	FRA	Kosmic	Sonic Racing Kart	9	9:34.854	6.665	1:02.905	6	85,558	8
9	290	Ukyo SASAHARA	JPN	DR	VPDR	9	9:35.050	6.861	1:02.887	6	85,582	9
10	321	Michael DAUPHIN	FRA	Tonykart	MD Consulting	9	9:36.182	7.993	1:03.159	6	85,214	10
11	272	Jules COUSIN	FRA	FA Kart	DSS Kart	9	9:36.631	8.442	1:03.166	7	85,204	11
12	302	Kevin MINIER	FRA	Tonykart	MD Competition	9	9:36.856	8.667	1:03.145	5	85,232	12
13	324	Alexander ZENKIN	RUS	Formula K	Formula K Europe	9	9:37.086	8.897	1:03.204	7	85,153	13
14	280	Brandon NILSSON	SWE	Exprit	Brandon Racing	9	9:37.639	9.450	1:03.209	9	85,146	14
15	210	Antoine BARTHON	FRA	Alonso	Dan Holland Racing	9	9:38.695	10.506	1:03.111	7	85,278	15
16	237	Sten Dorian PIIRIMAGI	EST	Tonykart	Aix Racing Team	9	9:39.426	11.237	1:03.151	8	85,224	16
17	311	Abdullah AL RAWAHI	OMA	DR	VPDR	9	9:40.312	12.123	1:03.445	6	84,829	17
18	273	Jonas FORS	SWE	Kosmic	Paul Carr Racing	9	9:42.988	14.799	1:03.471	5	84,795	18
19	219	Andreas BACKMAN	SWE	Tonykart	Strawberry Racing	9	9:45.956	17.767	1:03.140	5	85,239	19
20	244	Eva BENES	FRA	Kosmic	PKS	4	4:20.733	5 Laps	1:03.517	4	84,733	20

Announcements

These results are provisional until the conclusion of any judicial and technical matters

No. 219 + 321 + 324 warning board

Started: 20 Classified: 20 Not classified: 0

No. 219 time penalty 10 sec. / reason unfair driving

Margin of Victory	Ø km/h	Best Lap Tm	km/h	Best Lap by
1.576	85,250	1:02.604	85,969	326 - Jack BARLOW

Official Timing www.camp-company.de / www.motorsport-events.se

Orbits

Timekeeping Ingrid and Meik Wagner:

Clerk of the course Nigel Edwards:

www.mylaps.com

Steward (Chairman) Ian Watson:

Chief Scrutineer Paul Klaassen:

Licensed to: Motorsport Events

Printed: 15.09.2012 15:57:21

posted at:

h



Rotax Euro Challenge 2012 Salbris

Rotax Seniors

Salbris 1,495 Km

RACE 13 Qualifying Heat 8 A-D

15.09.2012 14:40

Race (9 Laps) started at 14:42:54

Lap	Time of Day	Lap Tm	Diff	S1 Tm	S2 Tm	S3 Tm	Lap	Time of Day	Lap Tm	Diff	S1 Tm	S2 Tm	S3 Tm
(302) Kevin MINIER							(273) Jonas FORS						
1	14:44:03.111	1:07.910	+4.765	26.168	18.941	22.801	1	14:43:59.587	1:05.204	+1.733	23.392	18.783	23.029
2	14:45:07.143	1:04.032	+0.887	22.426	18.839	22.767	2	14:45:03.480	1:03.893	+0.422	22.587	18.659	22.647
3	14:46:10.508	1:03.365	+0.220	22.295	18.593	22.477	3	14:46:07.296	1:03.816	+0.345	22.486	18.779	22.551
4	14:47:13.734	1:03.226	+0.081	22.093	18.623	22.510	4	14:47:10.817	1:03.521	+0.050	22.235	18.659	22.627
5	14:48:16.879	1:03.145		22.147	18.579	22.419	5	14:48:14.288	1:03.471		22.324	18.676	22.471
6	14:49:20.272	1:03.393	+0.248	22.344	18.580	22.469	6	14:49:17.982	1:03.694	+0.223	22.276	18.875	22.543
7	14:50:23.482	1:03.210	+0.065	22.141	18.611	22.458	7	14:50:22.481	1:04.499	+1.028	22.134	19.786	22.579
8	14:51:27.409	1:03.927	+0.782	22.832	18.634	22.461	8	14:51:33.570	1:11.089	+7.618	29.667	18.722	22.700
9	14:52:31.050	1:03.641	+0.496	22.129	18.840	22.672	9	14:52:37.182	1:03.612	+0.141	22.299	18.737	22.576
(324) Alexander ZENKIN							(244) Eva BENES						
1	14:44:01.717	1:06.754	+3.550	25.133	18.871	22.750	1	14:44:03.323	1:07.952	+4.435	26.150	19.064	22.738
2	14:45:05.881	1:04.164	+0.960	22.489	18.942	22.733	2	14:45:07.752	1:04.429	+0.912	22.425	18.903	23.101
3	14:46:09.637	1:03.756	+0.552	22.591	18.657	22.508	3	14:46:11.410	1:03.658	+0.141	22.311	18.767	22.580
4	14:47:13.407	1:03.770	+0.566	22.277	18.630	22.863	4	14:47:14.927	1:03.517		22.277	18.693	22.547
5	14:48:16.623	1:03.216	+0.012	22.140	18.663	22.413							
6	14:49:19.971	1:03.348	+0.144	22.414	18.560	22.374							
7	14:50:23.175	1:03.204		22.095	18.648	22.461							
8	14:51:27.110	1:03.935	+0.731	22.831	18.659	22.445							
9	14:52:31.280	1:04.170	+0.966	22.239	19.249	22.682							
(280) Brandon NILSSON							(210) Antoine BARTHON						
1	14:44:03.528	1:08.519	+5.310	26.874	18.930	22.715	1	14:44:01.557	1:06.995	+3.884	25.324	18.919	22.752
2	14:45:08.086	1:04.558	+1.349	22.497	18.815	23.246	2	14:45:09.993	1:08.436	+5.325	22.355	19.444	26.637
3	14:46:11.619	1:03.533	+0.324	22.400	18.646	22.487	3	14:46:13.499	1:03.506	+0.395	22.355	18.672	22.479
4	14:47:15.133	1:03.514	+0.305	22.466	18.680	22.368	4	14:47:16.763	1:03.264	+0.153	22.271	18.597	22.396
5	14:48:18.826	1:03.693	+0.484	22.352	18.832	22.509	5	14:48:20.081	1:03.318	+0.207	22.210	18.616	22.492
6	14:49:22.077	1:03.251	+0.042	22.235	18.625	22.391	6	14:49:23.234	1:03.153	+0.042	22.130	18.623	22.400
7	14:50:25.348	1:03.271	+0.062	22.296	18.588	22.387	7	14:50:26.345	1:03.111		22.048	18.639	22.424
8	14:51:28.624	1:03.276	+0.067	22.310	18.556	22.410	8	14:51:29.703	1:03.358	+0.247	22.298	18.603	22.457
9	14:52:31.833	1:03.209		22.255	18.631	22.323	9	14:52:32.889	1:03.186	+0.075	22.137	18.622	22.427
(237) Sten Dorian PIIRIMAGI							(311) Abdullah AL RAWAHI						
1	14:44:02.888	1:08.003	+4.852	26.213	19.040	22.750	1	14:44:02.602	1:07.500	+4.055	25.752	18.960	22.788
2	14:45:06.542	1:03.654	+0.503	22.322	18.690	22.642	2	14:45:07.462	1:04.860	+1.415	22.527	19.489	22.844
3	14:46:10.018	1:03.476	+0.325	22.231	18.744	22.501	3	14:46:11.262	1:03.800	+0.355	22.451	18.719	22.630
4	14:47:13.895	1:03.877	+0.726	22.251	19.075	22.551	4	14:47:15.403	1:04.141	+0.696	22.996	18.680	22.465
5	14:48:17.140	1:03.245	+0.094	22.095	18.716	22.434	5	14:48:19.631	1:04.228	+0.783	22.482	18.801	22.945
6	14:49:20.460	1:03.320	+0.169	22.187	18.737	22.396	6	14:49:23.076	1:03.445		22.261	18.640	22.544
7	14:50:27.273	1:06.813	+3.662	22.186	18.601	26.026	7	14:50:26.658	1:03.582	+0.137	22.430	18.672	22.480
8	14:51:30.424	1:03.151		22.128	18.612	22.411	8	14:51:30.164	1:03.506	+0.061	22.303	18.693	22.510
9	14:52:33.620	1:03.196	+0.045	22.161	18.573	22.462	9	14:52:34.506	1:04.342	+0.897	22.711	18.648	22.983



Rotax Euro Challenge 2012 Salbris

Rotax Seniors

Salbris 1,495 Km

RACE 15 Qualifying Heat 9 C-E

15.09.2012 15:40

Race (9 Laps) started at 15:42:59

Pos	No.	Name	Nat.	Chassis	Race Team	Laps	Total Tm	Diff	Best Tm	In Lap	km/h	Points
1	205	Sean BABINGTON	GBR	Alonso	Dan Holland Racing	9	9:30.887		1:02.962	9	85,480	0
2	212	Jiri FORMAN	GBR	Formula K	Protrain Racing	9	9:31.945	1.058	1:02.851	7	85,631	2
3	234	Ash HAND	GBR	Alonso	Dan Holland Racing	9	9:32.109	1.222	1:02.857	7	85,623	3
4	240	Petr BEZEL	CZE	MS Kart	MS Kart Racing Team	9	9:32.964	2.077	1:03.076	7	85,326	4
5	214	Michael COOL	BEL	Tonykart	Bouvin Power	9	9:33.454	2.567	1:03.110	8	85,280	5
6	294	Makino TADASUKE	JPN	Birel	Kalman Motorsport	9	9:33.625	2.738	1:03.113	7	85,276	6
7	293	Sandor JAKAB	SVK	Birel	Kalman Motorsport	9	9:33.984	3.097	1:03.068	9	85,336	7
8	217	Glen VAN DROOGENBROEC	BEL	Tonykart	Bouvin Power	9	9:36.816	5.929	1:03.020	7	85,401	8
9	278	Barrie PULLINGER	GBR	Alonso	Dan Holland Racing	9	9:40.996	10.109	1:03.408	7	84,879	9
10	250	Ludvig MORIN	SWE	Kosmic	Paul Carr Racing	9	9:41.852	10.965	1:03.570	8	84,663	10
11	270	Santeri VARIS	FIN	Tonykart	JTL Racing	9	9:42.127	11.240	1:03.505	8	84,749	11
12	252	Juuso PYKALAINEN	FIN	Tonykart	MPT Racing	9	9:42.275	11.388	1:03.248	7	85,094	12
13	225	Jeremie LESOUDIER	FRA	Kosmic	DSS Kart	9	9:42.510	11.623	1:03.123	7	85,262	13
14	260	Bas DE LAAT	NED	Gillard	PDB Racing Team	9	9:43.127	12.240	1:03.326	6	84,989	14
15	288	Cecile MARTINI	FRA	Sodikart	Martini Racing	9	9:43.704	12.817	1:03.797	6	84,361	15
16	289	Pedro PINTO	POR	Intrepid	OZ Racing Team	9	9:44.063	13.176	1:03.539	5	84,704	16
17	322	Andreas GIAKAS	GRE	Birel	Kalman Motorsport	9	9:44.991	14.104	1:03.712	7	84,474	17
18	216	Bryan EERDEN	NED	Gillard	PDB Kart Racing	9	9:48.530	17.643	1:03.402	9	84,887	18
19	303	Giorgio MAGGI	SUI	Tonykart	Blacky Racing	6	6:31.257	3 Laps	1:03.784	6	84,379	19

Announcements

These results are provisional until the conclusion of any judicial and technical matters

Started: 19 Classified: 19 Not classified: 0

Margin of Victory	Ø km/h	Best Lap Tm	km/h	Best Lap by
1.058	84,847	1:02.851	85,631	212 - Jiri FORMAN

Official Timing www.camp-company.de / www.motorsport-events.se

Orbits

Timekeeping Ingrid and Meik Wagner:

Clerk of the course Nigel Edwards:

www.mylaps.com

Steward (Chairman) Ian Watson:

Chief Scrutineer Paul Klaassen:

Licensed to: Motorsport Events

Printed: 15.09.2012 15:54:20

posted at:

h



Rotax Euro Challenge 2012 Salbris

Rotax Seniors

Salbris 1,495 Km

RACE 15 Qualifying Heat 9 C-E

15.09.2012 15:40

Race (9 Laps) started at 15:42:59

Lap	Time of Day	Lap Tm	Diff	S1 Tm	S2 Tm	S3 Tm	Lap	Time of Day	Lap Tm	Diff	S1 Tm	S2 Tm	S3 Tm
(225) Jeremie LESOUDIER							(303) Giorgio MAGGI						
1	15:44:10.936	1:11.093	+7.970	26.721	21.404	22.968	1	15:44:06.624	1:07.118	+3.334	24.991	19.377	22.750
2	15:45:14.936	1:04.000	+0.877	22.653	18.819	22.528	2	15:45:10.650	1:04.026	+0.242	22.583	18.874	22.569
3	15:46:18.820	1:03.884	+0.761	22.562	18.825	22.497	3	15:46:15.625	1:04.975	+1.191	22.509	19.077	23.389
4	15:47:22.385	1:03.565	+0.442	22.302	18.734	22.529	4	15:47:21.161	1:05.536	+1.752	22.895	19.346	23.295
5	15:48:26.435	1:04.050	+0.927	22.574	18.871	22.605	5	15:48:26.565	1:05.404	+1.620	23.635	19.117	22.652
6	15:49:29.776	1:03.341	+0.218	22.246	18.644	22.451	6	15:49:30.349	1:03.784		22.550	18.773	22.461
7	15:50:32.899	1:03.123		22.209	18.559	22.355							
8	15:51:36.118	1:03.219	+0.096	22.083	18.600	22.536							
9	15:52:41.602	1:05.484	+2.361	22.747	19.811	22.926							
(260) Bas DE LAAT													
1	15:44:13.144	1:13.887	+10.561	23.981	26.994	22.912							
2	15:45:16.908	1:03.764	+0.438	22.387	18.750	22.627							
3	15:46:20.616	1:03.708	+0.382	22.325	18.785	22.598							
4	15:47:24.363	1:03.747	+0.421	22.288	18.738	22.721							
5	15:48:27.952	1:03.589	+0.263	22.310	18.689	22.590							
6	15:49:31.278	1:03.326		22.131	18.719	22.476							
7	15:50:34.689	1:03.411	+0.085	22.206	18.636	22.569							
8	15:51:38.621	1:03.932	+0.606	22.625	18.755	22.552							
9	15:52:42.219	1:03.598	+0.272	22.282	18.746	22.570							
(288) Cecile MARTINI													
1	15:44:10.075	1:10.077	+6.280	27.123	20.056	22.898							
2	15:45:14.200	1:04.125	+0.328	22.664	18.845	22.616							
3	15:46:18.171	1:03.971	+0.174	22.547	18.773	22.651							
4	15:47:22.219	1:04.048	+0.251	22.504	18.804	22.740							
5	15:48:26.838	1:04.619	+0.822	23.065	18.886	22.668							
6	15:49:30.635	1:03.797		22.449	18.807	22.541							
7	15:50:34.443	1:03.808	+0.011	22.436	18.701	22.671							
8	15:51:38.785	1:04.342	+0.545	22.738	18.715	22.889							
9	15:52:42.796	1:04.011	+0.214	22.534	18.879	22.598							
(289) Pedro PINTO													
1	15:44:12.237	1:12.387	+8.848	26.634	22.382	23.371							
2	15:45:16.791	1:04.554	+1.015	22.886	18.970	22.698							
3	15:46:20.949	1:04.158	+0.619	22.750	18.879	22.529							
4	15:47:24.822	1:03.873	+0.334	22.408	18.841	22.624							
5	15:48:28.361	1:03.539		22.354	18.722	22.463							
6	15:49:32.060	1:03.699	+0.160	22.269	18.703	22.727							
7	15:50:35.762	1:03.702	+0.163	22.344	18.770	22.588							
8	15:51:39.410	1:03.648	+0.109	22.304	18.794	22.550							
9	15:52:43.155	1:03.745	+0.206	22.517	18.752	22.476							
(322) Andreas GIAKAS													
1	15:44:10.379	1:10.294	+6.582	27.284	19.991	23.019							
2	15:45:14.741	1:04.362	+0.650	22.647	19.003	22.712							
3	15:46:19.315	1:04.574	+0.862	22.969	18.859	22.746							
4	15:47:23.455	1:04.140	+0.428	22.384	18.862	22.894							
5	15:48:27.465	1:04.010	+0.298	22.519	18.799	22.692							
6	15:49:31.498	1:04.033	+0.321	22.385	18.757	22.891							
7	15:50:35.210	1:03.712		22.377	18.733	22.602							
8	15:51:39.191	1:03.981	+0.269	22.542	18.783	22.656							
9	15:52:44.083	1:04.892	+1.180	23.162	19.068	22.662							
(216) Bryan EERDEN													
1	15:44:06.411	1:06.905	+3.503	25.099	19.080	22.726							
2	15:45:10.500	1:04.089	+0.687	22.542	18.938	22.609							
3	15:46:15.110	1:04.610	+1.208	22.360	19.469	22.781							
4	15:47:20.447	1:05.337	+1.935	22.408	20.097	22.832							
5	15:48:33.270	1:12.823	+9.421	31.097	19.060	22.666							
6	15:49:36.942	1:03.672	+0.270	22.458	18.616	22.598							
7	15:50:40.730	1:03.788	+0.386	22.485	18.705	22.598							
8	15:51:44.220	1:03.490	+0.088	22.308	18.634	22.548							
9	15:52:47.622	1:03.402		22.285	18.605	22.512							



Rotax Euro Challenge 2012 Salbris

Rotax Seniors

Salbris 1,495 Km

RACE 16 Qualifying Heat10 B-D

15.09.2012 16:00

Race (9 Laps) started at 16:02:41

Pos	No.	Name	Nat.	Chassis	Race Team	Laps	Total Tm	Diff	Best Tm	In Lap	km/h	Points
1	222	Pierce LEHANE	AUS	Alonso	Dan Holland Racing	9	9:30.949		1:02.937	7	85,514	0
2	213	Thomas BENISRI	FRA	Sodikart	Sodikart Junior Team	9	9:31.184	0.235	1:02.794	7	85,709	2
3	326	Jack BARLOW	GBR	Tonykart	Strawberry Racing	9	9:31.942	0.993	1:02.651	8	85,904	3
4	203	Edward BRAND	GBR	Formula K	Formula K Europe	9	9:32.392	1.443	1:02.834	9	85,654	4
5	238	Alexandre FINKELSTEIN	FRA	Tonykart	MD Competition	9	9:33.101	2.152	1:02.825	5	85,667	5
6	230	Charlie TURNER	GBR	CRG	Coles Racing	9	9:37.426	6.477	1:03.187	6	85,176	6
7	324	Alexander ZENKIN	RUS	Formula K	Formula K Europe	9	9:37.771	6.822	1:03.069	7	85,335	7
8	259	Nicolas PICOT	FRA	Sodikart	Kart Pro Racing	9	9:38.096	7.147	1:03.212	7	85,142	8
9	290	Ukyo SASAHARA	JPN	DR	VPDR	9	9:38.139	7.190	1:02.821	7	85,672	9
10	302	Kevin MINIER	FRA	Tonykart	MD Competition	9	9:38.218	7.269	1:03.215	6	85,138	10
11	246	Sabedin Berat TURKER	TUR	Formula K	Protrain Racing	9	9:38.357	7.408	1:03.342	6	84,967	11
12	325	Tom OLIPHANT	GBR	Kosmic	Paul Carr Racing	9	9:41.635	10.686	1:03.008	5	85,418	12
13	299	Philip MORIN	SWE	Alonso	Dan Holland Racing	9	9:41.774	10.825	1:03.144	5	85,234	13
14	286	Lukasz BARTOSZUK	POL	Praga	Uniq Racing	9	9:42.063	11.114	1:03.403	6	84,886	14
15	220	Mathias SMITH	DEN	Kosmic	Star Karting	9	9:43.544	12.595	1:03.455	5	84,816	15
16	320	Xavier POZZOLI	FRA	Kosmic	Sonic Racing Kart	9	9:59.145	28.196	1:03.165	5	85,205	16
17	254	Harrison SCOTT	GBR	Tonykart	Strawberry Racing	9	10:04.963	34.014	1:02.989	9	85,443	17
18	207	Ferenc KANCSAR	AUT	Birel	Kalman Motorsport	8	10:14.111	1 Lap	1:03.238	5	85,107	18
19	237	Sten Dorian PIIRIMAGI	EST	Tonykart	Aix Racing Team		0.647	9 Laps		0	-	19

Not classified

DQ	218	Nicolai NIELSEN	DEN	Kosmic	Star Karting	4	4:20.482	DQ	1:03.806	2	84,349	22
----	-----	-----------------	-----	--------	--------------	---	----------	----	----------	---	--------	----

Announcements

These results are provisional until the conclusion of any judicial and technical matters

No. 218 black flag

Started: 20 Classified: 19 Not classified: 1

Margin of Victory	Ø km/h	Best Lap Tm	km/h	Best Lap by
0.235	84,838	1:02.651	85,904	326 - Jack BARLOW

Official Timing www.camp-company.de / www.motorsport-events.se

Orbits

Timekeeping Ingrid and Meik Wagner:

Clerk of the course Nigel Edwards:

www.mylaps.com

Steward (Chairman) Ian Watson:

Chief Scrutineer Paul Klaassen:

Licensed to: Motorsport Events

Printed: 15.09.2012 16:13:40

posted at:

h



Rotax Euro Challenge 2012 Salbris

Rotax Seniors

Salbris 1,495 Km

RACE 16 Qualifying Heat10 B-D

15.09.2012 16:00

Race (9 Laps) started at 16:02:41

Lap	Time of Day	Lap Tm	Diff	S1 Tm	S2 Tm	S3 Tm
(299) Philip MORIN						
1	16:03:47.733	1:05.829	+2.685	23.759	19.341	22.729
2	16:04:52.013	1:04.280	+1.136	22.537	18.939	22.804
3	16:05:55.670	1:03.657	+0.513	22.345	18.801	22.511
4	16:06:59.382	1:03.712	+0.568	22.185	19.086	22.441
5	16:08:02.526	1:03.144		22.088	18.688	22.368
6	16:09:06.272	1:03.746	+0.602	22.261	18.994	22.491
7	16:10:10.138	1:03.866	+0.722	22.172	19.141	22.553
8	16:11:19.781	1:09.643	+6.499	28.144	18.933	22.566
9	16:12:23.437	1:03.656	+0.512	22.194	18.886	22.576

Lap	Time of Day	Lap Tm	Diff	S1 Tm	S2 Tm	S3 Tm
(286) Lukasz BARTOSZUK						
1	16:03:51.234	1:08.764	+5.361	26.737	19.198	22.829
2	16:04:55.380	1:04.146	+0.743	22.512	18.858	22.776
3	16:05:59.323	1:03.943	+0.540	22.480	18.829	22.634
4	16:07:03.105	1:03.782	+0.379	22.438	18.738	22.606
5	16:08:06.771	1:03.666	+0.263	22.255	18.839	22.572
6	16:09:10.174	1:03.403		22.137	18.755	22.511
7	16:10:14.133	1:03.959	+0.556	22.359	18.970	22.630
8	16:11:20.085	1:05.952	+2.549	23.869	19.191	22.892
9	16:12:23.726	1:03.641	+0.238	22.269	18.771	22.601

Lap	Time of Day	Lap Tm	Diff	S1 Tm	S2 Tm	S3 Tm
(220) Mathias SMITH						
1	16:03:56.450	1:14.058	+10.603	32.163	19.152	22.743
2	16:05:00.308	1:03.858	+0.403	22.433	18.823	22.602
3	16:06:03.869	1:03.561	+0.106	22.370	18.714	22.477
4	16:07:07.393	1:03.524	+0.069	22.307	18.759	22.458
5	16:08:10.848	1:03.455		22.322	18.652	22.481
6	16:09:14.481	1:03.633	+0.178	22.337	18.779	22.517
7	16:10:18.045	1:03.564	+0.109	22.393	18.637	22.534
8	16:11:21.681	1:03.636	+0.181	22.446	18.685	22.505
9	16:12:25.207	1:03.526	+0.071	22.325	18.707	22.494

Lap	Time of Day	Lap Tm	Diff	S1 Tm	S2 Tm	S3 Tm
(320) Xavier POZZOLI						
1	16:04:06.966	1:24.994	+21.829	43.372	19.005	22.617
2	16:05:10.443	1:03.477	+0.312	22.349	18.713	22.415
3	16:06:13.847	1:03.404	+0.239	22.353	18.676	22.375
4	16:07:17.100	1:03.253	+0.088	22.264	18.615	22.374
5	16:08:20.265	1:03.165		22.226	18.601	22.338
6	16:09:24.569	1:04.304	+1.139	22.205	18.705	23.394
7	16:10:29.066	1:04.497	+1.332	22.624	19.135	22.738
8	16:11:33.018	1:03.952	+0.787	22.187	18.825	22.940
9	16:12:40.808	1:07.790	+4.625	22.881	20.046	24.863

Lap	Time of Day	Lap Tm	Diff	S1 Tm	S2 Tm	S3 Tm
(254) Harrison SCOTT						
1	16:03:46.134	1:04.471	+1.482	22.809	18.950	22.712
2	16:04:50.238	1:04.104	+1.115	22.633	18.879	22.592
3	16:05:53.704	1:03.466	+0.477	22.299	18.728	22.439
4	16:06:57.096	1:03.392	+0.403	22.269	18.689	22.434
5	16:08:00.094	1:02.998	+0.009	22.034	18.611	22.353
6	16:09:36.906	1:36.812	+33.823	22.158	18.550	56.104
7	16:10:40.588	1:03.682	+0.693	22.669	18.597	22.416
8	16:11:43.637	1:03.049	+0.060	22.060	18.565	22.424
9	16:12:46.626	1:02.989		22.053	18.567	22.369

Lap	Time of Day	Lap Tm	Diff	S1 Tm	S2 Tm	S3 Tm
(207) Ferenc KANCSAR						
1	16:04:14.237	1:32.255	+29.017	50.107	19.182	22.966
2	16:06:34.603	2:20.366	+1:17.128	22.607	19.011	1:38.748
3	16:07:38.954	1:04.351	+1.113	23.014	18.791	22.546
4	16:08:42.403	1:03.449	+0.211	22.300	18.704	22.445
5	16:09:45.641	1:03.238		22.222	18.614	22.402
6	16:10:48.943	1:03.302	+0.064	22.162	18.659	22.481
7	16:11:52.236	1:03.293	+0.055	22.113	18.688	22.492
8	16:12:55.774	1:03.538	+0.300	22.195	18.722	22.621

Lap	Time of Day	Lap Tm	Diff	S1 Tm	S2 Tm	S3 Tm
(218) Nicolai NIELSEN						
1	16:03:49.715	1:07.656	+3.850	25.825	19.110	22.721
2	16:04:53.521	1:03.806		22.205	18.901	22.700
3	16:05:57.502	1:03.981	+0.175	22.599	18.757	22.625
4	16:07:02.145	1:04.643	+0.837	22.566	19.359	22.718



Rotax Euro Challenge 2012

Rotax Max Seniors

Salbris / France

Ranking after Heats

Pos.	No.	Firstname	Lastname	Nat.	Chassis	Race Team	QP	Points	Diff.	A-B	C-D	A-E	B-C	D-E	A-C	B-E	A-D	C-E	B-D
1	205	Sean	BABINGTON	GBR	Alonso	Dan Holland Racing	3	0		--	0	--	0	--	0	--	--	0	--
2	232	James	SINGLETON	GBR	CRG	Coles Racing	1	2	-2	0	--	0	--	--	2	--	0	--	--
3	222	Pierce	LEHANE	AUS	Alonso	Dan Holland Racing	2	4	-4	2	--	--	2	--	--	0	--	--	0
4	234	Ash	HAND	GBR	Alonso	Dan Holland Racing	5	11	-11	--	--	2	--	2	--	4	--	3	--
5	213	Thomas	BENISRI	FRA	Sodikart	Sodikart Junior Team	7	11	-11	3	--	--	4	--	--	2	--	--	2
6	212	Jiri	FORMAN	GBR	Formula K	Protrain Racing	8	13	-13	--	4	--	3	--	4	--	--	2	--
7	203	Edward	BRAND	GBR	Formula K	Formula K Europe	14	17	-17	--	7	--	--	3	--	--	3	--	4
8	240	Petr	BEZEL	CZE	MS Kart	MS Kart Racing Team	15	17	-17	--	--	3	--	5	--	5	--	4	--
9	296	Josh	HART	NZL	Praga	Uniq Racing	6	20	-20	8	--	5	--	--	3	--	4	--	--
10	254	Harrison	SCOTT	GBR	Tonykart	Strawberry Racing	4	21	-21	--	2	--	--	0	--	--	2	--	17
11	326	Jack	BARLOW	GBR	Tonykart	Strawberry Racing	34	27	-27	--	3	--	--	14	--	--	7	--	3
12	214	Michael	COOL	BEL	Tonykart	Bouvin Power	10	28	-28	--	--	4	--	16	--	3	--	5	--
13	299	Philip	MORIN	SWE	Alonso	Dan Holland Racing	12	29	-29	4	--	--	5	--	--	7	--	--	13
14	217	Glen	VAN DROOGENBF	BEL	Tonykart	Bouvin Power	28	31	-31	--	5	--	9	--	9	--	--	8	--
15	230	Charlie	TURNER	GBR	CRG	Coles Racing	9	33	-33	--	18	--	--	4	--	--	5	--	6
16	293	Sandor	JAKAB	SVK	Birel	Kalman Motorsport	18	33	-33	--	11	--	7	--	8	--	--	7	--
17	272	Jules	COUSIN	FRA	FA Kart	DSS Kart	16	35	-35	7	--	6	--	--	11	--	11	--	--
18	325	Tom	OLIPHANT	GBR	Kosmic	Paul Carr Racing	27	36	-36	5	--	--	10	--	--	9	--	--	12
19	273	Jonas	FORS	SWE	Kosmic	Paul Carr Racing	11	38	-38	6	--	8	--	--	6	--	18	--	--
20	320	Xavier	POZZOLI	FRA	Kosmic	Sonic Racing Kart	24	39	-39	--	9	--	--	6	--	--	8	--	16
21	259	Nicolas	PICOT	FRA	Sodikart	Kart Pro Racing	32	41	-41	10	--	--	12	--	--	11	--	--	8
22	290	Ukyo	SASAHARA	JPN	DR	VPDR	19	42	-42	--	17	--	--	7	--	--	9	--	9
23	278	Barrie	PULLINGER	GBR	Alonso	Dan Holland Racing	35	42	-42	--	--	13	--	8	--	12	--	9	--
24	260	Bas	DE LAAT	NED	Gillard	PDB Racing Team	13	44	-44	--	6	--	19	--	5	--	--	14	--
25	294	Makino	TADASUKE	JPN	Birel	Kalman Motorsport	20	44	-44	--	--	21	--	11	--	6	--	6	--
26	302	Kevin	MINIER	FRA	Tonykart	MD Competition	49	44	-44	--	12	--	--	10	--	--	12	--	10
27	207	Ferenc	KANCSAR	AUT	Birel	Kalman Motorsport	17	45	-45	11	--	--	6	--	--	10	--	--	18
28	270	Santeri	VARIS	FIN	Tonykart	JTL Racing	40	45	-45	--	--	11	--	9	--	14	--	11	--

Position 1 -28 qualified for Prefinal

29	216	Bryan	EERDEN	NED	Gillard	PDB Kart Racing	23	46	-46	--	10	--	11	--	7	--	--	18	--
30	252	Juuso	PYKALAINEN	FIN	Tonykart	MPT Racing	33	46	-46	--	8	--	14	--	12	--	--	12	--
31	324	Alexander	ZENKIN	RUS	Formula K	Formula K Europe	44	46	-46	--	14	--	--	12	--	--	13	--	7
32	218	Nicolai	NIELSEN	DEN	Kosmic	Star Karting	22	47	-47	9	--	--	8	--	--	8	--	--	22
33	219	Andreas	BACKMAN	SWE	Tonykart	Strawberry Racing	31	49	-49	13	--	7	--	--	10	--	19	--	--
34	238	Alexandre	FINKELSTEIN	FRA	Tonykart	MD Competition	29	50	-50	--	21	--	--	18	--	--	6	--	5
35	225	Jeremie	LESOUDIER	FRA	Kosmic	DSS Kart	38	52	-52	--	13	--	13	--	13	--	--	13	--
36	321	Michael	DAUPHIN	FRA	Tonykart	MD Consulting	26	55	-55	14	--	9	--	--	22	--	10	--	--
37	289	Pedro	PINTO	POR	Intrepid	QZ Racing Team	45	57	-57	--	--	10	--	15	--	16	--	16	--
38	210	Antoine	BARTHON	FRA	Alonso	Dan Holland Racing	21	58	-58	12	--	16	--	--	15	--	15	--	--
39	220	Mathias	SMITH	DEN	Kosmic	Star Karting	37	58	-58	15	--	--	15	--	--	13	--	--	15
40	250	Ludvig	MORIN	SWE	Kosmic	Paul Carr Racing	30	62	-62	--	--	15	--	19	--	18	--	10	--
41	311	Abdullah	AL RAWAHI	OMA	DR	VPDR	41	63	-63	16	--	14	--	--	16	--	17	--	--
42	286	Lukasz	BARTOSZUK	POL	Praga	Uniq Racing	42	63	-63	17	--	--	17	--	--	15	--	--	14
43	237	Sten Doriar	PIIRIMAGI	EST	Tonykart	Aix Racing Team	39	64	-64	--	16	--	--	13	--	--	16	--	19
44	244	Eva	BENES	FRA	Kosmic	PKS	46	64	-64	18	--	12	--	--	14	--	20	--	--
45	246	Sabedin Be	TURKER	TUR	Formula K	Protrain Racing	47	65	-65	19	--	--	16	--	--	19	--	--	11

These results are provisional until the conclusion of any judicial and technical matters

Clerk of the course Nigel Edwards:

Stewards (Chairman) Ian Watson:

Timekeeping Ingrid/Meik Wagner:

Scrutineer Paul Klaassen:



Rotax Euro Challenge 2012

Rotax Max Seniors

Salbris / France

Ranking after Heats

Pos.	No.	Firstname	Lastname	Nat.	Chassis	Race Team	QP	Points	Diff.	A-B	C-D	A-E	B-C	D-E	A-C	B-E	A-D	C-E	B-D
46	288	Cecile	MARTINI	FRA	Sodikart	Martini Racing	43	68	-68	--	15	--	20	--	18	--	--	15	--
47	280	Brandon	NILSSON	SWE	Exprit	Brandon Racing	36	69	-69	20	--	18	--	--	17	--	14	--	--
48	303	Giorgio	MAGGI	SUI	Tonykart	Blacky Racing	25	70	-70	--	--	17	--	17	--	17	--	19	--
49	322	Andreas	GIAKAS	GRE	Birel	Kalman Motorsport	48	73	-73	--	19	--	18	--	19	--	--	17	--

Position 29-62 qualified for Second Chance Heat // From position 63 qualified for Consolation Race

These results are provisional until the conclusion of any judicial and technical matters

Clerk of the course Nigel Edwards:

Stewards (Chairman) Ian Watson:

Timekeeping Ingrid/Meik Wagner:

Scrutineer Paul Klaassen:

Printed: 15.09.2012 17:11

Posted at: h

Rotax Euro Challenge 2012
 Class: Rotax Max Seniors
 Date/Time: 16.09.2012 10:20

Track: Salbris / France
 Heat: Second Chance Heat
 Laps: 9

Edition 1

Points	Quali Rank x	Row	Points	Quali Rank x
33		17	34	
31		16	32	
29		15	30	
27		14	28	
25		13	26	
23		12	24	
Andreas GIAKAS	322 Points 73 Quali Rank 48	11		
21			22	
Brandon NILSSON	280 Points 69 Quali Rank 36	10	Giorgio MAGGI	303 Points 70 Quali Rank 25
19			20	
Sabedin Berat TURKER	246 Points 65 Quali Rank 47	9	Cecile MARTINI	288 Points 68 Quali Rank 43
17			18	
Sten Dorian PIIRIMAGI	237 Points 64 Quali Rank 39	8	Eva BENES	244 Points 64 Quali Rank 46
15			16	
Abdullah AL RAWAHI	311 Points 63 Quali Rank 41	7	Lukasz BARTOSZUK	286 Points 63 Quali Rank 42
13			14	
Mathias SMITH	220 Points 58 Quali Rank 37	6	Ludvig MORIN	250 Points 62 Quali Rank 30
11			12	
Pedro PINTO	289 Points 57 Quali Rank 45	5	Antoine BARTHON	210 Points 58 Quali Rank 21
9			10	
Jeremie LESOUDIER	225 Points 52 Quali Rank 38	4	Michael DAUPHIN	321 Points 55 Quali Rank 26
7			8	
Andreas BACKMAN	219 Points 49 Quali Rank 31	3	Alexandre FINKELSTEIN	238 Points 50 Quali Rank 29
5			6	
Alexander ZENKIN	324 Points 46 Quali Rank 44	2	Nicolai NIELSEN	218 Points 47 Quali Rank 22
3			4	
Bryan EERDEN	216 Points 46 Quali Rank 23	1	Juuso PYKALAINEN	252 Points 46 Quali Rank 33
1			2	

Pole Position

Clerk of the course Nigel Edwards:
 Stewards (Chairman) Ian Watson:

Scrutineer Paul Klaassen:
 Timekeeping Ingrid/Meik Wagner:



Rotax Euro Challenge 2012 Salbris

Rotax Seniors

Salbris 1,495 Km

Warm up qualified 29-62

16.09.2012 09:00

Practice (5:00 Time) started at 9:00:00

Pos	No.	Name	Nat.	Chassis	Race Team	Laps	Best Tm	Diff	Gap In Lap	km/h
1	218	Nicolai NIELSEN	DEN	Kosmic	Star Karting	5	1:03.159			85,214
2	237	Sten Dorian PIIRIMAGI	EST	Tonykart	Aix Racing Team	5	1:03.189	0.030	0.030	85,173
3	252	Juuso PYKALAINEN	FIN	Tonykart	MPT Racing	5	1:03.204	0.045	0.015	85,153
4	219	Andreas BACKMAN	SWE	Tonykart	Strawberry Racing	5	1:03.300	0.141	0.096	85,024
5	324	Alexander ZENKIN	RUS	Formula K	Formula K Europe	4	1:03.351	0.192	0.051	84,955
6	321	Michael DAUPHIN	FRA	Tonykart	MD Consulting	4	1:03.393	0.234	0.042	84,899
7	311	Abdullah AL RAWAHI	OMA	DR	VPDR	4	1:03.434	0.275	0.041	84,844
8	210	Antoine BARTHON	FRA	Alonso	Dan Holland Racing	4	1:03.458	0.299	0.024	84,812
9	225	Jeremie LESOUDIER	FRA	Kosmic	DSS Kart	5	1:03.489	0.330	0.031	84,771
10	216	Bryan EERDEN	NED	Gillard	PDB Kart Racing	4	1:03.509	0.350	0.020	84,744
11	286	Lukasz BARTOSZUK	POL	Praga	Uniq Racing	4	1:03.530	0.371	0.021	84,716
12	303	Giorgio MAGGI	SUI	Tonykart	Blacky Racing	4	1:03.581	0.422	0.051	84,648
13	220	Mathias SMITH	DEN	Kosmic	Star Karting	5	1:03.632	0.473	0.051	84,580
14	244	Eva BENES	FRA	Kosmic	PKS	5	1:03.721	0.562	0.089	84,462
15	250	Ludvig MORIN	SWE	Kosmic	Paul Carr Racing	2	1:03.802	0.643	0.081	84,355
16	246	Sabedin Berat TURKER	TUR	Formula K	Protrain Racing	4	1:03.814	0.655	0.012	84,339
17	288	Cecile MARTINI	FRA	Sodikart	Martini Racing	4	1:03.899	0.740	0.085	84,227
18	289	Pedro PINTO	POR	Intrepid	OZ Racing Team	4	1:04.185	1.026	0.286	83,851
19	280	Brandon NILSSON	SWE	Exprit	Brandon Racing	4	1:04.253	1.094	0.068	83,763
20	322	Andreas GIAKAS	GRE	Birel	Kalman Motorsport	4	1:04.815	1.656	0.562	83,036
21	238	Alexandre FINKELSTEIN	FRA	Tonykart	MD Competition	2	1:05.690	2.531	0.875	81,930

Timekeeping Ingrid and Meik Wagner:

Clerk of the course Nigel Edwards:

Steward (Chairman) Ian Watson:

Chief Scrutineer Paul Klaassen:

www.mylaps.com

Licensed to: Motorsport Events



Rotax Euro Challenge 2012 Salbris

Rotax Seniors

Salbris 1,495 Km

Warm up qualified 1-28

16.09.2012 09:40

Practice (5:00 Time) started at 9:40:01

Pos	No.	Name	Nat.	Chassis	Race Team	Laps	Best Tm	Diff	Gap In Lap	km/h
1	203	Edward BRAND	GBR	Formula K	Formula K Europe	4	1:02.164			86,577
2	296	Josh HART	NZL	Praga	Uniq Racing	4	1:02.231	0.067	0.067	86,484
3	205	Sean BABINGTON	GBR	Alonso	Dan Holland Racing	4	1:02.365	0.201	0.134	86,298
4	207	Ferenc KANCSAR	AUT	Birel	Kalman Motorsport	4	1:02.376	0.212	0.011	86,283
5	240	Petr BEZEL	CZE	MS Kart	MS Kart Racing Team	5	1:02.468	0.304	0.092	86,156
6	213	Thomas BENISRI	FRA	Sodikart	Sodikart Junior Team	4	1:02.497	0.333	0.029	86,116
7	222	Pierce LEHANE	AUS	Alonso	Dan Holland Racing	5	1:02.500	0.336	0.003	86,112
8	217	Glen VAN DROOGENBROE	BEL	Tonykart	Bouvin Power	5	1:02.548	0.384	0.048	86,046
9	212	Jiri FORMAN	GBR	Formula K	Protrain Racing	4	1:02.560	0.396	0.012	86,029
10	254	Harrison SCOTT	GBR	Tonykart	Strawberry Racing	4	1:02.565	0.401	0.005	86,023
11	272	Jules COUSIN	FRA	FA Kart	DSS Kart	5	1:02.572	0.408	0.007	86,013
12	326	Jack BARLOW	GBR	Tonykart	Strawberry Racing	4	1:02.610	0.446	0.038	85,961
13	232	James SINGLETON	GBR	CRG	Coles Racing	5	1:02.623	0.459	0.013	85,943
14	259	Nicolas PICOT	FRA	Sodikart	Kart Pro Racing	5	1:02.626	0.462	0.003	85,939
15	299	Philip MORIN	SWE	Alonso	Dan Holland Racing	5	1:02.635	0.471	0.009	85,926
16	260	Bas DE LAAT	NED	Gillard	PDB Racing Team	4	1:02.649	0.485	0.014	85,907
17	290	Ukyo SASAHARA	JPN	DR	VPDR	4	1:02.655	0.491	0.006	85,899
18	234	Ash HAND	GBR	Alonso	Dan Holland Racing	5	1:02.754	0.590	0.099	85,763
19	294	Makino TADASUKE	JPN	Birel	Kalman Motorsport	5	1:02.779	0.615	0.025	85,729
20	214	Michael COOL	BEL	Tonykart	Bouvin Power	4	1:02.813	0.649	0.034	85,683
21	270	Santeri VARIS	FIN	Tonykart	JTL Racing	5	1:02.867	0.703	0.054	85,609
22	293	Sandor JAKAB	SVK	Birel	Kalman Motorsport	5	1:02.923	0.759	0.056	85,533
23	278	Barrie PULLINGER	GBR	Alonso	Dan Holland Racing	5	1:03.001	0.837	0.078	85,427
24	230	Charlie TURNER	GBR	CRG	Coles Racing	4	1:03.041	0.877	0.040	85,373
25	320	Xavier POZZOLI	FRA	Kosmic	Sonic Racing Kart	4	1:03.067	0.903	0.026	85,338
26	302	Kevin MINIER	FRA	Tonykart	MD Competition	5	1:03.068	0.904	0.001	85,336
27	273	Jonas FORS	SWE	Kosmic	Paul Carr Racing	4	1:03.341	1.177	0.273	84,969
28	325	Tom OLIPHANT	GBR	Kosmic	Paul Carr Racing	4	1:03.725	1.561	0.384	84,457

Timekeeping Ingrid and Meik Wagner:

Clerk of the course Nigel Edwards:

www.mylaps.com

Steward (Chairman) Ian Watson:

Chief Scrutineer Paul Klaassen:

Licensed to: Motorsport Events

Printed: 16.09.2012 09:46:10

posted at:

h



Rotax Euro Challenge 2012 Salbris

Rotax Seniors


Salbris 1,495 Km

Warm up qualified 1-28

16.09.2012 09:40

Practice (5:00 Time) started at 9:40:01

Lap	Time of Day	Lap Tm	Diff	S1 Tm	S2 Tm	S3 Tm	Lap	Time of Day	Lap Tm	Diff	S1 Tm	S2 Tm	S3 Tm
(203) Edward BRAND							(326) Jack BARLOW						
1	9:41:52.746	1:04.437	+2.273	23.174	18.875	22.388	2	9:42:48.478	1:03.136	+0.564	22.054	18.653	22.429
2	9:42:55.195	1:02.449	+0.285	21.749	18.476	22.224	3	9:43:51.210	1:02.732	+0.160	21.984	18.498	22.250
3	9:43:57.700	1:02.505	+0.341	21.766	18.557	22.182	4	9:44:53.847	1:02.637	+0.065	21.869	18.524	22.244
4	9:44:59.864	1:02.164		21.701	18.388	22.075	5	9:45:56.419	1:02.572		21.854	18.460	22.258
(296) Josh HART							(232) James SINGLETON						
1	9:41:51.400	1:13.751	+11.520	27.245	20.848	25.658	1	9:41:38.988	1:04.510	+1.887	22.843	19.004	22.663
2	9:42:56.965	1:05.565	+3.334	24.706	18.623	22.236	2	9:42:42.060	1:03.072	+0.449	22.119	18.636	22.317
3	9:43:59.196	1:02.231		21.759	18.403	22.069	3	9:43:44.857	1:02.797	+0.174	22.005	18.510	22.282
4	9:45:05.120	1:05.924	+3.693	25.391	18.430	22.103	4	9:44:47.519	1:02.662	+0.039	21.967	18.500	22.195
(205) Sean BABINGTON							(259) Nicolas PICOT						
1	9:41:50.901	1:06.087	+3.722	24.615	19.000	22.472	1	9:41:42.429	1:04.929	+2.303	23.148	18.844	22.937
2	9:42:53.588	1:02.687	+0.322	21.896	18.468	22.323	2	9:42:45.954	1:03.525	+0.899	22.202	19.003	22.320
3	9:43:56.275	1:02.687	+0.322	21.972	18.482	22.233	3	9:43:48.950	1:02.996	+0.370	22.067	18.691	22.238
4	9:44:58.640	1:02.365		21.719	18.449	22.197	4	9:44:52.317	1:03.367	+0.741	21.991	19.116	22.260
(207) Ferenc KANCSAR							(299) Philip MORIN						
1	9:41:50.650	1:06.357	+3.981	24.635	19.057	22.665	1	9:41:44.852	1:06.445	+3.810	24.668	19.044	22.733
2	9:42:54.050	1:03.400	+1.024	22.412	18.559	22.429	2	9:42:47.987	1:03.135	+0.500	22.131	18.648	22.356
3	9:43:57.271	1:03.221	+0.845	22.369	18.533	22.319	3	9:43:50.749	1:02.762	+0.127	21.948	18.550	22.264
4	9:44:59.647	1:02.376		21.877	18.407	22.092	4	9:44:53.384	1:02.635		21.862	18.540	22.233
(240) Petr BEZEL							(260) Bas DE LAAT						
1	9:41:42.263	1:04.612	+2.144	23.210	18.790	22.612	1	9:41:50.349	1:05.675	+3.026	23.973	19.090	22.612
2	9:42:45.548	1:03.285	+0.817	22.067	18.979	22.239	2	9:42:53.464	1:03.115	+0.466	22.077	18.540	22.498
3	9:43:48.257	1:02.709	+0.241	22.066	18.448	22.195	3	9:43:56.605	1:03.141	+0.492	22.357	18.545	22.239
4	9:44:50.725	1:02.468		21.854	18.426	22.188	4	9:44:59.254	1:02.649		21.886	18.557	22.206
5	9:45:53.213	1:02.488	+0.020	21.910	18.400	22.178	(290) Ukyo SASAHARA						
(213) Thomas BENISRI							1	9:41:51.976	1:05.333	+2.678	23.737	19.024	22.572
1	9:41:53.304	1:05.307	+2.810	23.816	18.992	22.499	2	9:42:55.034	1:03.058	+0.403	22.205	18.507	22.346
2	9:42:56.078	1:02.774	+0.277	22.041	18.521	22.212	3	9:43:58.294	1:03.260	+0.605	22.460	18.527	22.273
3	9:43:58.575	1:02.497		21.913	18.501	22.083	4	9:45:00.949	1:02.655		21.822	18.452	22.381
4	9:45:01.235	1:02.660	+0.163	21.787	18.602	22.271	(234) Ash HAND						
(222) Pierce LEHANE							1	9:41:44.676	1:06.428	+3.674	24.414	19.192	22.822
1	9:41:43.785	1:06.378	+3.878	24.720	18.930	22.728	2	9:42:48.261	1:03.585	+0.831	22.456	18.774	22.355
2	9:42:46.658	1:02.873	+0.373	22.025	18.587	22.261	3	9:43:54.084	1:05.823	+3.069	22.011	20.425	23.387
3	9:43:49.508	1:02.850	+0.350	22.032	18.623	22.195	4	9:44:56.838	1:02.754		22.003	18.486	22.265
4	9:44:52.115	1:02.607	+0.107	21.746	18.571	22.290	5	9:45:59.747	1:02.909	+0.155	21.978	18.599	22.332
5	9:45:54.615	1:02.500		21.752	18.498	22.250	(294) Makino TADASUKE						
(217) Glen VAN DROOGENBROECK							1	9:41:41.407	1:05.096	+2.317	23.210	19.103	22.783
1	9:41:45.948	1:06.941	+4.393	24.817	19.406	22.718	2	9:42:45.420	1:04.013	+1.234	22.366	19.195	22.452
2	9:42:49.057	1:03.109	+0.561	22.172	18.584	22.353	3	9:43:49.265	1:03.845	+1.066	22.378	19.094	22.373
3	9:43:51.779	1:02.722	+0.174	21.932	18.612	22.178	4	9:44:52.537	1:03.272	+0.493	22.196	18.682	22.394
4	9:44:54.327	1:02.548		21.938	18.482	22.128	5	9:45:55.316	1:02.779		21.928	18.565	22.286
5	9:45:56.890	1:02.563	+0.015	21.886	18.493	22.184	(214) Michael COOL						
(212) Jiri FORMAN							1	9:41:50.040	1:05.552	+2.739	23.671	19.128	22.753
1	9:41:53.629	1:04.585	+2.025	23.338	18.838	22.409	2	9:42:53.283	1:03.243	+0.430	22.058	18.703	22.482
2	9:42:56.301	1:02.672	+0.112	21.969	18.542	22.161	3	9:43:56.129	1:02.846	+0.033	22.052	18.510	22.284
3	9:43:58.861	1:02.560		21.991	18.477	22.092	4	9:44:58.942	1:02.813		22.069	18.524	22.220
4	9:45:04.540	1:05.679	+3.119	22.571	20.799	22.309	(270) Santeri VARIS						
(254) Harrison SCOTT							1	9:41:41.694	1:05.614	+2.747	23.311	19.416	22.887
1	9:41:55.145	1:05.558	+2.993	23.579	19.332	22.647							
2	9:42:58.110	1:02.965	+0.400	22.005	18.643	22.317							
3	9:44:00.808	1:02.698	+0.133	22.009	18.467	22.222							
4	9:45:03.373	1:02.565		21.862	18.489	22.214							
(272) Jules COUSIN													

Timekeeping Ingrid and Meik Wagner:  Clerk of the course Nigel Edwards: www.mylaps.com
 Steward (Chairman) Ian Watson: Chief Scrutineer Paul Klaassen: Licensed to: Motorsport Events
 Printed: 16.09.2012 09:46:38 posted at: h Page 1/2



Rotax Euro Challenge 2012 Salbris

Rotax Seniors

Salbris 1,495 Km

Warm up qualified 1-28

16.09.2012 09:40

Practice (5:00 Time) started at 9:40:01

Lap	Time of Day	Lap Tm	Diff	S1 Tm	S2 Tm	S3 Tm	Lap	Time of Day	Lap Tm	Diff	S1 Tm	S2 Tm	S3 Tm
2	9:42:46.251	1:04.557	+1.690	22.462	19.576	22.519							
3	9:43:49.803	1:03.552	+0.685	22.611	18.674	22.267							
4	9:44:52.864	1:03.061	+0.194	22.107	18.602	22.352							
5	9:45:55.731	1:02.867		22.080	18.544	22.243							

(293) Sandor JAKAB

1	9:41:39.891	1:04.715	+1.792	23.081	18.899	22.735
2	9:42:43.082	1:03.191	+0.268	22.063	18.667	22.461
3	9:43:46.005	1:02.923		22.040	18.523	22.360
4	9:44:48.972	1:02.967	+0.044	22.048	18.540	22.379
5	9:45:51.930	1:02.958	+0.035	22.035	18.560	22.363

(278) Barrie PULLINGER

1	9:41:45.829	1:06.503	+3.502	24.204	19.515	22.784
2	9:42:49.412	1:03.583	+0.582	22.429	18.701	22.453
3	9:43:52.413	1:03.001		21.980	18.614	22.407
4	9:44:55.683	1:03.270	+0.269	22.105	18.644	22.521
5	9:45:59.153	1:03.470	+0.469	22.179	18.753	22.538

(230) Charlie TURNER

1	9:41:41.797	1:04.704	+1.663	23.084	18.967	22.653
2	9:42:45.149	1:03.352	+0.311	22.086	18.860	22.406
3	9:43:48.190	1:03.041		22.064	18.621	22.356
4	9:44:51.248	1:03.058	+0.017	22.289	18.566	22.203

(320) Xavier POZZOLI

1	9:41:51.763	1:10.972	+7.905	29.158	19.083	22.731
2	9:42:54.830	1:03.067		22.171	18.545	22.351
3	9:43:58.462	1:03.632	+0.565	22.866	18.560	22.206
4	9:45:02.050	1:03.588	+0.521	22.834	18.531	22.223

(302) Kevin MINIER

1	9:41:46.337	1:07.699	+4.631	24.591	20.215	22.893
2	9:42:49.986	1:03.649	+0.581	22.326	18.706	22.617
3	9:43:53.213	1:03.227	+0.159	22.113	18.647	22.467
4	9:44:56.281	1:03.068		22.085	18.570	22.413
5	9:45:59.588	1:03.307	+0.239	22.113	18.711	22.483

(273) Jonas FORS

1	9:41:49.492	1:05.683	+2.342	23.491	19.044	23.148
2	9:42:53.923	1:04.431	+1.090	22.385	18.830	23.216
3	9:43:57.452	1:03.529	+0.188	22.238	18.674	22.617
4	9:45:00.793	1:03.341		22.183	18.697	22.461

(325) Tom OLIPHANT

1	9:41:49.327	1:05.455	+1.730	23.273	19.063	23.119
2	9:42:53.052	1:03.725		22.332	18.820	22.573
3	9:43:58.158	1:05.106	+1.381	23.867	18.848	22.391
4	9:45:01.931	1:03.773	+0.048	22.900	18.526	22.347



Rotax Euro Challenge 2012 Salbris

Rotax Seniors

Salbris 1,495 Km

Second Chance Heat

16.09.2012 10:20

Race (9 Laps) started at 10:23:04

Pos	No.	Name	Nat.	Chassis	Race Team	Laps	Total Tm	Diff	Best Tm	In Lap	km/h	Points
1	252	Juuso PYKALAINEN	FIN	Tonykart	MPT Racing	9	9:27.621		1:02.580	6	86,002	0
2	250	Ludvig MORIN	SWE	Kosmic	Paul Carr Racing	9	9:28.397	0.776	1:02.373	7	86,287	0
3	216	Bryan EERDEN	NED	Gillard	PDB Kart Racing	9	9:28.679	1.058	1:02.649	6	85,907	0
4	210	Antoine BARTHON	FRA	Alonso	Dan Holland Racing	9	9:29.096	1.475	1:02.500	7	86,112	0
5	220	Mathias SMITH	DEN	Kosmic	Star Karting	9	9:30.062	2.441	1:02.632	4	85,931	0
6	219	Andreas BACKMAN	SWE	Tonykart	Strawberry Racing	9	9:30.777	3.156	1:02.212	7	86,511	0
7	289	Pedro PINTO	POR	Intrepid	OZ Racing Team	9	9:31.208	3.587	1:02.711	4	85,822	0
8	246	Sabedin Berat TURKER	TUR	Formula K	Protrain Racing	9	9:32.392	4.771	1:02.734	7	85,791	0
9	244	Eva BENES	FRA	Kosmic	PKS	9	9:32.855	5.234	1:02.643	7	85,915	0
10	288	Cecile MARTINI	FRA	Sodikart	Martini Racing	9	9:34.581	6.960	1:02.870	4	85,605	0
11	218	Nicolai NIELSEN	DEN	Kosmic	Star Karting	9	9:35.733	8.112	1:02.310	5	86,375	0
12	280	Brandon NILSSON	SWE	Exprit	Brandon Racing	9	9:36.615	8.994	1:03.165	8	85,205	0
13	237	Sten Dorian PIIRIMAGI	EST	Tonykart	Aix Racing Team	9	9:37.766	10.145	1:02.553	3	86,039	0
14	303	Giorgio MAGGI	SUI	Tonykart	Blacky Racing	9	9:39.271	11.650	1:02.999	7	85,430	0
15	322	Andreas GIAKAS	GRE	Birel	Kalman Motorsport	9	9:39.675	12.054	1:03.356	4	84,949	0
16	286	Lukasz BARTOSZUK	POL	Praga	Uniq Racing	9	9:39.933	12.312	1:02.826	6	85,665	0
17	225	Jeremie LESOUDIER	FRA	Kosmic	DSS Kart	9	10:02.099	34.478	1:02.970	5	85,469	0
18	311	Abdullah AL RAWAHI	OMA	DR	VPDR	1	1:12.014	8 Laps	1:11.460	1	75,315	0
19	324	Alexander ZENKIN	RUS	Formula K	Formula K Europe		0.070	9 Laps		0	-	0
20	238	Alexandre FINKELSTEIN	FRA	Tonykart	MD Competition		0.184	9 Laps		0	-	0
21	321	Michael DAUPHIN	FRA	Tonykart	MD Consulting		0.260	9 Laps		0	-	0

Announcements

These results are provisional until the conclusion of any judicial and technical matters

No. 237 warning board

Pos. 1-6 qualified to prefinal

Started: 21 Classified: 21 Not classified: 0

Margin of Victory	Ø km/h	Best Lap Tm	km/h	Best Lap by
0.776	85,335	1:02.212	86,511	219 - Andreas BACKMAN

Official Timing www.camp-company.de / www.motorsport-events.se

Orbits

Timekeeping Ingrid and Meik Wagner:

Clerk of the course Nigel Edwards:

www.mylaps.com

Steward (Chairman) Ian Watson:

Chief Scrutineer Paul Klaassen:

Licensed to: Motorsport Events

Printed: 16.09.2012 10:34:14

posted at:

h



Rotax Euro Challenge 2012 Salbris

Rotax Seniors

Salbris 1,495 Km

Second Chance Heat

16.09.2012 10:20

Race (9 Laps) started at 10:23:04

Lap	Time of Day	Lap Tm	Diff	S1 Tm	S2 Tm	S3 Tm	Lap	Time of Day	Lap Tm	Diff	S1 Tm	S2 Tm	S3 Tm
(237) Sten Dorian PIIRIMAGI													
1	10:24:18.502	1:13.004	+10.451	31.271	19.124	22.609							
2	10:25:21.509	1:03.007	+0.454	22.083	18.505	22.419							
3	10:26:24.062	1:02.553		21.866	18.420	22.267							
4	10:27:26.791	1:02.729	+0.176	22.007	18.461	22.261							
5	10:28:29.815	1:03.024	+0.471	21.784	18.934	22.306							
6	10:29:33.627	1:03.812	+1.259	22.466	18.956	22.390							
7	10:30:36.266	1:02.639	+0.086	21.883	18.498	22.258							
8	10:31:39.985	1:03.719	+1.166	22.352	18.544	22.823							
9	10:32:42.624	1:02.639	+0.086	21.862	18.519	22.258							
(303) Giorgio MAGGI													
1	10:24:13.533	1:07.340	+4.341	25.419	19.067	22.854							
2	10:25:17.061	1:03.528	+0.529	22.361	18.761	22.406							
3	10:26:21.637	1:04.576	+1.577	22.815	19.346	22.415							
4	10:27:25.444	1:03.807	+0.808	22.803	18.689	22.315							
5	10:28:29.296	1:03.852	+0.853	22.176	19.200	22.476							
6	10:29:33.848	1:04.552	+1.553	22.838	19.094	22.620							
7	10:30:36.847	1:02.999		22.054	18.696	22.249							
8	10:31:40.594	1:03.747	+0.748	22.146	18.628	22.973							
9	10:32:44.129	1:03.535	+0.536	22.374	18.799	22.362							
(322) Andreas GIAKAS													
1	10:24:14.328	1:08.088	+4.732	25.681	19.359	23.048							
2	10:25:18.045	1:03.717	+0.361	22.356	18.874	22.487							
3	10:26:21.518	1:03.473	+0.117	22.251	18.736	22.486							
4	10:27:24.874	1:03.356		22.282	18.720	22.354							
5	10:28:28.281	1:03.407	+0.051	22.174	18.667	22.566							
6	10:29:31.706	1:03.425	+0.069	22.192	18.768	22.465							
7	10:30:35.766	1:04.060	+0.704	22.922	18.568	22.570							
8	10:31:40.354	1:04.588	+1.232	22.646	18.649	23.293							
9	10:32:44.533	1:04.179	+0.823	22.180	19.270	22.729							
(286) Lukasz BARTOSZUK													
1	10:24:14.542	1:09.140	+6.314	26.643	19.666	22.831							
2	10:25:18.316	1:03.774	+0.948	22.349	18.790	22.635							
3	10:26:21.926	1:03.610	+0.784	22.314	18.650	22.646							
4	10:27:25.835	1:03.909	+1.083	22.799	18.711	22.399							
5	10:28:29.176	1:03.341	+0.515	21.938	18.817	22.586							
6	10:29:32.002	1:02.826		21.895	18.476	22.455							
7	10:30:35.909	1:03.907	+1.081	22.716	18.722	22.469							
8	10:31:40.515	1:04.606	+1.780	22.907	18.620	23.079							
9	10:32:44.791	1:04.276	+1.450	22.229	19.406	22.641							
(225) Jeremie LESOUDIER													
1	10:24:41.288	1:36.212	+33.242	54.095	19.149	22.968							
2	10:25:44.882	1:03.594	+0.624	22.243	18.683	22.668							
3	10:26:48.321	1:03.439	+0.469	22.262	18.735	22.442							
4	10:27:51.586	1:03.265	+0.295	22.346	18.578	22.341							
5	10:28:54.556	1:02.970		22.146	18.524	22.300							
6	10:29:57.548	1:02.992	+0.022	22.133	18.522	22.337							
7	10:31:00.555	1:03.007	+0.037	22.118	18.542	22.347							
8	10:32:03.637	1:03.082	+0.112	22.086	18.549	22.447							
9	10:33:06.957	1:03.320	+0.350	22.254	18.611	22.455							
(311) Abdullah AL RAWAHI													
1	10:24:16.872	1:11.460		29.183	19.361	22.916							

Timekeeping Ingrid and Meik Wagner:

Clerk of the course Nigel Edwards:

www.mylaps.com

Steward (Chairman) Ian Watson:

Chief Scrutineer Paul Klaassen:

Licensed to: Motorsport Events

Printed: 16.09.2012 10:34:53

posted at:

h

Rotax Euro Challenge 2012
 Class: Rotax Max Seniors
 Date/Time: 16.09.2012 11:40

Track: Salbris / France
 Heat: Prefinal
 Laps: 13

Edition 1

Mathias SMITH	220	2nd Chance 5	17	Andreas BACKMAN	219	2nd Chance 6
	33				34	
Bryan EERDEN	216	2nd Chance 3	16	Antoine BARTHON	210	2nd Chance 4
	31				32	
Juuso PYKALAINEN	252	2nd Chance 1	15	Ludvig MORIN	250	2nd Chance 2
	29				30	
Ferenc KANCSAR	207	Points 45 Quali Rank 17	14	Santeri VARIS	270	Points 45 Quali Rank 40
	27				28	
Makino TADASUKE	294	Points 44 Quali Rank 20	13	Kevin MINIER	302	Points 44 Quali Rank 49
	25				26	
Barrie PULLINGER	278	Points 42 Quali Rank 35	12	Bas DE LAAT	260	Points 44 Quali Rank 13
	23				24	
Nicolas PICOT	259	Points 41 Quali Rank 32	11	Ukyo SASAHARA	290	Points 42 Quali Rank 19
	21				22	
Jonas FORS	273	Points 38 Quali Rank 11	10	Xavier POZZOLI	320	Points 39 Quali Rank 24
	19				20	
Jules COUSIN	272	Points 35 Quali Rank 16	9	Tom OLIPHANT	325	Points 36 Quali Rank 27
	17				18	
Charlie TURNER	230	Points 33 Quali Rank 9	8	Sandor JAKAB	293	Points 33 Quali Rank 18
	15				16	
Philip MORIN	299	Points 29 Quali Rank 12	7	Glen VAN DROOGENI	217	Points 31 Quali Rank 28
	13				14	
Jack BARLOW	326	Points 27 Quali Rank 34	6	Michael COOL	214	Points 28 Quali Rank 10
	11				12	
Josh HART	296	Points 20 Quali Rank 6	5	Harrison SCOTT	254	Points 21 Quali Rank 4
	9				10	
Edward BRAND	203	Points 17 Quali Rank 14	4	Petr BEZEL	240	Points 17 Quali Rank 15
	7				8	
Thomas BENISRI	213	Points 11 Quali Rank 7	3	Jiri FORMAN	212	Points 13 Quali Rank 8
	5				6	
Pierce LEHANE	222	Points 4 Quali Rank 2	2	Ash HAND	234	Points 11 Quali Rank 5
	3				4	
Sean BABINGTON	205	Points 0 Quali Rank 3	1	James SINGLETON	232	Points 2 Quali Rank 1
	1				2	

Pole Position

Clerk of the course Nigel Edwards:
 Stewards (Chairman) Ian Watson:

Scrutineer Paul Klaassen:
 Timekeeping Ingrid/Meik Wagner:

posted at: h

These results are provisional until the conclusion of any judicial and technical matters

printed 16.09.2012 11:06



Rotax Euro Challenge 2012 Salbris

Rotax Seniors

Salbris 1,495 Km

Pre-Final

16.09.2012 11:40

Race (13 Laps) started at 11:43:23

Pos	No.	Name	Nat.	Chassis	Race Team	Laps	Total Tm	Diff	Best Tm	In Lap	km/h	Points
1	205	Sean BABINGTON	GBR	Alonso	Dan Holland Racing	13	13:36.232		1:02.425	9	86,215	34
2	222	Pierce LEHANE	AUS	Alonso	Dan Holland Racing	13	13:38.730	2.498	1:02.666	12	85,884	33
3	254	Harrison SCOTT	GBR	Tonykart	Strawberry Racing	13	13:39.422	3.190	1:02.430	11	86,209	32
4	203	Edward BRAND	GBR	Formula K	Formula K Europe	13	13:39.705	3.473	1:02.438	5	86,198	31
5	296	Josh HART	NZL	Praga	Uniq Racing	13	13:40.440	4.208	1:02.433	7	86,204	30
6	232	James SINGLETON	GBR	CRG	Coles Racing	13	13:41.492	5.260	1:02.686	5	85,856	29
7	234	Ash HAND	GBR	Alonso	Dan Holland Racing	13	13:42.585	6.353	1:02.475	5	86,146	28
8	326	Jack BARLOW	GBR	Tonykart	Strawberry Racing	13	13:42.713	6.481	1:02.555	9	86,036	27
9	240	Petr BEZEL	CZE	MS Kart	MS Kart Racing Team	13	13:43.046	6.814	1:02.528	8	86,073	26
10	212	Jiri FORMAN	GBR	Formula K	Protrain Racing	13	13:45.270	9.038	1:02.790	9	85,714	25
11	214	Michael COOL	BEL	Tonykart	Bouvin Power	13	13:46.759	10.527	1:02.736	4	85,788	24
12	230	Charlie TURNER	GBR	CRG	Coles Racing	13	13:47.152	10.920	1:02.762	10	85,753	23
13	290	Ukyo SASAHARA	JPN	DR	VPDR	13	13:47.874	11.642	1:02.771	4	85,740	22
14	217	Glen VAN DROOGENBROEC	BEL	Tonykart	Bouvin Power	13	13:49.628	13.396	1:02.925	4	85,530	21
15	325	Tom OLIPHANT	GBR	Kosmic	Paul Carr Racing	13	13:49.872	13.640	1:03.035	11	85,381	20
16	213	Thomas BENISRI	FRA	Sodikart	Sodikart Junior Team	13	13:51.105	14.873	1:02.852	10	85,630	19
17	299	Philip MORIN	SWE	Alonso	Dan Holland Racing	13	13:52.641	16.409	1:02.555	8	86,036	18
18	210	Antoine BARTHON	FRA	Alonso	Dan Holland Racing	13	13:52.986	16.754	1:02.981	10	85,454	17
19	250	Ludvig MORIN	SWE	Kosmic	Paul Carr Racing	13	13:53.237	17.005	1:02.894	8	85,573	16
20	260	Bas DE LAAT	NED	Gillard	PDB Racing Team	13	13:53.291	17.059	1:02.733	10	85,792	15
21	278	Barrie PULLINGER	GBR	Alonso	Dan Holland Racing	13	13:56.025	19.793	1:02.858	8	85,622	14
22	259	Nicolas PICOT	FRA	Sodikart	Kart Pro Racing	13	13:57.355	21.123	1:03.057	10	85,351	13
23	220	Mathias SMITH	DEN	Kosmic	Star Karting	13	13:58.138	21.906	1:03.018	10	85,404	12
24	216	Bryan EERDEN	NED	Gillard	PDB Kart Racing	13	13:58.567	22.335	1:03.014	10	85,410	11
25	207	Ferenc KANCSAR	AUT	Birel	Kalman Motorsport	13	14:01.563	25.331	1:03.141	10	85,238	10
26	270	Santeri VARIS	FIN	Tonykart	JTL Racing	13	14:01.901	25.669	1:03.139	10	85,241	9
27	272	Jules COUSIN	FRA	FA Kart	DSS Kart	13	14:02.128	25.896	1:03.150	11	85,226	8
28	294	Makino TADASUKE	JPN	Birel	Kalman Motorsport	13	14:02.873	26.641	1:03.146	8	85,231	7
29	252	Juuso PYKALAINEN	FIN	Tonykart	MPT Racing	13	14:03.070	26.838	1:03.269	11	85,065	6
30	302	Kevin MINIER	FRA	Tonykart	MD Competition	13	14:03.395	27.163	1:03.241	11	85,103	5
31	320	Xavier POZZOLI	FRA	Kosmic	Sonic Racing Kart	13	14:07.910	31.678	1:03.754	10	84,418	4
32	293	Sandor JAKAB	SVK	Birel	Kalman Motorsport	13	14:12.670	36.438	1:03.367	9	84,934	3
33	219	Andreas BACKMAN	SWE	Tonykart	Strawberry Racing	6	6:35.338	7 Laps	1:03.325	3	84,990	2
34	273	Jonas FORS	SWE	Kosmic	Paul Carr Racing	3	3:17.107	10 Laps	1:04.284	3	83,722	1

Announcements

These results are provisional until the conclusion of any judicial and technical matters

No. 210 + 290 warning board

Started: 34 Classified: 34 Not classified: 0

Margin of Victory	Ø km/h	Best Lap Tm	km/h	Best Lap by
2.498	85,718	1:02.425	86,215	205 - Sean BABINGTON

Official Timing www.camp-company.de / www.motorsport-events.se

Orbits

Timekeeping Ingrid and Meik Wagner:

Clerk of the course Nigel Edwards:

www.mylaps.com

Steward (Chairman) Ian Watson:

Chief Scrutineer Paul Klaassen:

Licensed to: Motorsport Events

Printed: 16.09.2012 11:58:27

posted at:

h

Rotax Euro Challenge 2012
 Class: Rotax Max Seniors
 Date/Time: 16.09.2012 14:30

Track: Salbris / France
 Heat: Final
 Laps: 16

Edition 1

Andreas BACKMAN	219	Laps 6 Tm. 6:35.338	17	Jonas FORS	273	Laps 3 Tm. 3:17.107
	33				34	
Xavier POZZOLI	320	Laps 13 Tm. 14:07.910	16	Sandor JAKAB	293	Laps 13 Tm. 14:12.670
	31				32	
Juuso PYKALAINEN	252	Laps 13 Tm. 14:03.070	15	Kevin MINIER	302	Laps 13 Tm. 14:03.395
	29				30	
Jules COUSIN	272	Laps 13 Tm. 14:02.128	14	Makino TADASUKE	294	Laps 13 Tm. 14:02.873
	27				28	
Ferenc KANCSAR	207	Laps 13 Tm. 14:01.563	13	Santeri VARIS	270	Laps 13 Tm. 14:01.901
	25				26	
Mathias SMITH	220	Laps 13 Tm. 13:58.138	12	Bryan EERDEN	216	Laps 13 Tm. 13:58.567
	23				24	
Barrie PULLINGER	278	Laps 13 Tm. 13:56.025	11	Nicolas PICOT	259	Laps 13 Tm. 13:57.355
	21				22	
Ludvig MORIN	250	Laps 13 Tm. 13:53.237	10	Bas DE LAAT	260	Laps 13 Tm. 13:53.291
	19				20	
Philip MORIN	299	Laps 13 Tm. 13:52.641	9	Antoine BARTHON	210	Laps 13 Tm. 13:52.986
	17				18	
Tom OLIPHANT	325	Laps 13 Tm. 13:49.872	8	Thomas BENISRI	213	Laps 13 Tm. 13:51.105
	15				16	
Ukyo SASAHARA	290	Laps 13 Tm. 13:47.874	7	Glen VAN DROOGENI	217	Laps 13 Tm. 13:49.628
	13				14	
Michael COOL	214	Laps 13 Tm. 13:46.759	6	Charlie TURNER	230	Laps 13 Tm. 13:47.152
	11				12	
Petr BEZEL	240	Laps 13 Tm. 13:43.046	5	Jiri FORMAN	212	Laps 13 Tm. 13:45.270
	9				10	
Ash HAND	234	Laps 13 Tm. 13:42.585	4	Jack BARLOW	326	Laps 13 Tm. 13:42.713
	7				8	
Josh HART	296	Laps 13 Tm. 13:40.440	3	James SINGLETON	232	Laps 13 Tm. 13:41.492
	5				6	
Harrison SCOTT	254	Laps 13 Tm. 13:39.422	2	Edward BRAND	203	Laps 13 Tm. 13:39.705
	3				4	
Sean BABINGTON	205	Laps 13 Tm. 13:36.232	1	Pierce LEHANE	222	Laps 13 Tm. 13:38.730
	1		Row		2	

Pole Position

Clerk of the course Nigel Edwards:
 Stewards (Chairman) Ian Watson:

Scrutineer Paul Klaassen:
 Timekeeping Ingrid/Meik Wagner:

posted at: h

These results are provisional until the conclusion of any judicial and technical matters

printed 16.09.2012 12:22



Rotax Euro Challenge 2012 Salbris

Rotax Seniors Salbris 1,495 Km

Final **-NEW-** 16.09.2012 14:30


Race (16 Laps) started at 14:48:04

Pos	No.	Name	Nat.	Chassis	Race Team	Laps	Total Tm	Diff	Best Tm	In Lap	km/h	Points
1	205	Sean BABINGTON	GBR	Alonso	Dan Holland Racing	16	16:44.203		1:02.340	14	86,333	55
2	232	James SINGLETON	GBR	CRG	Coles Racing	16	16:45.159	0.956	1:02.220	6	86,500	52
3	254	Harrison SCOTT	GBR	Tonykart	Strawberry Racing	16	16:48.053	3.850	1:02.544	6	86,051	50
4	212	Jiri FORMAN	GBR	Formula K	Protrain Racing	16	16:48.255	4.052	1:02.277	5	86,420	49
5	217	Glen VAN DROOGENBROEC	BEL	Tonykart	Bouvin Power	16	16:49.579	5.376	1:02.268	6	86,433	48
6	203	Edward BRAND	GBR	Formula K	Formula K Europe	16	16:50.043	5.840	1:02.464	5	86,162	47
7	213	Thomas BENISRI	FRA	Sodikart	Sodikart Junior Team	16	16:53.814	9.611	1:02.629	7	85,935	46
8	222	Pierce LEHANE	AUS	Alonso	Dan Holland Racing	16	16:54.276	10.073	1:02.612	5	85,958	45
9	214	Michael COOL	BEL	Tonykart	Bouvin Power	16	16:59.474	15.271	1:02.873	5	85,601	44
10	240	Petr BEZEL	CZE	MS Kart	MS Kart Racing Team	16	16:59.707	15.504	1:02.809	5	85,688	43
11	326	Jack BARLOW	GBR	Tonykart	Strawberry Racing	16	17:00.266	16.063	1:02.425	6	86,215	42
12	320	Xavier POZZOLI	FRA	Kosmic	Sonic Racing Kart	16	17:02.225	18.022	1:02.936	13	85,515	41
13	278	Barrie PULLINGER	GBR	Alonso	Dan Holland Racing	16	17:02.733	18.530	1:02.996	6	85,434	40
14	325	Tom OLIPHANT	GBR	Kosmic	Paul Carr Racing	16	17:03.753	19.550	1:02.645	6	85,913	39
15	207	Ferenc KANCSAR	AUT	Birel	Kalman Motorsport	16	17:03.829	19.626	1:02.610	3	85,961	38
16	234	Ash HAND	GBR	Alonso	Dan Holland Racing	16	17:04.710	20.507	1:02.987	5	85,446	37
17	294	Makino TADASUKE	JPN	Birel	Kalman Motorsport	16	17:05.120	20.917	1:02.930	4	85,524	36
18	272	Jules COUSIN	FRA	FA Kart	DSS Kart	16	17:05.333	21.130	1:02.781	8	85,727	35
19	260	Bas DE LAAT	NED	Gillard	PDB Racing Team	16	17:06.041	21.838	1:02.955	4	85,490	34
20	299	Philip MORIN	SWE	Alonso	Dan Holland Racing	16	17:06.325	22.122	1:02.903	13	85,560	33
21	219	Andreas BACKMAN	SWE	Tonykart	Strawberry Racing	16	17:06.448	22.245	1:02.929	4	85,525	32
22	293	Sandor JAKAB	SVK	Birel	Kalman Motorsport	16	17:07.524	23.321	1:02.810	11	85,687	31
23	250	Ludvig MORIN	SWE	Kosmic	Paul Carr Racing	16	17:07.764	23.561	1:02.799	4	85,702	30
24	216	Bryan EERDEN	NED	Gillard	PDB Kart Racing	16	17:07.974	23.771	1:02.988	7	85,445	29
25	252	Juuso PYKALAINEN	FIN	Tonykart	MPT Racing	16	17:08.213	24.010	1:03.099	14	85,295	28
26	220	Mathias SMITH	DEN	Kosmic	Star Karting	16	17:09.733	25.530	1:03.105	5	85,286	27
27	273	Jonas FORS	SWE	Kosmic	Paul Carr Racing	16	17:12.130	27.927	1:03.016	4	85,407	26
28	290	Ukyo SASAHARA	JPN	DR	VPDR	16	17:12.571	28.368	1:02.546	4	86,049	25
29	270	Santeri VARIS	FIN	Tonykart	JTL Racing	16	17:21.095	36.892	1:03.146	13	85,231	24
30	259	Nicolas PICOT	FRA	Sodikart	Kart Pro Racing	13	13:58.196	3 Laps	1:02.735	4	85,789	23
31	302	Kevin MINIER	FRA	Tonykart	MD Competition	13	13:58.378	3 Laps	1:02.933	5	85,520	22
32	230	Charlie TURNER	GBR	CRG	Coles Racing	10	11:58.734	6 Laps	1:03.088	8	85,309	21
33	296	Josh HART	NZL	Praga	Uniq Racing	6	6:21.653	10 Laps	1:02.563	5	86,025	20
34	210	Antoine BARTHON	FRA	Alonso	Dan Holland Racing		0.904	16 Laps		0	-	19

Announcements

These results are provisional until the conclusion of any judicial and technical matters
 No. 326 + 207 warning board
 Started: 34 Classified: 34 Not classified: 0
 No. 326 time penalty 10 sec / reason unfair driving

Margin of Victory	Ø km/h	Best Lap Tm	km/h	Best Lap by
0.956	85,752	1:02.220	86,500	232 - James SINGLETON

Timekeeping Ingrid and Meik Wagner:  Clerk of the course Nigel Edwards: www.mylaps.com
 Steward (Chairman) Ian Watson: Chief Scrutineer Paul Klaassen: Licensed to: Motorsport Events
 Printed: 16.09.2012 16:07:22 posted at: h



Rotax Euro Challenge 2012 Salbris

Rotax Seniors

Salbris 1,495 Km

Final

16.09.2012 14:30

Race (16 Laps) started at 14:48:04

Lap	Time of Day	Lap Tm	Diff	S1 Tm	S2 Tm	S3 Tm	Lap	Time of Day	Lap Tm	Diff	S1 Tm	S2 Tm	S3 Tm
5	14:53:36.447	1:03.002	+0.267	22.111	18.595	22.296							
6	14:54:39.451	1:03.004	+0.269	22.099	18.603	22.302							
7	14:55:42.519	1:03.068	+0.333	22.074	18.662	22.332							
8	14:56:45.530	1:03.011	+0.276	22.094	18.607	22.310							
9	14:57:48.504	1:02.974	+0.239	22.151	18.584	22.239							
10	14:58:52.274	1:03.770	+1.035	21.962	19.166	22.642							
11	14:59:55.274	1:03.000	+0.265	22.122	18.574	22.304							
12	15:00:59.055	1:03.781	+1.046	22.311	18.944	22.526							
13	15:02:02.676	1:03.621	+0.886	22.411	18.804	22.406							

(302) Kevin MINIER

1	14:49:18.511	1:11.630	+8.697	28.320	20.092	23.218
2	14:50:22.947	1:04.436	+1.503	22.935	18.870	22.631
3	14:51:27.661	1:04.714	+1.781	22.555	19.560	22.599
4	14:52:30.716	1:03.055	+0.122	21.977	18.654	22.424
5	14:53:33.649	1:02.933		21.970	18.569	22.394
6	14:54:37.049	1:03.400	+0.467	22.070	18.855	22.475
7	14:55:40.575	1:03.526	+0.593	22.220	18.883	22.423
8	14:56:43.984	1:03.409	+0.476	22.055	18.789	22.565
9	14:57:46.983	1:02.999	+0.066	22.040	18.575	22.384
10	14:58:52.581	1:05.598	+2.665	22.332	20.503	22.763
11	14:59:55.708	1:03.127	+0.194	22.129	18.575	22.423
12	15:00:58.894	1:03.186	+0.253	22.025	18.703	22.458
13	15:02:02.858	1:03.964	+1.031	22.797	18.661	22.506

(230) Charlie TURNER

1	14:49:12.643	1:07.560	+4.472	25.124	19.613	22.823
2	14:50:15.910	1:03.267	+0.179	22.158	18.767	22.342
3	14:51:20.041	1:04.131	+1.043	22.068	19.356	22.707
4	14:52:25.052	1:05.011	+1.923	22.636	19.101	23.274
5	14:53:28.277	1:03.225	+0.137	22.285	18.680	22.260
6	14:54:31.710	1:03.433	+0.345	22.059	19.042	22.332
7	14:55:35.166	1:03.456	+0.368	22.313	18.896	22.247
8	14:56:38.254	1:03.088		21.977	18.591	22.520
9	14:57:42.050	1:03.796	+0.708	22.602	18.908	22.286
10	15:00:03.214	2:21.164	+1:18.076	22.619	18.628	1:39.917

(296) Josh HART

1	14:49:09.928	1:05.283	+2.720	23.116	19.255	22.912
2	14:50:14.046	1:04.118	+1.555	22.568	19.012	22.538
3	14:51:18.097	1:04.051	+1.488	22.607	19.057	22.387
4	14:52:20.956	1:02.859	+0.296	21.970	18.580	22.309
5	14:53:23.519	1:02.563		21.861	18.457	22.245
6	14:54:26.133	1:02.614	+0.051	21.853	18.509	22.252



Rotax Euro Challenge 2012 Salbris

Rotax DD2

Salbris 1,495 Km

Non Qualifying Practice 1

14.09.2012 12:40

Practice (7:00 Time) started at 12:40:27

Pos	No.	Name	Nat.	Chassis	Race Team	Laps	Best Tm	Diff	Gap In Lap	km/h
1	665	Ben COOPER	CAN	Birel	Kalman Motorsport	6	1:00.930			88,331
2	623	Lucas ORROCK	GBR	Kosmic	Paul Carr Racing	6	1:01.335	0.405	0.405	87,748
3	638	Geoffrey JAMIN	FRA	FA Kart	RM Concept	6	1:01.347	0.417	0.012	87,730
4	618	Thomas SMITH	DEN	Kosmic	Star Karting	6	1:01.359	0.429	0.012	87,713
5	602	Mathias DETIGE	BEL	MS Kart	Bouvin Power	7	1:01.364	0.434	0.005	87,706
6	607	Kevin LUDI	SUI	Birel	Spirit Racing	6	1:01.581	0.651	0.217	87,397
7	643	Tom DIELISSSEN	NED	CRG	CRG Holland	6	1:01.722	0.792	0.141	87,197
8	608	Xen DE RUWE	BEL	Formula K	Formula K Europe	6	1:01.788	0.858	0.066	87,104
9	604	Patrick PEARCE	GBR	Tonykart	Tatum Racing	7	1:01.826	0.896	0.038	87,051
10	640	Chris STERKEN	NED	CRG	CRG Holland	6	1:01.859	0.929	0.033	87,004
11	615	Christophe ADAMS (MAST)	FRA	Sodikart	Sodikart NL	6	1:01.958	1.028	0.099	86,865
12	652	Harry DRYSDALE	GBR	Tonykart	Tatum Racing	7	1:01.975	1.045	0.017	86,841
13	649	Miika LAIHO	FIN	Tonykart	MPT Racing	6	1:01.978	1.048	0.003	86,837
14	646	Dennis KROES (MASTER)	NED	Tonykart	Team Kroes	7	1:02.110	1.180	0.132	86,653
15	664	Luka KAMALI	GER	CRG	Team DMV	7	1:02.147	1.217	0.037	86,601
16	624	Haralds GARKAKLIS	LAT	Gillard	DFK	5	1:02.209	1.279	0.062	86,515
17	621	Sascha Pio HAIDA	GER	Birel	Haida Motorsport	6	1:02.210	1.280	0.001	86,513
18	644	Erwin MONTFOORT	NED	Maddox	Montfoort Motorsport	7	1:02.215	1.285	0.005	86,506
19	663	Bozec GOULVEN	FRA	Sodikart	Sodikart Junior Team	5	1:02.306	1.376	0.091	86,380
20	620	Florent LAMBERT (MASTEI)	GBR	Tonykart	Tatum Racing	7	1:02.311	1.381	0.005	86,373
21	660	Florian DAVAIL	FRA	FA Kart	DSS Kart	6	1:02.362	1.432	0.051	86,303
22	625	Igor MUKHIN (MASTER)	RUS	Formula K	Formula K Europe	6	1:02.383	1.453	0.021	86,274
23	651	Maxime GRAVOUILLE	FRA	Sodikart	Kart Pro Racing	5	1:02.392	1.462	0.009	86,261
24	636	Tamsin GERMAIN (MASTE)	GBR	Gillard	DG Racing	6	1:02.421	1.491	0.029	86,221
25	661	Gerry HARGITAI (MASTER)	HUN	Tonykart	Hargitai Racing	6	1:02.833	1.903	0.412	85,656
26	650	Tiffany CHITTENDEN	GBR	Praga	Brand Racing	2	1:02.854	1.924	0.021	85,627
27	635	Chris GROEN (MASTER)	NED	Kosmic	Team Kroes	5	1:02.958	2.028	0.104	85,486
28	637	Martins STEINERTS	LAT	MS Kart	Steinerts RT	4	1:03.448	2.518	0.490	84,825
29	662	Jose DELGADO (MASTER)	VEN	Tonykart	Scuderia R	6	1:04.039	3.109	0.591	84,043

Timekeeping Ingrid and Meik Wagner:

Clerk of the course Nigel Edwards:

www.mylaps.com

Steward (Chairman) Ian Watson:

Chief Scrutineer Paul Klaassen:

Licensed to: Motorsport Events

Printed: 14.09.2012 12:48:39

posted at:

h



Rotax Euro Challenge 2012 Salbris

Rotax DD2

Salbris 1,495 Km

Non Qualifying Practice 2

14.09.2012 14:40

Practice (7:00 Time) started at 14:40:00

Pos	No.	Name	Nat.	Chassis	Race Team	Laps	Best Tm	Diff	Gap In Lap	km/h
1	665	Ben COOPER	CAN	Birel	Kalman Motorsport	6	1:00.848			5 88,450
2	607	Kevin LUDI	SUI	Birel	Spirit Racing	5	1:01.033	0.185	0.185	4 88,182
3	608	Xen DE RUWE	BEL	Formula K	Formula K Europe	6	1:01.073	0.225	0.040	4 88,124
4	602	Mathias DETIGE	BEL	MS Kart	Bouvin Power	6	1:01.114	0.266	0.041	5 88,065
5	623	Lucas ORROCK	GBR	Kosmic	Paul Carr Racing	5	1:01.162	0.314	0.048	4 87,996
6	618	Thomas SMITH	DEN	Kosmic	Star Karting	6	1:01.258	0.410	0.096	6 87,858
7	632	Antoine LEPESQUEUX	FRA	Sodikart	Sodikart Junior Team	7	1:01.371	0.523	0.113	7 87,696
8	604	Patrick PEARCE	GBR	Tonykart	Tatum Racing	7	1:01.421	0.573	0.050	7 87,625
9	638	Geoffrey JAMIN	FRA	FA Kart	RM Concept	6	1:01.425	0.577	0.004	5 87,619
10	660	Florian DAVAIL	FRA	FA Kart	DSS Kart	6	1:01.441	0.593	0.016	3 87,596
11	643	Tom DIELISSSEN	NED	CRG	CRG Holland	6	1:01.485	0.637	0.044	5 87,534
12	615	Christophe ADAMS (MAST)	FRA	Sodikart	Sodikart NL	7	1:01.518	0.670	0.033	6 87,487
13	651	Maxime GRAVOUILLE	FRA	Sodikart	Kart Pro Racing	7	1:01.520	0.672	0.002	6 87,484
14	649	Miika LAIHO	FIN	Tonykart	MPT Racing	6	1:01.529	0.681	0.009	5 87,471
15	624	Haralds GARKAKLIS	LAT	Gillard	DFK	6	1:01.577	0.729	0.048	5 87,403
16	663	Bozec GOULVEN	FRA	Sodikart	Sodikart Junior Team	5	1:01.670	0.822	0.093	3 87,271
17	652	Harry DRYSDALE	GBR	Tonykart	Tatum Racing	7	1:01.884	1.036	0.214	6 86,969
18	640	Chris STERKEN	NED	CRG	CRG Holland	6	1:01.914	1.066	0.030	6 86,927
19	620	Florent LAMBERT (MASTEI)	GBR	Tonykart	Tatum Racing	7	1:01.924	1.076	0.010	5 86,913
20	625	Igor MUKHIN (MASTER)	RUS	Formula K	Formula K Europe	7	1:02.010	1.162	0.086	5 86,792
21	646	Dennis KROES (MASTER)	NED	Tonykart	Team Kroes	7	1:02.024	1.176	0.014	6 86,773
22	621	Sascha Pio HAIDA	GER	Birel	Haida Motorsport	6	1:02.057	1.209	0.033	5 86,727
23	664	Luka KAMALI	GER	CRG	Team DMV	6	1:02.116	1.268	0.059	5 86,644
24	644	Erwin MONTFOORT	NED	Maddox	Montfoort Motorsport	3	1:02.173	1.325	0.057	3 86,565
25	650	Tiffany CHITTENDEN	GBR	Praga	Brand Racing	4	1:02.322	1.474	0.149	4 86,358
26	661	Gerry HARGITAI (MASTER)	HUN	Tonykart	Hargitai Racing	6	1:02.390	1.542	0.068	6 86,264
27	636	Tamsin GERMAIN (MASTE)	GBR	Gillard	DG Racing	6	1:02.507	1.659	0.117	6 86,102
28	635	Chris GROEN (MASTER)	NED	Kosmic	Team Kroes	6	1:02.736	1.888	0.229	6 85,788
29	662	Jose DELGADO (MASTER)	VEN	Tonykart	Scuderia R	4	1:03.826	2.978	1.090	3 84,323
30	637	Martins STEINERTS	LAT	MS Kart	Steinerts RT	1	1:04.222	3.374	0.396	1 83,803



Rotax Euro Challenge 2012 Salbris

Rotax DD2

Salbris 1,495 Km

Qualifying Practice

14.09.2012 18:00

Qualifying (15:00 Time) started at 18:00:00

Pos	No.	Name	Nat.	Chassis	Race Team	Laps	Best Tm	Diff	Gap In Lap	km/h
1	649	Miika LAIHO	FIN	Tonykart	MPT Racing	6	1:00.903			4 88,370
2	602	Mathias DETIGE	BEL	MS Kart	Bouvin Power	7	1:00.973	0.070	0.070	4 88,269
3	665	Ben COOPER	CAN	Birel	Kalman Motorsport	7	1:00.978	0.075	0.005	5 88,261
4	607	Kevin LUDI	SUI	Birel	Spirit Racing	7	1:01.038	0.135	0.060	5 88,175
5	651	Maxime GRAVOUILLE	FRA	Sodikart	Kart Pro Racing	7	1:01.139	0.236	0.101	4 88,029
6	623	Lucas ORROCK	GBR	Kosmic	Paul Carr Racing	7	1:01.149	0.246	0.010	4 88,015
7	643	Tom DIELISSSEN	NED	CRG	CRG Holland	7	1:01.162	0.259	0.013	5 87,996
8	618	Thomas SMITH	DEN	Kosmic	Star Karting	8	1:01.173	0.270	0.011	6 87,980
9	608	Xen DE RUWE	BEL	Formula K	Formula K Europe	7	1:01.260	0.357	0.087	5 87,855
10	638	Geoffrey JAMIN	FRA	FA Kart	RM Concept	8	1:01.281	0.378	0.021	4 87,825
11	632	Antoine LEPESQUEUX	FRA	Sodikart	Sodikart Junior Team	10	1:01.301	0.398	0.020	5 87,796
12	604	Patrick PEARCE	GBR	Tonykart	Tatum Racing	8	1:01.336	0.433	0.035	5 87,746
13	663	Bozec GOULVEN	FRA	Sodikart	Sodikart Junior Team	7	1:01.435	0.532	0.099	5 87,605
14	640	Chris STERKEN	NED	CRG	CRG Holland	8	1:01.507	0.604	0.072	4 87,502
15	646	Dennis KROES (MASTER)	NED	Tonykart	Team Kroes	8	1:01.543	0.640	0.036	6 87,451
16	624	Haralds GARKAKLIS	LAT	Gillard	DFK	7	1:01.587	0.684	0.044	4 87,389
17	644	Erwin MONTFOORT	NED	Maddox	Montfoort Motorsport	7	1:01.658	0.755	0.071	4 87,288
18	652	Harry DRYSDALE	GBR	Tonykart	Tatum Racing	8	1:01.660	0.757	0.002	5 87,285
19	621	Sascha Pio HAIDA	GER	Birel	Haida Motorsport	7	1:01.734	0.831	0.074	5 87,180
20	636	Tamsin GERMAIN (MASTE)	GBR	Gillard	DG Racing	8	1:01.830	0.927	0.096	6 87,045
21	660	Florian DAVAIL	FRA	FA Kart	DSS Kart	8	1:01.915	1.012	0.085	5 86,926
22	615	Christophe ADAMS (MAST)	FRA	Sodikart	Sodikart NL	7	1:01.921	1.018	0.006	7 86,917
23	625	Igor MUKHIN (MASTER)	RUS	Formula K	Formula K Europe	7	1:01.937	1.034	0.016	7 86,895
24	661	Gerry HARGITAI (MASTER)	HUN	Tonykart	Hargitai Racing	8	1:02.012	1.109	0.075	6 86,790
25	650	Tiffany CHITTENDEN	GBR	Praga	Brand Racing	9	1:02.026	1.123	0.014	6 86,770
26	620	Florent LAMBERT (MASTEI)	GBR	Tonykart	Tatum Racing	8	1:02.149	1.246	0.123	6 86,598
27	635	Chris GROEN (MASTER)	NED	Kosmic	Team Kroes	5	1:02.217	1.314	0.068	5 86,504
28	637	Martins STEINERTS	LAT	MS Kart	Steinerts RT	8	1:02.379	1.476	0.162	4 86,279
29	664	Luka KAMALI	GER	CRG	Team DMV	7	1:02.473	1.570	0.094	6 86,149
30	662	Jose DELGADO (MASTER)	VEN	Tonykart	Scuderia R	7	1:03.125	2.222	0.652	5 85,259

Announcements

These results are provisional until the conclusion of any judicial and technical matters

Timekeeping Ingrid and Meik Wagner:

Clerk of the course Nigel Edwards:

www.mylaps.com

Steward (Chairman) Ian Watson:

Chief Scrutineer Paul Klaassen:

Licensed to: Motorsport Events



Rotax Euro Challenge 2012 Salbris

Rotax DD2

Salbris 1,495 Km

Qualifying Practice

14.09.2012 18:00

Qualifying (15:00 Time) started at 18:00:00

Lap	Time of Day	Lap Tm	Diff	S1 Tm	S2 Tm	S3 Tm
(649) Miika LAIHO						
1	18:08:52.147	1:38.118	+37.215			
2	18:09:58.527	1:06.380	+5.477			
3	18:11:00.432	1:01.905	+1.002			
4	18:12:01.335	1:00.903				
5	18:13:02.547	1:01.212	+0.309			
6	18:14:03.836	1:01.289	+0.386			
(602) Mathias DETIGE						
1	18:08:48.135	1:43.456	+42.483			
2	18:09:53.676	1:05.541	+4.568			
3	18:10:55.020	1:01.344	+0.371			
4	18:11:55.993	1:00.973				
5	18:12:57.447	1:01.454	+0.481			
6	18:13:59.145	1:01.698	+0.725			
7	18:15:00.820	1:01.675	+0.702			
(665) Ben COOPER						
1	18:09:09.699	1:12.772	+11.794			
2	18:10:12.047	1:02.348	+1.370			
3	18:11:13.300	1:01.253	+0.275			
4	18:12:14.311	1:01.011	+0.033			
5	18:13:15.289	1:00.978				
6	18:14:16.330	1:01.041	+0.063			
7	18:15:17.459	1:01.129	+0.151			
(607) Kevin LUDI						
1	18:08:47.669	1:45.901	+44.863			
2	18:09:51.728	1:04.059	+3.021			
3	18:10:53.137	1:01.409	+0.371			
4	18:11:54.773	1:01.636	+0.598			
5	18:12:55.811	1:01.038				
6	18:13:57.122	1:01.311	+0.273			
7	18:15:02.756	1:05.634	+4.596			
(651) Maxime GRAVOUILLE						
1	18:08:48.205	1:45.434	+44.295			
2	18:09:54.019	1:05.814	+4.675			
3	18:10:56.083	1:02.064	+0.925			
4	18:11:57.222	1:01.139				
5	18:12:58.484	1:01.262	+0.123			
6	18:13:59.947	1:01.463	+0.324			
7	18:15:03.022	1:03.075	+1.936			
(623) Lucas ORROCK						
1	18:09:09.489	2:08.488	+1:07.339			
2	18:10:13.664	1:04.175	+3.026			
3	18:11:15.072	1:01.408	+0.259			
4	18:12:16.221	1:01.149				
5	18:13:17.483	1:01.262	+0.113			
6	18:14:18.990	1:01.507	+0.358			
7	18:15:20.274	1:01.284	+0.135			
(643) Tom DIELISSSEN						
1	18:09:11.139	1:19.678	+18.516			
2	18:10:14.191	1:03.052	+1.890			
3	18:11:15.558	1:01.367	+0.205			
4	18:12:16.751	1:01.193	+0.031			
5	18:13:17.913	1:01.162				
6	18:14:19.279	1:01.366	+0.204			
7	18:15:20.685	1:01.406	+0.244			
(618) Thomas SMITH						
1	18:07:58.019	1:15.794	+14.621			
2	18:09:01.838	1:03.819	+2.646			

Lap	Time of Day	Lap Tm	Diff	S1 Tm	S2 Tm	S3 Tm
3	18:10:03.534	1:01.696	+0.523			
4	18:11:04.887	1:01.353	+0.180			
5	18:12:06.111	1:01.224	+0.051			
6	18:13:07.284	1:01.173				
7	18:14:08.646	1:01.362	+0.189			
8	18:15:10.258	1:01.612	+0.439			
(608) Xen DE RUWE						
1	18:08:47.144	1:36.849	+35.589			
2	18:09:51.259	1:04.115	+2.855			
3	18:10:52.978	1:01.719	+0.459			
4	18:11:54.257	1:01.279	+0.019			
5	18:12:55.517	1:01.260				
6	18:13:56.800	1:01.283	+0.023			
7	18:15:01.534	1:04.734	+3.474			
(638) Geoffrey JAMIN						
1	18:08:47.957	1:46.657	+45.376			
2	18:09:52.544	1:04.587	+3.306			
3	18:10:54.430	1:01.886	+0.605			
4	18:11:55.711	1:01.281				
5	18:12:57.189	1:01.478	+0.197			
6	18:13:58.705	1:01.516	+0.235			
7	18:15:00.366	1:01.661	+0.380			
8	18:16:04.564	1:04.198	+2.917			
(632) Antoine LEPESQUEUX						
1	18:06:27.283	1:09.901	+8.600			
2	18:07:29.971	1:02.688	+1.387			
3	18:08:34.100	1:04.129	+2.828			
4	18:09:35.963	1:01.863	+0.562			
5	18:10:37.264	1:01.301				
6	18:11:38.816	1:01.552	+0.251			
7	18:12:40.533	1:01.717	+0.416			
8	18:13:42.103	1:01.570	+0.269			
9	18:14:43.681	1:01.578	+0.277			
10	18:15:45.290	1:01.609	+0.308			
(604) Patrick PEARCE						
1	18:08:19.800	1:17.273	+15.937			
2	18:09:22.768	1:02.968	+1.632			
3	18:10:24.621	1:01.853	+0.517			
4	18:11:26.019	1:01.398	+0.062			
5	18:12:27.355	1:01.336				
6	18:13:28.851	1:01.496	+0.160			
7	18:14:30.468	1:01.617	+0.281			
8	18:15:32.208	1:01.740	+0.404			
(663) Bozec GOULVEN						
1	18:07:38.882	1:14.371	+12.936			
2	18:08:48.859	1:09.977	+8.542			
3	18:09:54.399	1:05.540	+4.105			
4	18:10:56.392	1:01.993	+0.558			
5	18:11:57.827	1:01.435				
6	18:12:59.313	1:01.486	+0.051			
7	18:14:01.112	1:01.799	+0.364			
(640) Chris STERKEN						
1	18:08:38.338	1:21.219	+19.712			
2	18:09:41.759	1:03.421	+1.914			
3	18:10:43.938	1:02.179	+0.672			
4	18:11:45.445	1:01.507				
5	18:12:47.052	1:01.607	+0.100			
6	18:13:48.720	1:01.668	+0.161			
7	18:14:50.760	1:02.040	+0.533			
8	18:15:52.656	1:01.896	+0.389			



Rotax Euro Challenge 2012 Salbris

Rotax DD2

Salbris 1,495 Km

Qualifying Practice

14.09.2012 18:00

Qualifying (15:00 Time) started at 18:00:00

Lap	Time of Day	Lap Tm	Diff	S1 Tm	S2 Tm	S3 Tm	Lap	Time of Day	Lap Tm	Diff	S1 Tm	S2 Tm	S3 Tm
(646) Dennis KROES (MASTER)							(615) Christophe ADAMS (MASTER)						
1	18:07:04.070	1:16.459	+14.916				8	18:15:47.280	1:02.038	+0.123			
2	18:08:09.357	1:05.287	+3.744				1	18:08:20.433	1:17.204	+15.283			
3	18:09:12.359	1:03.002	+1.459				2	18:09:53.083	1:32.650	+30.729			
4	18:10:14.491	1:02.132	+0.589				3	18:11:00.822	1:07.739	+5.818			
5	18:11:16.328	1:01.837	+0.294				4	18:12:02.973	1:02.151	+0.230			
6	18:12:17.871	1:01.543					5	18:13:04.901	1:01.928	+0.007			
7	18:13:19.613	1:01.742	+0.199				6	18:14:07.048	1:02.147	+0.226			
8	18:14:21.412	1:01.799	+0.256				7	18:15:08.969	1:01.921				
(624) Haralds GARKAKLIS							(625) Igor MUKHIN (MASTER)						
1	18:08:24.373	1:12.082	+10.495				1	18:07:50.931	1:13.773	+11.836			
2	18:09:27.029	1:02.656	+1.069				2	18:08:56.177	1:05.246	+3.309			
3	18:10:28.826	1:01.797	+0.210				3	18:09:58.965	1:02.788	+0.851			
4	18:11:30.413	1:01.587					4	18:11:01.395	1:02.430	+0.493			
5	18:12:32.485	1:02.072	+0.485				5	18:12:03.459	1:02.064	+0.127			
6	18:13:34.292	1:01.807	+0.220				6	18:13:05.494	1:02.035	+0.098			
7	18:14:36.155	1:01.863	+0.276				7	18:14:07.431	1:01.937				
(644) Erwin MONTFOORT							(661) Gerry HARGITAI (MASTER)						
1	18:08:24.892	1:11.929	+10.271				1	18:06:01.362	1:14.694	+12.682			
2	18:09:27.900	1:03.008	+1.350				2	18:07:06.056	1:04.694	+2.682			
3	18:10:30.245	1:02.345	+0.687				3	18:08:11.387	1:05.331	+3.319			
4	18:11:31.903	1:01.658					4	18:09:14.048	1:02.661	+0.649			
5	18:12:33.858	1:01.955	+0.297				5	18:10:16.323	1:02.275	+0.263			
6	18:13:35.744	1:01.886	+0.228				6	18:11:18.335	1:02.012				
7	18:14:37.624	1:01.880	+0.222				7	18:12:20.391	1:02.056	+0.044			
(652) Harry DRYSDALE							(650) Tiffany CHITTENDEN						
1	18:07:55.967	1:22.304	+20.644				1	18:06:48.733	1:17.222	+15.196			
2	18:09:04.220	1:08.253	+6.593				2	18:07:53.914	1:05.181	+3.155			
3	18:10:07.288	1:03.068	+1.408				3	18:08:57.220	1:03.306	+1.280			
4	18:11:09.326	1:02.038	+0.378				4	18:09:59.639	1:02.419	+0.393			
5	18:12:10.986	1:01.660					5	18:11:01.751	1:02.112	+0.086			
6	18:13:12.789	1:01.803	+0.143				6	18:12:03.777	1:02.026				
7	18:14:14.620	1:01.831	+0.171				7	18:13:05.834	1:02.057	+0.031			
8	18:15:16.582	1:01.962	+0.302				8	18:14:08.090	1:02.256	+0.230			
(621) Sascha Pio HAIDA							(620) Florent LAMBERT (MASTER)						
1	18:09:08.685	2:03.054	+1:01.320				1	18:07:09.838	1:20.222	+18.073			
2	18:10:15.067	1:06.382	+4.648				2	18:08:20.830	1:10.992	+8.843			
3	18:11:17.249	1:02.182	+0.448				3	18:09:42.416	1:21.586	+19.437			
4	18:12:19.004	1:01.755	+0.021				4	18:10:45.150	1:02.734	+0.585			
5	18:13:20.738	1:01.734					5	18:11:47.452	1:02.302	+0.153			
6	18:14:22.702	1:01.964	+0.230				6	18:12:49.601	1:02.149				
7	18:15:24.927	1:02.225	+0.491				7	18:13:51.924	1:02.323	+0.174			
(636) Tamsin GERMAIN (MASTER)							(635) Chris GROEN (MASTER)						
1	18:07:47.582	1:11.940	+10.110				1	18:07:04.559	1:16.614	+14.397			
2	18:08:52.588	1:05.006	+3.176				2	18:08:12.092	1:07.533	+5.316			
3	18:09:55.426	1:02.838	+1.008				3	18:09:15.798	1:03.706	+1.489			
4	18:10:57.966	1:02.540	+0.710				4	18:10:18.484	1:02.686	+0.469			
5	18:11:59.845	1:01.879	+0.049				5	18:11:20.701	1:02.217				
6	18:13:01.675	1:01.830					(637) Martins STEINERTS						
7	18:14:03.604	1:01.929	+0.099				1	18:08:28.614	1:21.447	+19.068			
8	18:15:06.310	1:02.706	+0.876				2	18:09:32.535	1:03.921	+1.542			
(660) Florian DAVAIL							3	18:10:35.594	1:03.059	+0.680			
1	18:08:28.857	1:20.531	+18.616				4	18:11:37.973	1:02.379				
2	18:09:32.181	1:03.324	+1.409				5	18:12:40.384	1:02.411	+0.032			
3	18:10:34.984	1:02.803	+0.888				6	18:13:42.948	1:02.564	+0.185			
4	18:11:36.934	1:01.950	+0.035				7	18:14:45.461	1:02.513	+0.134			
5	18:12:38.849	1:01.915											
6	18:13:43.257	1:04.408	+2.493										
7	18:14:45.242	1:01.985	+0.070										

Timekeeping Ingrid and Meik Wagner:

Clerk of the course Nigel Edwards:

www.mylaps.com

Steward (Chairman) Ian Watson:

Chief Scrutineer Paul Klaassen:

Licensed to: Motorsport Events

Printed: 14.09.2012 18:17:19

posted at:

h

Page 2/3



Rotax Euro Challenge 2012 Salbris

Rotax DD2

Salbris 1,495 Km

Qualifying Practice

14.09.2012 18:00

Qualifying (15:00 Time) started at 18:00:00

Lap	Time of Day	Lap Tm	Diff	S1 Tm	S2 Tm	S3 Tm	Lap	Time of Day	Lap Tm	Diff	S1 Tm	S2 Tm	S3 Tm
-----	-------------	--------	------	-------	-------	-------	-----	-------------	--------	------	-------	-------	-------

8	18:15:48.006	1:02.545	+0.166										
---	--------------	----------	--------	--	--	--	--	--	--	--	--	--	--

(664) Luka KAMALI

1	18:08:47.792	1:44.344	+41.871										
2	18:09:54.371	1:06.579	+4.106										
3	18:11:07.626	1:13.255	+10.782										
4	18:12:10.471	1:02.845	+0.372										
5	18:13:13.181	1:02.710	+0.237										
6	18:14:15.654	1:02.473											
7	18:15:18.428	1:02.774	+0.301										

(662) Jose DELGADO (MASTER)

1	18:08:26.496	1:28.826	+25.701										
2	18:09:32.120	1:05.624	+2.499										
3	18:10:36.191	1:04.071	+0.946										
4	18:11:39.996	1:03.805	+0.680										
5	18:12:43.121	1:03.125											
6	18:13:47.250	1:04.129	+1.004										
7	18:14:51.221	1:03.971	+0.846										

Rotax Euro Challenge 2012
 Class: Rotax Max DD2
 Date/Time: 15.09.2012 12:10

Track: Salbris / France
 Heat: Race 7 Qualifying Heat 1
 Laps: 9

Edition 1

			18			
			17			
			16			
Luka KAMALI	664	1:02.473 1.570	15	Jose DELGADO (MAS)	662	1:03.125 2.222
	29				30	
Chris GROEN (MASTE)	635	1:02.217 1.314	14	Martins STEINERTS	637	1:02.379 1.476
	27				28	
Tiffany CHITTENDEN	650	1:02.026 1.123	13	Florent LAMBERT (MAS)	620	1:02.149 1.246
	25				26	
Igor MUKHIN (MASTE)	625	1:01.937 1.034	12	Gerry HARGITAI (MAS)	661	1:02.012 1.109
	23				24	
Florian DAVAIL	660	1:01.915 1.012	11	Christophe ADAMS (MASTE)	615	1:01.921 1.018
	21				22	
Sascha Pio HAIDA	621	1:01.734 0.831	10	Tamsin GERMAIN (MAS)	636	1:01.830 0.927
	19				20	
Erwin MONTFOORT	644	1:01.658 0.755	9	Harry DRYSDALE	652	1:01.660 0.757
	17				18	
Dennis KROES (MASTE)	646	1:01.543 0.640	8	Haralds GARKAKLIS	624	1:01.587 0.684
	15				16	
Bozec GOULVEN	663	1:01.435 0.532	7	Chris STERKEN	640	1:01.507 0.604
	13				14	
Antoine LEPESQUEUX	632	1:01.301 0.398	6	Patrick PEARCE	604	1:01.336 0.433
	11				12	
Xen DE RUWE	608	1:01.260 0.357	5	Geoffrey JAMIN	638	1:01.281 0.378
	9				10	
Tom DIELISSEN	643	1:01.162 0.259	4	Thomas SMITH	618	1:01.173 0.270
	7				8	
Maxime GRAVOUILLE	651	1:01.139 0.236	3	Lucas ORROCK	623	1:01.149 0.246
	5				6	
Ben COOPER	665	1:00.978 0.075	2	Kevin LUDI	607	1:01.038 0.135
	3				4	
Miika LAIHO	649	1:00.903	1	Mathias DETIGE	602	1:00.973 0.070
	1		Row		2	

Pole Position

Clerk of the course Nigel Edwards:
 Stewards (Chairman) Ian Watson:

Scrutineer Paul Klaassen:
 Timekeeping Ingrid/Meik Wagner:

Rotax Euro Challenge 2012
 Class: Rotax Max DD2
 Date/Time: 15.09.2012 15:00

Track: Salbris / France
 Heat: Race 14 Qualifying Heat 2
 Laps: 9

Edition 1

			18			
			17			
			16			
Luka KAMALI	664	1:02.473 1.570	15	Jose DELGADO (MAS)	662	1:03.125 2.222
	29				30	
Chris GROEN (MASTE)	635	1:02.217 1.314	14	Martins STEINERTS	637	1:02.379 1.476
	27				28	
Tiffany CHITTENDEN	650	1:02.026 1.123	13	Florent LAMBERT (MAS)	620	1:02.149 1.246
	25				26	
Igor MUKHIN (MASTE)	625	1:01.937 1.034	12	Gerry HARGITAI (MAS)	661	1:02.012 1.109
	23				24	
Florian DAVAIL	660	1:01.915 1.012	11	Christophe ADAMS (MASTE)	615	1:01.921 1.018
	21				22	
Sascha Pio HAIDA	621	1:01.734 0.831	10	Tamsin GERMAIN (MAS)	636	1:01.830 0.927
	19				20	
Erwin MONTFOORT	644	1:01.658 0.755	9	Harry DRYSDALE	652	1:01.660 0.757
	17				18	
Dennis KROES (MASTE)	646	1:01.543 0.640	8	Haralds GARKAKLIS	624	1:01.587 0.684
	15				16	
Bozec GOULVEN	663	1:01.435 0.532	7	Chris STERKEN	640	1:01.507 0.604
	13				14	
Antoine LEPESQUEUX	632	1:01.301 0.398	6	Patrick PEARCE	604	1:01.336 0.433
	11				12	
Xen DE RUWE	608	1:01.260 0.357	5	Geoffrey JAMIN	638	1:01.281 0.378
	9				10	
Tom DIELISSEN	643	1:01.162 0.259	4	Thomas SMITH	618	1:01.173 0.270
	7				8	
Maxime GRAVOUILLE	651	1:01.139 0.236	3	Lucas ORROCK	623	1:01.149 0.246
	5				6	
Ben COOPER	665	1:00.978 0.075	2	Kevin LUDI	607	1:01.038 0.135
	3				4	
Miika LAIHO	649	1:00.903	1	Mathias DETIGE	602	1:00.973 0.070
	1		Row		2	

Pole Position

Clerk of the course Nigel Edwards:
 Stewards (Chairman) Ian Watson:

Scrutineer Paul Klaassen:
 Timekeeping Ingrid/Meik Wagner:

Rotax Euro Challenge 2012
 Class: Rotax Max DD2
 Date/Time: 15.09.2012 17:00

Track:
 Heat:
 Laps:

Salbris / France
 Race 19 Qualifying Heat 3
 9

Edition 1

			18			
			17			
			16			
Luka KAMALI	664	1:02.473 1.570	15	Jose DELGADO (MAS)	662	1:03.125 2.222
	29				30	
Chris GROEN (MASTE)	635	1:02.217 1.314	14	Martins STEINERTS	637	1:02.379 1.476
	27				28	
Tiffany CHITTENDEN	650	1:02.026 1.123	13	Florent LAMBERT (MAS)	620	1:02.149 1.246
	25				26	
Igor MUKHIN (MASTE)	625	1:01.937 1.034	12	Gerry HARGITAI (MAS)	661	1:02.012 1.109
	23				24	
Florian DAVAIL	660	1:01.915 1.012	11	Christophe ADAMS (MASTE)	615	1:01.921 1.018
	21				22	
Sascha Pio HAIDA	621	1:01.734 0.831	10	Tamsin GERMAIN (MAS)	636	1:01.830 0.927
	19				20	
Erwin MONTFOORT	644	1:01.658 0.755	9	Harry DRYSDALE	652	1:01.660 0.757
	17				18	
Dennis KROES (MASTE)	646	1:01.543 0.640	8	Haralds GARKAKLIS	624	1:01.587 0.684
	15				16	
Bozec GOULVEN	663	1:01.435 0.532	7	Chris STERKEN	640	1:01.507 0.604
	13				14	
Antoine LEPESQUEUX	632	1:01.301 0.398	6	Patrick PEARCE	604	1:01.336 0.433
	11				12	
Xen DE RUWE	608	1:01.260 0.357	5	Geoffrey JAMIN	638	1:01.281 0.378
	9				10	
Tom DIELISSEN	643	1:01.162 0.259	4	Thomas SMITH	618	1:01.173 0.270
	7				8	
Maxime GRAVOUILLE	651	1:01.139 0.236	3	Lucas ORROCK	623	1:01.149 0.246
	5				6	
Ben COOPER	665	1:00.978 0.075	2	Kevin LUDI	607	1:01.038 0.135
	3				4	
Miika LAIHO	649	1:00.903	1	Mathias DETIGE	602	1:00.973 0.070
	1		Row		2	

Pole Position

Clerk of the course Nigel Edwards:
 Stewards (Chairman) Ian Watson:

Scrutineer Paul Klaassen:
 Timekeeping Ingrid/Meik Wagner:



Rotax Euro Challenge 2012 Salbris

Rotax DD2

Salbris 1,495 Km

Warm up Saturday

15.09.2012 09:40

Practice (5:00 Time) started at 9:40:00

Pos	No.	Name	Nat.	Chassis	Race Team	Laps	Best Tm	Diff	Gap In Lap	km/h	
1	665	Ben COOPER	CAN	Birel	Kalman Motorsport	5	1:01.031		5	88,185	
2	602	Mathias DETIGE	BEL	MS Kart	Bouvin Power	4	1:01.163	0.132	0.132	4	87,994
3	608	Xen DE RUWE	BEL	Formula K	Formula K Europe	5	1:01.232	0.201	0.069	5	87,895
4	607	Kevin LUDI	SUI	Birel	Spirit Racing	5	1:01.330	0.299	0.098	5	87,755
5	604	Patrick PEARCE	GBR	Tonykart	Tatum Racing	5	1:01.333	0.302	0.003	5	87,750
6	638	Geoffrey JAMIN	FRA	FA Kart	RM Concept	5	1:01.387	0.356	0.054	4	87,673
7	649	Miika LAIHO	FIN	Tonykart	MPT Racing	4	1:01.415	0.384	0.028	4	87,633
8	632	Antoine LEPESQUEUX	FRA	Sodikart	Sodikart Junior Team	5	1:01.434	0.403	0.019	4	87,606
9	615	Christophe ADAMS (MAST)	FRA	Sodikart	Sodikart NL	5	1:01.539	0.508	0.105	4	87,457
10	618	Thomas SMITH	DEN	Kosmic	Star Karting	5	1:01.573	0.542	0.034	5	87,408
11	624	Haralds GARKAKLIS	LAT	Gillard	DFK	5	1:01.598	0.567	0.025	5	87,373
12	651	Maxime GRAVOUILLE	FRA	Sodikart	Kart Pro Racing	5	1:01.620	0.589	0.022	5	87,342
13	623	Lucas ORROCK	GBR	Kosmic	Paul Carr Racing	4	1:01.628	0.597	0.008	4	87,330
14	664	Luka KAMALI	GER	CRG	Team DMV	4	1:01.783	0.752	0.155	4	87,111
15	625	Igor MUKHIN (MASTER)	RUS	Formula K	Formula K Europe	4	1:01.894	0.863	0.111	3	86,955
16	640	Chris STERKEN	NED	CRG	CRG Holland	4	1:01.896	0.865	0.002	4	86,952
17	643	Tom DIELISSSEN	NED	CRG	CRG Holland	4	1:01.915	0.884	0.019	4	86,926
18	660	Florian DAVAIL	FRA	FA Kart	DSS Kart	4	1:01.950	0.919	0.035	3	86,877
19	663	Bozec GOULVEN	FRA	Sodikart	Sodikart Junior Team	5	1:02.074	1.043	0.124	5	86,703
20	644	Erwin MONTFOORT	NED	Maddox	Montfoort Motorsport	5	1:02.094	1.063	0.020	5	86,675
21	652	Harry DRYSDALE	GBR	Tonykart	Tatum Racing	4	1:02.125	1.094	0.031	4	86,632
22	637	Martins STEINERTS	LAT	MS Kart	Steinerts RT	5	1:02.127	1.096	0.002	4	86,629
23	620	Florent LAMBERT (MASTEI)	GBR	Tonykart	Tatum Racing	5	1:02.219	1.188	0.092	5	86,501
24	621	Sascha Pio HAIDA	GER	Birel	Haida Motorsport	4	1:02.538	1.507	0.319	4	86,060
25	650	Tiffany CHITTENDEN	GBR	Praga	Brand Racing	4	1:02.787	1.756	0.249	4	85,718
26	636	Tamsin GERMAIN (MASTE)	GBR	Gillard	DG Racing	5	1:03.014	1.983	0.227	5	85,410
27	661	Gerry HARGITAI (MASTER)	HUN	Tonykart	Hargitai Racing	4	1:03.269	2.238	0.255	3	85,065
28	635	Chris GROEN (MASTER)	NED	Kosmic	Team Kroes	3	1:03.485	2.454	0.216	3	84,776
29	662	Jose DELGADO (MASTER)	VEN	Tonykart	Scuderia R	4	1:03.950	2.919	0.465	3	84,159



Rotax Euro Challenge 2012 Salbris

Rotax DD2

Salbris 1,495 Km

Warm up Saturday

15.09.2012 09:40

Practice (5:00 Time) started at 9:40:00

Lap	Time of Day	Lap Tm	Diff	S1 Tm	S2 Tm	S3 Tm	Lap	Time of Day	Lap Tm	Diff	S1 Tm	S2 Tm	S3 Tm
(652) Harry DRYSDALE													
1	9:41:54.963	1:06.621	+4.496	24.039	19.711	22.871							
2	9:42:57.726	1:02.763	+0.638	21.977	18.474	22.312							
3	9:44:00.054	1:02.328	+0.203	21.720	18.463	22.145							
4	9:45:02.179	1:02.125		21.618	18.339	22.168							
(637) Martins STEINERTS													
1	9:41:43.967	1:05.487	+3.360	23.878	18.904	22.705							
2	9:42:46.512	1:02.545	+0.418	21.883	18.527	22.135							
3	9:43:48.920	1:02.408	+0.281	21.517	18.422	22.469							
4	9:44:51.047	1:02.127		21.716	18.341	22.070							
5	9:45:53.377	1:02.330	+0.203	21.686	18.434	22.210							
(620) Florent LAMBERT (MASTER)													
1	9:41:42.202	1:05.435	+3.216	23.562	19.190	22.683							
2	9:42:45.379	1:03.177	+0.958	22.101	18.807	22.269							
3	9:43:48.800	1:03.421	+1.202	22.201	18.783	22.437							
4	9:44:51.476	1:02.676	+0.457	22.129	18.393	22.154							
5	9:45:53.695	1:02.219		21.716	18.357	22.146							
(621) Sascha Pio HAIDA													
1	9:41:56.509	1:09.583	+7.045	26.012	19.623	23.948							
2	9:43:00.451	1:03.942	+1.404	22.470	18.943	22.529							
3	9:44:03.351	1:02.900	+0.362	21.951	18.812	22.137							
4	9:45:05.889	1:02.538		21.755	18.678	22.105							
(650) Tiffany CHITTENDEN													
1	9:41:55.339	1:09.235	+6.448	25.841	20.486	22.908							
2	9:42:58.705	1:03.366	+0.579	22.436	18.564	22.366							
3	9:44:01.529	1:02.824	+0.037	22.186	18.434	22.204							
4	9:45:04.316	1:02.787		21.844	18.720	22.223							
(636) Tamsin GERMAIN (MASTER)													
1	9:41:47.089	1:06.648	+3.634	23.957	19.525	23.166							
2	9:42:51.125	1:04.036	+1.022	22.967	18.704	22.365							
3	9:43:54.398	1:03.273	+0.259	22.032	19.011	22.230							
4	9:44:57.625	1:03.227	+0.213	21.963	18.960	22.304							
5	9:46:00.639	1:03.014		21.957	18.653	22.404							
(661) Gerry HARGITAI (MASTER)													
1	9:41:58.142	1:07.163	+3.894	24.117	19.245	23.801							
2	9:43:02.517	1:04.375	+1.106	22.549	18.968	22.858							
3	9:44:05.786	1:03.269		22.435	18.544	22.290							
4	9:45:09.060	1:03.274	+0.005	22.291	18.598	22.385							
(635) Chris GROEN (MASTER)													
1	9:41:56.294	1:08.269	+4.784	25.158	19.630	23.481							
2	9:43:02.047	1:05.753	+2.268	24.240	18.829	22.684							
3	9:44:05.532	1:03.485		22.494	18.446	22.545							
(662) Jose DELGADO (MASTER)													
1	9:41:59.417	1:09.392	+5.442	26.227	19.628	23.537							
2	9:43:04.120	1:04.703	+0.753	22.894	19.001	22.808							
3	9:44:08.070	1:03.950		22.457	18.614	22.879							
4	9:45:12.119	1:04.049	+0.099	22.361	18.976	22.712							



Rotax Euro Challenge 2012 Salbris

Rotax DD2

Salbris 1,495 Km

RACE 7 Qualifying Heat 1

15.09.2012 12:10

Race (9 Laps) started at 12:15:32

Pos	No.	Name	Nat.	Chassis	Race Team	Laps	Total Tm	Diff	Best Tm	In Lap	km/h	Points
1	665	Ben COOPER	CAN	Birel	Kalman Motorsport	9	9:19.574		1:01.491	5	87,525	0
2	649	Miika LAIHO	FIN	Tonykart	MPT Racing	9	9:20.200	0.626	1:01.364	5	87,706	2
3	608	Xen DE RUWE	BEL	Formula K	Formula K Europe	9	9:23.419	3.845	1:01.542	7	87,452	3
4	602	Mathias DETIGE	BEL	MS Kart	Bouvin Power	9	9:23.650	4.076	1:01.767	7	87,134	4
5	632	Antoine LEPESQUEUX	FRA	Sodikart	Sodikart Junior Team	9	9:24.089	4.515	1:01.670	5	87,271	5
6	618	Thomas SMITH	DEN	Kosmic	Star Karting	9	9:24.239	4.665	1:01.619	8	87,343	6
7	643	Tom DIELISSEN	NED	CRG	CRG Holland	9	9:26.193	6.619	1:01.694	6	87,237	7
8	651	Maxime GRAVOUILLE	FRA	Sodikart	Kart Pro Racing	9	9:26.505	6.931	1:01.732	6	87,183	8
9	621	Sascha Pio HAIDA	GER	Birel	Haida Motorsport	9	9:29.266	9.692	1:02.194	6	86,536	9
10	624	Haralds GARKAKLIS	LAT	Gillard	DFK	9	9:29.868	10.294	1:01.865	4	86,996	10
11	652	Harry DRYSDALE	GBR	Tonykart	HD Racing	9	9:30.057	10.483	1:02.247	9	86,462	11
12	640	Chris STERKEN	NED	CRG	CRG Holland	9	9:30.405	10.831	1:02.175	5	86,562	12
13	664	Luka KAMALI	GER	CRG	Team DMV	9	9:31.854	12.280	1:01.981	5	86,833	13
14	625	Igor MUKHIN (MASTER)	RUS	Formula K	Formula K Europe	9	9:32.101	12.527	1:02.220	4	86,500	14
15	636	Tamsin GERMAIN (MASTER)	GBR	Gillard	DG Racing	9	9:32.259	12.685	1:02.173	4	86,565	15
16	660	Florian DAVAIL	FRA	FA Kart	DSS Kart	9	9:32.946	13.372	1:01.824	7	87,054	16
17	620	Florent LAMBERT (MASTER)	GBR	Tonykart	Tatum Racing	9	9:34.515	14.941	1:02.220	6	86,500	17
18	637	Martins STEINERTS	LAT	MS Kart	Steinerts RT	9	9:35.127	15.553	1:02.529	6	86,072	18
19	623	Lucas ORROCK	GBR	Kosmic	Paul Carr Racing	9	9:35.305	15.731	1:01.873	8	86,985	19
20	635	Chris GROEN (MASTER)	NED	Kosmic	Team Kroes	9	9:37.368	17.794	1:02.326	4	86,352	20
21	661	Gerry HARGITAI (MASTER)	HUN	Tonykart	Hargitai Racing	9	9:38.482	18.908	1:02.599	8	85,976	21
22	650	Tiffany CHITTENDEN	GBR	Praga	Brand Racing	9	9:43.682	24.108	1:02.250	7	86,458	22
23	644	Erwin MONTFOORT	NED	Maddox	Montfoort Motorsport	9	9:53.667	34.093	1:02.023	4	86,774	23
24	662	Jose DELGADO (MASTER)	VEN	Tonykart	Scuderia R	9	10:03.520	43.946	1:04.511	2	83,428	24
25	646	Dennis KROES (MASTER)	NED	Tonykart	Team Kroes	8	8:28.611	1 Lap	1:02.180	4	86,555	25
26	663	Bozec GOULVEN	FRA	Sodikart	Sodikart Junior Team	6	6:20.657	3 Laps	1:01.868	4	86,992	26
27	604	Patrick PEARCE	GBR	Tonykart	Tatum Racing	5	5:17.446	4 Laps	1:01.924	4	86,913	27
28	607	Kevin LUDI	SUI	Birel	Spirit Racing	4	4:13.085	5 Laps	1:01.786	4	87,107	28
29	615	Christophe ADAMS (MASTE)	FRA	Sodikart	Sodikart NL	1	1:09.660	8 Laps	1:07.636	1	79,573	29
30	638	Geoffrey JAMIN	FRA	FA Kart	RM Concept		0.748	9 Laps		0	-	30

Announcements

These results are provisional until the conclusion of any judicial and technical matters

Started: 30 Classified: 30 Not classified: 0

Margin of Victory	Ø km/h	Best Lap Tm	km/h	Best Lap by
0.626	86,562	1:01.364	87,706	649 - Miika LAIHO

Official Timing www.camp-company.de / www.motorsport-events.se

Orbits

Timekeeping Ingrid and Meik Wagner:

Clerk of the course Nigel Edwards:

www.mylaps.com

Steward (Chairman) Ian Watson:

Chief Scrutineer Paul Klaassen:

Licensed to: Motorsport Events

Printed: 15.09.2012 12:26:23

posted at:

h



Rotax Euro Challenge 2012 Salbris

Rotax DD2

Salbris 1,495 Km

RACE 7 Qualifying Heat 1

15.09.2012 12:10

Race (9 Laps) started at 12:15:32

Lap	Time of Day	Lap Tm	Diff	S1 Tm	S2 Tm	S3 Tm	Lap	Time of Day	Lap Tm	Diff	S1 Tm	S2 Tm	S3 Tm
(646) Dennis KROES (MASTER)													
1	12:16:40.462	1:06.216	+4.036	24.694	18.992	22.530							
2	12:17:43.585	1:03.123	+0.943	22.009	18.689	22.425							
3	12:18:48.011	1:04.426	+2.246	22.039	19.842	22.545							
4	12:19:50.191	1:02.180		21.622	18.423	22.135							
5	12:20:52.607	1:02.416	+0.236	21.482	18.687	22.247							
6	12:21:54.943	1:02.336	+0.156	21.672	18.511	22.153							
7	12:22:57.639	1:02.696	+0.516	21.756	18.551	22.389							
8	12:24:01.420	1:03.781	+1.601	22.131	19.315	22.335							
(663) Bozec GOULVEN													
1	12:16:39.886	1:05.885	+4.017	24.634	18.853	22.398							
2	12:17:42.912	1:03.026	+1.158	21.979	18.671	22.376							
3	12:18:46.476	1:03.564	+1.696	22.209	19.240	22.115							
4	12:19:48.344	1:01.868		21.600	18.309	21.959							
5	12:20:51.030	1:02.686	+0.818	21.642	18.829	22.215							
6	12:21:53.466	1:02.436	+0.568	21.893	18.326	22.217							
(604) Patrick PEARCE													
1	12:16:39.050	1:05.422	+3.498	23.868	19.265	22.289							
2	12:17:43.292	1:04.242	+2.318	22.088	19.407	22.747							
3	12:18:46.122	1:02.830	+0.906	22.143	18.650	22.037							
4	12:19:48.046	1:01.924		21.523	18.422	21.979							
5	12:20:50.255	1:02.209	+0.285	21.518	18.386	22.305							
(607) Kevin LUDI													
1	12:16:38.749	1:05.751	+3.965	24.182	19.218	22.351							
2	12:17:41.526	1:02.777	+0.991	21.915	18.621	22.241							
3	12:18:44.108	1:02.582	+0.796	21.575	18.912	22.095							
4	12:19:45.894	1:01.786		21.625	18.232	21.929							
(615) Christophe ADAMS (MASTER)													
1	12:16:42.469	1:07.636		25.738	19.195	22.703							



Rotax Euro Challenge 2012 Salbris

Rotax DD2

Salbris 1,495 Km

RACE 14 Qualifying Heat 2 -NEW-

15.09.2012 15:00

Race (9 Laps) started at 15:05:09

Pos	No.	Name	Nat.	Chassis	Race Team	Laps	Total Tm	Diff	Best Tm	In Lap	km/h	Points
1	608	Xen DE RUWE	BEL	Formula K	Formula K Europe	9	9:22.736		1:01.719	9	87,202	0
2	643	Tom DIELISSSEN	NED	CRG	CRG Holland	9	9:23.815	1.079	1:01.800	8	87,087	2
3	651	Maxime GRAVOUILLE	FRA	Sodikart	Kart Pro Racing	9	9:24.524	1.788	1:01.966	6	86,854	3
4	602	Mathias DETIGE	BEL	MS Kart	Bouvin Power	9	9:24.649	1.913	1:01.800	6	87,087	4
5	632	Antoine LEPESQUEUX	FRA	Sodikart	Sodikart Junior Team	9	9:24.859	2.123	1:01.681	8	87,255	5
6	663	Bozec GOULVEN	FRA	Sodikart	Sodikart Junior Team	9	9:25.793	3.057	1:01.787	9	87,106	6
7	644	Erwin MONTFOORT	NED	Maddox	Montfoort Motorsport	9	9:27.037	4.301	1:01.943	6	86,886	7
8	624	Haralds GARKAKLIS	LAT	Gillard	DFK	9	9:27.802	5.066	1:01.848	6	87,020	8
9	640	Chris STERKEN	NED	CRG	CRG Holland	9	9:28.314	5.578	1:02.082	6	86,692	9
10	660	Florian DAVAIL	FRA	FA Kart	DSS Kart	9	9:28.485	5.749	1:02.076	5	86,700	10
11	652	Harry DRYSDALE	GBR	Tonykart	HD Racing	9	9:29.436	6.700	1:02.069	7	86,710	11
12	646	Dennis KROES (MASTER)	NED	Tonykart	Team Kroes	9	9:30.338	7.602	1:02.226	8	86,491	12
13	621	Sascha Pio HAIDA	GER	Birel	Haida Motorsport	9	9:30.710	7.974	1:02.110	8	86,653	13
14	615	Christophe ADAMS (MASTE)	FRA	Sodikart	Sodikart NL	9	9:31.091	8.355	1:02.049	8	86,738	14
15	665	Ben COOPER	CAN	Birel	Kalman Motorsport	9	9:31.154	8.418	1:01.533	9	87,465	15
16	637	Martins STEINERTS	LAT	MS Kart	Steinerts RT	9	9:32.332	9.596	1:02.315	5	86,368	16
17	604	Patrick PEARCE	GBR	Tonykart	Tatum Racing	9	9:32.701	9.965	1:01.834	6	87,039	17
18	638	Geoffrey JAMIN	FRA	FA Kart	RM Concept	9	9:33.115	10.379	1:01.934	6	86,899	18
19	625	Igor MUKHIN (MASTER)	RUS	Formula K	Formula K Europe	9	9:33.418	10.682	1:02.379	6	86,279	19
20	650	Tiffany CHITTENDEN	GBR	Praga	Brand Racing	9	9:33.787	11.051	1:01.898	6	86,949	20
21	636	Tamsin GERMAIN (MASTER)	GBR	Gillard	DG Racing	9	9:33.982	11.246	1:02.211	6	86,512	21
22	623	Lucas ORROCK	GBR	Kosmic	Paul Carr Racing	9	9:34.212	11.476	1:01.639	8	87,315	22
23	664	Luka KAMALI	GER	CRG	Team DMV	9	9:34.671	11.935	1:01.909	7	86,934	23
24	620	Florent LAMBERT (MASTER)	GBR	Tonykart	Tatum Racing	9	9:35.258	12.522	1:02.133	8	86,621	24
25	635	Chris GROEN (MASTER)	NED	Kosmic	Team Kroes	9	9:36.539	13.803	1:02.429	9	86,210	25
26	662	Jose DELGADO (MASTER)	VEN	Tonykart	Scuderia R	9	10:07.997	45.261	1:03.711	4	84,475	26
27	649	Miika LAIHO	FIN	Tonykart	MPT Racing	3	3:19.899	6 Laps	1:02.551	2	86,042	27
28	661	Gerry HARGITAI (MASTER)	HUN	Tonykart	Hargitai Racing	3	3:58.697	6 Laps	1:03.545	3	84,696	28
29	607	Kevin LUDI	SUI	Birel	Spirit Racing		0.194	9 Laps		0	-	29
30	618	Thomas SMITH	DEN	Kosmic	Star Karting		0.434	9 Laps		0	-	30

Announcements

These results are provisional until the conclusion of any judicial and technical matters

Started: 30 Classified: 30 Not classified: 0

No. 665 time penalty 10 sec. / reason unfair driving

Margin of Victory	Ø km/h	Best Lap Tm	km/h	Best Lap by
1.079	86,076	1:01.533	87,465	665 - Ben COOPER

Official Timing www.camp-company.de / www.motorsport-events.se

Orbits

Timekeeping Ingrid and Meik Wagner:

Clerk of the course Nigel Edwards:

www.mylaps.com

Steward (Chairman) Ian Watson:

Chief Scrutineer Paul Klaassen:

Licensed to: Motorsport Events

Printed: 15.09.2012 16:21:59

posted at:

h



Rotax Euro Challenge 2012 Salbris

Rotax DD2

Salbris 1,495 Km

RACE 14 Qualifying Heat 2

15.09.2012 15:00

Race (9 Laps) started at 15:05:09

Lap	Time of Day	Lap Tm	Diff	S1 Tm	S2 Tm	S3 Tm	Lap	Time of Day	Lap Tm	Diff	S1 Tm	S2 Tm	S3 Tm
(635) Chris GROEN (MASTER)													
1	15:06:19.491	1:08.597	+6.168	26.221	19.645	22.731							
2	15:07:24.214	1:04.723	+2.294	23.160	18.811	22.752							
3	15:08:28.898	1:04.684	+2.255	23.033	18.910	22.741							
4	15:09:32.015	1:03.117	+0.688	22.013	18.504	22.600							
5	15:10:35.173	1:03.158	+0.729	22.257	18.453	22.448							
6	15:11:38.283	1:03.110	+0.681	22.405	18.451	22.254							
7	15:12:40.776	1:02.493	+0.064	21.830	18.291	22.372							
8	15:13:43.340	1:02.564	+0.135	21.966	18.255	22.343							
9	15:14:45.769	1:02.429		21.646	18.345	22.438							
(662) Jose DELGADO (MASTER)													
1	15:06:21.268	1:09.894	+6.183	26.908	19.528	23.458							
2	15:07:26.127	1:04.859	+1.148	22.532	19.059	23.268							
3	15:08:31.872	1:05.745	+2.034	23.723	19.349	22.673							
4	15:09:35.583	1:03.711		22.315	18.662	22.734							
5	15:10:40.064	1:04.481	+0.770	22.461	19.009	23.011							
6	15:11:48.828	1:08.764	+5.053	25.036	19.686	24.042							
7	15:12:56.778	1:07.950	+4.239	23.712	19.905	24.333							
8	15:14:06.144	1:09.366	+5.655	24.824	20.346	24.196							
9	15:15:17.227	1:11.083	+7.372	24.565	20.912	25.606							
(649) Miika LAIHO													
1	15:06:22.887	1:13.657	+11.106	32.571	18.804	22.282							
2	15:07:25.438	1:02.551		21.821	18.509	22.221							
3	15:08:29.129	1:03.691	+1.140	22.066	19.032	22.593							
(661) Gerry HARGITAI (MASTER)													
1	15:07:00.592	1:50.127	+46.582	1:08.387	19.037	22.703							
2	15:08:04.382	1:03.790	+0.245	22.476	18.762	22.552							
3	15:09:07.927	1:03.545		22.373	18.710	22.462							



Rotax Euro Challenge 2012 Salbris

Rotax DD2

Salbris 1,495 Km

RACE 19 Qualifying Heat 3 -NEW-

15.09.2012 17:00

Race (9 Laps) started at 17:03:09

Pos	No.	Name	Nat.	Chassis	Race Team	Laps	Total Tm	Diff	Best Tm	In Lap	km/h	Points
1	665	Ben COOPER	CAN	Birel	Kalman Motorsport	9	10:29.651		1:01.885	4	86,968	0
2	649	Miika LAIHO	FIN	Tonykart	MPT Racing	9	10:29.952	0.301	1:01.882	4	86,972	2
3	607	Kevin LUDI	SUI	Birel	Spirit Racing	9	10:30.283	0.632	1:01.787	4	87,106	3
4	608	Xen DE RUWE	BEL	Formula K	Formula K Europe	9	10:30.727	1.076	1:01.914	5	86,927	4
5	602	Mathias DETIGE	BEL	MS Kart	Bouvin Power	9	10:31.044	1.393	1:02.095	4	86,674	5
6	643	Tom DIELISSSEN	NED	CRG	CRG Holland	9	10:31.268	1.617	1:02.214	5	86,508	6
7	604	Patrick PEARCE	GBR	Tonykart	Tatum Racing	9	10:31.424	1.773	1:01.948	4	86,879	7
8	623	Lucas ORROCK	GBR	Kosmic	Paul Carr Racing	9	10:31.622	1.971	1:01.681	5	87,255	8
9	618	Thomas SMITH	DEN	Kosmic	Star Karting	9	10:32.125	2.474	1:01.841	5	87,030	9
10	624	Haralds GARKAKLIS	LAT	Gillard	DFK	9	10:32.454	2.803	1:02.137	4	86,615	10
11	615	Christophe ADAMS (MASTE	FRA	Sodikart	Sodikart NL	9	10:33.056	3.405	1:02.301	5	86,387	11
12	646	Dennis KROES (MASTER)	NED	Tonykart	Team Kroes	9	10:33.512	3.861	1:02.484	5	86,134	12
13	644	Erwin MONTFOORT	NED	Maddox	Montfoort Motorsport	9	10:33.691	4.040	1:02.804	5	85,695	13
14	650	Tiffany CHITTENDEN	GBR	Praga	Brand Racing	9	10:34.685	5.034	1:02.594	5	85,983	14
15	625	Igor MUKHIN (MASTER)	RUS	Formula K	Formula K Europe	9	10:35.038	5.387	1:02.829	5	85,661	15
16	664	Luka KAMALI	GER	CRG	Team DMV	9	10:36.413	6.762	1:02.541	4	86,056	16
17	640	Chris STERKEN	NED	CRG	CRG Holland	9	10:36.528	6.877	1:02.142	5	86,608	17
18	635	Chris GROEN (MASTER)	NED	Kosmic	Team Kroes	9	10:37.093	7.442	1:02.739	5	85,784	18
19	662	Jose DELGADO (MASTER)	VEN	Tonykart	Scuderia R	9	10:37.616	7.965	1:04.140	9	83,910	19
20	620	Florent LAMBERT (MASTER)	GBR	Tonykart	Tatum Racing	9	10:37.719	8.068	1:02.760	5	85,755	20
21	636	Tamsin GERMAIN (MASTER)	GBR	Gillard	DG Racing	9	10:47.054	17.403	1:02.830	4	85,660	21
22	637	Martins STEINERTS	LAT	MS Kart	Steinerts RT	9	10:56.301	26.650	1:02.508	5	86,101	22
23	621	Sascha Pio HAIDA	GER	Birel	Haida Motorsport	9	11:16.060	46.409	1:02.553	5	86,039	23
24	651	Maxime GRAVOUILLE	FRA	Sodikart	Kart Pro Racing	7	8:28.946	2 Laps	1:03.649	4	84,557	24
25	652	Harry DRYSDALE	GBR	Tonykart	HD Racing	4	8:36.642	5 Laps	1:06.365	2	81,097	25
26	660	Florian DAVAIL	FRA	FA Kart	DSS Kart	3	3:17.917	6 Laps	1:03.315	3	85,004	26
27	632	Antoine LEPESQUEUX	FRA	Sodikart	Sodikart Junior Team	2	2:10.850	7 Laps	1:03.264	2	85,072	27
28	638	Geoffrey JAMIN	FRA	FA Kart	RM Concept	2	2:11.274	7 Laps	1:02.696	2	85,843	28
Not classified												
DQ	663	Bozec GOULVEN	FRA	Sodikart	Sodikart Junior Team	9	10:33.828	DQ	1:02.327	5	86,351	32
DNS	661	Gerry HARGITAI (MASTER)	HUN	Tonykart	Hargitai Racing			DNS		0	-	31

Announcements

These results are provisional until the conclusion of any judicial and technical matters

No. 652 warning board

Started: 29 Classified: 28 Not classified: 1

No. 663 excluded from Heat 3 / reason not respect flag signals

Margin of Victory	Ø km/h	Best Lap Tm	km/h	Best Lap by
0.301	76,928	1:01.681	87,255	623 - Lucas ORROCK

Official Timing www.camp-company.de / www.motorsport-events.se

Orbits

Timekeeping Ingrid and Meik Wagner:

Clerk of the course Nigel Edwards:

www.mylaps.com

Steward (Chairman) Ian Watson:

Chief Scrutineer Paul Klaassen:

Licensed to: Motorsport Events

Printed: 15.09.2012 18:23:18

posted at:

h



Rotax Euro Challenge 2012 Salbris

Rotax DD2

Salbris 1,495 Km

RACE 19 Qualifying Heat 3

15.09.2012 17:00

Race (9 Laps) started at 17:03:09

Table with columns: Lap, Time of Day, Lap Tm, Diff, S1 Tm, S2 Tm, S3 Tm. Contains race results for drivers (665) Ben COOPER, (649) Miika LAIHO, (607) Kevin LUDI, (608) Xen DE RUWE, (602) Mathias DETIGE, (643) Tom DIELISSEN, (604) Patrick PEARCE, (623) Lucas ORROCK, (618) Thomas SMITH, (624) Haralds GARKAKLIS, (615) Christophe ADAMS (MASTER), (646) Dennis KROES (MASTER).

Timekeeping Ingrid and Meik Wagner: [Signature]

Clerk of the course Nigel Edwards:

www.mylaps.com

Steward (Chairman) Ian Watson:

Chief Scrutineer Paul Klaassen:

Licensed to: Motorsport Events



Rotax Euro Challenge 2012 Salbris

Rotax DD2

Salbris 1,495 Km

RACE 19 Qualifying Heat 3

15.09.2012 17:00

Race (9 Laps) started at 17:03:09

Lap	Time of Day	Lap Tm	Diff	S1 Tm	S2 Tm	S3 Tm	Lap	Time of Day	Lap Tm	Diff	S1 Tm	S2 Tm	S3 Tm
(651) Maxime GRAVOUILLE													
1	17:04:15.869	1:05.856	+2.207	23.372	19.163	23.321							
2	17:05:20.157	1:04.288	+0.639	22.765	19.182	22.341							
3	17:06:46.023	1:25.866	+22.217	22.010	19.125	44.731							
4	17:07:49.672	1:03.649		22.254	18.745	22.650							
5	17:09:06.608	1:16.936	+13.287	22.156	18.610	36.170							
6	17:10:13.626	1:07.018	+3.369	23.069	19.071	24.878							
7	17:11:38.717	1:25.091	+21.442	26.004	25.013	34.074							
(652) Harry DRYSDALE													
1	17:04:17.842	1:07.026	+0.661	25.399	18.950	22.677							
2	17:05:24.207	1:06.365		21.995	22.011	22.359							
3	17:07:48.716	2:24.509	+1:18.144	22.999	1:35.211	26.299							
4	17:11:46.413	3:57.697	+2:51.332	22.270	18.568	3:16.859							
(660) Florian DAVAIL													
1	17:04:19.268	1:07.777	+4.462	25.692	19.505	22.580							
2	17:05:24.373	1:05.105	+1.790	22.690	19.748	22.667							
3	17:06:27.688	1:03.315		22.445	18.502	22.368							
(632) Antoine LEPESQUEUX													
1	17:04:17.357	1:06.860	+3.596	24.886	19.319	22.655							
2	17:05:20.621	1:03.264		22.068	18.735	22.461							
(638) Geoffrey JAMIN													
1	17:04:18.349	1:07.931	+5.235	25.317	19.116	23.498							
2	17:05:21.045	1:02.696		21.965	18.525	22.206							



Rotax Euro Challenge 2012

Rotax Max DD2

Salbris / France

Ranking after Heats

Pos.	No.	Firstname	Lastname	Nat.	Chassis	Race Team	QP	Points	Diff.	QH1	QH2	QH3
1	608	Xen	DE RUWE	BEL	Formula K	Formula K Europe	9	7		3	0	4
2	602	Mathias	DETIGE	BEL	MS Kart	Bouvin Power	2	13	-6	4	4	5
3	665	Ben	COOPER	CAN	Birel	Kalman Motorsport	3	15	-8	0	15	0
4	643	Tom	DIELISSEN	NED	CRG	CRG Holland	7	15	-8	7	2	6
5	624	Haralds	GARKAKLIS	LAT	Gillard	DFK	16	28	-21	10	8	10
6	649	Miika	LAIHO	FIN	Tonykart	MPT Racing	1	31	-24	2	27	2
7	651	Maxime	GRAVOUILLE	FRA	Sodikart	Kart Pro Racing	5	35	-28	8	3	24
8	632	Antoine	LEPESQUEUX	FRA	Sodikart	Sodikart Junior Team	11	37	-30	5	5	27
9	640	Chris	STERKEN	NED	CRG	CRG Holland	14	38	-31	12	9	17
10	644	Erwin	MONTFOORT	NED	Maddox	Montfoort Motorsport	17	43	-36	23	7	13
11	618	Thomas	SMITH	DEN	Kosmic	Star Karting	8	45	-38	6	30	9
12	621	Sascha Pio	HAIDA	GER	Birel	Haida Motorsport	19	45	-38	9	13	23
13	652	Harry	DRYSDALE	GBR	Tonykart	HD Racing	18	47	-40	11	11	25
14	625	Igor	MUKHIN (MASTER	RUS	Formula K	Formula K Europe	23	48	-41	14	19	15
15	623	Lucas	ORROCK	GBR	Kosmic	Paul Carr Racing	6	49	-42	19	22	8
16	646	Dennis	KROES (MASTER)	NED	Tonykart	Team Kroes	15	49	-42	25	12	12
17	604	Patrick	PEARCE	GBR	Tonykart	Tatum Racing	12	51	-44	27	17	7
18	660	Florian	DAVAIL	FRA	FA Kart	DSS Kart	21	52	-45	16	10	26
19	664	Luka	KAMALI	GER	CRG	Team DMV	29	52	-45	13	23	16
20	615	Christophe	ADAMS (MASTER)	FRA	Sodikart	Sodikart NL	22	54	-47	29	14	11
21	650	Tiffany	CHITTENDEN	GBR	Praga	Brand Racing	25	56	-49	22	20	14
22	637	Martins	STEINERTS	LAT	MS Kart	Steinerts RT	28	56	-49	18	16	22
23	636	Tamsin	GERMAIN (MASTE	GBR	Gillard	DG Racing	20	57	-50	15	21	21
24	607	Kevin	LUDI	SUI	Birel	Spirit Racing	4	60	-53	28	29	3
25	620	Florent	LAMBERT (MASTE	GBR	Tonykart	Tatum Racing	26	61	-54	17	24	20
26	635	Chris	GROEN (MASTER)	NED	Kosmic	Team Kroes	27	63	-56	20	25	18
27	663	Bozec	GOULVEN	FRA	Sodikart	Sodikart Junior Team	13	64	-57	26	6	32
28	662	Jose	DELGADO (MASTE	VEN	Tonykart	Scuderia R	30	69	-62	24	26	19
29	638	Geoffrey	JAMIN	FRA	FA Kart	RM Concept	10	76	-69	30	18	28
30	661	Gerry	HARGITAI (MASTE	HUN	Tonykart	Hargitai Racing	24	80	-73	21	28	31

Pos. 1 - 34 qualified for Prefinal

Announcements:

These results are provisional until the conclusion of any judicial and technical matters

Clerk of the course Nigel Edwards:

Stewards (Chairman) Ian Watson:

Timekeeping Ingrid/Meik Wagner:

Scrutineer Paul Klaassen:

Printed: 15.09.2012 18:32

Posted at: h

Rotax Euro Challenge 2012
 Class: Rotax Max DD2
 Date/Time: 16.09.2012 11:00

Track: Salbris / France
 Heat: Prefinal
 Laps: 13

Edition 1

		Quali Rank 0	17		Quali Rank 0
	33				34
		Quali Rank 0	16		Quali Rank 0
	31				32
Geoffrey JAMIN	638	Points 76 Quali Rank 10	15	Gerry HARGITAI (MAS)	661 Points 80 Quali Rank 24
	29				30
Bozec GOULVEN	663	Points 64 Quali Rank 13	14	Jose DELGADO (MAS)	662 Points 69 Quali Rank 30
	27				28
Florent LAMBERT (MAS)	620	Points 61 Quali Rank 26	13	Chris GROEN (MASTE)	635 Points 63 Quali Rank 27
	25				26
Tamsin GERMAIN (MAS)	636	Points 57 Quali Rank 20	12	Kevin LUDI	607 Points 60 Quali Rank 4
	23				24
Tiffany CHITTENDEN	650	Points 56 Quali Rank 25	11	Martins STEINERTS	637 Points 56 Quali Rank 28
	21				22
Luka KAMALI	664	Points 52 Quali Rank 29	10	Christophe ADAMS (MASTE)	615 Points 54 Quali Rank 22
	19				20
Patrick PEARCE	604	Points 51 Quali Rank 12	9	Florian DAVAIL	660 Points 52 Quali Rank 21
	17				18
Lucas ORROCK	623	Points 49 Quali Rank 6	8	Dennis KROES (MASTE)	646 Points 49 Quali Rank 15
	15				16
Harry DRYSDALE	652	Points 47 Quali Rank 18	7	Igor MUKHIN (MASTE)	625 Points 48 Quali Rank 23
	13				14
Thomas SMITH	618	Points 45 Quali Rank 8	6	Sascha Pio HAIDA	621 Points 45 Quali Rank 19
	11				12
Chris STERKEN	640	Points 38 Quali Rank 14	5	Erwin MONTFOORT	644 Points 43 Quali Rank 17
	9				10
Maxime GRAVOUILLE	651	Points 35 Quali Rank 5	4	Antoine LEPESQUEUX	632 Points 37 Quali Rank 11
	7				8
Haralds GARKAKLIS	624	Points 28 Quali Rank 16	3	Miika LAIHO	649 Points 31 Quali Rank 1
	5				6
Ben COOPER	665	Points 15 Quali Rank 3	2	Tom DIELISSEN	643 Points 15 Quali Rank 7
	3				4
Xen DE RUWE	608	Points 7 Quali Rank 9	1	Mathias DETIGE	602 Points 13 Quali Rank 2
	1		Row		2
	Pole Position				

Clerk of the course Nigel Edwards:
 Stewards (Chairman) Ian Watson:

Scrutineer Paul Klaassen:
 Timekeeping Ingrid/Meik Wagner:



Rotax Euro Challenge 2012 Salbris

Rotax DD2

Salbris 1,495 Km

Warm up qualified 1-34

16.09.2012 09:20

Practice (5:00 Time) started at 9:20:00

Pos	No.	Name	Nat.	Chassis	Race Team	Laps	Best Tm	Diff	Gap In Lap	km/h	
1	665	Ben COOPER	CAN	Birel	Kalman Motorsport	5	1:00.948		5	88,305	
2	602	Mathias DETIGE	BEL	MS Kart	Bouvin Power	5	1:01.448	0.500	0.500	5	87,586
3	632	Antoine LEPESQUEUX	FRA	Sodikart	Sodikart Junior Team	5	1:01.486	0.538	0.038	5	87,532
4	608	Xen DE RUWE	BEL	Formula K	Formula K Europe	5	1:01.546	0.598	0.060	5	87,447
5	660	Florian DAVAIL	FRA	FA Kart	DSS Kart	5	1:01.692	0.744	0.146	5	87,240
6	607	Kevin LUDI	SUI	Birel	Spirit Racing	4	1:01.697	0.749	0.005	4	87,233
7	623	Lucas ORROCK	GBR	Kosmic	Paul Carr Racing	5	1:01.738	0.790	0.041	3	87,175
8	618	Thomas SMITH	DEN	Kosmic	Star Karting	4	1:01.743	0.795	0.005	4	87,168
9	604	Patrick PEARCE	GBR	Tonykart	Tatum Racing	5	1:01.772	0.824	0.029	4	87,127
10	643	Tom DIELISSSEN	NED	CRG	CRG Holland	5	1:01.828	0.880	0.056	5	87,048
11	649	Miika LAIHO	FIN	Tonykart	MPT Racing	4	1:01.837	0.889	0.009	4	87,035
12	637	Martins STEINERTS	LAT	MS Kart	Steinerts RT	5	1:01.935	0.987	0.098	5	86,898
13	615	Christophe ADAMS (MAST)	FRA	Sodikart	Sodikart NL	5	1:02.000	1.052	0.065	4	86,806
14	644	Erwin MONTFOORT	NED	Maddox	Montfoort Motorsport	5	1:02.063	1.115	0.063	5	86,718
15	652	Harry DRYSDALE	GBR	Tonykart	HD Racing	5	1:02.105	1.157	0.042	4	86,660
16	650	Tiffany CHITTENDEN	GBR	Praga	Brand Racing	5	1:02.108	1.160	0.003	5	86,656
17	651	Maxime GRAVOUILLE	FRA	Sodikart	Kart Pro Racing	5	1:02.112	1.164	0.004	5	86,650
18	624	Haralds GARKAKLIS	LAT	Gillard	DFK	5	1:02.113	1.165	0.001	4	86,649
19	646	Dennis KROES (MASTER)	NED	Tonykart	Team Kroes	4	1:02.122	1.174	0.009	4	86,636
20	620	Florent LAMBERT (MASTEI)	GBR	Tonykart	Tatum Racing	5	1:02.210	1.262	0.088	4	86,513
21	640	Chris STERKEN	NED	CRG	CRG Holland	4	1:02.211	1.263	0.001	4	86,512
22	638	Geoffrey JAMIN	FRA	FA Kart	RM Concept	5	1:02.324	1.376	0.113	3	86,355
23	621	Sascha Pio HAIDA	GER	Birel	Haida Motorsport	5	1:02.396	1.448	0.072	3	86,256
24	625	Igor MUKHIN (MASTER)	RUS	Formula K	Formula K Europe	4	1:02.523	1.575	0.127	4	86,080
25	635	Chris GROEN (MASTER)	NED	Kosmic	Team Kroes	4	1:02.959	2.011	0.436	4	85,484
26	664	Luka KAMALI	GER	CRG	Team DMV	2	1:03.013	2.065	0.054	2	85,411
27	661	Gerry HARGITAI (MASTER)	HUN	Tonykart	Hargitai Racing	4	1:03.089	2.141	0.076	3	85,308
28	636	Tamsin GERMAIN (MASTE)	GBR	Gillard	DG Racing	4	1:03.110	2.162	0.021	2	85,280
29	663	Bozec GOULVEN	FRA	Sodikart	Sodikart Junior Team	4	1:03.382	2.434	0.272	2	84,914
30	662	Jose DELGADO (MASTER)	VEN	Tonykart	Scuderia R	4	1:04.855	3.907	1.473	4	82,985

Timekeeping Ingrid and Meik Wagner:

Clerk of the course Nigel Edwards:

www.mylaps.com

Steward (Chairman) Ian Watson:

Chief Scrutineer Paul Klaassen:

Licensed to: Motorsport Events

Printed: 16.09.2012 09:26:17

posted at:

h




Rotax Euro Challenge 2012 Salbris

Rotax DD2 Salbris 1,495 Km
 Warm up qualified 1-34 16.09.2012 09:20
 Practice (5:00 Time) started at 9:20:00

Lap	Time of Day	Lap Tm	Diff	S1 Tm	S2 Tm	S3 Tm
(665) Ben COOPER						
1	9:21:43.788	1:04.286	+3.338	22.963	18.807	22.516
2	9:22:45.815	1:02.027	+1.079	21.570	18.338	22.119
3	9:23:47.407	1:01.592	+0.644	21.445	18.392	21.755
4	9:24:48.512	1:01.105	+0.157	21.173	18.159	21.773
5	9:25:49.460	1:00.948		21.098	18.105	21.745
(602) Mathias DETIGE						
1	9:21:45.434	1:05.627	+4.179	23.556	19.577	22.494
2	9:22:48.180	1:02.746	+1.298	21.788	18.867	22.091
3	9:23:49.840	1:01.660	+0.212	21.443	18.231	21.986
4	9:24:51.603	1:01.763	+0.315	21.648	18.204	21.911
5	9:25:53.051	1:01.448		21.303	18.165	21.980
(632) Antoine LEPESQUEUX						
1	9:21:37.443	1:04.436	+2.950	23.040	18.922	22.474
2	9:22:39.765	1:02.322	+0.836	21.850	18.349	22.123
3	9:23:41.574	1:01.809	+0.323	21.489	18.153	22.167
4	9:24:43.120	1:01.546	+0.060	21.465	18.170	21.911
5	9:25:44.606	1:01.486		21.388	18.158	21.940
(608) Xen DE RUWE						
1	9:21:41.171	1:04.371	+2.825	22.958	18.753	22.660
2	9:22:43.917	1:02.746	+1.200	22.035	18.494	22.217
3	9:23:45.913	1:01.996	+0.450	21.593	18.332	22.071
4	9:24:47.582	1:01.669	+0.123	21.522	18.254	21.893
5	9:25:49.128	1:01.546		21.378	18.241	21.927
(660) Florian DAVAIL						
1	9:21:48.487	1:04.427	+2.735	22.953	18.902	22.572
2	9:22:51.112	1:02.625	+0.933	21.991	18.574	22.060
3	9:23:53.327	1:02.215	+0.523	21.614	18.249	22.352
4	9:24:55.198	1:01.871	+0.179	21.718	18.214	21.939
5	9:25:56.890	1:01.692		21.463	18.183	22.046
(607) Kevin LUDI						
1	9:22:00.913	1:04.401	+2.704	23.093	18.983	22.325
2	9:23:03.136	1:02.223	+0.526	21.733	18.353	22.137
3	9:24:09.090	1:05.954	+4.257	24.745	19.227	21.982
4	9:25:10.787	1:01.697		21.571	18.233	21.893
(623) Lucas ORROCK						
1	9:21:44.415	1:04.498	+2.760	23.280	18.907	22.311
2	9:22:46.640	1:02.225	+0.487	21.828	18.433	21.964
3	9:23:48.378	1:01.738		21.463	18.361	21.914
4	9:24:50.215	1:01.837	+0.099	21.489	18.383	21.965
5	9:25:52.014	1:01.799	+0.061	21.503	18.396	21.900
(618) Thomas SMITH						
1	9:21:56.075	1:05.528	+3.785	23.672	19.261	22.595
2	9:22:58.637	1:02.562	+0.819	21.833	18.530	22.199
3	9:24:00.731	1:02.094	+0.351	21.678	18.427	21.989
4	9:25:02.474	1:01.743		21.602	18.210	21.931
(604) Patrick PEARCE						
1	9:21:35.132	1:04.151	+2.379	22.931	18.820	22.400
2	9:22:37.482	1:02.350	+0.578	21.813	18.428	22.109
3	9:23:39.346	1:01.864	+0.092	21.403	18.376	22.085
4	9:24:41.118	1:01.772		21.515	18.278	21.979
5	9:25:43.003	1:01.885	+0.113	21.458	18.356	22.071
(643) Tom DIELISSSEN						
1	9:21:48.269	1:05.038	+3.210	23.560	18.960	22.518
2	9:22:50.957	1:02.688	+0.860	21.964	18.556	22.168
3	9:23:52.810	1:01.853	+0.025	21.473	18.328	22.052

Lap	Time of Day	Lap Tm	Diff	S1 Tm	S2 Tm	S3 Tm
4	9:24:54.681	1:01.871	+0.043	21.609	18.352	21.910
5	9:25:56.509	1:01.828		21.332	18.469	22.027
(649) Miika LAIHO						
1	9:22:03.256	1:04.409	+2.572	23.092	18.919	22.398
2	9:23:06.350	1:03.094	+1.257	22.385	18.497	22.212
3	9:24:08.474	1:02.124	+0.287	21.717	18.359	22.048
4	9:25:10.311	1:01.837		21.523	18.243	22.071
(637) Martins STEINERTS						
1	9:21:46.211	1:04.265	+2.330	23.119	18.720	22.426
2	9:22:49.896	1:03.685	+1.750	21.918	19.616	22.151
3	9:23:52.571	1:02.675	+0.740	21.738	18.543	22.394
4	9:24:54.825	1:02.254	+0.319	21.650	18.333	22.271
5	9:25:56.760	1:01.935		21.511	18.368	22.056
(615) Christophe ADAMS (MASTER)						
1	9:21:45.232	1:06.182	+4.182	24.114	19.542	22.526
2	9:22:48.598	1:03.366	+1.366	21.904	19.091	22.371
3	9:23:50.699	1:02.101	+0.101	21.692	18.344	22.065
4	9:24:52.699	1:02.000		21.641	18.309	22.050
5	9:25:54.963	1:02.264	+0.264	21.742	18.429	22.093
(644) Erwin MONTFOORT						
1	9:21:48.031	1:05.431	+3.368	23.515	19.072	22.844
2	9:22:50.527	1:02.496	+0.433	21.926	18.442	22.128
3	9:23:52.735	1:02.208	+0.145	21.601	18.334	22.273
4	9:24:56.003	1:03.268	+1.205	22.778	18.386	22.104
5	9:25:58.066	1:02.063		21.644	18.339	22.080
(652) Harry DRYSDALE						
1	9:21:41.067	1:05.275	+3.170	23.457	19.062	22.756
2	9:22:44.279	1:03.212	+1.107	22.380	18.645	22.187
3	9:23:46.576	1:02.297	+0.192	21.719	18.419	22.159
4	9:24:48.681	1:02.105		21.634	18.350	22.121
5	9:25:50.837	1:02.156	+0.051	21.622	18.369	22.165
(650) Tiffany CHITTENDEN						
1	9:21:51.102	1:05.415	+3.307	23.731	19.133	22.551
2	9:22:54.072	1:02.970	+0.862	22.148	18.666	22.156
3	9:23:56.333	1:02.261	+0.153	21.836	18.377	22.048
4	9:24:58.444	1:02.111	+0.003	21.775	18.341	21.995
5	9:26:00.552	1:02.108		21.693	18.353	22.062
(651) Maxime GRAVOUILLE						
1	9:21:45.966	1:05.741	+3.629	23.821	19.175	22.745
2	9:22:53.365	1:07.399	+5.287	22.040	22.862	22.497
3	9:23:56.006	1:02.641	+0.529	21.816	18.481	22.344
4	9:24:58.285	1:02.279	+0.167	21.719	18.395	22.165
5	9:26:00.397	1:02.112		21.631	18.364	22.117
(624) Haralds GARKAKLIS						
1	9:21:40.892	1:05.667	+3.554	23.705	19.121	22.841
2	9:22:45.029	1:04.137	+2.024	22.805	18.658	22.674
3	9:23:47.639	1:02.610	+0.497	21.823	18.473	22.314
4	9:24:49.752	1:02.113		21.596	18.460	22.057
5	9:25:52.208	1:02.456	+0.343	21.647	18.386	22.423
(646) Dennis KROES (MASTER)						
1	9:21:58.624	1:09.912	+7.790	23.580	19.510	26.822
2	9:23:02.996	1:04.372	+2.250	22.932	18.771	22.669
3	9:24:05.752	1:02.756	+0.634	21.750	18.518	22.488
4	9:25:07.874	1:02.122		21.575	18.382	22.165
(620) Florent LAMBERT (MASTER)						
1	9:21:41.583	1:09.038	+6.828	24.255	20.511	24.272

Timekeeping Ingrid and Meik Wagner:  Clerk of the course Nigel Edwards: www.mylaps.com
 Steward (Chairman) Ian Watson: Chief Scrutineer Paul Klaassen: Licensed to: Motorsport Events
 Printed: 16.09.2012 09:26:47 posted at: h Page 1/2



Rotax Euro Challenge 2012 Salbris

Rotax DD2

Salbris 1,495 Km

Warm up qualified 1-34

16.09.2012 09:20

Practice (5:00 Time) started at 9:20:00

Lap	Time of Day	Lap Tm	Diff	S1 Tm	S2 Tm	S3 Tm	Lap	Time of Day	Lap Tm	Diff	S1 Tm	S2 Tm	S3 Tm
2	9:22:45.239	1:03.656	+1.446	22.623	18.623	22.410							
3	9:23:47.843	1:02.604	+0.394	21.957	18.578	22.069							
4	9:24:50.053	1:02.210		21.780	18.331	22.099							
5	9:25:52.723	1:02.670	+0.460	22.058	18.411	22.201							

(640) Chris STERKEN

1	9:21:53.041	1:05.392	+3.181	23.615	19.171	22.606
2	9:22:56.469	1:03.428	+1.217	22.612	18.577	22.239
3	9:23:59.315	1:02.846	+0.635	21.884	18.835	22.127
4	9:25:01.526	1:02.211		21.639	18.351	22.221

(638) Geoffrey JAMIN

1	9:21:41.701	1:04.609	+2.285	23.052	18.992	22.565
2	9:22:44.883	1:03.182	+0.858	22.196	18.667	22.319
3	9:23:47.207	1:02.324		21.856	18.410	22.058
4	9:24:49.856	1:02.649	+0.325	21.899	18.342	22.408
5	9:25:52.471	1:02.615	+0.291	21.795	18.702	22.118

(621) Sascha Pio HAIDA

1	9:21:44.001	1:06.284	+3.888	24.017	19.076	23.191
2	9:22:47.361	1:03.360	+0.964	22.192	18.823	22.345
3	9:23:49.757	1:02.396		21.955	18.347	22.094
4	9:24:52.576	1:02.819	+0.423	22.129	18.339	22.351
5	9:25:55.318	1:02.742	+0.346	22.227	18.464	22.051

(625) Igor MUKHIN (MASTER)

1	9:21:52.813	1:06.309	+3.786	24.227	19.216	22.866
2	9:22:56.199	1:03.386	+0.863	22.224	18.839	22.323
3	9:23:58.736	1:02.537	+0.014	21.833	18.541	22.163
4	9:25:01.259	1:02.523		21.890	18.433	22.200

(635) Chris GROEN (MASTER)

1	9:21:56.969	1:07.158	+4.199	24.290	19.547	23.321
2	9:23:01.219	1:04.250	+1.291	22.327	18.877	23.046
3	9:24:04.464	1:03.245	+0.286	22.163	18.612	22.470
4	9:25:07.423	1:02.959		22.026	18.524	22.409

(664) Luka KAMALI

1	9:21:46.642	1:05.740	+2.727	23.416	19.233	23.091
2	9:22:49.655	1:03.013		22.023	18.824	22.166

(661) Gerry HARGITAI (MASTER)

1	9:21:55.444	1:05.810	+2.721	23.862	19.088	22.860
2	9:22:59.343	1:03.899	+0.810	22.321	19.178	22.400
3	9:24:02.432	1:03.089		22.045	18.656	22.388
4	9:25:05.573	1:03.141	+0.052	22.123	18.722	22.296

(636) Tamsin GERMAIN (MASTER)

1	9:21:51.890	1:05.944	+2.834	23.834	19.347	22.763
2	9:22:55.000	1:03.110		22.149	18.617	22.344
3	9:23:58.294	1:03.294	+0.184	22.018	18.610	22.666
4	9:25:01.443	1:03.149	+0.039	21.923	18.629	22.597

(663) Bozec GOULVEN

1	9:21:52.880	1:06.237	+2.855	24.231	19.348	22.658
2	9:22:56.262	1:03.382		22.371	18.816	22.195
3	9:24:00.383	1:04.121	+0.739	21.865	19.846	22.410
4	9:25:05.645	1:05.262	+1.880	23.169	19.966	22.127

(662) Jose DELGADO (MASTER)

1	9:22:03.019	1:09.847	+4.992	26.210	20.043	23.594
2	9:23:09.744	1:06.725	+1.870	23.634	19.509	23.582
3	9:24:15.171	1:05.427	+0.572	23.081	19.360	22.986
4	9:25:20.026	1:04.855		22.724	19.004	23.127



Rotax Euro Challenge 2012 Salbris

Rotax DD2

Salbris 1,495 Km

Pre-Final

16.09.2012 11:00

Race (13 Laps) started at 11:03:07

Pos	No.	Name	Nat.	Chassis	Race Team	Laps	Total Tm	Diff	Best Tm	In Lap	km/h	Points
1	665	Ben COOPER	CAN	Birel	Kalman Motorsport	13	13:27.781		1:01.576	6	87,404	34
2	649	Miika LAIHO	FIN	Tonykart	MPT Racing	13	13:29.637	1.856	1:01.754	11	87,152	33
3	602	Mathias DETIGE	BEL	MS Kart	Bouvin Power	13	13:30.098	2.317	1:01.571	7	87,411	32
4	604	Patrick PEARCE	GBR	Tonykart	Tatum Racing	13	13:31.272	3.491	1:01.412	6	87,638	31
5	643	Tom DIELISSSEN	NED	CRG	CRG Holland	13	13:31.545	3.764	1:01.900	9	86,947	30
6	640	Chris STERKEN	NED	CRG	CRG Holland	13	13:31.826	4.045	1:01.586	9	87,390	29
7	608	Xen DE RUWE	BEL	Formula K	Formula K Europe	13	13:32.413	4.632	1:01.907	9	86,937	28
8	618	Thomas SMITH	DEN	Kosmic	Star Karting	13	13:32.522	4.741	1:01.734	4	87,180	27
9	632	Antoine LEPESQUEUX	FRA	Sodikart	Sodikart Junior Team	13	13:32.744	4.963	1:01.614	9	87,350	26
10	623	Lucas ORROCK	GBR	Kosmic	Paul Carr Racing	13	13:33.475	5.694	1:01.828	9	87,048	25
11	652	Harry DRYSDALE	GBR	Tonykart	HD Racing	13	13:37.532	9.751	1:01.998	7	86,809	24
12	624	Haralds GARKAKLIS	LAT	Gillard	DFK	13	13:38.231	10.450	1:02.045	7	86,743	23
13	607	Kevin LUDI	SUI	Birel	Spirit Racing	13	13:40.075	12.294	1:01.883	6	86,971	22
14	644	Erwin MONTFOORT	NED	Maddox	Montfoort Motorsport	13	13:40.265	12.484	1:02.110	8	86,653	21
15	664	Luka KAMALI	GER	CRG	Team DMV	13	13:40.903	13.122	1:01.896	8	86,952	20
16	663	Bozec GOULVEN	FRA	Sodikart	Sodikart Junior Team	13	13:41.012	13.231	1:01.809	9	87,075	19
17	625	Igor MUKHIN (MASTER)	RUS	Formula K	Formula K Europe	13	13:41.198	13.417	1:01.860	8	87,003	18
18	651	Maxime GRAVOUILLE	FRA	Sodikart	Kart Pro Racing	13	13:41.404	13.623	1:02.202	9	86,525	17
19	650	Tiffany CHITTENDEN	GBR	Praga	Brand Racing	13	13:42.309	14.528	1:02.318	8	86,363	16
20	636	Tamsin GERMAIN (MASTER)	GBR	Gillard	DG Racing	13	13:42.370	14.589	1:01.950	9	86,877	15
21	615	Christophe ADAMS (MASTE)	FRA	Sodikart	Sodikart NL	13	13:42.656	14.875	1:02.110	9	86,653	14
22	660	Florian DAVAIL	FRA	FA Kart	DSS Kart	13	13:42.819	15.038	1:02.228	9	86,488	13
23	620	Florent LAMBERT (MASTER)	GBR	Tonykart	Tatum Racing	13	13:43.212	15.431	1:02.300	7	86,388	12
24	638	Geoffrey JAMIN	FRA	FA Kart	RM Concept	13	13:44.169	16.388	1:02.344	10	86,327	11
25	621	Sascha Pio HAIDA	GER	Birel	Haida Motorsport	13	13:44.261	16.480	1:02.327	10	86,351	10
26	661	Gerry HARGITAI (MASTER)	HUN	Tonykart	Hargitai Racing	9	9:43.164	4 Laps	1:03.453	6	84,819	9
27	646	Dennis KROES (MASTER)	NED	Tonykart	Team Kroes	8	8:39.008	5 Laps	1:02.266	7	86,436	8
28	662	Jose DELGADO (MASTER)	VEN	Tonykart	Scuderia R	6	6:33.355	7 Laps	1:03.993	6	84,103	7
29	637	Martins STEINERTS	LAT	MS Kart	Steinerts RT	5	5:31.859	8 Laps	1:03.672	3	84,527	6
30	635	Chris GROEN (MASTER)	NED	Kosmic	Team Kroes					0	-	5

Announcements

These results are provisional until the conclusion of any judicial and technical matters

No. 608 warning board

Started: 30 Classified: 30 Not classified: 0

Margin of Victory	Ø km/h	Best Lap Tm	km/h	Best Lap by
1.856	86,615	1:01.412	87,638	604 - Patrick PEARCE

Official Timing www.camp-company.de / www.motorsport-events.se

Orbits

Timekeeping Ingrid and Meik Wagner:

Clerk of the course Nigel Edwards:

www.mylaps.com

Steward (Chairman) Ian Watson:

Chief Scrutineer Paul Klaassen:

Licensed to: Motorsport Events

Printed: 16.09.2012 11:17:54

posted at:

h



Rotax Euro Challenge 2012 Salbris

Rotax DD2

Salbris 1,495 Km

Pre-Final

16.09.2012 11:00

Race (13 Laps) started at 11:03:07

Lap	Time of Day	Lap Tm	Diff	S1 Tm	S2 Tm	S3 Tm	Lap	Time of Day	Lap Tm	Diff	S1 Tm	S2 Tm	S3 Tm
(662) Jose DELGADO (MASTER)													
1	11:04:18.800	1:05.194	+1.201	22.914	19.448	22.832							
2	11:05:23.038	1:04.238	+0.245	22.651	19.087	22.500							
3	11:06:28.469	1:05.431	+1.438	22.336	19.600	23.495							
4	11:07:32.652	1:04.183	+0.190	22.436	18.953	22.794							
5	11:08:36.649	1:03.997	+0.004	22.339	18.939	22.719							
6	11:09:40.642	1:03.993		22.486	18.841	22.666							
(637) Martins STEINERTS													
1	11:04:17.472	1:08.745	+5.073	26.694	19.411	22.640							
2	11:05:22.658	1:05.186	+1.514	22.455	20.199	22.532							
3	11:06:26.330	1:03.672		22.093	18.790	22.789							
4	11:07:32.147	1:05.817	+2.145	22.764	19.310	23.743							
5	11:08:39.146	1:06.999	+3.327	23.510	19.605	23.884							

Timekeeping Ingrid and Meik Wagner:

Clerk of the course Nigel Edwards:

Steward (Chairman) Ian Watson:

Chief Scrutineer Paul Klaassen:

www.mylaps.com

Printed: 16.09.2012 11:19:23

posted at:

h

Licensed to: Motorsport Events

Rotax Euro Challenge 2012
 Class: Rotax Max DD2
 Date/Time: 16.09.2012 13:30

Track: Salbris / France
 Heat: Final
 Laps: 16

Edition 1

	Laps 0 Tm. 0	17		Laps 0 Tm. 0
33			34	
	Laps 0 Tm. 0	16		Laps 0 Tm. 0
31			32	
Martins STEINERTS	637 Laps 5 Tm. 5:31.859	15	Chris GROEN (MASTE	635 Laps 0 Tm. 0
29			30	
Dennis KROES (MASTE	646 Laps 8 Tm. 8:39.008	14	Jose DELGADO (MAS	662 Laps 6 Tm. 6:33.355
27			28	
Sascha Pio HAIDA	621 Laps 13 Tm. 13:44.261	13	Gerry HARGITAI (MAS	661 Laps 9 Tm. 9:43.164
25			26	
Florent LAMBERT (MAS	620 Laps 13 Tm. 13:43.212	12	Geoffrey JAMIN	638 Laps 13 Tm. 13:44.169
23			24	
Christophe ADAMS (MASTE	615 Laps 13 Tm. 13:42.656	11	Florian DAVAIL	660 Laps 13 Tm. 13:42.819
21			22	
Tiffany CHITTENDEN	650 Laps 13 Tm. 13:42.309	10	Tamsin GERMAIN (MAS	636 Laps 13 Tm. 13:42.370
19			20	
Igor MUKHIN (MASTE	625 Laps 13 Tm. 13:41.198	9	Maxime GRAVOUILLE	651 Laps 13 Tm. 13:41.404
17			18	
Luka KAMALI	664 Laps 13 Tm. 13:40.903	8	Bozec GOULVEN	663 Laps 13 Tm. 13:41.012
15			16	
Kevin LUDI	607 Laps 13 Tm. 13:40.075	7	Erwin MONTFOORT	644 Laps 13 Tm. 13:40.265
13			14	
Harry DRYSDALE	652 Laps 13 Tm. 13:37.532	6	Haralds GARKAKLIS	624 Laps 13 Tm. 13:38.231
11			12	
Antoine LEPESQUEUX	632 Laps 13 Tm. 13:32.744	5	Lucas ORROCK	623 Laps 13 Tm. 13:33.475
9			10	
Xen DE RUWE	608 Laps 13 Tm. 13:32.413	4	Thomas SMITH	618 Laps 13 Tm. 13:32.522
7			8	
Tom DIELISSEN	643 Laps 13 Tm. 13:31.545	3	Chris STERKEN	640 Laps 13 Tm. 13:31.826
5			6	
Mathias DETIGE	602 Laps 13 Tm. 13:30.098	2	Patrick PEARCE	604 Laps 13 Tm. 13:31.272
3			4	
Ben COOPER	665 Laps 13 Tm. 13:27.781	1	Miika LAIHO	649 Laps 13 Tm. 13:29.637
1		Row	2	
Pole Position				

Clerk of the course Nigel Edwards:
 Stewards (Chairman) Ian Watson:

Scrutineer Paul Klaassen:
 Timekeeping Ingrid/Meik Wagner:



Rotax Euro Challenge 2012 Salbris

Rotax DD2

Salbris 1,495 Km

Final -NEW-

16.09.2012 13:30

Race (16 Laps) started at 13:33:13

Pos	No.	Name	Nat.	Chassis	Race Team	Laps	Total Tm	Diff	Best Tm	In Lap	km/h	Points
1	665	Ben COOPER	CAN	Birel	Kalman Motorsport	16	16:51.748		1:01.192	6	87,953	55
2	649	Miika LAIHO	FIN	Tonykart	MPT Racing	16	16:55.362	3.614	1:01.466	4	87,561	52
3	608	Xen DE RUWE	BEL	Formula K	Formula K Europe	16	16:57.180	5.432	1:01.402	7	87,652	50
4	618	Thomas SMITH	DEN	Kosmic	Star Karting	16	16:59.827	8.079	1:01.634	14	87,322	49
5	652	Harry DRYSDALE	GBR	Tonykart	HD Racing	16	17:00.245	8.497	1:02.044	5	86,745	48
6	644	Erwin MONTFOORT	NED	Maddox	Montfoort Motorsport	16	17:00.501	8.753	1:01.735	5	87,179	47
7	650	Tiffany CHITTENDEN	GBR	Praga	Brand Racing	16	17:02.020	10.272	1:01.860	4	87,003	46
8	621	Sascha Pio HAIDA	GER	Birel	Haida Motorsport	16	17:02.153	10.405	1:02.066	4	86,714	45
9	651	Maxime GRAVOUILLE	FRA	Sodikart	Kart Pro Racing	16	17:02.396	10.648	1:01.905	5	86,940	44
10	638	Geoffrey JAMIN	FRA	FA Kart	RM Concept	16	17:03.009	11.261	1:01.890	14	86,961	43
11	615	Christophe ADAMS (MASTE	FRA	Sodikart	Sodikart NL	16	17:04.120	12.372	1:02.164	4	86,577	42
12	643	Tom DIELISSSEN	NED	CRG	CRG Holland	16	17:04.754	13.006	1:01.556	4	87,433	41
13	660	Florian DAVAIL	FRA	FA Kart	DSS Kart	16	17:07.661	15.913	1:01.734	15	87,180	40
14	635	Chris GROEN (MASTER)	NED	Kosmic	Team Kroes	16	17:08.370	16.622	1:02.578	6	86,005	39
15	637	Martins STEINERTS	LAT	MS Kart	Steinerts RT	16	17:09.191	17.443	1:02.225	6	86,493	38
16	636	Tamsin GERMAIN (MASTER)	GBR	Gillard	DG Racing	16	17:10.771	19.023	1:02.053	15	86,732	37
17	632	Antoine LEPESQUEUX	FRA	Sodikart	Sodikart Junior Team	16	17:12.805	21.057	1:01.871	4	86,987	36
18	640	Chris STERKEN	NED	CRG	CRG Holland	16	17:13.126	21.378	1:02.020	7	86,778	35
19	607	Kevin LUDI	SUI	Birel	Spirit Racing	16	17:15.845	24.097	1:01.806	15	87,079	34
20	662	Jose DELGADO (MASTER)	VEN	Tonykart	Scuderia R	16	17:17.685	25.937	1:03.824	11	84,326	33
21	604	Patrick PEARCE	GBR	Tonykart	Tatum Racing	16	17:33.126	41.378	1:02.058	4	86,725	32
22	664	Luka KAMALI	GER	CRG	Team DMV	13	13:59.006	3 Laps	1:02.584	4	85,996	31
23	623	Lucas ORROCK	GBR	Kosmic	Paul Carr Racing	12	12:48.361	4 Laps	1:01.739	4	87,173	30
24	625	Igor MUKHIN (MASTER)	RUS	Formula K	Formula K Europe	11	11:52.067	5 Laps	1:02.473	4	86,149	29
25	602	Mathias DETIGE	BEL	MS Kart	Bouvin Power	7	7:18.016	9 Laps	1:01.733	7	87,182	28
26	624	Haralds GARKAKLIS	LAT	Gillard	DFK	6	6:18.484	10 Laps	1:01.816	3	87,065	27
27	620	Florent LAMBERT (MASTER)	GBR	Tonykart	Tatum Racing	6	6:24.625	10 Laps	1:02.460	4	86,167	26
28	663	Bozec GOULVEN	FRA	Sodikart	Sodikart Junior Team	6	6:25.306	10 Laps	1:01.893	6	86,957	25
29	646	Dennis KROES (MASTER)	NED	Tonykart	Team Kroes	4	4:20.445	12 Laps	1:03.314	4	85,005	24
Not classified												
DNS	661	Gerry HARGITAI (MASTER)	HUN	Tonykart	Hargitai Racing			DNS		0	-	0

Announcements

These results are provisional until the conclusion of any judicial and technical matters

No. 640 time penalty 3 sec. / leaving corridor

No. 660 warning board

Started: 29 Classified: 29 Not classified: 0

No. 632 time penalty 10 sec. / reason unfair driving

Margin of Victory	Ø km/h	Best Lap Tm	km/h	Best Lap by
3.614	85,112	1:01.192	87,953	665 - Ben COOPER

Official Timing www.camp-company.de / www.motorsport-events.se

Orbits

Timekeeping Ingrid and Meik Wagner:

Clerk of the course Nigel Edwards:

www.mylaps.com

Steward (Chairman) Ian Watson:

Chief Scrutineer Paul Klaassen:

Licensed to: Motorsport Events

Printed: 16.09.2012 15:09:56

posted at:

h



Rotax Euro Challenge 2012 Salbris

Rotax DD2

Salbris 1,495 Km

Final

16.09.2012 13:30

Race (16 Laps) started at 13:33:13

Lap	Time of Day	Lap Tm	Diff	S1 Tm	S2 Tm	S3 Tm	Lap	Time of Day	Lap Tm	Diff	S1 Tm	S2 Tm	S3 Tm
2	13:35:20.823	1:01.974	+0.235	21.600	18.418	21.956							
3	13:36:22.898	1:02.075	+0.336	21.632	18.442	22.001							
4	13:37:24.637	1:01.739		21.440	18.283	22.016							
5	13:38:26.743	1:02.106	+0.367	21.840	18.274	21.992							
6	13:39:29.152	1:02.409	+0.670	22.093	18.326	21.990							
7	13:40:30.930	1:01.778	+0.039	21.510	18.253	22.015							
8	13:54:02.547	13:31.617	+12:29.878	21.868									
9	13:55:45.821	1:43.274	+41.535	27.319	21.217	54.738							
10	13:56:49.163	1:03.342	+1.603	22.513	18.520	22.309							
11	13:57:51.512	1:02.349	+0.610	21.686	18.462	22.201							
12	13:58:54.337	1:02.825	+1.086	21.465	18.584	22.776							

(625) Igor MUKHIN (MASTER)

1	13:34:21.742	1:06.777	+4.304	24.823	19.377	22.577
2	13:35:25.378	1:03.636	+1.163	22.189	19.187	22.260
3	13:36:28.254	1:02.876	+0.403	21.779	18.603	22.494
4	13:37:30.727	1:02.473		21.876	18.477	22.120
5	13:38:34.110	1:03.383	+0.910	21.780	18.679	22.924
6	13:39:37.240	1:03.130	+0.657	21.736	18.457	22.937
7	13:40:42.271	1:05.031	+2.558	22.786	19.948	22.297
8	13:54:15.990	13:33.719	+12:31.246			
9	13:55:49.115	1:33.125	+30.652	24.439	18.943	49.743
10	13:56:53.489	1:04.374	+1.901	23.058	18.714	22.602
11	13:57:58.043	1:04.554	+2.081	22.850	19.259	22.445

(602) Mathias DETIGE

1	13:34:17.744	1:04.024	+2.291	23.152	18.628	22.244
2	13:35:20.631	1:02.887	+1.154	22.116	18.575	22.196
3	13:36:22.774	1:02.143	+0.410	21.685	18.369	22.089
4	13:37:25.033	1:02.259	+0.526	21.820	18.405	22.034
5	13:38:26.983	1:01.950	+0.217	21.613	18.316	22.021
6	13:39:29.547	1:02.564	+0.831	22.076	18.457	22.031
7	13:40:31.280	1:01.733		21.439	18.315	21.979

(624) Haralds GARKAKLIS

1	13:34:20.174	1:06.008	+4.192	24.557	19.102	22.349
2	13:35:23.341	1:03.167	+1.351	22.726	18.413	22.028
3	13:36:25.157	1:01.816		21.496	18.323	21.997
4	13:37:27.032	1:01.875	+0.059	21.503	18.385	21.987
5	13:38:29.537	1:02.505	+0.689	22.231	18.397	21.877
6	13:39:31.748	1:02.211	+0.395	21.398	18.822	21.991

(620) Florent LAMBERT (MASTER)

1	13:34:22.325	1:06.828	+4.368	24.440	19.658	22.730
2	13:35:25.623	1:03.298	+0.838	22.356	18.600	22.342
3	13:36:28.564	1:02.941	+0.481	22.125	18.552	22.264
4	13:37:31.024	1:02.460		21.933	18.409	22.118
5	13:38:34.239	1:03.215	+0.755	21.823	18.505	22.887
6	13:39:37.889	1:03.650	+1.190	22.975	18.475	22.200

(663) Bozec GOULVEN

1	13:34:25.251	1:07.687	+5.794	26.402	18.720	22.565
2	13:35:28.794	1:03.543	+1.650	21.961	18.466	23.116
3	13:36:31.441	1:02.647	+0.754	22.030	18.354	22.263
4	13:37:34.162	1:02.721	+0.828	22.054	18.545	22.122
5	13:38:36.677	1:02.515	+0.622	21.894	18.574	22.047
6	13:39:38.570	1:01.893		21.609	18.332	21.952

(646) Dennis KROES (MASTER)

1	13:34:23.089	1:07.508	+4.194	25.392	19.453	22.663
2	13:35:26.573	1:03.484	+0.170	22.213	18.888	22.383
3	13:36:30.395	1:03.822	+0.508	22.305	18.911	22.606
4	13:37:33.709	1:03.314		22.474	18.505	22.335