



Rotax Euro Challenge 2012 Wackersdorf

Rotax Juniors

Wackersdorf 1,275 Km

Non Qualifying Practice 1 Odd Numbers

11.05.2012 12:20

Practice (7:00 Time) started at 12:21:09

Pos	No.	Name	Nat.	Chassis	Race Team	Laps	Best Tm	Diff	Gap In Lap	km/h
1	9	Janneau ESMEIJER	NED	Intrepid	Team TKP	6	52.030			4 88,218
2	15	Lars LAMBORELLE	NED	Intrepid	Team TKP	6	52.330	0.300	0.300	1 87,713
3	7	Kaan ONDER	TUR	Alonso	Borusan Otomotiv M/Sport	7	52.356	0.326	0.026	7 87,669
4	61	Josh WHITE	GBR	Tonykart	RL Racing Dept Ltd	6	52.357	0.327	0.001	3 87,667
5	73	Lando NORRIS	GBR	Tonykart	RL Racing Dept Ltd	6	52.368	0.338	0.011	3 87,649
6	69	Ryan ANDERTON	GBR	Tonykart	Coles Racing	7	52.469	0.439	0.101	3 87,480
7	35	Harry WEBB	GBR	Tonykart	Strawberry Racing	7	52.494	0.464	0.025	2 87,439
8	53	Guan Yu ZHOU	GBR	Tonykart	Strawberry Racing	7	52.503	0.473	0.009	5 87,424
9	89	Joseph BURTON-HARRIS	AUS	Formula K	Formula K Europe	7	52.539	0.509	0.036	2 87,364
10	49	Max AITKEN	GBR	Formula K	Protrain Racing	7	52.543	0.513	0.004	3 87,357
11	21	Connor HALL	GBR	Tonykart	Coles Racing	7	52.601	0.571	0.058	1 87,261
12	77	Fazio FRANSEN	NED	Formula K	Formula K Europe	7	52.612	0.582	0.011	3 87,242
13	17	Ralf ARON	EST	Tonykart	Aix Racing	7	52.661	0.631	0.049	1 87,161
14	37	Shayur HARPAL	RSA	Kosmic	Paul Carr Racing	7	52.710	0.680	0.049	2 87,080
15	71	Florian WIESINGER	AUT	DR	VPDR	7	52.761	0.731	0.051	7 86,996
16	67	William TAYLFORTH	GBR	Tonykart	Coles Racing	7	52.917	0.887	0.156	7 86,740
17	25	Jack BARTHOLOMEW	GBR	Zanardi	Coles Racing	7	52.959	0.929	0.042	7 86,671
18	19	Tobias HOLM	DEN	Kosmic	Star Karting	7	52.962	0.932	0.003	7 86,666
19	57	Jonathan JUDEK	GER	FK	KM Racing	7	53.006	0.976	0.044	6 86,594
20	23	Remo RAHULA	EST	Intrepid	Talvar Racing	7	53.126	1.096	0.120	7 86,398
21	87	Tom MEIJER	NED	Formula K	Formula K Europe	7	53.206	1.176	0.080	6 86,268
22	59	Julius COLLIANDER CELIK	SWE	Kosmic	Soda Kart	6	53.271	1.241	0.065	5 86,163
23	85	Ermo PIHTJOE	EST	Sodikart	Aix Racing Team	7	53.308	1.278	0.037	3 86,103
24	65	Emilien CARDE	FRA	Sodikart	Matec Competition	7	53.392	1.362	0.084	7 85,968
25	45	Sven VAN DER SLIK	NED	Intrepid	Team TKP	6	53.690	1.660	0.298	3 85,491
26	29	Teodor MORIN	SWE	Kosmic	Soda Kart	7	53.717	1.687	0.027	4 85,448

Timekeeping Ingrid and Meik Wagner:

Clerk of the course Nigel Edwards:

www.mylaps.com

Steward (Chairman) Horst Seidel:

Chief Scrutineer Paul Klaassen:

Licensed to: Motorsport Events

Printed: 11.05.2012 12:30:42

posted at:

h

Rotax Euro Challenge 2012 Wackersdorf

Rotax Juniors

Wackersdorf 1,275 Km

Non Qualifying Practice 1 Odd Numbers

11.05.2012 12:20

Practice (7:00 Time) started at 12:21:04

Lap	Time of Day	Lap Tm	S1 Tm	S2 Tm	S3 Tm	Lap	Time of Day	Lap Tm	S1 Tm	S2 Tm	S3 Tm
(9) Janneau ESMEIJER						4	12:26:11.461	52.763	18.931	17.033	16.799
1	12:23:52.224	52.128	18.852	16.771	16.505	5	12:27:04.856	53.395	18.995	17.046	17.354
2	12:24:44.741	52.517	18.859	17.078	16.580	6	12:27:57.747	52.891	18.947	17.072	16.872
3	12:25:37.194	52.453	18.772	16.982	16.699	7	12:28:50.662	52.915	19.101	17.002	16.812
4	12:26:29.224	52.030	18.821	16.734	16.475	(49) Max AITKEN					
5	12:27:21.592	52.368	18.897	16.893	16.578	1	12:23:37.538	52.735	18.888	17.247	16.600
6	12:28:13.780	52.188	18.896	16.728	16.564	2	12:24:30.299	52.761	18.963	16.977	16.821
(15) Lars LAMBORELLE						3	12:25:22.842	52.543	18.969	16.961	16.613
1	12:23:53.334	52.330	18.841	16.887	16.602	4	12:26:15.895	53.053	18.934	17.043	17.076
2	12:24:45.685	52.351	18.883	16.917	16.551	5	12:27:08.909	53.014	19.067	17.028	16.919
3	12:25:38.292	52.607	19.072	16.966	16.569	6	12:28:01.801	52.892	19.214	17.009	16.669
4	12:26:31.180	52.888	19.021	17.211	16.656	7	12:28:54.575	52.774	19.061	17.036	16.677
5	12:27:23.708	52.528	19.004	16.910	16.614	(21) Connor HALL					
6	12:28:16.365	52.657	18.949	16.956	16.752	1	12:23:35.312	52.601	18.876	17.043	16.682
(7) Kaan ONDER						2	12:24:28.150	52.838	19.008	17.123	16.707
1	12:23:38.923	52.557	18.841	17.048	16.668	3	12:25:21.183	53.033	18.948	17.224	16.861
2	12:24:31.584	52.661	18.913	17.051	16.697	4	12:26:13.978	52.795	18.861	17.271	16.663
3	12:25:24.114	52.530	18.854	17.016	16.660	5	12:27:06.899	52.921	18.903	17.374	16.644
4	12:26:16.936	52.822	18.990	17.088	16.744	6	12:27:59.637	52.738	18.830	17.149	16.759
5	12:27:10.363	53.427	19.301	17.213	16.913	7	12:28:52.634	52.997	18.797	17.255	16.945
6	12:28:04.320	53.957	18.918	18.084	16.955	(77) Fazio FRANSSSEN					
7	12:28:56.676	52.356	18.766	16.989	16.601	1	12:23:41.839	52.641	18.994	16.973	16.674
(61) Josh WHITE						2	12:24:34.597	52.758	19.049	17.081	16.628
1	12:23:39.422	52.837	19.098	17.091	16.648	3	12:25:27.209	52.612	18.895	17.061	16.656
2	12:24:32.100	52.678	19.007	16.984	16.687	4	12:26:20.082	52.873	18.939	17.083	16.851
3	12:25:24.457	52.357	18.782	16.915	16.660	5	12:27:12.998	52.916	18.927	17.139	16.850
4	12:26:17.456	52.999	18.959	17.086	16.954	6	12:28:06.243	53.245	18.942	17.112	17.191
5	12:27:14.461	57.005	18.945	18.850	19.210	7	12:29:00.928	54.685	19.177	17.261	18.247
6	12:28:07.455	52.994	19.122	16.998	16.874	(17) Ralf ARON					
(73) Lando NORRIS						1	12:23:35.506	52.661	18.942	17.122	16.597
1	12:23:41.488	52.830	18.996	17.105	16.729	2	12:24:28.307	52.801	19.028	17.187	16.586
2	12:24:34.147	52.659	19.056	16.924	16.679	3	12:25:21.300	52.993	18.904	17.258	16.831
3	12:25:26.515	52.368	18.812	16.921	16.635	4	12:26:14.134	52.834	18.908	17.237	16.689
4	12:26:18.907	52.392	18.881	16.895	16.616	5	12:27:07.050	52.916	18.878	17.358	16.680
5	12:27:11.863	52.956	18.822	17.160	16.974	6	12:27:59.936	52.886	19.120	17.149	16.617
6	12:28:08.192	56.329	18.949	17.360	20.020	7	12:28:52.747	52.811	18.878	17.075	16.858
(69) Ryan ANDERTON						(37) Shayur HARPAL					
1	12:23:39.210	53.329	19.580	16.981	16.768	1	12:23:36.309	53.047	19.056	17.150	16.841
2	12:24:32.362	53.152	19.348	17.142	16.662	2	12:24:29.019	52.710	18.878	17.076	16.756
3	12:25:24.831	52.469	18.965	16.913	16.591	3	12:25:22.123	53.104	18.831	17.215	17.058
4	12:26:17.586	52.755	18.990	16.947	16.818	4	12:26:15.629	53.506	18.902	17.645	16.959
5	12:27:10.666	53.080	19.077	17.217	16.786	5	12:27:10.829	55.200	20.436	17.212	17.552
6	12:28:03.788	53.122	19.117	17.356	16.649	6	12:28:05.786	54.957	19.574	17.585	17.798
7	12:28:56.277	52.489	18.897	16.923	16.669	7	12:28:58.997	53.211	19.129	17.188	16.894
(35) Harry WEBB						(71) Florian WIESINGER					
1	12:23:34.002	52.665	18.916	17.029	16.720	1	12:23:37.287	53.026	19.031	17.242	16.753
2	12:24:26.496	52.494	18.798	16.908	16.788	2	12:24:30.553	53.266	18.992	17.068	17.206
3	12:25:19.367	52.871	19.047	16.924	16.900	3	12:25:23.345	52.792	18.984	17.109	16.699
4	12:26:11.937	52.570	18.904	16.973	16.693	4	12:26:16.488	53.143	19.276	17.167	16.700
5	12:27:04.627	52.690	18.791	16.986	16.913	5	12:27:10.028	53.540	19.281	17.331	16.928
6	12:27:58.940	54.313	19.038	18.344	16.931	6	12:28:03.296	53.268	19.069	17.427	16.772
7	12:28:51.686	52.746	18.962	17.085	16.699	7	12:28:56.057	52.761	18.886	17.057	16.818
(53) Guan Yu ZHOU						(67) William TAYLFORTH					
1	12:23:33.937	52.939	18.946	17.091	16.902	1	12:23:34.925	53.269	19.255	17.138	16.876
2	12:24:26.723	52.786	18.959	17.079	16.748	2	12:24:29.281	54.356	19.919	17.262	17.175
3	12:25:19.644	52.921	18.928	17.038	16.955	3	12:25:22.803	53.522	19.141	17.074	17.307
4	12:26:12.882	53.238	19.454	17.116	16.668	4	12:26:18.094	55.291	20.052	17.530	17.709
5	12:27:05.385	52.503	18.719	17.050	16.734	5	12:27:11.517	53.423	19.156	17.222	17.045
6	12:27:58.133	52.748	18.891	17.069	16.788	6	12:28:05.238	53.721	19.106	17.167	17.448
7	12:28:51.047	52.914	18.928	17.156	16.830	7	12:28:58.155	52.917	19.084	17.027	16.806
(89) Joseph BURTON-HARRIS						(25) Jack BARTHOLOMEW					
1	12:23:33.478	53.000	19.205	17.086	16.709	1	12:23:07.423	53.754	19.427	17.278	17.049
2	12:24:26.017	52.539	18.902	16.987	16.650	2	12:24:00.676	53.253	19.276	17.150	16.827
3	12:25:18.698	52.681	18.951	16.962	16.768	3	12:24:54.593	53.917	19.090	17.918	16.909
						4	12:25:47.625	53.032	19.070	17.177	16.785

Timekeeping Ingrid and Meik Wagner:

Clerk of the course Nigel Edwards:

www.mylaps.com

Steward (Chairman) Horst Seidel:

Chief Scrutineer Paul Klaassen:

Licensed to: Motorsport Events

Printed: 11.05.2012 12:32:02

posted at:

h

Page 12



Rotax Euro Challenge 2012 Wackersdorf

Rotax Juniors

Wackersdorf 1,275 Km

Non Qualifying Practice 1 Odd Numbers

11.05.2012 12:20

Practice (7:00 Time) started at 12:21:04

Lap	Time of Day	Lap Tm	S1 Tm	S2 Tm	S3 Tm
5	12:26:40.662	53.037	19.164	17.088	16.785
6	12:27:34.752	54.090	20.292	17.058	16.740
7	12:28:27.711	52.959	19.190	17.063	16.706

Lap	Time of Day	Lap Tm	S1 Tm	S2 Tm	S3 Tm
<u>(29) Teodor MORIN</u>					
1	12:22:54.503	54.472	20.033	17.421	17.018
2	12:23:49.775	55.272	19.644	18.540	17.088
3	12:24:43.856	54.081	19.696	17.323	17.062
4	12:25:37.573	53.717	19.502	17.338	16.877
5	12:26:31.644	54.071	19.597	17.588	16.886
6	12:27:25.805	54.161	19.577	17.360	17.224
7	12:28:19.803	53.998	19.823	17.271	16.904

(19) Tobias HOLM

Lap	Time of Day	Lap Tm	S1 Tm	S2 Tm	S3 Tm
1	12:23:34.608	53.336	19.289	17.248	16.799
2	12:24:27.723	53.115	19.163	17.178	16.774
3	12:25:22.996	55.273	19.009	17.987	18.277
4	12:26:16.011	53.015	19.037	17.127	16.851
5	12:27:09.110	53.099	19.147	17.211	16.741
6	12:28:02.146	53.036	19.105	17.183	16.748
7	12:28:55.108	52.962	19.147	17.121	16.694

(57) Jonathan JUDEK

Lap	Time of Day	Lap Tm	S1 Tm	S2 Tm	S3 Tm
1	12:22:58.398	53.621	19.460	17.264	16.897
2	12:23:51.661	53.263	19.044	17.324	16.895
3	12:24:45.133	53.472	19.262	17.465	16.745
4	12:25:39.396	54.263	20.253	17.238	16.772
5	12:26:32.716	53.320	19.314	17.293	16.713
6	12:27:25.722	53.006	18.927	17.265	16.814
7	12:28:19.012	53.290	19.371	17.141	16.778

(23) Remo RAHULA

Lap	Time of Day	Lap Tm	S1 Tm	S2 Tm	S3 Tm
1	12:23:29.907	54.139	19.814	17.063	17.262
2	12:24:24.340	54.433	20.553	17.100	16.780
3	12:25:19.599	55.259	19.613	17.140	18.506
4	12:26:13.376	53.777	19.834	17.190	16.753
5	12:27:06.564	53.188	19.160	17.245	16.783
6	12:27:59.933	53.369	19.391	17.055	16.923
7	12:28:53.059	53.126	19.458	16.998	16.670

(87) Tom MEIJER

Lap	Time of Day	Lap Tm	S1 Tm	S2 Tm	S3 Tm
1	12:23:35.127	53.354	19.306	17.168	16.880
2	12:24:28.573	53.446	19.496	17.221	16.729
3	12:25:21.964	53.391	18.945	17.398	17.048
4	12:26:16.121	54.157	19.312	17.258	17.587
5	12:27:09.489	53.368	19.234	17.299	16.835
6	12:28:02.695	53.206	19.370	17.078	16.758
7	12:28:58.081	55.386	19.151	17.134	19.101

(59) Julius COLLIANDER CELIK

Lap	Time of Day	Lap Tm	S1 Tm	S2 Tm	S3 Tm
1	12:22:54.975	53.597	19.351	17.458	16.788
2	12:23:48.722	53.747	19.487	17.385	16.875
3	12:24:42.240	53.518	19.233	17.374	16.911
4	12:25:35.629	53.389	19.146	17.331	16.912
5	12:26:28.900	53.271	19.264	17.226	16.781
6	12:27:31.719	1:02.819	19.465	17.268	26.086

(85) Ermo PIHTJOE

Lap	Time of Day	Lap Tm	S1 Tm	S2 Tm	S3 Tm
1	12:23:02.956	53.931	19.426	17.384	17.121
2	12:23:56.579	53.623	19.275	17.223	17.125
3	12:24:49.887	53.308	19.200	17.234	16.874
4	12:25:43.332	53.445	19.165	17.223	17.057
5	12:26:38.879	55.547	19.086	17.434	19.027
6	12:27:35.722	56.843	22.238	17.511	17.094
7	12:28:29.309	53.587	19.362	17.328	16.897

(65) Emilien CARDE

Lap	Time of Day	Lap Tm	S1 Tm	S2 Tm	S3 Tm
1	12:23:30.691	53.530	19.209	17.299	17.022
2	12:24:26.424	55.733	19.798	18.003	17.932
3	12:25:20.160	53.736	19.556	17.276	16.904
4	12:26:14.540	54.380	19.740	17.772	16.868
5	12:27:08.866	54.326	18.963	17.595	17.768
6	12:28:05.992	57.126	20.138	19.386	17.602
7	12:28:59.384	53.392	19.220	17.271	16.901

(45) Sven VAN DER SLIK

Lap	Time of Day	Lap Tm	S1 Tm	S2 Tm	S3 Tm
1	12:23:31.835	59.006	19.266	18.587	21.153
2	12:24:25.841	54.006	19.559	17.521	16.926
3	12:25:19.531	53.690	19.323	17.105	17.262
4	12:26:13.524	53.993	20.159	17.167	16.667
5	12:27:11.821	58.297	18.940	20.496	18.861
6	12:28:08.028	56.207	19.685	17.276	19.246

Timekeeping Ingrid and Meik Wagner:



Clerk of the course Nigel Edwards:

Steward (Chairman) Horst Seidel:

Chief Scrutineer Paul Klaassen:

www.mylaps.com
Licensed to: Motorsport Events



Rotax Euro Challenge 2012 Wackersdorf

Rotax Juniors

Wackersdorf 1,275 Km

Non Qualifying Practice 1 Even Numbers

11.05.2012 12:30

Practice (7:00 Time) started at 12:30:32

Pos	No.	Name	Nat.	Chassis	Race Team	Laps	Best Tm	Diff	Gap In Lap	km/h
1	86	Max HOFER	AUT	Birel	Speedworld Academy	7	52.008		6	88,256
2	38	Cem BOLUKBASI	TUR	Kosmic	Paul Carr Racing	7	52.139	0.131	0.131	7 88,034
3	28	Shanaka CLAY	SRL	Tonykart	TBA	7	52.153	0.145	0.014	7 88,010
4	54	Jay GOODWIN	GBR	Tonykart	Strawberry Racing	7	52.168	0.160	0.015	7 87,985
5	42	Berkay BESLER	TUR	Tonykart	DNR Racing/Bouvin Power	7	52.179	0.171	0.011	7 87,966
6	36	Henrique BAPTISTA	POR	Kosmic	Paul Carr Racing	7	52.259	0.251	0.080	4 87,832
7	50	Lennert VAN BOGAERT	BLR	Maranello	EGP	7	52.276	0.268	0.017	6 87,803
8	20	Nico MÜLLER	GER	DR	VPDR	7	52.280	0.272	0.004	6 87,796
9	30	Joel DEPTUCH	POL	Praga	Uniq Racing	7	52.292	0.284	0.012	4 87,776
10	56	Thomas SALVA	CZE	MS Kart	MS Kart Racing Team	7	52.308	0.300	0.016	6 87,749
11	18	Thomas PREINING	AUT	Formula K	Protrain Racing	7	52.310	0.302	0.002	4 87,746
12	34	Pepijn STEEMAN	NED	Gillard	DFK	7	52.373	0.365	0.063	7 87,641
13	48	Frida GRANDIN	SWE	Kosmic	Soda Kart	7	52.391	0.383	0.018	6 87,610
14	78	Jakub KADLCAK	CZE	Tonykart	Gregor Racing	7	52.401	0.393	0.010	4 87,594
15	98	Sam SCHIPPERS	NED	Intrepid	Team TKP	7	52.413	0.405	0.012	7 87,574
16	26	Jessica BACKMAN	SWE	Tonykart	Strawberry Racing	7	52.418	0.410	0.005	7 87,565
17	16	Ryo HIROOKA	JPN	DR	VPDR	7	52.447	0.439	0.029	7 87,517
18	72	Pavel SRDINKO	CZE	Sassport	SRDAS	7	52.460	0.452	0.013	3 87,495
19	40	Jan JONCK	DEN	Tonykart	RS Competition	7	52.463	0.455	0.003	6 87,490
20	60	Jan FILIP	CZE	Maranello	OK Kart	7	52.482	0.474	0.019	6 87,459
21	68	Vince HERCSIK	HUN	Birel	Kalman Motorsport	7	52.496	0.488	0.014	4 87,435
22	66	Peter HUBER	AUT	Birel	Kalman Motorsport	7	52.680	0.672	0.184	6 87,130
23	44	Ameer HASSAN	LIB	Formula K	Formula K Europe	7	52.710	0.702	0.030	4 87,080
24	70	Max TIMMERMANS	BEL	Formula K	Formula K Europe	7	52.715	0.707	0.005	4 87,072
25	64	Momo OKUDA	JPN	DR	VPDR	7	52.736	0.728	0.021	6 87,037
26	74	Jai NIJJAR	GBR	Tonykart	Chris Rogers Motorsport	7	52.766	0.758	0.030	4 86,988
27	52	Boris KOLFF	NED	Intrepid	Team TKP	7	53.358	1.350	0.592	4 86,023

Timekeeping Ingrid and Meik Wagner:

Clerk of the course Nigel Edwards:

www.mylaps.com

Steward (Chairman) Horst Seidel:

Chief Scrutineer Paul Klaassen:

Licensed to: Motorsport Events

Printed: 11.05.2012 12:38:13

posted at:

h



Rotax Euro Challenge 2012 Wackersdorf

Rotax Juniors

Wackersdorf 1,275 Km

Non Qualifying Practice 1 Even Numbers

11.05.2012 12:30

Practice (7:00 Time) started at 12:30:30

Lap	Time of Day	Lap Tm	S1 Tm	S2 Tm	S3 Tm	Lap	Time of Day	Lap Tm	S1 Tm	S2 Tm	S3 Tm
(86) Max HOFER						(30) Joel DEPTUCH					
1	12:32:30.803	52.888	19.070	17.018	16.800	1	12:32:37.636	52.880	19.105	17.087	16.688
2	12:33:29.153	58.350	18.850	17.065	22.435	2	12:33:30.667	53.031	18.968	17.280	16.783
3	12:34:21.998	52.845	19.126	16.908	16.811	3	12:34:23.909	53.242	19.363	17.112	16.767
4	12:35:14.466	52.468	18.831	16.907	16.730	4	12:35:16.201	52.292	18.713	17.013	16.566
5	12:36:06.815	52.349	18.919	16.880	16.550	5	12:36:09.117	52.916	19.215	17.042	16.659
6	12:36:58.823	52.008	18.696	16.725	16.587	6	12:37:01.479	52.362	18.803	16.945	16.614
7	12:37:50.953	52.130	18.807	16.730	16.593	7	12:37:53.804	52.325	18.782	17.001	16.542
(38) Cem BOLUKBASI						(56) Thomas SALVA					
1	12:32:21.610	52.775	19.064	17.105	16.606	1	12:32:33.778	53.098	18.933	17.297	16.868
2	12:33:14.132	52.522	18.863	17.023	16.636	2	12:33:26.551	52.773	18.974	17.108	16.691
3	12:34:06.571	52.439	18.878	16.942	16.619	3	12:34:19.316	52.765	18.946	17.108	16.711
4	12:34:59.154	52.583	18.937	16.989	16.657	4	12:35:11.782	52.466	18.815	17.061	16.590
5	12:35:51.408	52.254	18.846	16.869	16.539	5	12:36:05.207	53.425	18.911	17.133	17.381
6	12:36:43.588	52.180	18.777	16.844	16.559	6	12:36:57.515	52.308	18.831	16.951	16.526
7	12:37:35.727	52.139	18.812	16.847	16.480	7	12:37:50.013	52.498	18.839	16.960	16.699
(28) Shanaka CLAY						(18) Thomas PREINING					
1	12:32:34.845	52.905	18.832	17.211	16.862	1	12:32:38.312	52.616	18.796	16.973	16.847
2	12:33:27.377	52.532	18.810	17.076	16.646	2	12:33:30.979	52.667	18.886	17.018	16.763
3	12:34:19.896	52.519	18.795	17.074	16.650	3	12:34:23.512	52.533	18.760	17.016	16.757
4	12:35:12.193	52.297	18.693	17.040	16.564	4	12:35:15.822	52.310	18.720	16.998	16.592
5	12:36:04.687	52.494	18.741	17.016	16.737	5	12:36:09.455	53.633	20.081	16.945	16.607
6	12:36:56.940	52.253	18.724	16.949	16.580	6	12:37:01.893	52.438	18.819	16.940	16.679
7	12:37:49.093	52.153	18.747	16.944	16.462	7	12:37:54.258	52.365	18.817	16.985	16.563
(54) Jay GOODWIN						(34) Pepijn STEEMAN					
1	12:32:32.013	52.478	18.846	17.020	16.612	1	12:32:22.568	53.515	19.235	17.580	16.700
2	12:33:24.400	52.387	18.793	16.969	16.625	2	12:33:18.178	55.610	19.717	17.610	18.283
3	12:34:17.288	52.888	18.706	17.512	16.670	3	12:34:11.036	52.858	19.022	17.011	16.825
4	12:35:09.550	52.262	18.755	16.923	16.584	4	12:35:03.934	52.898	18.940	17.130	16.828
5	12:36:02.138	52.588	18.987	16.996	16.605	5	12:35:56.524	52.590	18.907	16.953	16.730
6	12:36:54.476	52.338	18.725	16.929	16.684	6	12:36:49.012	52.488	18.866	16.943	16.679
7	12:37:46.644	52.168	18.656	16.961	16.551	7	12:37:41.385	52.373	18.820	16.947	16.606
(42) Berkay BESLER						(48) Frida GRANDIN					
1	12:32:21.393	53.045	19.104	17.258	16.683	1	12:32:22.867	53.023	19.127	17.148	16.748
2	12:33:14.366	52.973	18.882	17.418	16.673	2	12:33:16.102	53.235	19.251	17.262	16.722
3	12:34:06.989	52.623	18.925	17.078	16.620	3	12:34:08.628	52.526	18.726	17.109	16.691
4	12:34:59.676	52.687	18.996	17.041	16.650	4	12:35:01.252	52.624	18.876	16.975	16.773
5	12:35:52.022	52.346	18.802	17.001	16.543	5	12:35:53.984	52.732	18.886	17.083	16.763
6	12:36:44.348	52.326	18.711	17.024	16.591	6	12:36:46.375	52.391	18.803	16.984	16.604
7	12:37:36.527	52.179	18.766	16.888	16.525	7	12:37:38.805	52.430	18.705	17.022	16.703
(36) Henrique BAPTISTA						(78) Jakub KADLCAK					
1	12:32:28.867	53.635	19.199	17.241	17.195	1	12:32:23.561	53.598	19.513	17.254	16.831
2	12:33:22.001	53.134	19.239	17.213	16.682	2	12:33:17.075	53.514	18.861	17.356	17.297
3	12:34:14.333	52.332	18.746	17.005	16.581	3	12:34:09.706	52.631	18.860	17.070	16.701
4	12:35:06.592	52.259	18.765	16.959	16.535	4	12:35:02.107	52.401	18.750	16.944	16.707
5	12:35:58.864	52.272	18.705	16.950	16.617	5	12:35:55.089	52.982	18.660	17.324	16.998
6	12:36:51.409	52.545	18.789	17.111	16.645	6	12:36:47.863	52.774	18.785	17.074	16.915
7	12:37:43.989	52.580	18.865	16.996	16.719	7	12:37:40.636	52.773	18.921	17.104	16.748
(50) Lennert VAN BOGAERT						(98) Sam SCHIPPERS					
1	12:32:19.670	52.643	19.018	16.951	16.674	1	12:32:18.926	52.886	19.069	17.117	16.700
2	12:33:12.297	52.627	18.927	17.028	16.672	2	12:33:11.622	52.696	18.940	16.985	16.771
3	12:34:04.818	52.521	18.803	17.046	16.672	3	12:34:04.162	52.540	18.897	16.970	16.673
4	12:34:57.155	52.337	18.733	16.985	16.619	4	12:34:56.895	52.733	18.924	17.023	16.786
5	12:35:49.880	52.725	19.205	16.923	16.597	5	12:35:49.464	52.569	18.865	16.960	16.744
6	12:36:42.156	52.276	18.717	16.964	16.595	6	12:36:42.084	52.620	18.875	17.034	16.711
7	12:37:34.747	52.591	19.146	16.931	16.514	7	12:37:34.497	52.413	18.970	16.834	16.609
(20) Nico MÜLLER						(26) Jessica BACKMAN					
1	12:32:18.083	53.084	19.139	17.144	16.801	1	12:32:22.440	52.999	18.982	17.334	16.683
2	12:33:11.109	53.026	19.076	17.221	16.729	2	12:33:15.301	52.861	18.823	17.043	16.995
3	12:34:03.963	52.854	18.988	17.065	16.801	3	12:34:07.895	52.594	18.738	17.104	16.752
4	12:34:57.020	53.057	18.902	17.367	16.788	4	12:35:00.830	52.935	18.922	17.176	16.837
5	12:35:50.323	53.303	19.671	16.954	16.678	5	12:35:53.549	52.719	18.796	17.186	16.737
6	12:36:42.603	52.280	18.687	17.025	16.568	6	12:36:46.067	52.518	18.792	17.030	16.696
7	12:37:35.349	52.746	19.108	17.011	16.627	7	12:37:38.485	52.418	18.810	16.937	16.671
(16) Ryo HIROOKA											



Rotax Euro Challenge 2012 Wackersdorf

Rotax Juniors

Wackersdorf 1,275 Km

Non Qualifying Practice 1 Even Numbers

11.05.2012 12:30

Practice (7:00 Time) started at 12:30:30

Lap	Time of Day	Lap Tm	S1 Tm	S2 Tm	S3 Tm	Lap	Time of Day	Lap Tm	S1 Tm	S2 Tm	S3 Tm
1	12:32:26.335	53.189	19.230	17.254	16.705	2	12:33:15.384	54.181	19.580	17.334	17.267
2	12:33:19.002	52.667	18.914	17.035	16.718	3	12:34:08.242	52.858	19.028	17.103	16.727
3	12:34:11.580	52.578	18.874	16.993	16.711	4	12:35:01.429	53.187	18.856	17.194	17.137
4	12:35:04.405	52.825	18.742	17.154	16.929	5	12:35:54.627	53.198	18.926	17.406	16.866
5	12:35:57.482	53.077	19.350	17.093	16.634	6	12:36:47.363	52.736	18.795	17.099	16.842
6	12:36:49.984	52.502	18.850	17.004	16.648	7	12:37:41.152	53.789	19.521	17.528	16.740
7	12:37:42.431	52.447	18.821	16.903	16.723						

(72) Pavel SRDINKO

1	12:32:30.048	53.258	19.309	17.284	16.665
2	12:33:23.296	53.248	19.067	17.313	16.868
3	12:34:15.756	52.460	18.828	17.011	16.621
4	12:35:08.753	52.997	19.207	17.148	16.642
5	12:36:02.806	54.053	19.517	17.071	17.465
6	12:36:55.507	52.701	19.021	17.041	16.639
7	12:37:48.265	52.758	19.094	17.040	16.624

(74) Jai NIJJAR

1	12:32:27.591	53.522	19.213	17.319	16.990
2	12:33:20.574	52.983	19.046	17.062	16.875
3	12:34:13.468	52.894	18.957	17.021	16.916
4	12:35:06.234	52.766	18.912	17.039	16.815
5	12:35:59.344	53.110	19.359	17.015	16.736
6	12:36:52.290	52.946	18.807	17.268	16.842
7	12:37:45.375	53.085	19.041	17.202	16.842

(40) Jan JONCK

1	12:32:19.061	52.937	19.164	17.065	16.708
2	12:33:11.803	52.742	19.069	17.031	16.642
3	12:34:05.073	53.270	18.991	17.461	16.818
4	12:34:57.814	52.741	18.990	17.073	16.678
5	12:35:50.497	52.683	18.996	17.034	16.653
6	12:36:42.960	52.463	18.825	17.008	16.630
7	12:37:35.561	52.601	18.947	16.995	16.659

(52) Boris KOLFF

1	12:32:23.845	54.162	19.574	17.576	17.012
2	12:33:17.523	53.678	19.079	17.335	17.264
3	12:34:10.970	53.447	19.142	17.379	16.926
4	12:35:04.328	53.358	18.879	17.332	17.147
5	12:35:58.000	53.672	19.158	17.482	17.032
6	12:36:51.996	53.996	19.210	17.311	17.475
7	12:37:46.831	54.835	19.134	17.519	18.182

(60) Jan FILIP

1	12:32:28.546	54.177	19.355	17.308	17.514
2	12:33:23.383	54.837	20.407	17.210	17.220
3	12:34:18.016	54.633	19.653	18.049	16.931
4	12:35:10.683	52.667	18.925	17.025	16.717
5	12:36:03.404	52.721	18.814	17.169	16.738
6	12:36:55.886	52.482	18.808	17.021	16.653
7	12:37:48.543	52.657	18.835	17.129	16.693

(68) Vince HERCSIK

1	12:32:31.157	52.781	19.046	17.043	16.692
2	12:33:23.794	52.637	18.786	17.120	16.731
3	12:34:16.639	52.845	18.964	17.136	16.745
4	12:35:09.135	52.496	18.810	17.021	16.665
5	12:36:01.772	52.637	18.856	17.092	16.689
6	12:36:54.309	52.537	18.880	17.045	16.612
7	12:37:47.121	52.812	19.193	16.938	16.681

(66) Peter HUBER

1	12:32:27.648	54.597	20.056	17.651	16.890
2	12:33:21.046	53.398	19.444	17.160	16.794
3	12:34:14.087	53.041	18.942	17.290	16.809
4	12:35:07.322	53.235	19.369	17.089	16.777
5	12:36:00.073	52.751	18.980	17.077	16.694
6	12:36:52.753	52.680	18.904	17.017	16.759
7	12:37:45.842	53.089	19.055	17.098	16.936

(44) Ameer HASSAN

1	12:32:22.178	53.907	19.852	17.263	16.792
2	12:33:15.665	53.487	19.294	17.135	17.058
3	12:34:08.918	53.253	18.955	17.172	17.126
4	12:35:01.628	52.710	18.817	17.037	16.856
5	12:35:54.853	53.225	18.869	17.133	17.223
6	12:36:48.045	53.192	18.697	17.513	16.982
7	12:37:41.286	53.241	19.032	17.473	16.736

(70) Max TIMMERMANS

1	12:32:28.758	53.448	19.533	17.043	16.872
2	12:33:33.794	1:05.036	19.202	17.213	28.621
3	12:34:27.108	53.314	19.295	17.087	16.932
4	12:35:19.823	52.715	18.906	16.978	16.831
5	12:36:12.759	52.936	19.063	17.099	16.774
6	12:37:05.479	52.720	18.953	17.003	16.764
7	12:37:58.219	52.740	18.863	17.004	16.873

(64) Momo OKUDA

1	12:32:21.203	53.248	19.035	17.277	16.936
---	--------------	--------	--------	--------	--------



Rotax Euro Challenge 2012 Wackersdorf

Rotax Juniors

Wackersdorf 1,275 Km

Non Qualifying Practice 2 Odd Numbers

11.05.2012 14:20

Practice (7:00 Time) started at 14:20:00

Pos	No.	Name	Nat.	Chassis	Race Team	Laps	Best Tm	Diff	Gap In Lap	km/h
1	9	Janneau ESMEIJER	NED	Intrepid	Team TKP	6	51.673			4 88,828
2	49	Max AITKEN	GBR	Formula K	Protrain Racing	7	51.941	0.268	0.268	5 88,369
3	21	Connor HALL	GBR	Tonykart	Coles Racing	6	52.020	0.347	0.079	4 88,235
4	61	Josh WHITE	GBR	Tonykart	RL Racing Dept Ltd	6	52.020	0.347		6 88,235
5	89	Joseph BURTON-HARRIS	AUS	Formula K	Formula K Europe	7	52.038	0.365	0.018	5 88,205
6	53	Guan Yu ZHOU	GBR	Tonykart	Strawberry Racing	7	52.103	0.430	0.065	3 88,095
7	15	Lars LAMBORELLE	NED	Intrepid	Team TKP	6	52.117	0.444	0.014	3 88,071
8	23	Remo RAHULA	EST	Intrepid	Talvar Racing	5	52.138	0.465	0.021	5 88,036
9	77	Fazio FRANSSSEN	NED	Formula K	Formula K Europe	8	52.143	0.470	0.005	6 88,027
10	35	Harry WEBB	GBR	Tonykart	Strawberry Racing	6	52.185	0.512	0.042	6 87,956
11	45	Sven VAN DER SLIK	NED	Intrepid	Team TKP	6	52.216	0.543	0.031	4 87,904
12	73	Lando NORRIS	GBR	Tonykart	RL Racing Dept Ltd	6	52.245	0.572	0.029	6 87,855
13	17	Ralf ARON	EST	Tonykart	Aix Racing	6	52.248	0.575	0.003	6 87,850
14	7	Kaan ONDER	TUR	Alonso	Borusan Otomotiv M/Sport	6	52.265	0.592	0.017	2 87,822
15	67	William TAYLFORTH	GBR	Tonykart	Coles Racing	6	52.268	0.595	0.003	5 87,817
16	69	Ryan ANDERTON	GBR	Tonykart	Coles Racing	6	52.270	0.597	0.002	4 87,813
17	37	Shayur HARPAL	RSA	Kosmic	Paul Carr Racing	6	52.299	0.626	0.029	6 87,765
18	25	Jack BARTHOLOMEW	GBR	Zanardi	Coles Racing	7	52.358	0.685	0.059	6 87,666
19	71	Florian WIESINGER	AUT	DR	VPDR	7	52.371	0.698	0.013	3 87,644
20	19	Tobias HOLM	DEN	Kosmic	Star Karting	7	52.573	0.900	0.202	4 87,307
21	87	Tom MEIJER	NED	Formula K	Formula K Europe	5	52.644	0.971	0.071	3 87,189
22	57	Jonathan JUDEK	GER	FK	KM Racing	7	52.731	1.058	0.087	7 87,046
23	65	Emilien CARDE	FRA	Sodikart	Matec Competition	7	53.114	1.441	0.383	6 86,418
24	59	Julius COLLIANDER CELIK	SWE	Kosmic	Soda Kart	7	53.253	1.580	0.139	4 86,192
25	29	Teodor MORIN	SWE	Kosmic	Soda Kart	7	53.303	1.630	0.050	6 86,111
26	85	Ermo PIHTJOE	EST	Sodikart	Aix Racing Team	6	53.339	1.666	0.036	3 86,053

Timekeeping Ingrid and Meik Wagner:

Clerk of the course Nigel Edwards:

Steward (Chairman) Horst Seidel:

Chief Scrutineer Paul Klaassen:

www.mylaps.com

Licensed to: Motorsport Events



Rotax Euro Challenge 2012 Wackersdorf

Rotax Juniors

Wackersdorf 1,275 Km

Non Qualifying Practice 2 Odd Numbers

11.05.2012 14:20

Practice (7:00 Time) started at 14:20:00

Lap	Time of Day	Lap Tm	S1 Tm	S2 Tm	S3 Tm	Lap	Time of Day	Lap Tm	S1 Tm	S2 Tm	S3 Tm
(9) Janneau ESMEIJER						6	14:26:07.476	52.143	18.708	16.850	16.585
1	14:22:59.848	52.072	18.853	16.757	16.462	7	14:26:59.628	52.152	18.822	16.834	16.496
2	14:23:51.658	51.810	18.764	16.587	16.459	8	14:27:52.229	52.601	18.816	16.901	16.884
3	14:24:43.442	51.784	18.758	16.657	16.369	(35) Harry WEBB					
4	14:25:35.115	51.673	18.713	16.603	16.357	1	14:22:54.135	52.555	18.852	16.929	16.774
5	14:26:26.860	51.745	18.618	16.762	16.365	2	14:23:46.452	52.317	18.815	16.840	16.662
6	14:27:18.960	52.100	18.774	16.846	16.480	3	14:24:38.873	52.421	18.907	16.885	16.629
(49) Max AITKEN						4	14:25:31.820	52.947	19.407	16.963	16.577
1	14:22:39.245	52.305	18.911	16.833	16.561	5	14:26:24.090	52.270	18.780	16.843	16.647
2	14:23:31.511	52.266	18.886	16.850	16.530	6	14:27:16.275	52.185	18.807	16.816	16.562
3	14:24:23.791	52.280	18.852	16.892	16.536	(45) Sven VAN DER SLIK					
4	14:25:15.883	52.092	18.809	16.811	16.472	1	14:22:51.103	52.628	19.043	16.972	16.613
5	14:26:07.824	51.941	18.712	16.755	16.474	2	14:23:43.507	52.404	18.930	16.885	16.589
6	14:27:00.027	52.203	18.870	16.743	16.590	3	14:24:35.903	52.396	18.919	16.910	16.567
7	14:27:52.295	52.268	18.862	16.912	16.494	4	14:25:28.119	52.216	18.786	16.877	16.553
(21) Connor HALL						5	14:26:20.897	52.778	19.030	17.070	16.678
1	14:22:57.504	52.445	18.892	16.893	16.660	6	14:27:13.126	52.229	18.825	16.812	16.592
2	14:23:49.566	52.062	18.675	16.797	16.590	(73) Lando NORRIS					
3	14:24:41.688	52.122	18.829	16.770	16.523	1	14:22:46.465	52.586	18.753	16.972	16.861
4	14:25:33.708	52.020	18.670	16.832	16.518	2	14:23:38.945	52.480	18.793	17.077	16.610
5	14:26:26.119	52.411	18.714	17.061	16.636	3	14:24:31.224	52.279	18.877	16.886	16.516
6	14:27:18.553	52.434	18.755	16.990	16.689	4	14:25:23.805	52.581	19.002	16.880	16.699
(61) Josh WHITE						5	14:26:17.334	53.529	18.736	18.136	16.657
1	14:22:49.820	52.485	19.005	16.863	16.617	6	14:27:09.579	52.245	18.771	16.790	16.684
2	14:23:42.057	52.237	18.860	16.816	16.561	(17) Ralf ARON					
3	14:24:34.164	52.107	18.713	16.815	16.579	1	14:22:54.904	53.486	19.357	17.381	16.748
4	14:25:26.541	52.377	19.067	16.777	16.533	2	14:23:47.308	52.404	18.789	17.031	16.584
5	14:26:18.617	52.076	18.760	16.824	16.492	3	14:24:39.732	52.424	18.833	16.951	16.640
6	14:27:10.637	52.020	18.721	16.773	16.526	4	14:25:32.173	52.441	18.927	16.989	16.525
(89) Joseph BURTON-HARRIS						5	14:26:24.557	52.384	18.889	16.956	16.539
1	14:22:37.883	52.483	19.037	16.873	16.573	6	14:27:16.805	52.248	18.752	16.898	16.598
2	14:23:30.098	52.215	18.785	16.865	16.565	(7) Kaan ONDER					
3	14:24:22.640	52.542	18.957	16.900	16.685	1	14:22:54.626	52.664	18.944	17.067	16.653
4	14:25:14.929	52.289	18.861	16.831	16.597	2	14:23:46.891	52.265	18.763	16.912	16.590
5	14:26:06.967	52.038	18.757	16.733	16.548	3	14:24:39.164	52.273	18.782	16.859	16.632
6	14:26:59.087	52.120	18.858	16.753	16.509	4	14:25:31.723	52.559	19.005	16.957	16.597
7	14:27:54.403	55.316	18.884	16.790	19.642	5	14:26:24.322	52.599	19.131	16.898	16.570
(53) Guan Yu ZHOU						6	14:27:16.589	52.267	18.790	16.826	16.651
1	14:22:30.579	57.840	21.320	19.739	16.781	(67) William TAYLFORTH					
2	14:23:23.448	52.869	18.982	17.239	16.648	1	14:22:56.379	52.724	19.058	16.910	16.756
3	14:24:15.551	52.103	18.757	16.838	16.508	2	14:23:48.826	52.447	18.869	16.935	16.643
4	14:25:07.715	52.164	18.767	16.860	16.537	3	14:24:41.625	52.799	18.940	16.990	16.869
5	14:26:00.122	52.407	18.737	17.028	16.642	4	14:25:34.265	52.640	19.169	16.855	16.616
6	14:26:52.524	52.402	18.855	16.937	16.610	5	14:26:26.533	52.268	18.763	16.946	16.559
7	14:27:44.861	52.337	18.772	16.977	16.588	6	14:27:19.310	52.777	18.864	17.361	16.552
(15) Lars LAMBORELLE						(69) Ryan ANDERTON					
1	14:22:47.548	52.144	18.905	16.767	16.472	1	14:22:51.977	52.657	19.090	16.979	16.588
2	14:23:39.734	52.186	18.795	16.862	16.529	2	14:23:44.446	52.469	19.101	16.835	16.533
3	14:24:31.851	52.117	18.765	16.784	16.568	3	14:24:36.766	52.320	18.953	16.816	16.551
4	14:25:24.111	52.260	18.806	16.796	16.658	4	14:25:29.036	52.270	18.966	16.821	16.483
5	14:26:16.507	52.396	18.746	17.057	16.593	5	14:26:21.728	52.692	19.061	17.049	16.582
6	14:27:08.917	52.410	18.861	16.924	16.625	6	14:27:14.051	52.323	18.950	16.837	16.536
(23) Remo RAHULA						(37) Shayur HARPAL					
1	14:21:48.686	54.541	19.985	17.569	16.987	1	14:22:46.881	52.625	18.710	17.000	16.915
2	14:22:43.652	54.966	19.475	17.335	18.156	2	14:23:39.447	52.566	18.848	17.058	16.660
3	14:25:18.647	2:34.995	2:01.104	17.219	16.672	3	14:24:32.037	52.590	18.773	16.939	16.878
4	14:26:10.840	52.193	18.829	16.891	16.473	4	14:25:24.525	52.488	18.905	16.946	16.637
5	14:27:02.978	52.138	18.817	16.750	16.571	5	14:26:17.644	53.119	18.635	17.766	16.718
(77) Fazio FRANSENEN						6	14:27:09.943	52.299	18.752	16.923	16.624
1	14:21:44.940	52.706	19.054	17.088	16.564	(25) Jack BARTHOLOMEW					
2	14:22:37.500	52.560	19.023	16.914	16.623	1	14:22:29.955	54.241	19.882	17.438	16.921
3	14:23:30.030	52.530	18.975	16.881	16.674	2	14:23:22.890	52.935	19.025	17.074	16.836
4	14:24:22.885	52.855	19.185	17.048	16.622	3	14:24:15.309	52.419	18.798	16.947	16.674
5	14:25:15.333	52.448	18.847	16.931	16.670	4	14:25:08.932	53.623	19.393	17.492	16.738



Rotax Euro Challenge 2012 Wackersdorf

Rotax Juniors

Wackersdorf 1,275 Km

Non Qualifying Practice 2 Odd Numbers

11.05.2012 14:20

Practice (7:00 Time) started at 14:20:00

Lap	Time of Day	Lap Tm	S1 Tm	S2 Tm	S3 Tm
5	14:26:01.485	52.553	18.937	16.945	16.671
6	14:26:53.843	52.358	18.823	16.899	16.636
7	14:27:46.361	52.518	18.921	17.008	16.589

(71) Florian WIESINGER

1	14:22:28.970	53.929	19.478	17.601	16.850
2	14:23:21.679	52.709	19.069	16.957	16.683
3	14:24:14.050	52.371	18.910	16.908	16.553
4	14:25:06.716	52.666	18.779	17.002	16.885
5	14:25:59.341	52.625	18.999	16.937	16.689
6	14:26:51.837	52.496	18.968	16.882	16.646
7	14:27:45.255	53.418	19.111	17.743	16.564

(19) Tobias HOLM

1	14:22:29.189	57.354	22.533	18.035	16.786
2	14:23:22.081	52.892	19.099	17.074	16.719
3	14:24:14.974	52.893	18.996	17.247	16.650
4	14:25:07.547	52.573	19.012	16.971	16.590
5	14:26:00.590	53.043	19.236	17.050	16.757
6	14:26:53.222	52.632	18.929	17.049	16.654
7	14:27:45.837	52.615	18.933	17.069	16.613

(87) Tom MEIJER

1	14:22:35.736	53.179	19.438	16.977	16.764
2	14:23:28.568	52.832	19.196	16.905	16.731
3	14:24:21.212	52.644	19.077	16.822	16.745
4	14:25:13.906	52.694	18.903	16.948	16.843
5	14:26:09.004	55.098	19.151	16.834	19.113

(57) Jonathan JUDEK

1	14:22:26.852	53.761	19.804	17.173	16.784
2	14:23:20.371	53.519	19.470	17.153	16.896
3	14:24:13.367	52.996	19.151	17.112	16.733
4	14:25:06.924	53.557	19.054	17.174	17.329
5	14:25:59.800	52.876	19.055	17.083	16.738
6	14:26:52.899	53.099	19.427	17.098	16.574
7	14:27:45.630	52.731	18.930	17.168	16.633

(65) Emilien CARDE

1	14:22:26.526	54.307	20.007	17.338	16.962
2	14:23:20.099	53.573	19.324	17.250	16.999
3	14:24:13.946	53.847	19.983	17.110	16.754
4	14:25:07.162	53.216	19.273	17.219	16.724
5	14:26:00.517	53.355	19.063	17.398	16.894
6	14:26:53.631	53.114	19.245	17.152	16.717
7	14:27:47.115	53.484	19.532	17.192	16.760

(59) Julius COLLIANDER CELIK

1	14:21:52.172	53.923	19.427	17.655	16.841
2	14:22:47.441	55.269	19.333	17.922	18.014
3	14:23:40.811	53.370	19.286	17.219	16.865
4	14:24:34.064	53.253	19.148	17.306	16.799
5	14:25:27.604	53.540	19.474	17.081	16.985
6	14:26:21.521	53.917	19.142	17.862	16.913
7	14:27:15.162	53.641	19.405	17.477	16.759

(29) Teodor MORIN

1	14:21:48.762	53.836	19.442	17.494	16.900
2	14:22:42.161	53.399	19.251	17.263	16.885
3	14:23:35.630	53.469	19.235	17.215	17.019
4	14:24:29.121	53.491	19.366	17.293	16.832
5	14:25:22.826	53.705	19.439	17.154	17.112
6	14:26:16.129	53.303	19.381	17.102	16.820
7	14:27:09.855	53.726	19.338	17.222	17.166

(85) Ermo PIHTJOE

1	14:22:46.637	53.917	19.040	17.464	17.413
2	14:23:40.335	53.698	19.370	17.464	16.864
3	14:24:33.674	53.339	19.026	17.370	16.943
4	14:25:28.002	54.328	20.225	17.232	16.871
5	14:26:24.577	56.575	19.812	17.574	19.189
6	14:27:20.195	55.618	21.382	17.414	16.822



Rotax Euro Challenge 2012 Wackersdorf

Rotax Juniors

Wackersdorf 1,275 Km

Non Qualifying Practice 2 Even Numbers

11.05.2012 14:30

Practice (7:00 Time) started at 14:30:04

Pos	No.	Name	Nat.	Chassis	Race Team	Laps	Best Tm	Diff	Gap In Lap	km/h
1	50	Lennert VAN BOGAERT	BLR	Maranello	EGP	7	51.818			5 88,579
2	18	Thomas PREINING	AUT	Formula K	Protrain Racing	7	51.914	0.096	0.096	6 88,415
3	98	Sam SCHIPPERS	NED	Intrepid	Team TKP	7	51.928	0.110	0.014	5 88,392
4	48	Frida GRANDIN	SWE	Kosmic	Soda Kart	7	51.959	0.141	0.031	7 88,339
5	26	Jessica BACKMAN	SWE	Tonykart	Strawberry Racing	7	51.960	0.142	0.001	2 88,337
6	54	Jay GOODWIN	GBR	Tonykart	Strawberry Racing	7	51.967	0.149	0.007	7 88,325
7	42	Berkay BESLER	TUR	Tonykart	DNR Racing/Bouvin Power	7	51.992	0.174	0.025	3 88,283
8	40	Jan JONCK	DEN	Tonykart	RS Competition	7	52.064	0.246	0.072	6 88,161
9	44	Ameer HASSAN	LIB	Formula K	Formula K Europe	7	52.075	0.257	0.011	6 88,142
10	28	Shanaka CLAY	SRL	Tonykart	TBA	7	52.082	0.264	0.007	7 88,130
11	16	Ryo HIROOKA	JPN	DR	VPDR	7	52.109	0.291	0.027	7 88,085
12	86	Max HOFER	AUT	Birel	Speedworld Academy	7	52.123	0.305	0.014	3 88,061
13	70	Max TIMMERMANS	BEL	Formula K	Formula K Europe	7	52.130	0.312	0.007	2 88,049
14	68	Vince HERCSIK	HUN	Birel	Kalman Motorsport	7	52.167	0.349	0.037	6 87,987
15	38	Cem BOLUKBASI	TUR	Kosmic	Paul Carr Racing	7	52.195	0.377	0.028	2 87,939
16	20	Nico MÜLLER	GER	DR	VPDR	7	52.200	0.382	0.005	7 87,931
17	64	Momo OKUDA	JPN	DR	VPDR	7	52.263	0.445	0.063	6 87,825
18	78	Jakub KADLCAK	CZE	Tonykart	Gregor Racing	7	52.288	0.470	0.025	2 87,783
19	34	Pepijn STEEMAN	NED	Gillard	DFK	7	52.289	0.471	0.001	4 87,781
20	36	Henrique BAPTISTA	POR	Kosmic	Paul Carr Racing	7	52.313	0.495	0.024	5 87,741
21	66	Peter HUBER	AUT	Birel	Kalman Motorsport	7	52.338	0.520	0.025	5 87,699
22	56	Thomas SALVA	CZE	MS Kart	MS Kart Racing Team	7	52.343	0.525	0.005	6 87,691
23	30	Joel DEPTUCH	POL	Praga	Uniq Racing	7	52.439	0.621	0.096	7 87,530
24	60	Jan FILIP	CZE	Maranello	OK Kart	7	52.508	0.690	0.069	5 87,415
25	72	Pavel SRDINKO	CZE	Sassport	SRDAS	7	52.649	0.831	0.141	4 87,181
26	52	Boris KOLFF	NED	Intrepid	Team TKP	7	52.944	1.126	0.295	4 86,695

Timekeeping Ingrid and Meik Wagner:

Clerk of the course Nigel Edwards:

www.mylaps.com

Steward (Chairman) Horst Seidel:

Chief Scrutineer Paul Klaassen:

Licensed to: Motorsport Events

Printed: 11.05.2012 14:38:08

posted at:

h



Rotax Euro Challenge 2012 Wackersdorf

Rotax Juniors
Non Qualifying Practice 2 Even Numbers
Practice (7:00 Time) started at 14:30:07

Wackersdorf 1,275 Km

11.05.2012 14:30

Lap	Time of Day	Lap Tm	S1 Tm	S2 Tm	S3 Tm	Lap	Time of Day	Lap Tm	S1 Tm	S2 Tm	S3 Tm
(50) Lennert VAN BOGAERT						(44) Ameer HASSAN					
1	14:32:18.730	52.293	18.977	16.849	16.467	1	14:31:51.192	52.836	19.027	17.152	16.657
2	14:33:10.871	52.141	18.855	16.757	16.529	2	14:32:43.538	52.346	18.829	16.956	16.561
3	14:34:02.864	51.993	18.748	16.756	16.489	3	14:33:35.689	52.151	18.762	16.831	16.558
4	14:34:54.846	51.982	18.807	16.756	16.419	4	14:34:28.388	52.699	19.303	16.834	16.562
5	14:35:46.664	51.818	18.713	16.674	16.431	5	14:35:21.021	52.633	19.002	17.030	16.601
6	14:36:38.645	51.981	18.845	16.737	16.399	6	14:36:13.096	52.075	18.606	16.878	16.591
7	14:37:30.936	52.291	18.753	16.849	16.689	7	14:37:05.355	52.259	18.816	16.868	16.575
(18) Thomas PREINING						(28) Shanaka CLAY					
1	14:31:50.612	53.221	18.883	17.266	17.072	1	14:32:15.389	52.454	18.944	17.009	16.501
2	14:32:42.835	52.223	18.775	16.881	16.567	2	14:33:07.944	52.555	19.116	16.931	16.508
3	14:33:34.801	51.966	18.706	16.794	16.466	3	14:34:00.206	52.262	18.782	16.933	16.547
4	14:34:27.473	52.672	18.690	16.963	17.019	4	14:34:52.391	52.185	18.805	16.860	16.520
5	14:35:19.440	51.967	18.717	16.784	16.466	5	14:35:44.568	52.177	18.729	16.822	16.626
6	14:36:11.354	51.914	18.604	16.824	16.486	6	14:36:36.717	52.149	18.683	16.961	16.505
7	14:37:03.329	51.975	18.673	16.781	16.521	7	14:37:28.799	52.082	18.723	16.890	16.469
(98) Sam SCHIPPERS						(16) Ryo HIROOKA					
1	14:32:23.535	52.385	19.016	16.808	16.561	1	14:32:00.604	52.372	18.944	16.831	16.597
2	14:33:15.700	52.165	18.901	16.795	16.469	2	14:32:53.001	52.397	18.846	16.902	16.649
3	14:34:07.669	51.969	18.761	16.695	16.513	3	14:33:45.271	52.270	18.862	16.916	16.492
4	14:34:59.883	52.214	18.831	16.855	16.528	4	14:34:37.441	52.170	18.760	16.818	16.590
5	14:35:51.811	51.928	18.767	16.691	16.470	5	14:35:29.597	52.156	18.758	16.847	16.551
6	14:36:43.786	51.975	18.744	16.728	16.503	6	14:36:21.837	52.240	18.822	16.795	16.623
7	14:37:35.762	51.976	18.777	16.692	16.507	7	14:37:13.946	52.109	18.747	16.852	16.510
(48) Frida GRANDIN						(86) Max HOFER					
1	14:31:53.726	52.740	18.992	17.129	16.619	1	14:32:07.690	52.657	18.987	16.991	16.679
2	14:32:46.135	52.409	18.782	17.004	16.623	2	14:33:00.310	52.620	19.081	16.927	16.612
3	14:33:38.421	52.286	18.842	16.918	16.526	3	14:33:52.433	52.123	18.823	16.735	16.565
4	14:34:30.596	52.175	18.760	16.874	16.541	4	14:34:44.673	52.240	18.876	16.734	16.630
5	14:35:22.826	52.230	18.786	16.886	16.558	5	14:35:37.005	52.332	18.872	16.809	16.651
6	14:36:14.956	52.130	18.620	16.974	16.536	6	14:36:29.378	52.373	18.878	16.810	16.685
7	14:37:06.915	51.959	18.629	16.857	16.473	7	14:37:21.646	52.268	18.857	16.859	16.552
(26) Jessica BACKMAN						(70) Max TIMMERMANS					
1	14:31:56.089	52.422	18.882	16.948	16.592	1	14:31:55.212	52.599	18.796	17.093	16.710
2	14:32:48.049	51.960	18.665	16.832	16.463	2	14:32:47.342	52.130	18.749	16.848	16.533
3	14:33:40.193	52.144	18.739	16.929	16.476	3	14:33:39.559	52.217	18.673	16.935	16.609
4	14:34:32.612	52.419	18.684	17.032	16.703	4	14:34:32.025	52.466	18.894	16.958	16.614
5	14:35:24.777	52.165	18.857	16.789	16.519	5	14:35:24.306	52.281	18.787	16.909	16.585
6	14:36:16.864	52.087	18.715	16.846	16.526	6	14:36:16.551	52.245	18.800	16.826	16.619
7	14:37:08.895	52.031	18.669	16.831	16.531	7	14:37:08.786	52.235	18.732	16.887	16.616
(54) Jay GOODWIN						(68) Vince HERCSIK					
1	14:32:14.497	52.973	19.261	17.098	16.614	1	14:32:15.193	52.476	18.889	17.000	16.587
2	14:33:06.810	52.313	18.869	16.907	16.537	2	14:33:08.714	53.521	19.936	16.942	16.643
3	14:33:59.095	52.285	18.956	16.812	16.517	3	14:34:00.920	52.206	18.787	16.832	16.587
4	14:34:51.251	52.156	18.777	16.848	16.531	4	14:34:53.181	52.261	18.937	16.791	16.533
5	14:35:43.418	52.167	18.700	16.888	16.579	5	14:35:45.457	52.276	18.814	16.851	16.611
6	14:36:35.501	52.083	18.753	16.791	16.539	6	14:36:37.624	52.167	18.848	16.786	16.533
7	14:37:27.468	51.967	18.714	16.778	16.475	7	14:37:29.853	52.229	18.774	16.857	16.598
(42) Berkay BESLER						(38) Cem BOLUKBASI					
1	14:31:51.589	52.744	19.132	17.062	16.550	1	14:32:14.910	58.080	24.639	16.974	16.467
2	14:32:43.911	52.322	18.836	16.942	16.544	2	14:33:07.105	52.195	18.785	16.933	16.477
3	14:33:35.903	51.992	18.711	16.867	16.414	3	14:33:59.451	52.346	18.901	16.919	16.526
4	14:34:28.133	52.230	18.879	16.822	16.529	4	14:34:51.683	52.232	18.835	16.814	16.583
5	14:35:20.299	52.166	18.729	16.863	16.574	5	14:35:43.949	52.266	18.872	16.844	16.550
6	14:36:12.421	52.122	18.681	16.880	16.561	6	14:36:36.234	52.285	18.937	16.837	16.511
7	14:37:04.654	52.233	18.749	16.974	16.510	7	14:37:28.596	52.362	19.013	16.800	16.549
(40) Jan JONCK						(20) Nico MÜLLER					
1	14:31:51.962	52.466	18.745	17.143	16.578	1	14:31:50.753	53.743	19.025	17.745	16.973
2	14:32:44.113	52.151	18.624	16.995	16.532	2	14:32:43.148	52.395	18.897	16.929	16.569
3	14:33:36.512	52.399	18.774	17.033	16.592	3	14:33:35.414	52.266	18.737	17.003	16.526
4	14:34:28.638	52.126	18.723	16.854	16.549	4	14:34:27.986	52.572	18.669	16.980	16.923
5	14:35:21.841	53.203	19.389	17.228	16.586	5	14:35:20.436	52.450	18.751	16.806	16.893
6	14:36:13.905	52.064	18.619	16.913	16.532	6	14:36:12.727	52.291	18.795	16.923	16.573
7	14:37:06.168	52.263	18.755	16.921	16.587	7	14:37:04.927	52.200	18.744	16.923	16.533
(64) Momo OKUDA											

Timekeeping Ingrid and Meik Wagner:

Clerk of the course Nigel Edwards:

Steward (Chairman) Horst Seidel:

Chief Scrutineer Paul Klaassen:

Licensed to: Motorsport Events



Rotax Euro Challenge 2012 Wackersdorf

Rotax Juniors

Wackersdorf 1,275 Km

Non Qualifying Practice 2 Even Numbers

11.05.2012 14:30

Practice (7:00 Time) started at 14:30:07

Lap	Time of Day	Lap Tm	S1 Tm	S2 Tm	S3 Tm	Lap	Time of Day	Lap Tm	S1 Tm	S2 Tm	S3 Tm
1	14:31:49.605	53.108	19.008	17.323	16.777	2	14:32:57.821	52.751	19.070	17.023	16.658
2	14:32:42.055	52.450	18.902	16.966	16.582	3	14:33:50.564	52.743	19.199	16.991	16.553
3	14:33:34.528	52.473	18.861	17.048	16.564	4	14:34:43.213	52.649	19.065	16.907	16.677
4	14:34:28.057	53.529	18.822	17.171	17.536	5	14:35:35.868	52.655	19.077	16.918	16.660
5	14:35:21.319	53.262	19.475	17.138	16.649	6	14:36:28.677	52.809	18.944	17.051	16.814
6	14:36:13.582	52.263	18.703	16.930	16.630	7	14:37:21.396	52.719	19.059	16.991	16.669
7	14:37:05.974	52.392	18.755	16.966	16.671						

(78) Jakob KADLCAK

1	14:31:55.537	52.408	18.752	16.979	16.677
2	14:32:47.825	52.288	18.770	16.845	16.673
3	14:33:40.742	52.917	19.324	16.941	16.652
4	14:34:33.248	52.506	18.717	17.047	16.742
5	14:35:25.722	52.474	18.687	17.125	16.662
6	14:36:18.400	52.678	18.733	17.082	16.863
7	14:37:10.756	52.356	18.729	16.958	16.669

(52) Boris KOLFF

1	14:32:03.332	53.284	19.386	17.091	16.807
2	14:32:56.314	52.982	19.141	16.964	16.877
3	14:33:49.381	53.067	19.177	17.041	16.849
4	14:34:42.325	52.944	19.183	17.025	16.736
5	14:35:36.665	1:14.340	18.987	17.076	38.277
6	14:36:31.440	54.775	20.552	17.226	16.997
7	14:37:45.381	53.941	19.170	17.129	17.642

(34) Pepijn STEEMAN

1	14:31:49.233	52.642	19.035	17.001	16.606
2	14:32:41.735	52.502	18.964	16.914	16.624
3	14:33:34.161	52.426	18.974	16.907	16.545
4	14:34:26.450	52.289	18.779	16.893	16.617
5	14:35:18.781	52.331	18.964	16.827	16.540
6	14:36:11.083	52.302	18.820	16.892	16.590
7	14:37:03.675	52.592	19.202	16.824	16.566

(36) Henrique BAPTISTA

1	14:32:14.699	52.812	19.125	17.059	16.628
2	14:33:08.230	53.531	19.937	17.025	16.569
3	14:34:00.651	52.421	18.882	16.935	16.604
4	14:34:53.460	52.809	19.419	16.838	16.552
5	14:35:45.773	52.313	18.863	16.883	16.567
6	14:36:38.187	52.414	18.871	16.944	16.599
7	14:37:30.699	52.512	18.946	16.945	16.621

(66) Peter HUBER

1	14:31:54.323	53.077	19.046	17.234	16.797
2	14:32:46.899	52.576	18.923	17.085	16.568
3	14:33:39.719	52.820	18.844	17.336	16.640
4	14:34:33.694	53.975	18.997	17.990	16.988
5	14:35:26.032	52.338	18.807	16.879	16.652
6	14:36:18.663	52.631	18.832	17.004	16.795
7	14:37:11.331	52.668	18.964	17.033	16.671

(56) Thomas SALVA

1	14:32:11.196	53.345	19.321	17.114	16.910
2	14:33:03.657	52.461	18.891	16.995	16.575
3	14:33:56.139	52.482	18.776	16.952	16.754
4	14:34:48.699	52.560	18.962	17.017	16.581
5	14:35:41.061	52.362	18.939	16.859	16.564
6	14:36:33.404	52.343	18.746	16.976	16.621
7	14:37:27.355	53.951	18.811	17.153	17.987

(30) Joel DEPTUCH

1	14:32:25.409	52.811	19.000	17.148	16.663
2	14:33:18.106	52.697	18.960	17.050	16.687
3	14:34:10.642	52.536	18.886	17.047	16.603
4	14:35:03.184	52.542	18.943	16.942	16.657
5	14:35:55.703	52.519	18.860	16.977	16.682
6	14:36:48.312	52.609	18.915	17.044	16.650
7	14:37:40.751	52.439	18.833	17.027	16.579

(60) Jan FILIP

1	14:31:54.006	53.233	18.974	17.170	17.089
2	14:32:46.767	52.761	19.038	17.137	16.586
3	14:33:39.303	52.536	18.858	17.005	16.673
4	14:34:32.880	53.577	19.395	17.440	16.742
5	14:35:25.388	52.508	18.924	16.933	16.651
6	14:36:18.462	53.074	18.895	17.363	16.816
7	14:37:10.981	52.519	18.916	16.999	16.604

(72) Pavel SRDINKO

1	14:32:05.070	53.015	19.295	17.055	16.665
---	--------------	--------	--------	--------	--------



Rotax Euro Challenge 2012 Wackersdorf

Rotax Juniors

Wackersdorf 1,275 Km

Qualifying Practice Group J1

11.05.2012 17:00

Qualifying (15:00 Time) started at 17:00:02

Pos	No.	Name	Nat.	Chassis	Race Team	Laps	Best Tm	Diff	Gap In Lap	km/h
1	89	Joseph BURTON-HARRIS	AUS	Formula K	Formula K Europe	8	51.828			8 88,562
2	69	Ryan ANDERTON	GBR	Tonykart	Coles Racing	9	52.028	0.200	0.200	7 88,222
3	18	Thomas PREINING	AUT	Formula K	Protrain Racing	9	52.058	0.230	0.030	9 88,171
4	49	Max AITKEN	GBR	Formula K	Protrain Racing	8	52.063	0.235	0.005	7 88,162
5	53	Guan Yu ZHOU	GBR	Tonykart	Strawberry Racing	9	52.075	0.247	0.012	6 88,142
6	15	Lars LAMBORELLE	NED	Intrepid	Team TKP	8	52.086	0.258	0.011	4 88,123
7	50	Lennert VAN BOGAERT	BEL	Maranello	EGP	9	52.113	0.285	0.027	6 88,078
8	28	Shanaka CLAY	SRL	Tonykart	TBA	10	52.155	0.327	0.042	5 88,007
9	48	Frida GRANDIN	SWE	Kosmic	Soda Kart	10	52.168	0.340	0.013	8 87,985
10	77	Fazio FRANSSSEN	NED	Formula K	Formula K Europe	8	52.233	0.405	0.065	7 87,875
11	42	Berkay BESLER	TUR	Tonykart	DNR Racing/Bouvin Power	9	52.258	0.430	0.025	9 87,833
12	68	Vince HERCSIK	HUN	Birel	Kalman Motorsport	9	52.261	0.433	0.003	9 87,828
13	20	Nico MÜLLER	GER	DR	VPDR	9	52.271	0.443	0.010	6 87,812
14	26	Jessica BACKMAN	SWE	Tonykart	Strawberry Racing	9	52.351	0.523	0.080	4 87,677
15	40	Jan JONCK	DEN	Tonykart	RS Competition	9	52.363	0.535	0.012	3 87,657
16	74	Jai NIJJAR	GBR	Tonykart	Chris Rogers Motorsport	9	52.433	0.605	0.070	8 87,540
17	86	Max HOFER	AUT	Birel	Speedworld Academy	9	52.448	0.620	0.015	9 87,515
18	37	Shayur HARPAL	RSA	Kosmic	Paul Carr Racing	9	52.484	0.656	0.036	4 87,455
19	17	Ralf ARON	EST	Tonykart	Aix Racing	9	52.517	0.689	0.033	7 87,400
20	60	Jan FILIP	CZE	Maranello	OK Kart	11	52.662	0.834	0.145	9 87,160
21	78	Jakub KADLCAK	CZE	Tonykart	Gregor Racing	8	52.709	0.881	0.047	8 87,082
22	36	Henrique BAPTISTA	POR	Kosmic	Paul Carr Racing	8	52.732	0.904	0.023	4 87,044
23	57	Jonathan JUDEK	GER	FK	KM Racing	9	52.790	0.962	0.058	4 86,948
24	52	Boris KOLFF	NED	Intrepid	Team TKP	9	52.806	0.978	0.016	5 86,922
25	85	Ermo PIHTJOE	EST	Sodikart	Aix Racing Team	8	53.123	1.295	0.317	8 86,403
26	59	Julius COLLIANDER CELIK	SWE	Kosmic	Soda Kart	13	53.249	1.421	0.126	12 86,199
27	23	Remo RAHULA	EST	Intrepid	Talvar Racing	3	56.859	5.031	3.610	3 80,726

Announcements

These results are provisional until the conclusion of any judicial and technical matters
No. 26 warning board

Timekeeping Ingrid and Meik Wagner:

Clerk of the course Nigel Edwards:

www.mylaps.com

Steward (Chairman) Horst Seidel:

Chief Scrutineer Paul Klaassen:

Licensed to: Motorsport Events

Printed: 11.05.2012 17:17:25

posted at:

h



Rotax Euro Challenge 2012 Wackersdorf

Rotax Juniors

Wackersdorf 1,275 Km

Qualifying Practice Group J1

11.05.2012 17:00

Qualifying (15:00 Time) started at 17:00:02

Lap	Time of Day	Lap Tm	S1 Tm	S2 Tm	S3 Tm	Lap	Time of Day	Lap Tm	S1 Tm	S2 Tm	S3 Tm
(89) Joseph BURTON-HARRIS						(28) Shanaka CLAY					
1	17:08:53.482	53.045	19.119	17.069	16.857	1	17:07:57.959	53.529	19.350	17.388	16.791
2	17:09:46.550	53.068	19.482	16.991	16.595	2	17:08:51.926	53.967	18.910	17.905	17.152
3	17:10:39.079	52.529	18.882	17.049	16.598	3	17:09:44.741	52.815	19.045	17.093	16.677
4	17:11:31.094	52.015	18.669	16.843	16.503	4	17:10:37.091	52.350	18.748	17.022	16.580
5	17:12:23.364	52.270	18.785	16.890	16.595	5	17:11:29.246	52.155	18.672	16.936	16.547
6	17:13:18.316	54.952	18.658	18.267	18.027	6	17:12:21.952	52.706	19.019	17.064	16.623
7	17:14:16.606	58.290	24.782	16.964	16.544	7	17:13:14.164	52.212	18.724	16.984	16.504
8	17:15:08.434	51.828	18.646	16.756	16.426	8	17:14:06.742	52.578	18.978	16.905	16.695
(69) Ryan ANDERTON						(48) Frida GRANDIN					
1	17:08:32.712	53.051	19.208	17.148	16.695	1	17:07:53.076	57.294	19.345	18.510	19.439
2	17:09:25.851	53.139	19.164	17.159	16.816	2	17:08:48.747	55.671	19.740	19.092	16.839
3	17:10:18.540	52.689	19.106	16.928	16.655	3	17:09:41.736	52.989	19.010	17.189	16.790
4	17:11:11.482	52.942	19.055	17.251	16.636	4	17:10:35.074	53.338	19.509	17.129	16.700
5	17:12:04.001	52.519	19.012	16.884	16.623	5	17:11:28.031	52.957	19.107	17.133	16.717
6	17:12:56.365	52.364	19.032	16.812	16.520	6	17:12:23.919	55.888	20.546	18.449	16.893
7	17:13:48.393	52.028	18.765	16.827	16.436	7	17:13:16.307	52.388	18.870	16.967	16.551
8	17:14:40.478	52.085	18.879	16.731	16.475	8	17:14:08.475	52.168	18.711	16.942	16.515
9	17:15:32.723	52.245	18.837	16.804	16.604	9	17:15:00.859	52.384	18.754	16.928	16.702
(18) Thomas PREINING						(77) Fazio FRANSSSEN					
1	17:08:49.085	1:00.345	22.970	20.503	16.872	1	17:08:53.346	53.893	18.916	17.482	17.495
2	17:09:41.870	52.785	18.986	17.111	16.688	2	17:09:49.234	55.888	22.132	17.130	16.626
3	17:10:34.079	52.209	18.726	16.798	16.685	3	17:10:41.596	52.362	18.888	16.929	16.545
4	17:11:28.523	54.444	20.902	16.969	16.573	4	17:11:33.906	52.310	18.794	16.906	16.610
5	17:12:21.313	52.790	19.321	16.889	16.580	5	17:12:26.782	52.876	18.645	16.993	17.238
6	17:13:13.637	52.324	18.885	16.851	16.588	6	17:13:19.913	53.131	19.152	17.240	16.739
7	17:14:07.696	54.059	20.604	16.939	16.516	7	17:14:12.146	52.233	18.793	16.860	16.580
8	17:15:00.297	52.601	18.955	16.972	16.674	8	17:15:04.883	52.737	19.173	16.936	16.628
9	17:15:52.355	52.058	18.754	16.802	16.502	(42) Berkay BESLER					
(49) Max AITKEN						1	17:08:25.693	53.349	19.219	17.337	16.793
1	17:08:50.083	1:01.514	22.827	21.351	17.336	2	17:09:18.653	52.960	19.056	17.196	16.708
2	17:09:43.017	52.934	19.027	17.172	16.735	3	17:10:11.644	52.991	19.150	17.122	16.719
3	17:10:35.390	52.373	18.854	16.906	16.613	4	17:11:04.217	52.573	18.981	16.966	16.626
4	17:11:28.144	52.754	19.035	17.073	16.646	5	17:11:58.257	54.040	19.038	17.171	17.831
5	17:12:27.059	58.915	22.496	17.673	18.746	6	17:12:51.082	52.825	19.066	17.062	16.697
6	17:13:20.286	53.227	19.679	16.949	16.599	7	17:13:45.308	54.226	20.105	17.435	16.686
7	17:14:12.349	52.063	18.745	16.830	16.488	8	17:14:37.802	52.494	18.836	17.034	16.624
8	17:15:04.548	52.199	18.755	16.941	16.503	9	17:15:30.060	52.258	18.706	16.952	16.600
(53) Guan Yu ZHOU						(68) Vince HERCSIK					
1	17:08:28.848	54.945	18.996	17.126	18.823	1	17:08:29.423	54.611	19.029	17.181	18.401
2	17:09:22.050	53.202	19.559	17.065	16.578	2	17:09:23.374	53.951	19.914	17.120	16.917
3	17:10:14.413	52.363	18.698	16.909	16.756	3	17:10:16.211	52.837	19.064	17.012	16.761
4	17:11:06.992	52.579	18.757	17.113	16.709	4	17:11:08.953	52.742	19.108	16.973	16.661
5	17:11:59.161	52.169	18.688	16.866	16.615	5	17:12:01.440	52.487	18.973	16.877	16.637
6	17:12:51.236	52.075	18.653	16.867	16.555	6	17:12:54.332	52.892	19.012	17.012	16.868
7	17:13:43.796	52.560	18.821	17.117	16.622	7	17:13:46.817	52.485	19.047	16.902	16.536
8	17:14:36.028	52.232	18.796	16.916	16.520	8	17:14:39.297	52.480	19.021	16.870	16.589
9	17:15:29.022	52.994	19.381	16.994	16.619	9	17:15:31.558	52.261	18.798	16.920	16.543
(15) Lars LAMBORELLE						(20) Nico MÜLLER					
1	17:08:53.141	1:01.434	20.948	22.275	18.211	1	17:08:50.449	1:01.561	22.560	21.142	17.859
2	17:09:46.441	53.300	19.646	17.045	16.609	2	17:09:43.422	52.973	19.036	17.254	16.683
3	17:10:38.800	52.359	18.703	17.036	16.620	3	17:10:35.961	52.539	18.825	17.067	16.647
4	17:11:30.886	52.086	18.751	16.832	16.503	4	17:11:28.819	52.858	19.367	16.901	16.590
5	17:12:23.229	52.343	18.779	16.936	16.628	5	17:12:22.254	53.435	19.176	17.478	16.871
6	17:13:21.183	57.954	24.120	17.287	16.547	6	17:13:14.525	52.271	18.779	16.941	16.551
7	17:14:13.988	52.805	19.210	17.166	16.429	7	17:14:07.266	52.741	19.063	17.021	16.657
8	17:15:06.505	52.517	18.974	16.899	16.644	8	17:15:00.679	53.413	18.920	17.254	17.239
(50) Lennert VAN BOGAERT						(26) Jessica BACKMAN					
1	17:08:52.620	54.939	19.957	17.533	17.449	1	17:08:27.707	53.292	19.113	17.211	16.968
2	17:09:45.396	52.776	18.903	17.229	16.644	2	17:09:20.520	52.813	18.957	17.128	16.728
3	17:10:37.552	52.156	18.882	16.767	16.507	3	17:10:13.099	52.579	18.843	17.050	16.686
4	17:11:29.783	52.231	18.731	16.889	16.611						
5	17:12:22.614	52.831	19.238	16.980	16.613						
6	17:13:14.727	52.113	18.786	16.817	16.510						
7	17:14:07.356	52.629	19.319	16.805	16.505						
8	17:14:59.961	52.605	19.079	16.897	16.629						



Rotax Euro Challenge 2012 Wackersdorf

Rotax Juniors

Wackersdorf 1,275 Km

Qualifying Practice Group J1

11.05.2012 17:00

Qualifying (15:00 Time) started at 17:00:02

Table with columns: Lap, Time of Day, Lap Tm, S1 Tm, S2 Tm, S3 Tm. Contains race data for drivers: (40) Jan JONCK, (74) Jai NIJJAR, (86) Max HOFER, (37) Shayur HARPAL, (17) Ralf ARON, (60) Jan FILIP, (78) Jakob KADLCAK, (36) Henrique BAPTISTA, (57) Jonathan JUDEK, (52) Boris KOLFF, (85) Ermo PIHTJOE, (59) Julius COLLIANDER CELIK, and (23) Remo RAHULA.

Timekeeping Ingrid and Meik Wagner:



Clerk of the course Nigel Edwards:

Steward (Chairman) Horst Seidel:

Chief Scrutineer Paul Klaassen:

Licensed to: Motorsport Events



Rotax Euro Challenge 2012 Wackersdorf

Rotax Juniors

Wackersdorf 1,275 Km

Qualifying Practice Group J2

11.05.2012 17:30

Qualifying (15:00 Time) started at 17:30:00

Pos	No.	Name	Nat.	Chassis	Race Team	Laps	Best Tm	Diff	Gap In Lap	km/h
1	9	Janneau ESMEIJER	NED	Intrepid	Team TKP	8	51.627			6 88,907
2	98	Sam SCHIPPERS	NED	Intrepid	Team TKP	8	51.836	0.209	0.209	4 88,548
3	34	Pepijn STEEMAN	NED	Gillard	DFK	9	51.860	0.233	0.024	6 88,508
4	21	Connor HALL	GBR	Tonykart	Coles Racing	8	51.928	0.301	0.068	7 88,392
5	35	Harry WEBB	GBR	Tonykart	Strawberry Racing	8	51.942	0.315	0.014	3 88,368
6	56	Thomas SALVA	CZE	MS Kart	MS Kart Racing Team	8	51.968	0.341	0.026	6 88,324
7	73	Lando NORRIS	GBR	Tonykart	RL Racing Dept Ltd	8	51.979	0.352	0.011	6 88,305
8	7	Kaan ONDER	TUR	Alonso	Borusan Otomotiv M/Sport	8	51.980	0.353	0.001	6 88,303
9	61	Josh WHITE	GBR	Tonykart	RL Racing Dept Ltd	8	51.992	0.365	0.012	5 88,283
10	71	Florian WIESINGER	AUT	DR	VPDR	8	52.020	0.393	0.028	3 88,235
11	70	Max TIMMERMANS	BEL	Formula K	Formula K Europe	8	52.025	0.398	0.005	7 88,227
12	54	Jay GOODWIN	GBR	Tonykart	Strawberry Racing	8	52.044	0.417	0.019	6 88,195
13	30	Joel DEPTUCH	POL	Praga	Uniq Racing	8	52.067	0.440	0.023	5 88,156
14	45	Sven VAN DER SLIK	NED	Intrepid	Team TKP	8	52.111	0.484	0.044	7 88,081
15	38	Cem BOLUKBASI	TUR	Kosmic	Paul Carr Racing	8	52.112	0.485	0.001	6 88,080
16	64	Momo OKUDA	JPN	DR	VPDR	8	52.131	0.504	0.019	2 88,047
17	16	Ryo HIROOKA	JPN	DR	VPDR	8	52.132	0.505	0.001	2 88,046
18	87	Tom MEIJER	NED	Formula K	Formula K Europe	8	52.155	0.528	0.023	5 88,007
19	44	Ameer HASSAN	LIB	Formula K	Formula K Europe	8	52.162	0.535	0.007	6 87,995
20	67	William TAYLFORTH	GBR	Tonykart	Coles Racing	8	52.184	0.557	0.022	6 87,958
21	25	Jack BARTHOLOMEW	GBR	Zanardi	Coles Racing	9	52.225	0.598	0.041	7 87,889
22	65	Emilien CARDE	FRA	Sodikart	Matec Competition	8	52.263	0.636	0.038	6 87,825
23	72	Pavel SRDINKO	CZE	Sassport	SRDAS	8	52.428	0.801	0.165	2 87,549
24	66	Peter HUBER	AUT	Birel	Kalman Motorsport	10	52.462	0.835	0.034	5 87,492
25	19	Tobias HOLM	DEN	Kosmic	Star Karting	8	52.812	1.185	0.350	7 86,912
26	29	Teodor MORIN	SWE	Kosmic	Soda Kart	12	52.852	1.225	0.040	8 86,846

Announcements

These results are provisional until the conclusion of any judicial and technical matters

Timekeeping Ingrid and Meik Wagner:

Clerk of the course Nigel Edwards:

Steward (Chairman) Horst Seidel:

Chief Scrutineer Paul Klaassen:

www.mylaps.com

Licensed to: Motorsport Events



Rotax Euro Challenge 2012 Wackersdorf

Rotax Juniors

Wackersdorf 1,275 Km

Qualifying Practice Group J2

11.05.2012 17:30

Qualifying (15:00 Time) started at 17:30:00

Lap	Time of Day	Lap Tm	S1 Tm	S2 Tm	S3 Tm	Lap	Time of Day	Lap Tm	S1 Tm	S2 Tm	S3 Tm
4	17:41:58.822	52.136	18.830	16.791	16.515	6	17:43:45.398	52.263	18.788	16.847	16.628
5	17:42:51.219	52.397	19.115	16.861	16.421	7	17:44:37.888	52.490	18.815	16.966	16.709
6	17:43:43.331	52.112	18.747	16.869	16.496	8	17:45:30.568	52.680	19.058	16.982	16.640
7	17:44:35.533	52.202	18.708	16.922	16.572	(72) Pavel SRDINKO					
8	17:45:27.863	52.330	18.883	16.836	16.611	1	17:39:23.446	52.789	19.191	16.982	16.616
(64) Momo OKUDA						2	17:40:15.874	52.428	18.994	16.960	16.474
1	17:39:25.638	52.401	18.956	16.925	16.520	3	17:41:08.534	52.660	19.028	16.947	16.685
2	17:40:17.769	52.131	18.757	16.847	16.527	4	17:42:01.647	53.113	19.021	17.299	16.793
3	17:41:09.917	52.148	18.778	16.840	16.530	5	17:42:54.600	52.953	19.252	17.045	16.656
4	17:42:02.058	52.141	18.814	16.791	16.536	6	17:43:47.327	52.727	19.040	17.024	16.663
5	17:42:55.490	53.432	19.081	17.133	17.218	7	17:44:41.635	54.308	19.847	16.924	17.537
6	17:43:48.170	52.680	19.011	16.868	16.801	8	17:45:34.301	52.666	19.231	16.909	16.526
7	17:44:41.149	52.979	19.118	16.980	16.881	(66) Peter HUBER					
8	17:45:33.539	52.390	18.814	16.917	16.659	1	17:37:11.080	56.893	21.045	18.815	17.033
(16) Ryo HIROOKA						2	17:38:04.493	53.413	19.307	17.252	16.854
1	17:39:25.262	52.446	19.037	16.940	16.469	3	17:38:57.516	53.023	19.241	17.071	16.711
2	17:40:17.394	52.132	18.819	16.880	16.433	4	17:39:50.364	52.848	19.108	17.100	16.640
3	17:41:09.529	52.135	18.883	16.783	16.469	5	17:40:42.826	52.462	18.992	16.887	16.583
4	17:42:01.753	52.224	18.754	16.821	16.649	6	17:41:35.618	52.792	19.103	17.058	16.631
5	17:42:54.757	53.004	19.249	17.101	16.654	7	17:42:29.214	53.596	19.059	17.167	17.370
6	17:43:47.439	52.682	19.015	17.063	16.604	8	17:43:22.060	52.846	19.189	17.015	16.642
7	17:44:40.297	52.858	19.426	16.828	16.604	9	17:44:14.763	52.703	18.940	17.051	16.712
8	17:45:34.114	53.817	18.931	16.875	18.011	10	17:45:07.881	53.118	19.284	17.035	16.799
(87) Tom MEIJER						(19) Tobias HOLM					
1	17:39:31.685	53.566	19.368	17.265	16.933	1	17:39:32.425	54.593	19.507	17.746	17.340
2	17:40:24.067	52.382	19.032	16.848	16.502	2	17:40:25.797	53.372	19.517	17.103	16.752
3	17:41:16.293	52.226	18.977	16.705	16.544	3	17:41:19.629	53.832	19.537	17.497	16.798
4	17:42:08.464	52.171	18.842	16.763	16.566	4	17:42:12.573	52.944	19.272	16.971	16.701
5	17:43:00.619	52.155	18.752	16.825	16.578	5	17:43:06.499	53.926	20.147	17.099	16.680
6	17:43:52.821	52.202	18.856	16.854	16.492	6	17:43:59.923	53.424	19.475	16.993	16.956
7	17:44:45.777	52.956	18.944	17.142	16.870	7	17:44:52.735	52.812	19.176	16.918	16.718
8	17:45:38.260	52.483	18.966	16.965	16.552	8	17:45:47.577	54.842	19.170	16.977	18.695
(44) Ameer HASSAN						(29) Teodor MORIN					
1	17:39:27.551	53.278	19.388	17.105	16.785	1	17:35:56.267	53.714	19.324	17.408	16.982
2	17:40:20.037	52.486	18.871	17.023	16.592	2	17:36:49.744	53.477	19.228	17.280	16.969
3	17:41:12.313	52.276	18.854	16.832	16.590	3	17:37:43.529	53.785	19.372	17.470	16.943
4	17:42:07.474	55.161	18.998	18.706	17.457	4	17:38:37.933	54.404	19.689	17.875	16.840
5	17:42:59.680	52.206	18.776	16.883	16.547	5	17:39:32.585	54.652	20.344	17.361	16.947
6	17:43:51.842	52.162	18.757	16.895	16.510	6	17:40:27.219	54.634	19.552	17.628	17.454
7	17:44:46.019	54.177	20.359	16.979	16.839	7	17:41:20.203	52.984	19.085	17.108	16.791
8	17:45:38.361	52.342	19.014	16.845	16.483	8	17:42:13.055	52.852	19.022	17.100	16.730
(67) William TAYLFORTH						9	17:43:06.349	53.294	19.247	17.203	16.844
1	17:39:32.243	54.758	20.472	17.267	17.019	10	17:44:00.320	53.971	19.216	17.296	17.459
2	17:40:24.542	52.299	18.845	16.917	16.537	11	17:44:54.353	54.033	19.686	17.463	16.884
3	17:41:17.005	52.463	19.017	16.801	16.645	12	17:45:47.673	53.320	19.186	17.065	17.069
4	17:42:09.342	52.337	18.749	16.988	16.600	(25) Jack BARTHOLOMEW					
5	17:43:01.811	52.469	18.854	16.838	16.777	1	17:38:46.313	52.981	19.193	17.056	16.732
6	17:43:53.995	52.184	18.833	16.829	16.522	2	17:39:38.886	52.573	19.020	16.928	16.625
7	17:44:46.331	52.336	18.956	16.862	16.518	3	17:40:31.268	52.382	18.916	16.813	16.653
8	17:45:38.826	52.495	18.859	16.990	16.646	4	17:41:23.707	52.439	18.954	16.906	16.579
(65) Emilien CARDE						5	17:42:16.140	52.433	18.987	16.847	16.599
1	17:39:22.709	53.222	19.391	17.229	16.602	6	17:43:08.416	52.276	18.905	16.848	16.523
2	17:40:15.420	52.711	19.019	17.015	16.677	7	17:44:00.641	52.225	18.889	16.728	16.608
3	17:41:07.818	52.398	18.809	16.971	16.618	8	17:44:53.218	52.577	19.012	16.991	16.574
4	17:42:00.203	52.385	18.900	16.859	16.626	9	17:45:46.081	52.863	19.292	16.882	16.689
5	17:42:53.135	52.932	18.873	17.371	16.688	(65) Emilien CARDE					



Rotax Euro Challenge 2012 Wackersdorf

Rotax Juniors

Wackersdorf 1,275 Km

Total result Qualifying Group J1 / J2

-Official Result-

Pos	No.	Name	Nat.	Chassis	Race Team	total Best Tm	Diff	QJ1 Best Tm	QJ2 Best Tm
1	9	Janneau ESMEIJER	NED	Intrepid	Team TKP	51.627			51.627
2	89	Joseph BURTON-HARRIS	AUS	Formula K	Formula K Europe	51.828	0.201	51.828	
3	98	Sam SCHIPPERS	NED	Intrepid	Team TKP	51.836	0.209		51.836
4	34	Pepijn STEEMAN	NED	Gillard	DFK	51.860	0.233		51.860
5	21	Connor HALL	GBR	Tonykart	Coles Racing	51.928	0.301		51.928
6	35	Harry WEBB	GBR	Tonykart	Strawberry Racing	51.942	0.315		51.942
7	56	Thomas SALVA	CZE	MS Kart	MS Kart Racing Team	51.968	0.341		51.968
8	73	Lando NORRIS	GBR	Tonykart	RL Racing Dept Ltd	51.979	0.352		51.979
9	7	Kaan ONDER	TUR	Alonso	Borusan Otomotiv M/Sport	51.980	0.353		51.980
10	61	Josh WHITE	GBR	Tonykart	RL Racing Dept Ltd	51.992	0.365		51.992
11	71	Florian WIESINGER	AUT	DR	VPDR	52.020	0.393		52.020
12	70	Max TIMMERMANS	BEL	Formula K	Formula K Europe	52.025	0.398		52.025
13	69	Ryan ANDERTON	GBR	Tonykart	Coles Racing	52.028	0.401	52.028	
14	54	Jay GOODWIN	GBR	Tonykart	Strawberry Racing	52.044	0.417		52.044
15	18	Thomas PREINING	AUT	Formula K	Protrain Racing	52.058	0.431	52.058	
16	49	Max AITKEN	GBR	Formula K	Protrain Racing	52.063	0.436	52.063	
17	30	Joel DEPTUCH	POL	Praga	Uniq Racing	52.067	0.440		52.067
18	53	Guan Yu ZHOU	GBR	Tonykart	Strawberry Racing	52.075	0.448	52.075	
19	15	Lars LAMBORELLE	NED	Intrepid	Team TKP	52.086	0.459	52.086	
20	45	Sven VAN DER SLIK	NED	Intrepid	Team TKP	52.111	0.484		52.111
21	38	Cem BOLUKBASI	TUR	Kosmic	Paul Carr Racing	52.112	0.485		52.112
22	50	Lennert VAN BOGAERT	BEL	Maranello	EGP	52.113	0.486	52.113	
23	64	Momo OKUDA	JPN	DR	VPDR	52.131	0.504		52.131
24	16	Ryo HIROOKA	JPN	DR	VPDR	52.132	0.505		52.132
25	87	Tom MEIJER	NED	Formula K	Formula K Europe	52.155	0.528		52.155
26	28	Shanaka CLAY	SRL	Tonykart	TBA	52.155	0.528	52.155	
27	44	Ameer HASSAN	LIB	Formula K	Formula K Europe	52.162	0.535		52.162
28	48	Frida GRANDIN	SWE	Kosmic	Soda Kart	52.168	0.541	52.168	
29	67	William TAYLFORTH	GBR	Tonykart	Coles Racing	52.184	0.557		52.184
30	25	Jack BARTHOLOMEW	GBR	Zanardi	Coles Racing	52.225	0.598		52.225
31	77	Fazio FRANSSEN	NED	Formula K	Formula K Europe	52.233	0.606	52.233	
32	42	Berkay BESLER	TUR	Tonykart	DNR Racing/Bouvin Power	52.258	0.631	52.258	
33	68	Vince HERCSIK	HUN	Birel	Kalman Motorsport	52.261	0.634	52.261	
34	65	Emilien CARDE	FRA	Sodikart	Matec Competition	52.263	0.636		52.263
35	20	Nico MÜLLER	GER	DR	VPDR	52.271	0.644	52.271	
36	26	Jessica BACKMAN	SWE	Tonykart	Strawberry Racing	52.351	0.724	52.351	
37	40	Jan JONCK	DEN	Tonykart	RS Competition	52.363	0.736	52.363	
38	72	Pavel SRDINKO	CZE	Sassport	SRDAS	52.428	0.801		52.428
39	74	Jai NIJJAR	GBR	Tonykart	Chris Rogers Motorsport	52.433	0.806	52.433	
40	86	Max HOFER	AUT	Birel	Speedworld Academy	52.448	0.821	52.448	
41	66	Peter HUBER	AUT	Birel	Kalman Motorsport	52.462	0.835		52.462
42	37	Shayur HARPAL	RSA	Kosmic	Paul Carr Racing	52.484	0.857	52.484	
43	17	Ralf ARON	EST	Tonykart	Aix Racing	52.517	0.890	52.517	
44	60	Jan FILIP	CZE	Maranello	OK Kart	52.662	1.035	52.662	
45	78	Jakub KADLCAK	CZE	Tonykart	Gregor Racing	52.709	1.082	52.709	

Announcements

These results are provisional until the conclusion of any judicial and technical matters



Rotax Euro Challenge 2012 Wackersdorf

Rotax Juniors

Wackersdorf 1,275 Km

Total result Qualifying Group J1 / J2

-Official Result-

Pos	No.	Name	Nat.	Chassis	Race Team	total Best Tm	Diff	QJ1 Best Tm	QJ2 Best Tm
46	36	Henrique BAPTISTA	POR	Kosmic	Paul Carr Racing	52.732	1.105	52.732	
47	57	Jonathan JUDEK	GER	FK	KM Racing	52.790	1.163	52.790	
48	52	Boris KOLFF	NED	Intrepid	Team TKP	52.806	1.179	52.806	
49	19	Tobias HOLM	DEN	Kosmic	Star Karting	52.812	1.185		52.812
50	29	Teodor MORIN	SWE	Kosmic	Soda Kart	52.852	1.225		52.852
51	85	Ermo PIHTJOE	EST	Sodikart	Aix Racing Team	53.123	1.496	53.123	
52	59	Julius COLLIANDER CELIK	SWE	Kosmic	Soda Kart	53.249	1.622	53.249	
53	23	Remo RAHULA	EST	Intrepid	Talvar Racing	56.859	5.232	56.859	

Announcements

These results are provisional until the conclusion of any judicial and technical matters

**Heat organization
Rotax Euro Challenge 2012
Wackersdorf / Germany
Rotax Max Juniors Group A**

Group	Pos	No.	Firstname	Lastname	Class	Overall BestTm
Group A	1	9	Janneau	ESMEIJER	Juniors	51.627
Group A	5	21	Connor	HALL	Juniors	51.928
Group A	9	7	Kaan	ONDER	Juniors	51.980
Group A	13	69	Ryan	ANDERTON	Juniors	52.028
Group A	17	30	Joel	DEPTUCH	Juniors	52.067
Group A	21	38	Cem	BOLUKBASI	Juniors	52.112
Group A	25	87	Tom	MEIJER	Juniors	52.155
Group A	29	67	William	TAYLFORTH	Juniors	52.184
Group A	33	68	Vince	HERCSIK	Juniors	52.261
Group A	37	40	Jan	JONCK	Juniors	52.363
Group A	41	66	Peter	HUBER	Juniors	52.462
Group A	45	78	Jakub	KADLCAK	Juniors	52.709
Group A	49	19	Tobias	HOLM	Juniors	52.812
Group A	53	23	Remo	RAHULA	Juniors	56.859



Clerk of the course Nigel Edwards:

Stewards (Chairman) Horst Seidel:

Scrutineer Paul Klaassen:

Timekeeping Ingrid/Meik Wagner:

Printed: 11.05.2012 18:39

Posted at: h

**Heat organization
Rotax Euro Challenge 2012
Wackersdorf / Germany
Rotax Max Juniors Group B**

Group	Pos	No.	Firstname	Lastname	Class	Overall BestTm
Group B	2	89	Joseph	BURTON-HARRIS	Juniors	51.828
Group B	6	35	Harry	WEBB	Juniors	51.942
Group B	10	61	Josh	WHITE	Juniors	51.992
Group B	14	54	Jay	GOODWIN	Juniors	52.044
Group B	18	53	Guan Yu	ZHOU	Juniors	52.075
Group B	22	50	Lennert	VAN BOGAERT	Juniors	52.113
Group B	26	28	Shanaka	CLAY	Juniors	52.155
Group B	30	25	Jack	BARTHOLOMEW	Juniors	52.225
Group B	34	65	Emilien	CARDE	Juniors	52.263
Group B	38	72	Pavel	SRDINKO	Juniors	52.428
Group B	42	37	Shayur	HARPAL	Juniors	52.484
Group B	46	36	Henrique	BAPTISTA	Juniors	52.732
Group B	50	29	Teodor	MORIN	Juniors	52.852



Clerk of the course Nigel Edwards:

Stewards (Chairman) Horst Seidel:

Scrutineer Paul Klaassen:

Timekeeping Ingrid/Meik Wagner:

Printed: 11.05.2012 18:39

Posted at: h

**Heat organization
Rotax Euro Challenge 2012
Wackersdorf / Germany
Rotax Max Juniors Group C**

Group	Pos	No.	Firstname	Lastname	Class	Overall BestTm
Group C	3	98	Sam	SCHIPPERS	Juniors	51.836
Group C	7	56	Thomas	SALVA	Juniors	51.968
Group C	11	71	Florian	WIESINGER	Juniors	52.020
Group C	15	18	Thomas	PREINING	Juniors	52.058
Group C	19	15	Lars	LAMBORELLE	Juniors	52.086
Group C	23	64	Momo	OKUDA	Juniors	52.131
Group C	27	44	Ameer	HASSAN	Juniors	52.162
Group C	31	77	Fazio	FRANSSEN	Juniors	52.233
Group C	35	20	Nico	MÜLLER	Juniors	52.271
Group C	39	74	Jai	NIJJAR	Juniors	52.433
Group C	43	17	Ralf	ARON	Juniors	52.517
Group C	47	57	Jonathan	JUDEK	Juniors	52.790
Group C	51	85	Ermo	PIHTJOE	Juniors	53.123



Clerk of the course Nigel Edwards:

Stewards (Chairman) Horst Seidel:

Scrutineer Paul Klaassen:

Timekeeping Ingrid/Meik Wagner:

Printed: 11.05.2012 18:39

posted at: h

**Heat organization
Rotax Euro Challenge 2012
Wackersdorf / Germany
Rotax Max Juniors Group D**

Group	Pos	No.	Firstname	Lastname	Class	Overall BestTm
Group D	4	34	Pepijn	STEEMAN	Juniors	51.860
Group D	8	73	Lando	NORRIS	Juniors	51.979
Group D	12	70	Max	TIMMERMANS	Juniors	52.025
Group D	16	49	Max	AITKEN	Juniors	52.063
Group D	20	45	Sven	VAN DER SLIK	Juniors	52.111
Group D	24	16	Ryo	HIROOKA	Juniors	52.132
Group D	28	48	Frida	GRANDIN	Juniors	52.168
Group D	32	42	Berkay	BESLER	Juniors	52.258
Group D	36	26	Jessica	BACKMAN	Juniors	52.351
Group D	40	86	Max	HOFER	Juniors	52.448
Group D	44	60	Jan	FILIP	Juniors	52.662
Group D	48	52	Boris	KOLFF	Juniors	52.806
Group D	52	59	Julius	COLLIANDER CEI	Juniors	53.249



Clerk of the course Nigel Edwards:

Stewards (Chairman) Horst Seidel:

Scrutineer Paul Klaassen:

Timekeeping Ingrid/Meik Wagner:

Printed: 11.05.2012 18:39

posted at: h

Rotax Euro Challenge 2012
 Class: Rotax Max Juniors
 Date/Time: 12.05.2012 10:50

Track: Wackersdorf / Germany
 Heat: Race 3 Qualifying Heat 1 A+B
 Laps: 8

Edition 1

	18	
35		36
	17	
33		34
	16	
31		32
	15	
29		30
Remo RAHULA Group A 56.859	14	
27		28
Tobias HOLM Group A 52.812	13	Teodor MORIN Group B 52.852
25		26
Jakub KADLCAK Group A 52.709	12	Henrique BAPTISTA Group B 52.732
23		24
Peter HUBER Group A 52.462	11	Shayur HARPAL Group B 52.484
21		22
Jan JONCK Group A 52.363	10	Pavel SRDINKO Group B 52.428
19		20
Vince HERCSIK Group A 52.261	9	Emilien CARDE Group B 52.263
17		18
William TAYLFORTH Group A 52.184	8	Jack BARTHOLOMEV Group B 52.225
15		16
Tom MEIJER Group A 52.155	7	Shanaka CLAY Group B 52.155
13		14
Cem BOLUKBASI Group A 52.112	6	Lennert VAN BOGAERT Group B 52.113
11		12
Joel DEPTUCH Group A 52.067	5	Guan Yu ZHOU Group B 52.075
9		10
Ryan ANDERTON Group A 52.028	4	Jay GOODWIN Group B 52.044
7		8
Kaan ONDER Group A 51.980	3	Josh WHITE Group B 51.992
5		6
Connor HALL Group A 51.928	2	Harry WEBB Group B 51.942
3		4
Janneau ESMEIJER Group A 51.627	1	Joseph BURTON-HARRI Group B 51.828
1	Row	2

Pole Position

Clerk of the course Nigel Edwards:
 Stewards (Chairman) Horst Seidel:

Scrutineer Paul Klaassen:
 Timekeeping Ingrid/Meik Wagner:

Rotax Euro Challenge 2012
 Class: Rotax Max Juniors
 Date/Time: 12.05.2012 11:10

Track: Wackersdorf / Germany
 Heat: Race 4 Qualifying Heat 2 C+D
 Laps: 8

Edition 1

	35	18		36
	33	17		34
	31	16		32
	29	15		30
	27	14		28
Ermo PIHTJOE	85	13	Julius COLLIANDER CI	59
	25			26
Jonathan JUDEK	57	12	Boris KOLFF	52
	23			24
Ralf ARON	17	11	Jan FILIP	60
	21			22
Jai NIJJAR	74	10	Max HOFER	86
	19			20
Nico MÜLLER	20	9	Jessica BACKMAN	26
	17			18
Fazio FRANSSEN	77	8	Berkay BESLER	42
	15			16
Ameer HASSAN	44	7	Frida GRANDIN	48
	13			14
Momo OKUDA	64	6	Ryo HIROOKA	16
	11			12
Lars LAMBORELLE	15	5	Sven VAN DER SLIK	45
	9			10
Thomas PREINING	18	4	Max AITKEN	49
	7			8
Florian WIESINGER	71	3	Max TIMMERMANS	70
	5			6
Thomas SALVA	56	2	Lando NORRIS	73
	3			4
Sam SCHIPPERS	98	1	Pepijn STEEAN	34
	1	Row		2

Pole Position

Clerk of the course Nigel Edwards:
 Stewards (Chairman) Horst Seidel:

Scrutineer Paul Klaassen:
 Timekeeping Ingrid/Meik Wagner:

Rotax Euro Challenge 2012
 Class: Rotax Max Juniors
 Date/Time: 12.05.2012 13:40

Track: Wackersdorf / Germany
 Heat: Race 10 Qualifying Heat 3 B+C
 Laps: 8

Edition 1

	18	
35		36
	17	
33		34
	16	
31		32
	15	
29		30
	14	
27		28
Teodor MORIN	29	Group B 52.852
25	13	Ermo PIHTJOE
36		85
23		26
Henrique BAPTISTA	36	Group B 52.732
21	12	Jonathan JUDEK
37		57
21		24
Shayur HARPAL	37	Group B 52.484
19	11	Ralf ARON
72		17
19		22
Pavel SRDINKO	72	Group B 52.428
17	10	Jai NIJJAR
65		74
17		20
Emilien CARDE	65	Group B 52.263
15	9	Nico MÜLLER
25		20
15		18
Jack BARTHOLOMEV	25	Group B 52.225
13	8	Fazio FRANSSEN
28		77
13		16
Shanaka CLAY	28	Group B 52.155
11	7	Ameer HASSAN
50		44
11		14
Lennert VAN BOGAERT	50	Group B 52.113
9	6	Momo OKUDA
53		64
9		12
Guan Yu ZHOU	53	Group B 52.075
7	5	Lars LAMBORELLE
54		15
7		10
Jay GOODWIN	54	Group B 52.044
5	4	Thomas PREINING
61		18
5		8
Josh WHITE	61	Group B 51.992
3	3	Florian WIESINGER
35		71
3		6
Harry WEBB	35	Group B 51.942
1	2	Thomas SALVA
89		56
1		4
Joseph BURTON-HARRI	89	Group B 51.828
1	1	Sam SCHIPPERS
		98
		2

Pole Position

Clerk of the course Nigel Edwards:
 Stewards (Chairman) Horst Seidel:

Scrutineer Paul Klaassen:
 Timekeeping Ingrid/Meik Wagner:

Rotax Euro Challenge 2012
 Class: Rotax Max Juniors
 Date/Time: 12.05.2012 14:00

Track: Wackersdorf / Germany
 Heat: Race 11 Qualifying Heat 4 A+D
 Laps: 8

Edition 1

		18	
	35		36
		17	
	33		34
		16	
	31		32
		15	
	29		30
Remo RAHULA	23	14	
	27		28
Tobias HOLM	19	13	Julius COLLIANDER CI
	25		59
Jakub KADLCAK	78	12	Boris KOLFF
	23		52
Peter HUBER	66	11	Jan FILIP
	21		60
Jan JONCK	40	10	Max HOFER
	19		86
Vince HERCSIK	68	9	Jessica BACKMAN
	17		26
William TAYLFORTH	67	8	Berkay BESLER
	15		42
Tom MEIJER	87	7	Frida GRANDIN
	13		48
Cem BOLUKBASI	38	6	Ryo HIROOKA
	11		16
Joel DEPTUCH	30	5	Sven VAN DER SLIK
	9		45
Ryan ANDERTON	69	4	Max AITKEN
	7		49
Kaan ONDER	7	3	Max TIMMERMANS
	5		70
Connor HALL	21	2	Lando NORRIS
	3		73
Janneau ESMEIJER	9	1	Pepijn STEEAN
	1		34
		Row	2

Pole Position

Clerk of the course Nigel Edwards:
 Stewards (Chairman) Horst Seidel:

Scrutineer Paul Klaassen:
 Timekeeping Ingrid/Meik Wagner:

Rotax Euro Challenge 2012
 Class: Rotax Max Juniors
 Date/Time: 12.05.2012 16:20

Track: Wackersdorf / Germany
 Heat: Race 17 Qualifying Heat 5 A+C
 Laps: 8

Edition 1

	18	
35		36
	17	
33		34
	16	
31		32
	15	
29		30
Remo RAHULA Group A 56.859	14	
27		28
Tobias HOLM Group A 52.812	13	Ermo PIHTJOE Group C 53.123
25		26
Jakub KADLCAK Group A 52.709	12	Jonathan JUDEK Group C 52.790
23		24
Peter HUBER Group A 52.462	11	Ralf ARON Group C 52.517
21		22
Jan JONCK Group A 52.363	10	Jai NIJJAR Group C 52.433
20		20
Vince HERCSIK Group A 52.261	9	Nico MÜLLER Group C 52.271
17		18
William TAYLFORTH Group A 52.184	8	Fazio FRANSSEN Group C 52.233
15		16
Tom MEIJER Group A 52.155	7	Ameer HASSAN Group C 52.162
13		14
Cem BOLUKBASI Group A 52.112	6	Momo OKUDA Group C 52.131
11		12
Joel DEPTUCH Group A 52.067	5	Lars LAMBORELLE Group C 52.086
9		10
Ryan ANDERTON Group A 52.028	4	Thomas PREINING Group C 52.058
7		8
Kaan ONDER Group A 51.980	3	Florian WIESINGER Group C 52.020
5		6
Connor HALL Group A 51.928	2	Thomas SALVA Group C 51.968
3		4
Janneau ESMEIJER Group A 51.627	1	Sam SCHIPPERS Group C 51.836
1		2

Pole Position

Clerk of the course Nigel Edwards:
 Stewards (Chairman) Horst Seidel:

Scrutineer Paul Klaassen:
 Timekeeping Ingrid/Meik Wagner:

Rotax Euro Challenge 2012
 Class: Rotax Max Juniors
 Date/Time: 12.05.2012 16:40

Track: Wackersdorf / Germany
 Heat: Race 18 Qualifying Heat 6 B+D
 Laps: 8

Edition 1

	18	
35		36
	17	
33		34
	16	
31		32
	15	
29		30
	14	
27		28
Teodor MORIN	13	Julius COLLIANDER CI
29		59
25		26
Henrique BAPTISTA	12	Boris KOLFF
36		52
23		24
Shayur HARPAL	11	Jan FILIP
37		60
21		22
Pavel SRDINKO	10	Max HOFER
72		86
19		20
Emilien CARDE	9	Jessica BACKMAN
65		26
17		18
Jack BARTHOLOMEV	8	Berkay BESLER
25		42
15		16
Shanaka CLAY	7	Frida GRANDIN
28		48
13		14
Lennert VAN BOGAERT	6	Ryo HIROOKA
50		16
11		12
Guan Yu ZHOU	5	Sven VAN DER SLIK
53		45
9		10
Jay GOODWIN	4	Max AITKEN
54		49
7		8
Josh WHITE	3	Max TIMMERMANS
61		70
5		6
Harry WEBB	2	Lando NORRIS
35		73
3		4
Joseph BURTON-HARRI	1	Pepijn STEEMAN
89		34
1		2

Pole Position

Clerk of the course Nigel Edwards:
 Stewards (Chairman) Horst Seidel:

Scrutineer Paul Klaassen:
 Timekeeping Ingrid/Meik Wagner:



Rotax Euro Challenge 2012 Wackersdorf

Rotax Juniors

Wackersdorf 1,275 Km

Warm up Odd Numbers

12.05.2012 09:20

Practice (5:00 Time) started at 9:20:01

Pos	No.	Name	Nat.	Chassis	Race Team	Laps	Best Tm	Diff	Gap In Lap	km/h
1	73	Lando NORRIS	GBR	Tonykart	RL Racing Dept Ltd	4	55.809			4 82,245
2	35	Harry WEBB	GBR	Tonykart	Strawberry Racing	3	56.049	0.240	0.240	3 81,893
3	77	Fazio FRANSSEN	NED	Formula K	Formula K Europe	4	56.062	0.253	0.013	4 81,874
4	9	Janneau ESMEIJER	NED	Intrepid	Team TKP	4	56.236	0.427	0.174	4 81,620
5	19	Tobias HOLM	DEN	Kosmic	Star Karting	3	56.250	0.441	0.014	3 81,600
6	61	Josh WHITE	GBR	Tonykart	RL Racing Dept Ltd	4	56.559	0.750	0.309	4 81,154
7	15	Lars LAMBORELLE	NED	Intrepid	Team TKP	4	56.586	0.777	0.027	4 81,115
8	49	Max AITKEN	GBR	Formula K	Protrain Racing	4	56.617	0.808	0.031	4 81,071
9	7	Kaan ONDER	TUR	Alonso	Borusan Otomotiv M/Sport	4	56.763	0.954	0.146	4 80,863
10	89	Joseph BURTON-HARRIS	AUS	Formula K	Formula K Europe	4	56.920	1.111	0.157	4 80,639
11	25	Jack BARTHOLOMEW	GBR	Zanardi	Coles Racing	4	57.324	1.515	0.404	4 80,071
12	45	Sven VAN DER SLIK	NED	Intrepid	Team TKP	3	57.679	1.870	0.355	3 79,578
13	71	Florian WIESINGER	AUT	DR	VPDR	3	57.881	2.072	0.202	3 79,301
14	53	Guan Yu ZHOU	GBR	Tonykart	Strawberry Racing	4	57.989	2.180	0.108	4 79,153
15	21	Connor HALL	GBR	Tonykart	Coles Racing	1	58.033	2.224	0.044	1 79,093
16	29	Teodor MORIN	SWE	Kosmic	Soda Kart	4	58.391	2.582	0.358	4 78,608
17	87	Tom MEIJER	NED	Formula K	Formula K Europe	4	58.425	2.616	0.034	4 78,562
18	37	Shayur HARPAL	RSA	Kosmic	Paul Carr Racing	1	58.970	3.161	0.545	1 77,836
19	23	Remo RAHULA	EST	Intrepid	Talvar Racing	4	59.069	3.260	0.099	4 77,706
20	69	Ryan ANDERTON	GBR	Tonykart	Coles Racing	4	59.170	3.361	0.101	4 77,573
21	59	Julius COLLIANDER CELIK	SWE	Kosmic	Soda Kart	4	59.434	3.625	0.264	4 77,229
22	57	Jonathan JUDEK	GER	FK	KM Racing	4	1:00.001	4.192	0.567	3 76,499
23	85	Ermo PIHTJOE	EST	Sodikart	Aix Racing Team	3	1:00.695	4.886	0.694	3 75,624
24	17	Ralf ARON	EST	Tonykart	Aix Racing	3	1:00.817	5.008	0.122	3 75,472
25	65	Emilien CARDE	FRA	Sodikart	Matec Competition	1	1:08.232	12.423	7.415	1 67,270
26	67	William TAYLFORTH	GBR	Tonykart	Coles Racing	1	1:08.480	12.671	0.248	1 67,027

Timekeeping Ingrid and Meik Wagner:

Clerk of the course Nigel Edwards:

www.mylaps.com

Steward (Chairman) Horst Seidel:

Chief Scrutineer Paul Klaassen:

Licensed to: Motorsport Events



Rotax Euro Challenge 2012 Wackersdorf

Rotax Juniors

Wackersdorf 1,275 Km

Warm up Odd Numbers

12.05.2012 09:20

Practice (5:00 Time) started at 9:20:00

Lap	Time of Day	Lap Tm	S1 Tm	S2 Tm	S3 Tm	Lap	Time of Day	Lap Tm	S1 Tm	S2 Tm	S3 Tm
(73) Lando NORRIS						(53) Guan Yu ZHOU					
1	9:22:19.506	59.885	21.535	19.982	18.368	1	9:22:54.822	1:02.798	22.546	20.869	19.383
2	9:23:18.953	59.447	22.217	19.329	17.901	2	9:23:57.951	1:03.129	21.973	20.098	21.058
3	9:24:29.158	1:10.205	29.651	22.579	17.975	3	9:24:59.851	1:01.900	22.640	20.185	19.075
4	9:25:24.967	55.809	19.923	18.371	17.515	4	9:25:57.840	57.989	20.707	19.119	18.163
(35) Harry WEBB						(21) Connor HALL					
1	9:23:26.973	58.344	21.167	18.981	18.196	1	9:25:03.684	58.033	21.129	18.835	18.069
2	9:24:24.223	57.250	20.844	18.757	17.649	(29) Teodor MORIN					
3	9:25:20.272	56.049	20.047	18.358	17.644	1	9:22:42.711	1:01.321	22.030	20.405	18.886
(77) Fazio FRANSSEN						2	9:23:43.706	1:00.995	21.149	20.789	19.057
1	9:23:01.206	1:02.225	22.795	20.549	18.881	3	9:24:43.465	59.759	21.252	19.743	18.764
2	9:23:59.049	57.843	20.898	19.060	17.885	4	9:25:41.856	58.391	20.863	19.400	18.128
3	9:24:56.201	57.152	20.723	18.713	17.716	(87) Tom MEIJER					
4	9:25:52.263	56.062	20.254	18.263	17.545	1	9:22:39.415	1:01.552	21.978	20.350	19.224
(9) Janneau ESMEIJER						2	9:23:40.040	1:00.625	21.520	20.353	18.752
1	9:22:24.821	1:00.732	22.163	19.900	18.669	3	9:24:39.886	59.846	21.688	19.608	18.550
2	9:23:21.642	56.821	20.384	18.557	17.880	4	9:25:38.311	58.425	20.964	19.158	18.303
3	9:24:23.401	1:01.759	24.569	19.375	17.815	(37) Shayur HARPAL					
4	9:25:19.637	56.236	20.254	18.338	17.644	1	9:25:41.141	58.970	21.440	19.330	18.200
(19) Tobias HOLM						(23) Remo RAHULA					
1	9:23:10.965	1:00.867	21.916	20.555	18.396	1	9:22:19.138	1:04.155	24.159	20.447	19.549
2	9:24:08.594	57.629	20.778	19.048	17.803	2	9:23:20.659	1:01.521	23.358	19.538	18.625
3	9:25:04.844	56.250	20.165	18.471	17.614	3	9:24:20.013	59.354	21.957	19.084	18.313
(61) Josh WHITE						4	9:25:19.082	59.069	21.968	18.957	18.144
1	9:22:19.337	1:00.969	22.602	19.912	18.455	(69) Ryan ANDERTON					
2	9:23:17.673	58.336	22.051	18.274	18.011	1	9:22:20.758	1:03.736	24.335	20.621	18.780
3	9:24:15.827	58.154	20.785	19.431	17.938	2	9:23:21.083	1:00.325	22.136	19.738	18.451
4	9:25:12.386	56.559	20.621	17.955	17.983	3	9:24:21.720	1:00.637	22.519	19.875	18.243
(15) Lars LAMBORELLE						4	9:25:20.890	59.170	21.135	19.264	18.771
1	9:22:15.376	1:02.023	22.735	20.579	18.709	(59) Julius COLLIANDER CELIK					
2	9:23:17.115	1:01.739	21.944	21.144	18.651	1	9:22:14.573	1:04.491	23.620	21.134	19.737
3	9:24:16.007	58.892	21.302	19.907	17.683	2	9:23:17.257	1:02.684	22.610	20.870	19.204
4	9:25:12.593	56.586	20.838	18.111	17.637	3	9:24:26.208	1:08.951	29.055	21.452	18.444
(49) Max AITKEN						4	9:25:25.642	59.434	21.863	19.586	17.985
1	9:22:38.424	1:02.554	22.587	20.374	19.593	(57) Jonathan JUDEK					
2	9:23:37.190	58.766	21.005	19.506	18.255	1	9:22:11.550	1:01.994	22.955	19.953	19.086
3	9:24:34.899	57.709	20.825	18.978	17.906	2	9:23:12.262	1:00.712	21.722	20.223	18.767
4	9:25:31.516	56.617	20.343	18.177	18.097	3	9:24:12.263	1:00.001	21.893	19.407	18.701
(7) Kaan ONDER						4	9:25:12.470	1:00.207	21.700	19.749	18.758
1	9:22:19.844	1:00.928	21.871	20.519	18.538	(85) Ermo PIHTJOE					
2	9:23:19.319	59.475	21.676	19.786	18.013	1	9:23:01.642	1:04.468	23.645	21.287	19.536
3	9:24:23.259	1:03.940	21.701	24.290	17.949	2	9:24:03.456	1:01.814	22.475	20.261	19.078
4	9:25:20.022	56.763	20.685	18.350	17.728	3	9:25:04.151	1:00.695	21.896	20.064	18.735
(89) Joseph BURTON-HARRIS						(17) Ralf ARON					
1	9:22:22.362	1:02.881	23.276	20.723	18.882	1	9:22:35.064	1:01.923	22.231	20.879	18.813
2	9:23:21.248	58.886	21.678	18.986	18.222	2	9:23:36.136	1:01.072	21.739	20.376	18.957
3	9:24:20.534	59.286	21.909	19.456	17.921	3	9:24:36.953	1:00.817	21.384	19.617	19.816
4	9:25:17.454	56.920	20.936	18.330	17.654	(65) Emilian CARDE					
(25) Jack BARTHOLOMEW						1	9:22:28.264	1:08.232	24.025	21.459	22.748
1	9:22:19.178	1:02.408	23.090	20.355	18.963	(67) William TAYLFORTH					
2	9:23:19.816	1:00.638	22.333	19.940	18.365	1	9:23:36.135	1:08.480	23.646	20.930	23.904
3	9:24:17.896	58.080	21.254	18.785	18.041	(45) Sven VAN DER SLIK					
4	9:25:15.220	57.324	20.693	18.580	18.051	1	9:22:27.729	1:02.454	22.336	19.950	20.168
(71) Florian WIESINGER						2	9:24:17.620	1:49.891	21.646	1:09.905	18.340
1	9:23:40.498	1:01.575	21.752	20.954	18.869	3	9:25:15.299	57.679	20.566	19.163	17.950
2	9:24:41.392	1:00.894	22.114	20.309	18.471						

Timekeeping Ingrid and Meik Wagner:

Clerk of the course Nigel Edwards:

www.mylaps.com

Steward (Chairman) Horst Seidel:

Chief Scrutineer Paul Klaassen:

Licensed to: Motorsport Events

Printed: 12.05.2012 09:26:44

posted at:

h



Rotax Euro Challenge 2012 Wackersdorf

Rotax Juniors

Wackersdorf 1,275 Km

Warm up Even Numbers

12.05.2012 09:30

Practice (5:00 Time) started at 9:30:01

Pos	No.	Name	Nat.	Chassis	Race Team	Laps	Best Tm	Diff	Gap In Lap	km/h
1	54	Jay GOODWIN	GBR	Tonykart	Strawberry Racing	5	54.639			4 84,006
2	74	Jai NIJJAR	GBR	Tonykart	Chris Rogers Motorsport	5	54.661	0.022	0.022	5 83,972
3	16	Ryo HIROOKA	JPN	DR	VPDR	5	54.672	0.033	0.011	3 83,955
4	78	Jakub KADLCAK	CZE	Tonykart	Gregor Racing	5	54.681	0.042	0.009	3 83,941
5	26	Jessica BACKMAN	SWE	Tonykart	Strawberry Racing	5	54.720	0.081	0.039	4 83,882
6	20	Nico MÜLLER	GER	DR	VPDR	5	54.751	0.112	0.031	3 83,834
7	70	Max TIMMERMANS	BEL	Formula K	Formula K Europe	5	54.895	0.256	0.144	4 83,614
8	50	Lennert VAN BOGAERT	BEL	Maranello	EGP	5	54.905	0.266	0.010	4 83,599
9	34	Pepijn STEEMAN	NED	Gillard	DFK	5	54.962	0.323	0.057	3 83,512
10	44	Ameer HASSAN	LIB	Formula K	Formula K Europe	5	54.966	0.327	0.004	4 83,506
11	40	Jan JONCK	DEN	Tonykart	RS Competition	5	54.976	0.337	0.010	3 83,491
12	64	Momo OKUDA	JPN	DR	VPDR	5	55.085	0.446	0.109	4 83,326
13	30	Joel DEPTUCH	POL	Praga	Uniq Racing	5	55.138	0.499	0.053	5 83,246
14	68	Vince HERCSIK	HUN	Birel	Kalman Motorsport	5	55.157	0.518	0.019	3 83,217
15	18	Thomas PREINING	AUT	Formula K	Protrain Racing	5	55.249	0.610	0.092	4 83,078
16	56	Thomas SALVA	CZE	MS Kart	MS Kart Racing Team	5	55.347	0.708	0.098	5 82,931
17	36	Henrique BAPTISTA	POR	Kosmic	Paul Carr Racing	4	55.502	0.863	0.155	3 82,700
18	28	Shanaka CLAY	SRL	Tonykart	TBA	5	55.586	0.947	0.084	4 82,575
19	52	Boris KOLFF	NED	Intrepid	Team TKP	4	55.639	1.000	0.053	3 82,496
20	38	Cem BOLUKBASI	TUR	Kosmic	Paul Carr Racing	4	55.919	1.280	0.280	3 82,083
21	42	Berkay BESLER	TUR	Tonykart	DNR Racing/Bouvin Power	5	55.930	1.291	0.011	3 82,067
22	48	Frida GRANDIN	SWE	Kosmic	Soda Kart	5	55.941	1.302	0.011	3 82,051
23	60	Jan FILIP	CZE	Maranello	OK Kart	5	55.957	1.318	0.016	4 82,027
24	98	Sam SCHIPPERS	NED	Intrepid	Team TKP	5	56.158	1.519	0.201	4 81,734
25	86	Max HOFER	AUT	Birel	Speedworld Academy	5	56.236	1.597	0.078	3 81,620
26	66	Peter HUBER	AUT	Birel	Kalman Motorsport	4	56.305	1.666	0.069	4 81,520
27	72	Pavel SRDINKO	CZE	Sassport	SRDAS	5	56.836	2.197	0.531	3 80,759

Timekeeping Ingrid and Meik Wagner:

Clerk of the course Nigel Edwards:

Steward (Chairman) Horst Seidel:

Chief Scrutineer Paul Klaassen:

Licensed to: Motorsport Events

www.mylaps.com



Rotax Euro Challenge 2012 Wackersdorf

Rotax Juniors

Wackersdorf 1,275 Km

Warm up Even Numbers

12.05.2012 09:30

Practice (5:00 Time) started at 9:30:01

Lap	Time of Day	Lap Tm	S1 Tm	S2 Tm	S3 Tm
(54) Jay GOODWIN					
1	9:32:14.129	56.134	20.436	18.168	17.530
2	9:33:10.083	55.954	20.002	18.120	17.832
3	9:34:05.086	55.003	19.873	17.834	17.296
4	9:34:59.725	54.639	19.663	17.766	17.210
5	9:35:54.490	54.765	19.428	17.987	17.350
(74) Jai NIJJAR					
1	9:32:10.149	56.979	20.653	18.631	17.695
2	9:33:07.816	57.667	20.626	18.724	18.317
3	9:34:03.219	55.403	20.185	17.815	17.403
4	9:34:58.258	55.039	19.846	17.659	17.534
5	9:35:52.919	54.661	19.811	17.545	17.305
(16) Ryo HIROOKA					
1	9:32:08.832	57.327	20.997	18.314	18.016
2	9:33:05.042	56.210	20.495	18.247	17.468
3	9:33:59.714	54.672	19.723	17.666	17.283
4	9:34:55.325	55.611	19.856	18.410	17.345
5	9:35:51.645	56.320	20.469	18.284	17.567
(78) Jakub KADLCAK					
1	9:32:02.995	57.329	20.797	18.515	18.017
2	9:33:00.366	57.371	21.532	18.182	17.657
3	9:33:55.047	54.681	19.738	17.754	17.189
4	9:34:50.006	54.959	19.608	18.110	17.241
5	9:35:44.837	54.831	19.881	17.792	17.158
(26) Jessica BACKMAN					
1	9:32:03.614	57.281	20.912	18.729	17.640
2	9:32:58.929	55.315	20.027	17.943	17.345
3	9:33:54.174	55.245	19.994	17.864	17.387
4	9:34:48.894	54.720	19.757	17.724	17.239
5	9:35:44.099	55.205	19.697	18.117	17.391
(20) Nico MÜLLER					
1	9:32:01.759	57.428	20.795	19.003	17.630
2	9:32:57.575	55.816	20.214	18.263	17.339
3	9:33:52.326	54.751	19.730	17.748	17.273
4	9:34:47.138	54.812	19.721	17.879	17.212
5	9:35:50.393	1:03.255	26.753	18.257	18.245
(70) Max TIMMERMANS					
1	9:32:11.393	56.908	20.924	18.330	17.654
2	9:33:07.900	56.507	20.313	18.025	18.169
3	9:34:04.219	56.319	20.906	17.980	17.433
4	9:34:59.114	54.895	19.861	17.735	17.299
5	9:35:56.500	57.386	19.737	18.488	19.161
(50) Lennert VAN BOGAERT					
1	9:31:59.593	57.452	21.225	18.615	17.612
2	9:32:55.910	56.317	20.698	18.234	17.385
3	9:33:51.237	55.327	20.130	17.810	17.387
4	9:34:46.142	54.905	20.006	17.670	17.229
5	9:35:41.088	54.946	19.957	17.710	17.279
(34) Pepijn STEEMAN					
1	9:32:07.504	57.446	21.422	18.568	17.456
2	9:33:04.287	56.783	21.332	18.009	17.442
3	9:33:59.249	54.962	19.828	17.876	17.258
4	9:34:54.986	55.737	19.823	18.472	17.442
5	9:35:50.704	55.718	20.266	17.937	17.515
(44) Ameer HASSAN					
1	9:32:07.287	57.446	21.256	18.677	17.513
2	9:33:05.476	58.189	21.852	18.214	18.123
3	9:34:00.845	55.369	20.081	17.890	17.398
4	9:34:55.811	54.966	19.857	17.867	17.242
5	9:35:52.840	57.029	20.901	18.453	17.675
(40) Jan JONCK					
1	9:32:09.485	58.328	21.696	18.143	18.489

Lap	Time of Day	Lap Tm	S1 Tm	S2 Tm	S3 Tm
2	9:33:05.262	55.777	20.253	18.020	17.504
3	9:34:00.238	54.976	19.880	17.703	17.393
4	9:34:55.547	55.309	19.768	18.253	17.288
5	9:35:51.487	55.940	20.500	17.904	17.536
(64) Momo OKUDA					
1	9:32:02.783	57.609	20.562	18.557	18.490
2	9:32:58.737	55.954	20.303	18.123	17.528
3	9:33:54.510	55.773	20.460	17.986	17.327
4	9:34:49.595	55.085	19.964	17.837	17.284
5	9:35:45.176	55.581	20.425	17.985	17.171
(30) Joel DEPTUCH					
1	9:32:15.096	56.494	20.756	18.136	17.602
2	9:33:10.770	55.674	20.316	17.896	17.462
3	9:34:06.229	55.459	20.284	17.790	17.385
4	9:35:01.478	55.249	20.449	17.644	17.156
5	9:35:56.616	55.138	20.210	17.690	17.238
(68) Vince HERCSIK					
1	9:32:14.667	56.155	20.434	18.098	17.623
2	9:33:10.528	55.861	19.976	17.978	17.907
3	9:34:05.685	55.157	20.173	17.677	17.307
4	9:35:01.257	55.572	20.381	17.876	17.315
5	9:35:56.439	55.182	19.868	17.827	17.487
(18) Thomas PREINING					
1	9:31:59.175	57.909	21.592	18.755	17.562
2	9:32:56.750	57.575	21.669	18.387	17.519
3	9:33:52.127	55.377	20.070	17.990	17.317
4	9:34:47.376	55.249	19.798	17.807	17.644
5	9:35:43.809	56.433	21.072	18.096	17.265
(56) Thomas SALVA					
1	9:32:13.612	57.505	21.000	18.781	17.724
2	9:33:10.612	57.000	20.205	18.585	18.210
3	9:34:07.322	56.710	20.993	18.231	17.486
4	9:35:02.696	55.374	20.241	17.883	17.250
5	9:35:58.043	55.347	19.941	18.067	17.339
(36) Henrique BAPTISTA					
1	9:32:32.286	58.662	22.153	18.522	17.987
2	9:33:28.359	56.073	20.312	18.053	17.708
3	9:34:23.861	55.502	19.992	17.950	17.560
4	9:35:19.364	55.503	19.976	17.911	17.616
(28) Shanaka CLAY					
1	9:32:08.044	58.119	21.725	18.739	17.655
2	9:33:03.886	55.842	20.349	18.132	17.361
3	9:33:59.550	55.664	20.000	18.159	17.505
4	9:34:55.136	55.586	19.882	18.359	17.345
5	9:35:51.216	56.080	20.491	17.965	17.624
(52) Boris KOLFF					
1	9:32:52.578	57.491	21.095	18.538	17.858
2	9:33:49.699	57.121	21.159	18.325	17.637
3	9:34:45.338	55.639	20.066	17.979	17.594
4	9:35:42.355	57.017	20.246	17.907	18.864
(38) Cem BOLUKBASI					
1	9:32:04.992	57.395	21.294	18.440	17.661
2	9:33:01.077	56.085	20.269	18.385	17.431
3	9:33:56.996	55.919	20.099	18.052	17.768
4	9:34:59.787	1:02.791	20.212	21.616	20.963
(42) Berkay BESLER					
1	9:32:01.045	58.301	21.293	19.137	17.871
2	9:32:57.974	56.929	20.768	18.557	17.604
3	9:33:53.904	55.930	20.373	18.021	17.536
4	9:34:50.767	56.863	20.397	18.558	17.908
5	9:35:47.017	56.250	20.528	18.302	17.420
(48) Frida GRANDIN					

Timekeeping Ingrid and Meik Wagner:

Clerk of the course Nigel Edwards:

www.mylaps.com

Steward (Chairman) Horst Seidel:

Chief Scrutineer Paul Klaassen:

Licensed to: Motorsport Events



Rotax Euro Challenge 2012 Wackersdorf

Rotax Juniors

Wackersdorf 1,275 Km

Warm up Even Numbers

12.05.2012 09:30

Practice (5:00 Time) started at 9:30:01

Lap	Time of Day	Lap Tm	S1 Tm	S2 Tm	S3 Tm	Lap	Time of Day	Lap Tm	S1 Tm	S2 Tm	S3 Tm
1	9:32:02.671	58.890	21.270	19.382	18.238						
2	9:33:01.998	59.327	22.066	19.401	17.860						
3	9:33:57.939	55.941	20.471	18.056	17.414						
4	9:34:54.050	56.111	19.783	18.764	17.564						
5	9:35:50.428	56.378	20.211	18.685	17.482						

(60) Jan FILIP

1	9:32:06.112	58.566	21.839	18.898	17.829
2	9:33:02.675	56.563	20.371	18.484	17.708
3	9:33:58.961	56.286	20.754	18.055	17.477
4	9:34:54.918	55.957	19.938	18.461	17.558
5	9:35:52.112	57.194	21.443	18.045	17.706

(98) Sam SCHIPPERS

1	9:32:04.633	57.560	21.017	18.627	17.916
2	9:33:02.184	57.551	21.135	18.576	17.840
3	9:33:58.450	56.266	20.654	17.933	17.679
4	9:34:54.608	56.158	19.972	18.623	17.563
5	9:35:51.036	56.428	20.175	18.529	17.724

(86) Max HOFER

1	9:32:04.219	58.459	21.734	18.839	17.886
2	9:33:01.183	56.964	20.601	18.482	17.881
3	9:33:57.419	56.236	20.829	17.811	17.596
4	9:34:53.709	56.290	19.891	18.866	17.533
5	9:35:51.413	57.704	20.272	18.838	18.594

(66) Peter HUBER

1	9:32:11.230	1:01.515	23.741	19.257	18.517
2	9:33:10.291	59.061	21.622	19.018	18.421
3	9:34:07.968	57.677	21.750	18.278	17.649
4	9:35:04.273	56.305	20.393	18.156	17.756

(72) Pavel SRDINKO

1	9:32:09.413	1:00.695	21.930	19.948	18.817
2	9:33:08.728	59.315	21.006	19.601	18.708
3	9:34:05.564	56.836	20.972	18.224	17.640
4	9:35:02.456	56.892	21.243	17.857	17.792
5	9:35:59.369	56.913	20.439	17.983	18.491



Rotax Euro Challenge 2012 Wackersdorf

Rotax Juniors

Wackersdorf 1,275 Km

RACE 3 Qualifying Heat 1 A-B **-NEW-**

12.05.2012 10:50


Race (8 Laps) started at 10:52:29

Pos	No.	Name	Nat.	Chassis	Race Team	Laps	Total Tm	Diff	Best Tm	In Lap	km/h	Points
1	9	Janneau ESMEIJER	NED	Intrepid	Team TKP	8	7:08.065		53.050	8	86,522	0
2	21	Connor HALL	GBR	Tonykart	Coles Racing	8	7:10.095	2.030	53.258	6	86,184	2
3	38	Cem BOLUKBASI	TUR	Kosmic	Paul Carr Racing	8	7:10.542	2.477	52.951	6	86,684	3
4	40	Jan JONCK	DEN	Tonykart	RS Competition	8	7:10.635	2.570	52.959	6	86,671	4
5	89	Joseph BURTON-HARRIS	AUS	Formula K	Formula K Europe	8	7:11.858	3.793	52.798	8	86,935	5
6	25	Jack BARTHOLOMEW	GBR	Zanardi	Coles Racing	8	7:12.278	4.213	52.688	7	87,117	6
7	69	Ryan ANDERTON	GBR	Tonykart	Coles Racing	8	7:12.589	4.524	53.370	8	86,003	7
8	68	Vince HERCSIK	HUN	Birel	Kalman Motorsport	8	7:13.430	5.365	53.052	8	86,519	8
9	35	Harry WEBB	GBR	Tonykart	Strawberry Racing	8	7:13.860	5.795	52.462	8	87,492	9
10	54	Jay GOODWIN	GBR	Tonykart	Strawberry Racing	8	7:18.056	9.991	52.834	6	86,876	10
11	61	Josh WHITE	GBR	Tonykart	RL Racing Dept Ltd	8	7:19.364	11.299	53.109	7	86,426	11
12	78	Jakub KADLCAK	CZE	Tonykart	Gregor Racing	8	7:19.443	11.378	53.092	6	86,454	12
13	50	Lennert VAN BOGAERT	BEL	Maranello	EGP	8	7:19.532	11.467	53.409	7	85,941	13
14	19	Tobias HOLM	DEN	Kosmic	Star Karting	8	7:19.645	11.580	53.075	7	86,481	14
15	67	William TAYLFORTH	GBR	Tonykart	Coles Racing	8	7:20.163	12.098	53.369	7	86,005	15
16	37	Shayur HARPAL	RSA	Kosmic	Paul Carr Racing	8	7:20.458	12.393	53.040	5	86,538	16
17	28	Shanaka CLAY	SRL	Tonykart	TBA	8	7:20.701	12.636	53.278	6	86,152	17
18	72	Pavel SRDINKO	CZE	Sassport	SRDAS	8	7:20.785	12.720	53.539	5	85,732	18
19	23	Remo RAHULA	EST	Intrepid	Talvar Racing	8	7:20.983	12.918	53.166	6	86,333	19
20	66	Peter HUBER	AUT	Birel	Kalman Motorsport	8	7:21.084	13.019	53.535	8	85,738	20
21	65	Emilien CARDE	FRA	Sodikart	Matec Competition	8	7:21.875	13.810	53.420	8	85,923	21
22	87	Tom MEIJER	NED	Formula K	Formula K Europe	8	7:26.167	18.102	53.944	4	85,088	22
23	29	Teodor MORIN	SWE	Kosmic	Soda Kart	8	7:26.330	18.265	53.967	8	85,052	23
24	36	Henrique BAPTISTA	POR	Kosmic	Paul Carr Racing	8	7:40.054	31.989	53.625	8	85,594	24
25	53	Guan Yu ZHOU	GBR	Tonykart	Strawberry Racing	8	7:43.829	35.764	53.488	8	85,814	25
26	7	Kaan ONDER	TUR	Alonso	Borusan Otomotiv M/Sport					0	-	26
Not classified												
DQ	30	Joel DEPTUCH	POL	Praga	Uniq Racing	8	7:10.298	DQ	53.174	3	86,320	29

Announcements

These results are provisional until the conclusion of any judicial and technical matters
 No. 67 warning board
 Started: 27 Classified: 26 Not classified: 1
 No. 30 excluded from Heat A-B / reason technical non conformity
 No. 53 time penalty 10 sec. / reason unfair driving

Margin of Victory	Ø km/h	Best Lap Tm	km/h	Best Lap by
2.030	85,781	52.462	87,492	35 - Harry WEBB

Timekeeping Ingrid and Meik Wagner:  Clerk of the course Nigel Edwards: www.mylaps.com
 Steward (Chairman) Horst Seidel: Chief Scrutineer Paul Klaassen: Licensed to: Motorsport Events
 Printed: 12.05.2012 14:11:03 posted at: h



Rotax Euro Challenge 2012 Wackersdorf

Rotax Juniors

Wackersdorf 1,275 Km

RACE 3 Qualifying Heat 1 A-B

12.05.2012 10:50

Race (8 Laps) started at 10:52:29

Lap	Time of Day	Lap Tm	S1 Tm	S2 Tm	S3 Tm
(9) Janneus ESMEIJER					
1	10:53:24.629	54.905	20.545	17.387	16.973
2	10:54:18.345	53.716	19.391	17.341	16.984
3	10:55:11.834	53.489	19.346	17.262	16.881
4	10:56:05.124	53.290	19.251	17.210	16.829
5	10:56:58.356	53.232	19.259	17.125	16.848
6	10:57:51.571	53.215	19.246	17.136	16.833
7	10:58:44.739	53.168	19.249	17.147	16.772
8	10:59:37.789	53.050	19.238	17.053	16.759
(21) Connor HALL					
1	10:53:25.002	55.183	20.645	17.522	17.016
2	10:54:18.792	53.790	19.458	17.416	16.916
3	10:55:12.367	53.575	19.339	17.318	16.918
4	10:56:06.145	53.778	19.654	17.345	16.779
5	10:56:59.569	53.424	19.325	17.258	16.841
6	10:57:52.827	53.258	19.188	17.209	16.861
7	10:58:46.214	53.387	19.381	17.159	16.847
8	10:59:39.819	53.605	19.247	17.301	17.057
(30) Joel DEPTUCH					
1	10:53:25.563	55.564	21.115	17.500	16.949
2	10:54:19.339	53.776	19.622	17.334	16.820
3	10:55:12.513	53.174	19.160	17.272	16.742
4	10:56:05.846	53.333	19.257	17.221	16.855
5	10:56:59.206	53.360	19.327	17.135	16.898
6	10:57:52.542	53.336	19.236	17.174	16.926
7	10:58:46.559	54.017	19.367	17.281	17.369
8	10:59:40.022	53.463	19.129	17.298	17.036
(38) Cem BOLUKBASI					
1	10:53:25.818	55.726	21.202	17.525	16.999
2	10:54:20.186	54.368	19.790	17.470	17.108
3	10:55:13.874	53.688	19.529	17.311	16.848
4	10:56:07.959	54.085	19.283	17.894	16.908
5	10:57:01.193	53.234	19.189	17.181	16.864
6	10:57:54.144	52.951	18.947	17.197	16.807
7	10:58:47.181	53.037	19.008	17.222	16.807
8	10:59:40.266	53.085	18.860	17.087	17.138
(40) Jan JONCK					
1	10:53:27.225	56.651	22.144	17.514	16.993
2	10:54:20.597	53.372	19.238	17.290	16.844
3	10:55:14.332	53.735	19.461	17.303	16.971
4	10:56:07.891	53.559	19.150	17.390	17.019
5	10:57:01.260	53.369	19.376	17.185	16.808
6	10:57:54.219	52.959	19.059	17.122	16.778
7	10:58:47.251	53.032	19.085	17.200	16.747
8	10:59:40.359	53.108	19.011	17.134	16.963
(89) Joseph BURTON-HARRIS					
1	10:53:28.922	58.978	24.100	17.677	17.201
2	10:54:22.354	53.432	19.267	17.284	16.881
3	10:55:16.489	54.135	19.282	17.776	17.077
4	10:56:09.512	53.023	19.061	17.175	16.787
5	10:57:02.750	53.238	19.021	17.185	17.032
6	10:57:55.827	53.077	19.117	17.153	16.807
7	10:58:48.784	52.957	19.022	17.139	16.796
8	10:59:41.582	52.798	19.077	17.026	16.695
(25) Jack BARTHOLOMEW					
1	10:53:28.650	57.854	23.100	17.634	17.120
2	10:54:21.942	53.292	19.256	17.278	16.758
3	10:55:16.567	54.625	19.691	17.891	17.043
4	10:56:09.626	53.059	19.270	17.090	16.699
5	10:57:03.254	53.628	19.105	17.159	17.364
6	10:57:56.355	53.101	19.200	17.167	16.734
7	10:58:49.043	52.688	18.971	16.993	16.724
8	10:59:42.002	52.959	19.102	17.156	16.701
(69) Ryan ANDERTON					
1	10:53:25.363	55.460	20.709	17.617	17.134

Lap	Time of Day	Lap Tm	S1 Tm	S2 Tm	S3 Tm
2	10:54:19.919	54.556	20.002	17.478	17.076
3	10:55:14.263	54.344	19.971	17.322	17.051
4	10:56:08.205	53.942	19.653	17.415	16.874
5	10:57:01.918	53.713	19.446	17.348	16.919
6	10:57:55.371	53.453	19.388	17.201	16.864
7	10:58:48.943	53.572	19.245	17.487	16.840
8	10:59:42.313	53.370	19.419	17.221	16.730
(68) Vince HERCSIK					
1	10:53:27.740	57.258	22.762	17.510	16.986
2	10:54:21.463	53.723	19.359	17.374	16.990
3	10:55:15.639	54.176	19.849	17.347	16.980
4	10:56:09.222	53.583	19.320	17.293	16.970
5	10:57:03.302	54.080	19.041	17.233	17.806
6	10:57:57.032	53.730	19.616	17.230	16.884
7	10:58:50.102	53.070	19.117	17.094	16.859
8	10:59:43.154	53.052	19.108	17.177	16.767
(35) Harry WEBB					
1	10:53:30.988	1:00.949	25.967	17.680	17.302
2	10:54:24.756	53.768	19.712	17.226	16.830
3	10:55:17.996	53.240	19.006	17.280	16.954
4	10:56:12.273	54.277	19.209	17.463	17.605
5	10:57:05.474	53.201	19.256	17.158	16.787
6	10:57:58.497	53.023	19.108	17.068	16.847
7	10:58:51.122	52.625	18.926	16.958	16.741
8	10:59:43.584	52.462	18.882	16.966	16.614
(54) Jay GOODWIN					
1	10:53:31.870	1:01.612	26.895	17.649	17.068
2	10:54:25.815	53.945	19.447	17.552	16.946
3	10:55:19.348	53.533	19.429	17.259	16.845
4	10:56:12.653	53.305	19.060	17.181	17.064
5	10:57:06.763	54.110	19.388	17.432	17.290
6	10:57:59.597	52.834	19.012	17.116	16.706
7	10:58:53.397	53.800	19.584	17.180	17.036
8	10:59:47.780	54.383	20.207	17.287	16.889
(61) Josh WHITE					
1	10:53:32.684	1:02.528	27.587	17.766	17.175
2	10:54:26.714	54.030	19.920	17.351	16.759
3	10:55:20.565	53.851	19.634	17.266	16.951
4	10:56:14.462	53.897	19.429	17.365	17.103
5	10:57:07.604	53.142	19.251	17.046	16.845
6	10:58:01.183	53.579	19.373	17.383	16.823
7	10:58:54.292	53.109	19.127	17.202	16.780
8	10:59:49.088	54.796	19.589	18.019	17.188
(78) Jakub KADLCAK					
1	10:53:29.625	58.639	23.854	17.696	17.089
2	10:54:23.550	53.925	19.834	17.220	16.871
3	10:55:17.645	54.095	19.276	17.421	17.398
4	10:56:11.579	53.934	19.345	17.457	17.132
5	10:57:06.331	54.752	20.038	17.665	17.049
6	10:57:59.423	53.092	19.069	17.162	16.861
7	10:58:53.704	54.281	19.625	17.165	17.491
8	10:59:49.167	55.463	20.106	17.998	17.359
(50) Lennert VAN BOGAERT					
1	10:53:29.502	58.951	23.351	18.208	17.392
2	10:54:23.356	53.854	19.507	17.403	16.944
3	10:55:17.373	54.017	19.252	17.427	17.338
4	10:56:11.501	54.128	19.294	17.588	17.246
5	10:57:07.417	55.916	20.157	18.211	17.548
6	10:58:01.990	54.573	19.733	17.478	17.362
7	10:58:55.399	53.409	19.120	17.156	17.133
8	10:59:49.256	53.857	19.136	17.782	16.939
(19) Tobias HOLM					
1	10:53:29.419	58.313	23.297	17.833	17.183
2	10:54:24.261	54.842	20.364	17.556	16.922
3	10:55:17.919	53.658	19.157	17.392	17.109
4	10:56:15.093	57.174	21.728	17.850	17.596

Timekeeping Ingrid and Meik Wagner:



Clerk of the course Nigel Edwards:

Steward (Chairman) Horst Seidel:

Chief Scrutineer Paul Klaassen:

Licensed to: Motorsport Events



Rotax Euro Challenge 2012 Wackersdorf

Rotax Juniors

Wackersdorf 1,275 Km

RACE 3 Qualifying Heat 1 A-B

12.05.2012 10:50

Race (8 Laps) started at 10:52:29

Lap	Time of Day	Lap Tm	S1 Tm	S2 Tm	S3 Tm
5	10:57:08.275	53.182	19.087	17.249	16.846
6	10:58:02.568	54.293	19.172	17.551	17.570
7	10:58:55.643	53.075	18.964	17.105	17.006
8	10:59:49.369	53.726	19.043	17.814	16.869

Lap	Time of Day	Lap Tm	S1 Tm	S2 Tm	S3 Tm
8	10:59:51.599	53.420	19.219	17.264	16.937

(67) William TAYLFORTH

1	10:53:29.114	58.826	23.409	17.666	17.751
2	10:54:23.007	53.893	19.505	17.346	17.042
3	10:55:17.192	54.185	19.395	17.472	17.318
4	10:56:12.159	54.967	19.280	18.106	17.581
5	10:57:07.073	54.914	20.138	17.684	17.092
6	10:58:02.953	55.880	19.831	18.305	17.744
7	10:58:56.322	53.369	19.195	17.220	16.954
8	10:59:49.887	53.565	19.096	17.446	17.023

(87) Tom MEIJER

1	10:53:32.611	1:02.415	25.996	18.412	18.007
2	10:54:27.529	54.918	20.381	17.514	17.023
3	10:55:21.798	54.269	19.543	17.367	17.359
4	10:56:15.742	53.944	19.521	17.378	17.045
5	10:57:12.173	56.431	20.701	18.021	17.709
6	10:58:06.928	54.755	19.519	17.415	17.821
7	10:59:01.793	54.865	19.845	17.823	17.197
8	10:59:55.891	54.098	19.549	17.460	17.089

(37) Shayur HARPAL

1	10:53:32.847	1:01.812	27.257	17.495	17.060
2	10:54:26.585	53.738	19.551	17.402	16.785
3	10:55:20.875	54.290	19.879	17.433	16.978
4	10:56:14.925	54.050	19.437	17.410	17.203
5	10:57:07.965	53.040	18.948	17.202	16.890
6	10:58:02.337	54.372	19.356	17.552	17.464
7	10:58:55.776	53.439	18.978	17.132	17.329
8	10:59:50.182	54.406	19.186	18.048	17.172

(29) Teodor MORIN

1	10:53:32.326	1:01.041	25.660	17.954	17.427
2	10:54:26.510	54.184	19.500	17.676	17.008
3	10:55:21.475	54.965	20.037	17.525	17.403
4	10:56:15.487	54.012	19.364	17.407	17.241
5	10:57:12.503	57.016	21.295	17.884	17.837
6	10:58:06.819	54.316	19.396	17.528	17.392
7	10:59:02.087	55.268	19.462	18.627	17.179
8	10:59:56.054	53.967	19.378	17.549	17.040

(28) Shanaka CLAY

1	10:53:34.185	1:03.512	27.991	18.143	17.378
2	10:54:28.665	54.480	19.623	17.567	17.290
3	10:55:22.793	54.128	19.586	17.487	17.055
4	10:56:16.514	53.721	19.265	17.430	17.026
5	10:57:10.003	53.489	19.191	17.374	16.924
6	10:58:03.281	53.278	19.122	17.268	16.888
7	10:58:56.756	53.475	19.210	17.404	16.861
8	10:59:50.425	53.669	18.990	17.387	17.292

(53) Guan Yu ZHOU

1	10:53:27.466	57.124	22.074	17.989	17.061
2	10:54:21.632	54.166	19.905	17.408	16.853
3	10:55:18.280	56.648	20.108	17.750	18.790
4	10:56:28.490	1:10.210	19.255	17.248	33.707
5	10:57:22.879	54.389	19.579	17.781	17.029
6	10:58:16.569	53.690	19.319	17.283	17.088
7	10:59:10.065	53.496	19.269	17.284	16.943
8	11:00:03.553	53.488	19.247	17.231	17.010

(72) Pavel SRDINKO

1	10:53:30.732	59.159	23.975	17.744	17.440
2	10:54:25.213	54.481	20.138	17.478	16.865
3	10:55:20.087	54.874	20.610	17.420	16.844
4	10:56:15.285	55.198	20.094	17.855	17.249
5	10:57:08.824	53.539	19.395	17.291	16.853
6	10:58:02.755	53.931	19.363	17.228	17.340
7	10:58:56.873	54.118	19.640	17.560	16.918
8	10:59:50.509	53.636	19.449	17.283	16.904

(36) Henrique BAPTISTA

1	10:53:29.844	58.685	22.837	18.652	17.196
2	10:54:23.864	54.020	19.718	17.467	16.835
3	10:55:17.516	53.652	19.331	17.368	16.953
4	10:56:34.617	1:17.101	19.342	18.031	39.728
5	10:57:28.645	54.028	19.654	17.400	16.974
6	10:58:22.426	53.781	19.565	17.278	16.938
7	10:59:16.153	53.727	19.519	17.313	16.895
8	11:00:09.778	53.625	19.516	17.248	16.861

(23) Remo RAHULA

1	10:53:31.368	59.966	24.939	18.004	17.023
2	10:54:25.515	54.147	19.766	17.467	16.914
3	10:55:19.796	54.281	19.979	17.381	16.921
4	10:56:13.422	53.626	19.355	17.217	17.054
5	10:57:07.320	53.898	19.328	17.419	17.151
6	10:58:00.486	53.166	19.031	17.227	16.908
7	10:58:54.151	53.665	19.614	17.207	16.844
8	10:59:50.707	56.556	19.906	18.685	17.965

(66) Peter HUBER

1	10:53:30.859	1:00.119	24.053	18.325	17.741
2	10:54:26.258	55.399	20.192	18.198	17.009
3	10:55:21.557	55.299	19.661	18.111	17.527
4	10:56:16.009	54.452	19.971	17.517	16.964
5	10:57:09.875	53.866	19.468	17.369	17.029
6	10:58:03.555	53.680	19.553	17.287	16.840
7	10:58:57.273	53.718	19.339	17.394	16.985
8	10:59:50.808	53.535	19.298	17.223	17.014

(65) Emilien CARDE

1	10:53:34.527	1:03.509	28.285	17.889	17.335
2	10:54:29.233	54.706	19.876	17.618	17.212
3	10:55:23.322	54.089	19.501	17.467	17.121
4	10:56:17.001	53.679	19.294	17.340	17.045
5	10:57:10.944	53.943	19.415	17.378	17.150
6	10:58:04.540	53.596	19.293	17.307	16.996
7	10:58:58.179	53.639	19.360	17.254	17.025

Timekeeping Ingrid and Meik Wagner:



Clerk of the course Nigel Edwards:

Steward (Chairman) Horst Seidel:

Chief Scrutineer Paul Klaassen:

www.mylaps.com
Licensed to: Motorsport Events



Rotax Euro Challenge 2012 Wackersdorf

Rotax Juniors Wackersdorf 1,275 Km

RACE 4 Qualifying Heat 2 C-D -NEW- 12.05.2012 11:10

Race (8 Laps) started at 11:12:20

Pos	No.	Name	Nat.	Chassis	Race Team	Laps	Total Tm	Diff	Best Tm	In Lap	km/h	Points
1	73	Lando NORRIS	GBR	Tonykart	RL Racing Dept Ltd	8	9:02.186		54.832	8	83,710	0
2	98	Sam SCHIPPERS	NED	Intrepid	Team TKP	8	9:08.488	6.302	54.903	8	83,602	2
3	15	Lars LAMBORELLE	NED	Intrepid	Team TKP	8	9:08.637	6.451	54.407	8	84,364	3
4	77	Fazio FRANSSSEN	NED	Formula K	Formula K Europe	8	9:09.243	7.057	54.481	8	84,250	4
5	26	Jessica BACKMAN	SWE	Tonykart	Strawberry Racing	8	9:09.492	7.306	54.373	8	84,417	5
6	45	Sven VAN DER SLIK	NED	Intrepid	Team TKP	8	9:10.605	8.419	54.706	8	83,903	6
7	34	Pepijn STEEMAN	NED	Gillard	DFK	8	9:13.913	11.727	54.842	8	83,695	7
8	71	Florian WIESINGER	AUT	DR	VPDR	8	9:14.153	11.967	55.044	7	83,388	8
9	16	Ryo HIROOKA	JPN	DR	VPDR	8	9:14.286	12.100	54.829	8	83,715	9
10	48	Frida GRANDIN	SWE	Kosmic	Soda Kart	8	9:16.549	14.363	54.673	8	83,954	10
11	17	Ralf ARON	EST	Tonykart	Aix Racing	8	9:17.046	14.860	54.990	8	83,470	11
12	42	Berkay BESLER	TUR	Tonykart	DNR Racing/Bouvin Power	8	9:17.099	14.913	54.346	8	84,459	12
13	64	Momo OKUDA	JPN	DR	VPDR	8	9:17.285	15.099	54.276	8	84,568	13
14	20	Nico MÜLLER	GER	DR	VPDR	8	9:18.650	16.464	54.301	8	84,529	14
15	56	Thomas SALVA	CZE	MS Kart	MS Kart Racing Team	8	9:19.619	17.433	55.303	8	82,997	15
16	49	Max AITKEN	GBR	Formula K	Protrain Racing	8	9:19.862	17.676	55.111	8	83,286	16
17	60	Jan FILIP	CZE	Maranello	OK Kart	8	9:20.018	17.832	55.109	8	83,289	17
18	18	Thomas PREINING	AUT	Formula K	Protrain Racing	8	9:20.861	18.675	55.595	8	82,561	18
19	70	Max TIMMERMANS	BEL	Formula K	Formula K Europe	8	9:21.178	18.992	55.357	8	82,916	19
20	74	Jai NIJJAR	GBR	Tonykart	Chris Rogers Motorsport	8	9:21.183	18.997	55.533	8	82,654	20
21	85	Ermo PIHTJOE	EST	Sodikart	Aix Racing Team	8	9:21.504	19.318	56.350	8	81,455	21
22	52	Boris KOLFF	NED	Intrepid	Team TKP	8	9:29.277	27.091	54.630	8	84,020	22
23	57	Jonathan JUDEK	GER	FK	KM Racing	8	9:32.546	30.360	55.360	8	82,912	23
24	59	Julius COLLIANDER CELIK	SWE	Kosmic	Soda Kart	8	9:49.853	47.667	56.715	8	80,931	24
25	44	Ameer HASSAN	LIB	Formula K	Formula K Europe		0.649	8 Laps		0	-	25

Not classified

DQ	86	Max HOFER	AUT	Birel	Speedworld Academy	8	9:17.628	DQ	53.877	8	85,194	29
----	----	-----------	-----	-------	--------------------	---	----------	----	--------	---	--------	----

Announcements
 These results are provisional until the conclusion of any judicial and technical matters
 Started: 26 Classified: 25 Not classified: 1
 No. 86 excluded from Heat C-D / reason technical non conformity

Margin of Victory	Ø km/h	Best Lap Tm	km/h	Best Lap by
6.302	67,726	54.276	84,568	64 - Momo OKUDA

Timekeeping Ingrid and Meik Wagner: Clerk of the course Nigel Edwards: www.mylaps.com
 Steward (Chairman) Horst Seidel: Chief Scrutineer Paul Klaassen: Licensed to: Motorsport Events
 Printed: 12.05.2012 12:58:38 posted at: h



Rotax Euro Challenge 2012 Wackersdorf

Rotax Juniors

Wackersdorf 1,275 Km

RACE 4 Qualifying Heat 2 C-D

12.05.2012 11:10

Race (8 Laps) started at 11:12:20

Lap	Time of Day	Lap Tm	S1 Tm	S2 Tm	S3 Tm	Lap	Time of Day	Lap Tm	S1 Tm	S2 Tm	S3 Tm						
(73) Lando NORRIS																	
1	11:13:43.295	1:23.161	29.460	28.446	25.255	2	11:15:05.497	1:22.913	30.317	26.793	25.803						
2	11:15:02.959	1:19.664	28.090	26.132	25.442	3	11:16:26.605	1:21.108	29.299	26.970	24.839						
3	11:16:21.776	1:18.817	29.011	25.729	24.077	4	11:17:42.314	1:15.709	28.094	24.223	23.392						
4	11:17:31.976	1:10.200	25.742	22.257	22.201	5	11:18:46.431	1:04.117	23.937	20.214	19.966						
5	11:18:34.809	1:02.833	23.255	20.343	19.235	6	11:19:43.914	57.483	21.167	18.435	17.881						
6	11:19:31.964	57.155	20.966	18.446	17.743	7	11:20:38.958	55.044	19.809	17.799	17.436						
7	11:20:27.393	55.429	20.017	17.967	17.445	8	11:21:34.192	55.234	20.270	17.677	17.287						
8	11:21:22.225	54.832	19.877	17.667	17.288	(16) Ryo HIROOKA											
(98) Sam SCHIPPERS																	
1	11:13:39.938	1:19.849	28.402	26.898	24.549	1	11:13:51.389	1:30.917	33.415	30.555	26.947						
2	11:15:08.214	1:28.276	28.117	34.151	26.008	2	11:15:12.921	1:21.532	29.442	27.443	24.647						
3	11:16:25.313	1:17.099	27.558	25.496	24.045	3	11:16:31.885	1:18.964	28.879	26.685	23.400						
4	11:17:37.880	1:12.567	26.604	23.664	22.299	4	11:17:44.584	1:12.699	26.489	24.059	22.151						
5	11:18:41.014	1:03.134	23.602	20.100	19.432	5	11:18:47.343	1:02.759	23.173	20.471	19.115						
6	11:19:38.238	57.224	20.945	18.348	17.931	6	11:19:44.621	57.278	21.524	18.167	17.587						
7	11:20:33.624	55.386	20.102	17.854	17.430	7	11:20:39.496	54.875	19.790	17.700	17.385						
8	11:21:28.527	54.903	19.843	17.694	17.366	8	11:21:34.325	54.829	19.887	17.684	17.258						
(15) Lars LAMBORELLE																	
1	11:13:42.195	1:21.739	28.885	27.715	25.139	(48) Frida GRANDIN											
2	11:15:02.070	1:19.875	28.648	26.366	24.861	1	11:13:44.239	1:23.590	29.386	28.311	25.893						
3	11:16:24.007	1:21.937	31.156	26.383	24.398	2	11:15:07.091	1:22.852	29.062	28.341	25.449						
4	11:17:38.254	1:14.247	27.472	24.784	21.991	3	11:16:27.833	1:20.742	29.934	26.478	24.330						
5	11:18:42.434	1:04.180	24.119	20.684	19.377	4	11:17:42.414	1:14.581	26.467	24.858	23.256						
6	11:19:39.252	56.818	20.770	18.272	17.776	5	11:18:46.422	1:04.008	23.541	20.099	20.368						
7	11:20:34.269	55.017	19.928	17.751	17.338	6	11:19:45.531	59.109	22.722	18.717	17.670						
8	11:21:28.676	54.407	19.753	17.549	17.105	7	11:20:41.915	56.384	20.747	18.207	17.430						
(77) Fazio FRANSSSEN																	
1	11:13:49.437	1:28.665	37.392	26.000	25.273	8	11:21:36.588	54.673	19.714	17.737	17.222						
2	11:15:11.501	1:22.064	30.396	26.398	25.270	(17) Ralf ARON											
3	11:16:29.134	1:17.633	27.926	25.616	24.091	1	11:13:50.190	1:28.610	35.530	26.428	26.652						
4	11:17:39.264	1:10.130	25.361	23.066	21.703	2	11:15:14.743	1:24.553	29.855	29.032	25.666						
5	11:18:42.069	1:02.805	23.329	20.021	19.455	3	11:16:33.187	1:18.444	28.665	26.450	23.329						
6	11:19:39.699	57.630	20.814	18.752	18.064	4	11:17:43.088	1:09.901	25.447	23.182	21.272						
7	11:20:34.801	55.102	19.846	17.925	17.331	5	11:18:47.113	1:04.025	24.276	20.263	19.486						
8	11:21:29.282	54.481	19.576	17.715	17.190	6	11:19:45.639	58.526	21.999	18.961	17.566						
(26) Jessica BACKMAN																	
1	11:13:46.438	1:25.472	32.468	27.485	25.519	7	11:20:42.095	56.456	20.564	18.524	17.368						
2	11:15:11.938	1:25.500	30.297	28.773	26.430	8	11:21:37.085	54.990	20.069	17.749	17.172						
3	11:16:31.673	1:19.735	29.035	26.770	23.930	(42) Berkay BESLER											
4	11:17:41.204	1:09.531	25.327	22.900	21.304	1	11:13:57.200	1:36.477	44.481	27.186	24.810						
5	11:18:43.168	1:01.964	22.726	19.998	19.240	2	11:15:17.738	1:20.538	29.122	26.341	25.075						
6	11:19:40.145	56.977	20.819	18.390	17.768	3	11:16:36.519	1:18.781	28.525	26.528	23.728						
7	11:20:35.158	55.013	19.697	17.853	17.463	4	11:17:48.552	1:12.033	26.893	23.534	21.606						
8	11:21:29.531	54.373	19.497	17.627	17.249	5	11:18:49.635	1:01.083	22.233	20.162	18.688						
(45) Sven VAN DER SLIK																	
1	11:13:45.524	1:25.011	32.528	27.097	25.386	6	11:19:46.649	57.014	21.423	18.196	17.395						
2	11:15:08.986	1:23.462	29.989	27.860	25.613	7	11:20:42.792	56.143	20.398	18.306	17.439						
3	11:16:30.360	1:21.374	30.943	27.040	23.391	8	11:21:37.138	54.346	19.148	18.097	17.101						
4	11:17:41.857	1:11.497	25.542	23.607	22.348	(64) Momo OKUDA											
5	11:18:43.870	1:02.013	22.799	19.936	19.278	1	11:13:50.582	1:29.985	33.068	30.054	26.863						
6	11:19:40.789	56.919	20.886	18.347	17.686	2	11:15:16.112	1:25.530	30.016	29.409	26.105						
7	11:20:35.938	55.149	19.953	17.925	17.271	3	11:16:37.453	1:21.341	29.465	28.194	23.682						
8	11:21:30.644	54.706	19.756	17.793	17.157	4	11:17:50.457	1:13.004	27.448	23.877	21.679						
(34) Pepijn STEEMAN																	
1	11:13:38.558	1:18.519	27.207	26.430	24.882	5	11:18:50.133	59.676	21.923	19.041	18.712						
2	11:15:13.745	1:35.187	27.834	42.222	25.131	6	11:19:46.920	56.787	21.261	18.137	17.389						
3	11:16:33.291	1:19.546	28.900	27.202	23.444	7	11:20:43.048	56.128	20.336	18.232	17.560						
4	11:17:43.605	1:10.314	25.778	23.037	21.499	8	11:21:37.324	54.276	19.677	17.449	17.150						
5	11:18:46.785	1:03.180	23.958	20.193	19.029	(86) Max HOFER											
6	11:19:44.159	57.374	21.312	18.435	17.627	1	11:13:56.706	1:35.253	39.891	28.551	26.811						
7	11:20:39.110	54.951	19.833	17.802	17.316	2	11:15:19.044	1:22.338	30.288	26.680	25.370						
8	11:21:33.952	54.842	19.902	17.646	17.294	3	11:16:36.775	1:17.731	28.469	25.441	23.821						
(71) Florian WIESINGER																	
1	11:13:42.584	1:22.305	28.403	27.389	26.513	4	11:17:47.815	1:11.040	26.743	22.950	21.347						
(20) Nico MÜLLER																	
1	11:14:06.153	1:45.282	30.726	49.343	25.213	5	11:18:49.271	1:01.456	23.166	18.953	19.337						
2	11:15:23.906	1:17.753	28.372	24.732	24.649	6	11:19:46.368	57.097	21.573	18.161	17.363						
3	11:16:43.438	1:19.532	26.458	30.454	22.620	7	11:20:43.790	57.422	20.450	18.759	18.213						
4	11:17:50.719	1:07.281	23.456	22.270	21.555	8	11:21:37.667	53.877	19.513	17.374	16.990						



Rotax Euro Challenge 2012 Wackersdorf

Rotax Juniors

Wackersdorf 1,275 Km

RACE 4 Qualifying Heat 2 C-D

12.05.2012 11:10

Race (8 Laps) started at 11:12:20

Lap	Time of Day	Lap Tm	S1 Tm	S2 Tm	S3 Tm
5	11:18:50.692	59.973	22.164	18.908	18.901
6	11:19:47.997	57.305	20.977	18.327	18.001
7	11:20:44.388	56.391	20.068	17.728	18.595
8	11:21:38.689	54.301	19.582	17.487	17.232

(56) Thomas SALVA

1	11:14:01.435	1:41.242	27.892	48.030	25.320
2	11:15:23.018	1:21.583	28.831	27.862	24.890
3	11:16:41.207	1:18.189	28.568	26.378	23.243
4	11:17:51.092	1:09.885	24.333	23.037	22.515
5	11:18:51.343	1:00.251	22.510	18.964	18.777
6	11:19:48.071	56.728	20.148	18.922	17.658
7	11:20:44.355	56.284	20.236	17.805	18.243
8	11:21:39.658	55.303	19.935	18.047	17.321

(49) Max AITKEN

1	11:14:04.775	1:44.449	30.055	48.590	25.804
2	11:15:25.678	1:20.903	28.404	26.547	25.952
3	11:16:40.509	1:14.831	27.301	25.180	22.350
4	11:17:48.845	1:08.336	24.695	22.618	21.023
5	11:18:50.540	1:01.695	23.174	19.542	18.979
6	11:19:48.400	57.860	21.371	18.352	18.137
7	11:20:44.790	56.390	20.178	18.279	17.933
8	11:21:39.901	55.111	19.579	17.725	17.807

(60) Jan FILIP

1	11:13:48.459	1:26.822	33.556	27.321	25.945
2	11:15:12.075	1:23.616	28.055	29.076	26.485
3	11:16:32.982	1:20.907	30.386	27.103	23.418
4	11:17:45.929	1:12.947	26.050	23.805	23.092
5	11:18:49.178	1:03.249	23.250	19.972	20.027
6	11:19:48.632	59.454	22.354	19.211	17.889
7	11:20:44.948	56.316	20.488	18.078	17.750
8	11:21:40.057	55.109	19.718	18.094	17.297

(18) Thomas PREINING

1	11:13:46.054	1:25.684	29.574	28.876	27.234
2	11:15:13.310	1:27.256	30.675	28.857	27.724
3	11:16:36.356	1:23.046	29.780	28.639	24.627
4	11:17:51.196	1:14.840	26.580	24.716	23.544
5	11:18:52.343	1:01.147	23.982	19.031	18.134
6	11:19:48.440	56.097	20.175	18.081	17.841
7	11:20:45.305	56.865	21.125	17.870	17.870
8	11:21:40.900	55.595	19.584	18.373	17.638

(70) Max TIMMERMANS

1	11:13:43.928	1:23.690	29.475	27.997	26.218
2	11:15:07.832	1:23.904	30.389	27.358	26.157
3	11:16:29.441	1:21.609	30.863	26.039	24.707
4	11:17:42.607	1:13.166	26.235	24.509	22.422
5	11:18:49.108	1:06.501	25.295	21.029	20.177
6	11:19:47.647	58.539	21.523	19.081	17.935
7	11:20:45.860	58.213	21.010	18.712	18.491
8	11:21:41.217	55.357	20.261	17.717	17.379

(74) Jai NIJJAR

1	11:13:48.592	1:27.060	33.457	27.725	25.878
2	11:15:10.978	1:22.386	29.136	27.556	25.694
3	11:16:31.910	1:20.932	28.726	27.488	24.718
4	11:17:47.191	1:15.281	26.677	23.385	25.219
5	11:18:51.025	1:03.834	24.230	19.854	19.750
6	11:19:48.694	57.669	21.258	18.603	17.808
7	11:20:45.689	56.995	20.554	18.371	18.070
8	11:21:41.222	55.533	19.777	17.906	17.850

(85) Ermo PIHTJOE

1	11:13:48.975	1:26.346	30.626	28.754	26.966
2	11:15:14.690	1:25.715	30.693	28.607	26.415
3	11:16:34.098	1:19.408	29.359	27.579	22.470
4	11:17:45.495	1:11.397	25.296	23.735	22.366
5	11:18:48.650	1:03.155	23.924	19.952	19.279
6	11:19:46.072	57.422	20.970	18.676	17.776
7	11:20:45.193	59.121	20.569	19.016	19.536

Lap	Time of Day	Lap Tm	S1 Tm	S2 Tm	S3 Tm
8	11:21:41.543	56.350	21.084	17.960	17.306

(52) Boris KOLFF


1	11:13:44.451	1:22.583	30.176	27.469	24.938
2	11:15:07.014	1:22.563	30.035	27.457	25.071
3	11:16:27.950	1:20.936	30.223	26.376	24.337
4	11:18:03.078	1:35.128	26.135	25.266	43.727
5	11:19:03.206	1:00.128	22.709	19.322	18.097
6	11:19:59.387	56.181	20.538	18.127	17.516
7	11:20:54.686	55.299	20.010	17.961	17.328
8	11:21:49.316	54.630	19.699	17.737	17.194

(57) Jonathan JUDEK

1	11:14:19.769	1:57.822	1:06.168	26.566	25.088
2	11:15:38.735	1:18.966	26.851	27.531	24.584
3	11:16:51.106	1:12.371	25.979	24.586	21.806
4	11:18:03.693	1:12.587	26.076	25.747	20.764
5	11:19:04.612	1:00.919	23.193	19.145	18.581
6	11:20:01.535	56.923	20.792	18.316	17.815
7	11:20:57.225	55.690	20.172	17.975	17.543
8	11:21:52.585	55.360	20.176	17.899	17.285

(59) Julius COLLIANDER CELIK

1	11:13:55.520	1:33.356	35.401	27.009	30.946
2	11:15:29.984	1:34.464	34.589	28.376	31.499
3	11:16:50.980	1:20.996	30.757	27.137	23.102
4	11:18:12.083	1:21.103	26.194	31.468	23.441
5	11:19:17.557	1:05.474	24.968	21.369	19.137
6	11:20:16.133	58.576	21.546	19.050	17.980
7	11:21:13.177	57.044	20.830	18.644	17.570
8	11:22:09.892	56.715	20.804	18.356	17.555

Timekeeping Ingrid and Meik Wagner: 

Clerk of the course Nigel Edwards:

www.mylaps.com

Steward (Chairman) Horst Seidel:

Chief Scrutineer Paul Klaassen:

Licensed to: Motorsport Events



Rotax Euro Challenge 2012 Wackersdorf

Rotax Juniors

Wackersdorf 1,275 Km

RACE 10 Qualifying Heat 3 B-C **-NEW-**

12.05.2012 13:40


Race (8 Laps) started at 13:42:08

Pos	No.	Name	Nat.	Chassis	Race Team	Laps	Total Tm	Diff	Best Tm	In Lap	km/h	Points
1	98	Sam SCHIPPERS	NED	Intrepid	Team TKP	8	7:09.967		52.891	6	86,782	0
2	53	Guan Yu ZHOU	GBR	Tonykart	Strawberry Racing	8	7:10.420	0.453	52.711	6	87,079	2
3	54	Jay GOODWIN	GBR	Tonykart	Strawberry Racing	8	7:10.694	0.727	53.029	7	86,556	3
4	18	Thomas PREINING	AUT	Formula K	Protrain Racing	8	7:11.630	1.663	52.712	7	87,077	4
5	15	Lars LAMBORELLE	NED	Intrepid	Team TKP	8	7:11.703	1.736	52.565	6	87,320	5
6	89	Joseph BURTON-HARRIS	AUS	Formula K	Formula K Europe	8	7:11.978	2.011	53.348	6	86,039	6
7	64	Momo OKUDA	JPN	DR	VPDR	8	7:12.147	2.180	53.023	6	86,566	7
8	56	Thomas SALVA	CZE	MS Kart	MS Kart Racing Team	8	7:12.315	2.348	52.902	7	86,764	8
9	35	Harry WEBB	GBR	Tonykart	Strawberry Racing	8	7:12.598	2.631	53.461	4	85,857	9
10	50	Lennert VAN BOGAERT	BEL	Maranello	EGP	8	7:12.786	2.819	52.939	7	86,704	10
11	20	Nico MÜLLER	GER	DR	VPDR	8	7:13.102	3.135	52.775	8	86,973	11
12	77	Fazio FRANSSSEN	NED	Formula K	Formula K Europe	8	7:13.586	3.619	52.577	7	87,301	12
13	25	Jack BARTHOLOMEW	GBR	Zanardi	Coles Racing	8	7:14.210	4.243	52.600	8	87,262	13
14	65	Emilien CARDE	FRA	Sodikart	Matec Competition	8	7:14.817	4.850	52.839	8	86,868	14
15	28	Shanaka CLAY	SRL	Tonykart	TBA	8	7:17.275	7.308	52.567	8	87,317	15
16	36	Henrique BAPTISTA	POR	Kosmic	Paul Carr Racing	8	7:19.236	9.269	53.148	8	86,363	16
17	17	Ralf ARON	EST	Tonykart	Aix Racing	8	7:19.383	9.416	53.080	5	86,473	17
18	44	Ameer HASSAN	LIB	Formula K	Formula K Europe	8	7:20.072	10.105	52.915	7	86,743	18
19	85	Ermo PIHTJOE	EST	Sodikart	Aix Racing Team	8	7:21.780	11.813	53.376	6	85,994	19
20	61	Josh WHITE	GBR	Tonykart	RL Racing Dept Ltd	8	7:22.082	12.115	53.086	6	86,463	20
21	29	Teodor MORIN	SWE	Kosmic	Soda Kart	8	7:22.744	12.777	53.463	8	85,854	21
22	57	Jonathan JUDEK	GER	FK	KM Racing	8	7:22.836	12.869	53.279	8	86,150	22
23	37	Shayur HARPAL	RSA	Kosmic	Paul Carr Racing	8	7:28.508	18.541	53.082	8	86,470	23
24	72	Pavel SRDINKO	CZE	Sassport	SRDAS	8	7:33.084	23.117	53.206	7	86,268	24
25	74	Jai NIJJAR	GBR	Tonykart	Chris Rogers Motorsport	7	6:27.415	1 Lap	52.520	7	87,395	25
26	71	Florian WIESINGER	AUT	DR	VPDR	7	6:59.926	1 Lap	54.888	2	83,625	26

Announcements

These results are provisional until the conclusion of any judicial and technical matters
 Started: 26 Classified: 26 Not classified: 0
 No. 61 time penalty 10 sec. / reason unfair driving

Margin of Victory	Ø km/h	Best Lap Tm	km/h	Best Lap by
0.453	85,402	52.520	87,395	74 - Jai NIJJAR

Timekeeping Ingrid and Meik Wagner:  Clerk of the course Nigel Edwards: www.mylaps.com
 Steward (Chairman) Horst Seidel: Chief Scrutineer Paul Klaassen: Licensed to: Motorsport Events
 Printed: 12.05.2012 16:00:35 posted at: h



Rotax Euro Challenge 2012 Wackersdorf

Rotax Juniors

Wackersdorf 1,275 Km

RACE 10 Qualifying Heat 3 B-C

12.05.2012 13:40

Race (8 Laps) started at 13:42:08

Lap	Time of Day	Lap Tm	S1 Tm	S2 Tm	S3 Tm
5	13:46:43.537	53.319	19.152	17.232	16.935
6	13:47:36.691	53.154	19.205	17.157	16.792
7	13:48:30.448	53.757	19.318	17.526	16.913
8	13:49:23.287	52.839	18.921	17.113	16.805

(28) Shanaka CLAY

1	13:43:09.593	1:00.585	23.313	18.523	18.749
2	13:44:04.202	54.609	19.860	17.725	17.024
3	13:45:00.099	55.897	20.025	18.796	17.076
4	13:45:54.110	54.011	19.754	17.463	16.794
5	13:46:47.152	53.042	18.836	17.341	16.865
6	13:47:40.386	53.234	19.311	17.167	16.756
7	13:48:33.178	52.792	18.887	17.125	16.780
8	13:49:25.745	52.567	18.856	17.037	16.674

(36) Henrique BAPTISTA

1	13:43:09.416	59.824	23.174	18.622	18.028
2	13:44:05.157	55.741	20.169	18.059	17.513
3	13:44:59.445	54.288	19.667	17.817	16.804
4	13:45:53.342	53.897	19.717	17.298	16.882
5	13:46:47.312	53.970	19.305	17.313	17.352
6	13:47:40.753	53.441	19.437	17.195	16.809
7	13:48:34.558	53.805	19.589	17.324	16.892
8	13:49:27.706	53.148	19.025	17.284	16.839

(17) Ralf ARON

1	13:43:08.976	59.456	23.036	18.332	18.088
2	13:44:05.349	56.373	20.045	18.761	17.567
3	13:44:59.650	54.301	19.669	17.772	16.860
4	13:45:54.539	54.889	20.517	17.626	16.746
5	13:46:47.619	53.080	19.126	17.193	16.761
6	13:47:40.984	53.365	19.506	17.122	16.737
7	13:48:34.316	53.332	19.203	17.329	16.800
8	13:49:27.853	53.537	19.638	17.186	16.713

(44) Ameer HASSAN

1	13:43:08.713	59.639	23.321	18.308	18.010
2	13:44:03.658	54.945	19.703	17.470	17.772
3	13:44:58.690	55.032	20.382	17.499	17.151
4	13:45:53.754	55.064	20.888	17.368	16.808
5	13:46:47.015	53.261	19.020	17.343	16.898
6	13:47:41.968	54.953	21.012	17.223	16.718
7	13:48:34.883	52.915	19.047	17.196	16.672
8	13:49:28.542	53.659	19.354	17.423	16.882

(85) Ermo PIHTJOE

1	13:43:09.818	1:00.050	23.393	18.439	18.218
2	13:44:06.436	56.618	20.585	17.718	18.315
3	13:45:00.504	54.068	19.506	17.564	16.998
4	13:45:55.725	55.221	19.822	17.823	17.576
5	13:46:49.903	54.178	19.481	17.583	17.114
6	13:47:43.279	53.376	19.123	17.292	16.961
7	13:48:36.727	53.448	19.303	17.273	16.872
8	13:49:30.250	53.523	19.012	17.527	16.984

(29) Teodor MORIN

1	13:43:10.161	1:00.273	23.423	18.608	18.242
2	13:44:06.622	56.461	20.479	17.662	18.320
3	13:45:01.418	54.796	19.826	17.644	17.326
4	13:45:55.929	54.511	19.492	17.773	17.246
5	13:46:50.618	54.689	19.505	17.966	17.218
6	13:47:44.209	53.591	19.153	17.280	17.158
7	13:48:37.751	53.542	19.253	17.289	17.000
8	13:49:31.214	53.463	19.318	17.253	16.892

(57) Jonathan JUDEK

1	13:43:10.005	1:00.391	24.315	18.310	17.766
2	13:44:06.358	56.353	20.013	17.866	18.474
3	13:45:01.241	54.883	19.974	17.660	17.249
4	13:45:56.089	54.848	19.523	17.788	17.537
5	13:46:50.691	54.602	19.524	17.941	17.137
6	13:47:44.291	53.600	19.292	17.364	16.944
7	13:48:38.027	53.736	19.441	17.323	16.972

Lap	Time of Day	Lap Tm	S1 Tm	S2 Tm	S3 Tm
8	13:49:31.306	53.279	19.224	17.310	16.745

(37) Shayur HARPAL

1	13:43:09.269	59.784	23.343	18.437	18.004
2	13:44:04.628	55.359	19.967	18.331	17.061
3	13:44:59.270	54.642	19.771	18.016	16.855
4	13:45:52.502	53.232	19.248	17.194	16.790
5	13:46:57.282	1:04.780	29.447	18.284	17.049
6	13:47:50.639	53.357	19.279	17.250	16.828
7	13:48:43.896	53.257	19.132	17.194	16.931
8	13:49:36.978	53.082	19.084	17.214	16.784

(72) Pavel SRDINKO

1	13:43:09.082	59.675	23.297	18.378	18.000
2	13:44:03.495	54.413	19.852	17.469	17.092
3	13:44:58.650	55.155	20.180	17.410	17.565
4	13:45:52.169	53.519	19.340	17.318	16.861
5	13:47:01.477	1:09.308	34.233	18.206	16.869
6	13:47:54.774	53.297	19.187	17.262	16.848
7	13:48:47.980	53.206	19.177	17.145	16.884
8	13:49:41.554	53.574	19.529	17.214	16.831

(74) Jai NIJJAR

1	13:43:09.858	1:00.502	24.397	17.984	18.121
2	13:44:06.062	56.204	19.856	17.789	18.559
3	13:44:59.911	53.849	19.287	17.558	17.004
4	13:45:54.368	54.457	20.138	17.564	16.755
5	13:46:50.438	56.070	20.752	18.183	17.135
6	13:47:43.365	52.927	19.148	17.072	16.707
7	13:48:35.885	52.520	18.972	16.905	16.643

(71) Florian WIESINGER

1	13:43:07.509	58.769	22.222	18.316	18.231
2	13:44:02.397	54.888	19.831	17.913	17.144
3	13:44:59.038	56.641	21.648	18.048	16.945
4	13:46:17.969	1:18.931	21.519	17.725	39.687
5	13:47:15.661	57.692	22.476	17.774	17.442
6	13:48:11.263	55.602	19.656	18.149	17.797
7	13:49:08.396	57.133	19.630	17.777	19.726

Timekeeping Ingrid and Meik Wagner:



Clerk of the course Nigel Edwards:

Steward (Chairman) Horst Seidel:

Chief Scrutineer Paul Klaassen:

www.mylaps.com

Printed: 12.05.2012 13:53:04

posted at:

h

Licensed to: Motorsport Events



Rotax Euro Challenge 2012 Wackersdorf

Rotax Juniors Wackersdorf 1,275 Km

RACE 11 Qualifying Heat 4 A-D 12.05.2012 14:00


Race (8 Laps) started at 14:02:24

Pos	No.	Name	Nat.	Chassis	Race Team	Laps	Total Tm	Diff	Best Tm	In Lap	km/h	Points
1	9	Janneau ESMEIJER	NED	Intrepid	Team TKP	8	7:04.377		52.693	8	87,108	0
2	7	Kaan ONDER	TUR	Alonso	Borusan Otomotiv M/Sport	8	7:07.070	2.693	52.471	6	87,477	2
3	73	Lando NORRIS	GBR	Tonykart	RL Racing Dept Ltd	8	7:07.267	2.890	52.291	6	87,778	3
4	21	Connor HALL	GBR	Tonykart	Coles Racing	8	7:07.275	2.898	52.750	7	87,014	4
5	69	Ryan ANDERTON	GBR	Tonykart	Coles Racing	8	7:11.176	6.799	52.855	7	86,841	5
6	49	Max AITKEN	GBR	Formula K	Protrain Racing	8	7:11.458	7.081	52.616	7	87,236	6
7	38	Cem BOLUKBASI	TUR	Kosmic	Paul Carr Racing	8	7:11.548	7.171	52.553	7	87,340	7
8	70	Max TIMMERMANS	BEL	Formula K	Formula K Europe	8	7:11.730	7.353	52.493	7	87,440	8
9	40	Jan JONCK	DEN	Tonykart	RS Competition	8	7:12.292	7.915	52.344	7	87,689	9
10	34	Pepijn STEEMAN	NED	Gillard	DFK	8	7:12.358	7.981	52.462	7	87,492	10
11	68	Vince HERCSIK	HUN	Birel	Kalman Motorsport	8	7:13.215	8.838	52.727	7	87,052	11
12	30	Joel DEPTUCH	POL	Praga	Uniq Racing	8	7:15.345	10.968	53.411	6	85,937	12
13	67	William TAYLFORTH	GBR	Tonykart	Coles Racing	8	7:15.476	11.099	53.208	6	86,265	13
14	19	Tobias HOLM	DEN	Kosmic	Star Karting	8	7:16.150	11.773	52.910	6	86,751	14
15	48	Frida GRANDIN	SWE	Kosmic	Soda Kart	8	7:16.422	12.045	52.906	8	86,758	15
16	86	Max HOFER	AUT	Birel	Speedworld Academy	8	7:16.467	12.090	53.084	8	86,467	16
17	26	Jessica BACKMAN	SWE	Tonykart	Strawberry Racing	8	7:16.600	12.223	52.757	8	87,003	17
18	87	Tom MEIJER	NED	Formula K	Formula K Europe	8	7:16.954	12.577	53.274	8	86,158	18
19	52	Boris KOLFF	NED	Intrepid	Team TKP	8	7:17.266	12.889	53.120	5	86,408	19
20	59	Julius COLLIANDER CELIK	SWE	Kosmic	Soda Kart	8	7:17.695	13.318	53.118	7	86,411	20
21	78	Jakub KADLCAK	CZE	Tonykart	Gregor Racing	8	7:18.653	14.276	52.864	8	86,827	21
22	16	Ryo HIROOKA	JPN	DR	VPDR	8	7:18.784	14.407	53.316	8	86,090	22
23	45	Sven VAN DER SLIK	NED	Intrepid	Team TKP	8	7:18.947	14.570	52.820	8	86,899	23
24	66	Peter HUBER	AUT	Birel	Kalman Motorsport	8	7:19.473	15.096	53.055	8	86,514	24
25	60	Jan FILIP	CZE	Maranello	OK Kart	2	1:52.180	6 Laps	54.114	2	84,821	25
26	23	Remo RAHULA	EST	Intrepid	Talvar Racing	1	1:00.562	7 Laps	58.357	1	78,654	26
27	42	Berkay BESLER	TUR	Tonykart	DNR Racing/Bouvin Power	1	1:09.375	7 Laps	1:08.485	1	67,022	27

Announcements

These results are provisional until the conclusion of any judicial and technical matters
 No. 26 warning board
 Started: 27 Classified: 27 Not classified: 0

Margin of Victory	Ø km/h	Best Lap Tm	km/h	Best Lap by
2.693	86,527	52.291	87,778	73 - Lando NORRIS

Timekeeping Ingrid and Meik Wagner:  Clerk of the course Nigel Edwards: www.mylaps.com
 Steward (Chairman) Horst Seidel: Chief Scrutineer Paul Klaassen: Licensed to: Motorsport Events
 Printed: 12.05.2012 14:11:55 posted at: h



Rotax Euro Challenge 2012 Wackersdorf

Rotax Juniors Wackersdorf 1,275 Km

RACE 11 Qualifying Heat 4 A-D 12.05.2012 14:00

Race (8 Laps) started at 14:02:24

Lap	Time of Day	Lap Tm	S1 Tm	S2 Tm	S3 Tm	Lap	Time of Day	Lap Tm	S1 Tm	S2 Tm	S3 Tm						
(9) Janneau ESMEIJER																	
1	14:03:18.619	54.280	20.345	17.159	16.776	2	14:04:14.037	53.741	19.730	17.257	16.754						
2	14:04:11.620	53.001	19.237	17.045	16.719	3	14:05:06.971	52.934	18.993	17.094	16.847						
3	14:05:04.541	52.921	19.254	16.992	16.675	4	14:06:03.012	56.041	20.076	19.263	16.702						
4	14:05:57.477	52.936	19.203	17.066	16.667	5	14:06:56.740	53.728	19.522	17.116	17.090						
5	14:06:50.406	52.929	19.193	17.087	16.649	6	14:07:50.052	53.312	19.447	17.156	16.709						
6	14:07:43.144	52.738	19.138	16.967	16.633	7	14:08:42.545	52.493	18.907	16.974	16.612						
7	14:08:36.000	52.856	19.173	17.046	16.637	8	14:09:36.046	53.501	19.506	17.263	16.732						
8	14:09:28.693	52.693	19.056	16.899	16.738	(40) Jan JONCK											
(7) Kaan ONDER																	
1	14:03:19.749	55.138	20.669	17.653	16.816	1	14:03:22.659	57.097	22.409	17.850	16.838						
2	14:04:13.412	53.663	19.333	17.621	16.709	2	14:04:16.694	54.035	20.146	17.287	16.602						
3	14:05:06.793	53.381	19.075	17.453	16.853	3	14:05:10.265	53.571	19.417	17.280	16.874						
4	14:05:59.741	52.948	19.103	17.125	16.720	4	14:06:03.987	53.722	19.375	17.568	16.779						
5	14:06:52.543	52.802	19.032	17.125	16.645	5	14:06:58.487	54.500	19.100	18.155	17.249						
6	14:07:45.014	52.471	18.901	16.982	16.588	6	14:07:51.315	52.828	19.259	16.940	16.629						
7	14:08:37.538	52.524	18.830	17.110	16.584	7	14:08:43.659	52.344	18.754	17.032	16.558						
8	14:09:31.386	53.848	19.191	17.447	17.210	8	14:09:36.608	52.949	19.115	17.092	16.742						
(73) Lando NORRIS																	
1	14:03:21.288	56.813	22.529	17.445	16.839	(34) Pepijn STEEMAN											
2	14:04:14.979	53.691	19.333	17.323	17.035	1	14:03:20.454	56.138	21.552	17.445	17.141						
3	14:05:07.555	52.576	18.959	16.950	16.667	2	14:04:15.210	54.756	19.989	17.661	17.106						
4	14:06:00.671	53.116	19.282	17.162	16.672	3	14:05:08.375	53.165	19.428	17.122	16.615						
5	14:06:53.148	52.477	18.911	16.900	16.666	4	14:06:02.762	54.387	19.676	18.025	16.686						
6	14:07:45.439	52.291	18.770	16.915	16.606	5	14:06:57.898	55.136	19.923	18.087	17.126						
7	14:08:37.778	52.339	18.786	16.969	16.584	6	14:07:51.063	53.165	19.452	17.053	16.660						
8	14:09:31.583	53.805	19.090	17.475	17.240	7	14:08:43.525	52.462	18.848	17.008	16.606						
(21) Connor HALL																	
1	14:03:19.217	54.691	20.486	17.332	16.873	8	14:09:36.674	53.149	19.101	17.103	16.945						
2	14:04:12.506	53.289	19.277	17.223	16.789	(68) Vince HERCSIK											
3	14:05:05.511	53.005	19.229	17.114	16.662	1	14:03:22.311	56.876	21.841	17.500	17.535						
4	14:05:58.740	53.229	19.235	17.205	16.789	2	14:04:16.417	54.106	19.878	17.304	16.924						
5	14:06:51.628	52.888	19.107	17.117	16.664	3	14:05:10.645	54.228	19.851	17.435	16.942						
6	14:07:44.491	52.863	19.104	17.065	16.694	4	14:06:04.438	53.793	19.470	17.495	16.828						
7	14:08:37.241	52.750	19.040	17.045	16.665	5	14:06:57.834	53.396	19.112	17.340	16.944						
8	14:09:31.591	54.350	19.762	17.435	17.153	6	14:07:51.794	53.960	20.085	17.152	16.723						
(69) Ryan ANDERTON																	
1	14:03:20.031	55.257	20.889	17.491	16.877	7	14:08:44.521	52.727	18.921	17.035	16.771						
2	14:04:15.060	55.029	20.328	17.441	17.260	8	14:09:37.531	53.010	19.136	17.060	16.814						
3	14:05:08.270	53.210	19.406	17.114	16.690	(30) Joel DEPTUCH											
4	14:06:02.380	54.110	19.635	17.686	16.789	1	14:03:21.068	56.143	21.534	17.501	17.108						
5	14:06:56.095	53.715	19.682	17.195	16.838	2	14:04:15.357	54.289	20.041	17.403	16.845						
6	14:07:49.090	52.995	19.199	17.092	16.704	3	14:05:10.321	54.964	19.752	17.660	17.552						
7	14:08:41.945	52.855	19.134	17.023	16.698	4	14:06:04.988	54.667	20.214	17.355	17.098						
8	14:09:35.492	53.547	19.429	17.161	16.957	5	14:06:58.734	53.746	19.113	17.146	17.487						
(49) Max AITKEN																	
1	14:03:19.586	54.919	20.814	17.298	16.807	6	14:07:52.145	53.411	19.369	17.289	16.753						
2	14:04:13.294	53.708	19.733	17.202	16.773	7	14:08:45.913	53.768	19.823	17.175	16.770						
3	14:05:06.844	53.550	19.363	17.133	17.054	8	14:09:39.661	53.748	19.707	17.200	16.841						
4	14:06:03.902	57.058	20.984	19.199	16.875	(67) William TAYLFORTH											
5	14:06:56.824	52.922	18.884	17.211	16.827	1	14:03:23.205	57.859	22.528	17.801	17.530						
6	14:07:49.665	52.841	19.166	17.012	16.663	2	14:04:18.069	54.864	19.851	17.753	17.260						
7	14:08:42.281	52.616	18.996	16.988	16.632	3	14:05:11.782	53.713	19.086	17.094	17.533						
8	14:09:35.774	53.493	19.306	17.170	17.017	4	14:06:05.490	53.708	19.694	17.226	16.788						
(38) Cem BOLUKBAS I																	
1	14:03:21.154	56.141	21.493	17.662	16.986	5	14:06:59.475	53.985	19.002	17.153	17.830						
2	14:04:15.451	54.297	20.118	17.393	16.786	6	14:07:52.683	53.208	19.469	17.032	16.707						
3	14:05:09.045	53.594	19.359	17.433	16.802	7	14:08:46.016	53.333	19.379	17.272	16.682						
4	14:06:02.518	53.473	19.222	17.603	16.648	8	14:09:39.792	53.776	19.664	17.369	16.743						
5	14:06:56.612	54.094	19.794	17.180	17.120	(19) Tobias HOLM											
6	14:07:50.287	53.675	19.829	17.164	16.682	1	14:03:24.833	58.409	22.790	18.472	17.147						
7	14:08:42.840	52.553	18.984	17.030	16.539	2	14:04:18.462	53.629	19.583	17.367	16.679						
8	14:09:35.864	53.024	19.062	17.135	16.827	3	14:05:12.156	53.694	19.514	17.233	16.947						
(70) Max TIMMERMANS																	
1	14:03:20.296	55.734	21.584	17.292	16.858	4	14:06:06.122	53.966	19.959	17.199	16.808						
						5	14:06:59.358	53.236	18.869	17.056	17.311						
						6	14:07:52.268	52.910	19.261	17.034	16.615						
						7	14:08:47.171	54.903	20.017	18.120	16.766						
						8	14:09:40.466	53.295	19.097	17.256	16.942						
(48) Frida GRANDIN																	
1	14:03:26.213	1:01.117			26.692	17.571	16.854										
2	14:04:19.715				53.502	19.120	16.735										
3	14:05:13.028				53.313	19.167	16.932										
4	14:06:06.567				53.539	19.424	16.910										



Rotax Euro Challenge 2012 Wackersdorf

Rotax Juniors

Wackersdorf 1,275 Km

RACE 11 Qualifying Heat 4 A-D

12.05.2012 14:00

Race (8 Laps) started at 14:02:24

Lap	Time of Day	Lap Tm	S1 Tm	S2 Tm	S3 Tm
5	14:06:59.709	53.142	19.101	17.236	16.805
6	14:07:53.299	53.590	19.804	17.158	16.628
7	14:08:47.832	54.533	19.087	18.304	17.142
8	14:09:40.738	52.906	19.038	17.067	16.801

(86) Max HOFER

1	14:03:23.532	57.947	22.294	18.518	17.135
2	14:04:17.074	53.542	19.415	17.365	16.762
3	14:05:11.565	54.491	19.088	17.560	17.843
4	14:06:05.800	54.235	20.170	17.173	16.892
5	14:06:59.619	53.819	18.848	17.235	17.736
6	14:07:53.004	53.385	19.627	17.067	16.691
7	14:08:47.699	54.695	19.193	18.374	17.128
8	14:09:40.783	53.084	18.735	17.176	17.173

(26) Jessica BACKMAN

1	14:03:23.011	57.596	22.667	17.896	17.033
2	14:04:19.621	56.610	21.285	18.486	16.839
3	14:05:13.254	53.633	19.471	17.188	16.974
4	14:06:06.774	53.520	19.381	17.220	16.919
5	14:06:59.891	53.117	19.234	17.047	16.836
6	14:07:54.734	54.843	20.782	17.316	16.745
7	14:08:48.159	53.425	18.902	17.235	17.288
8	14:09:40.916	52.757	18.908	17.062	16.787

(87) Tom MEIJER

1	14:03:24.121	58.901	23.248	17.813	17.840
2	14:04:18.197	54.076	19.647	17.495	16.934
3	14:05:12.224	54.027	19.254	17.223	17.550
4	14:06:06.363	54.139	19.643	17.252	17.244
5	14:07:00.194	53.831	19.774	17.231	16.826
6	14:07:54.464	54.270	20.124	17.326	16.820
7	14:08:47.996	53.532	19.325	17.219	16.988
8	14:09:41.270	53.274	19.487	17.053	16.734

(52) Boris KOLFF

1	14:03:23.824	57.827	22.738	18.075	17.014
2	14:04:18.336	54.512	19.695	17.856	16.961
3	14:05:12.456	54.120	19.973	17.387	16.760
4	14:06:07.519	55.063	20.423	17.751	16.889
5	14:07:00.639	53.120	19.006	17.300	16.814
6	14:07:55.151	54.512	19.945	17.717	16.850
7	14:08:48.307	53.156	18.926	17.280	16.950
8	14:09:41.582	53.275	19.400	17.205	16.670

(59) Julius COLLIANDER CELIK

1	14:03:25.240	59.119	23.473	18.451	17.195
2	14:04:19.229	53.989	19.557	17.760	16.672
3	14:05:13.445	54.216	19.292	17.406	17.518
4	14:06:07.429	53.984	19.593	17.457	16.934
5	14:07:00.915	53.486	18.908	17.773	16.805
6	14:07:55.403	54.488	20.316	17.422	16.750
7	14:08:48.521	53.118	18.926	17.231	16.961
8	14:09:42.011	53.490	19.406	17.295	16.789

(78) Jakob KADLCAK

1	14:03:23.891	57.974	22.756	17.887	17.331
2	14:04:17.698	53.807	19.320	17.598	16.889
3	14:05:11.656	53.958	19.050	17.315	17.593
4	14:06:08.358	56.702	22.577	17.343	16.782
5	14:07:01.431	53.073	18.911	17.197	16.965
6	14:07:55.786	54.355	20.346	17.316	16.693
7	14:08:50.105	54.319	20.016	17.333	16.970
8	14:09:42.969	52.864	18.829	17.224	16.811

(16) Ryo HIROOKA

1	14:03:21.872	56.901	22.505	17.453	16.943
2	14:04:16.227	54.355	19.657	17.496	17.202
3	14:05:10.160	53.933	19.376	17.155	17.402
4	14:06:05.070	54.910	19.330	18.209	17.371
5	14:06:59.420	54.350	19.211	17.161	17.978
6	14:07:56.178	56.758	22.439	17.708	16.611
7	14:08:49.784	53.606	19.374	17.339	16.893

Lap	Time of Day	Lap Tm	S1 Tm	S2 Tm	S3 Tm
8	14:09:43.100	53.316	19.026	17.579	16.711

(45) Sven VAN DER SLIK

1	14:03:21.389	56.518	21.832	17.639	17.047
2	14:04:16.180	54.791	20.068	17.473	17.250
3	14:05:10.062	53.882	19.181	17.295	17.406
4	14:06:11.225	1:01.163	26.770	17.570	16.823
5	14:07:04.308	53.083	19.297	17.053	16.733
6	14:07:57.337	53.029	19.248	17.117	16.664
7	14:08:50.443	53.106	19.032	17.024	17.050
8	14:09:43.263	52.820	18.798	17.329	16.693

(66) Peter HUBER

1	14:03:25.897	1:00.110	23.029	19.213	17.868
2	14:04:20.105	54.208	19.862	17.493	16.853
3	14:05:13.574	53.469	19.292	17.148	17.029
4	14:06:07.754	54.180	19.872	17.606	16.702
5	14:07:01.360	53.606	19.072	17.504	17.030
6	14:07:55.712	54.352	19.948	17.494	16.910
7	14:08:50.734	55.022	19.662	17.787	17.573
8	14:09:43.789	53.055	19.110	17.194	16.751

(60) Jan FILIP

1	14:03:22.382	56.503	21.894	17.534	17.075
2	14:04:16.496	54.114	20.005	17.356	16.753

(23) Remo RAHULA

1	14:03:24.878	58.357	22.808	18.222	17.327
---	--------------	---------------	---------------	---------------	---------------

(42) Berkay BESLER

1	14:03:33.691	1:08.485	29.157	19.555	19.773
---	--------------	-----------------	---------------	---------------	---------------

Timekeeping Ingrid and Meik Wagner:



Clerk of the course Nigel Edwards:

Steward (Chairman) Horst Seidel:

Chief Scrutineer Paul Klaassen:

www.mylaps.com
Licensed to: Motorsport Events



Rotax Euro Challenge 2012 Wackersdorf

Rotax Juniors

Wackersdorf 1,275 Km

RACE 17 Qualifying Heat 5 A-C

12.05.2012 16:20


Race (8 Laps) started at 16:22:28

Pos	No.	Name	Nat.	Chassis	Race Team	Laps	Total Tm	Diff	Best Tm	In Lap	km/h	Points
1	9	Janneau ESMEIJER	NED	Intrepid	Team TKP	8	7:05.754		52.720	8	87,064	0
2	7	Kaan ONDER	TUR	Alonso	Borusan Otomotiv M/Sport	8	7:06.902	1.148	52.756	8	87,004	2
3	21	Connor HALL	GBR	Tonykart	Coles Racing	8	7:07.298	1.544	52.770	8	86,981	3
4	69	Ryan ANDERTON	GBR	Tonykart	Coles Racing	8	7:08.302	2.548	52.812	8	86,912	4
5	98	Sam SCHIPPERS	NED	Intrepid	Team TKP	8	7:09.079	3.325	52.645	7	87,188	5
6	64	Momo OKUDA	JPN	DR	VPDR	8	7:09.299	3.545	52.611	7	87,244	6
7	87	Tom MEIJER	NED	Formula K	Formula K Europe	8	7:11.225	5.471	52.894	8	86,777	7
8	77	Fazio FRANSEN	NED	Formula K	Formula K Europe	8	7:11.668	5.914	52.625	8	87,221	8
9	40	Jan JONCK	DEN	Tonykart	RS Competition	8	7:12.717	6.963	52.650	6	87,179	9
10	18	Thomas PREINING	AUT	Formula K	Protrain Racing	8	7:12.908	7.154	52.274	8	87,807	10
11	17	Ralf ARON	EST	Tonykart	Aix Racing	8	7:14.211	8.457	52.655	6	87,171	11
12	15	Lars LAMBORELLE	NED	Intrepid	Team TKP	8	7:19.301	13.547	52.933	8	86,713	12
13	19	Tobias HOLM	DEN	Kosmic	Star Karting	8	7:20.839	15.085	53.058	6	86,509	13
14	68	Vince HERCSIK	HUN	Birel	Kalman Motorsport	8	7:21.003	15.249	53.046	6	86,529	14
15	30	Joel DEPTUCH	POL	Praga	Uniq Racing	8	7:21.407	15.653	53.051	6	86,521	15
16	23	Remo RAHULA	EST	Intrepid	Talvar Racing	8	7:21.430	15.676	52.912	7	86,748	16
17	71	Florian WIESINGER	AUT	DR	VPDR	8	7:23.655	17.901	53.473	2	85,838	17
18	44	Ameer HASSAN	LIB	Formula K	Formula K Europe	8	7:23.695	17.941	52.872	7	86,813	18
19	20	Nico MÜLLER	GER	DR	VPDR	8	7:23.745	17.991	52.571	7	87,310	19
20	57	Jonathan JUDEK	GER	FK	KM Racing	8	7:23.844	18.090	52.957	7	86,674	20
21	67	William TAYLFORTH	GBR	Tonykart	Coles Racing	8	7:24.010	18.256	52.933	6	86,713	21
22	85	Ermo PIHTJOE	EST	Sodikart	Aix Racing Team	8	7:24.546	18.792	53.444	6	85,884	22
23	66	Peter HUBER	AUT	Birel	Kalman Motorsport	8	7:24.668	18.914	53.310	6	86,100	23
24	78	Jakub KADLCAK	CZE	Tonykart	Gregor Racing	8	7:28.214	22.460	53.045	7	86,530	24
25	38	Cem BOLUKBASI	TUR	Kosmic	Paul Carr Racing	8	7:29.043	23.289	53.322	7	86,081	25
26	74	Jai NIJJAR	GBR	Tonykart	Chris Rogers Motorsport	4	3:39.606	4 Laps	52.677	4	87,135	26
27	56	Thomas SALVA	CZE	MS Kart	MS Kart Racing Team	3	3:10.312	5 Laps	54.370	2	84,422	27

Announcements

These results are provisional until the conclusion of any judicial and technical matters
 No. 67 warning board
 No. 68 warning board twice
 Started: 27 Classified: 27 Not classified: 0

Margin of Victory	Ø km/h	Best Lap Tm	km/h	Best Lap by
1.148	86,247	52.274	87,807	18 - Thomas PREINING

Timekeeping Ingrid and Meik Wagner:  Clerk of the course Nigel Edwards: www.mylaps.com
 Steward (Chairman) Horst Seidel: Chief Scrutineer Paul Klaassen: Licensed to: Motorsport Events
 Printed: 12.05.2012 16:31:34 posted at: h



Rotax Euro Challenge 2012 Wackersdorf

Rotax Juniors

Wackersdorf 1,275 Km

RACE 17 Qualifying Heat 5 A-C

12.05.2012 16:20

Race (8 Laps) started at 16:22:28

Lap	Time of Day	Lap Tm	S1 Tm	S2 Tm	S3 Tm	Lap	Time of Day	Lap Tm	S1 Tm	S2 Tm	S3 Tm
(9) Janneus ESMEIJER						(40) Jan JONCK					
1	16:23:22.709	54.223	20.082	17.228	16.913	1	16:23:29.880	1:00.278	23.475	18.650	18.153
2	16:24:16.153	53.444	19.322	17.220	16.902	2	16:24:23.293	53.413	19.257	17.306	16.850
3	16:25:09.414	53.261	19.232	17.182	16.847	3	16:25:16.497	53.204	19.052	17.068	17.084
4	16:26:02.677	53.263	19.203	17.216	16.844	4	16:26:10.246	53.749	19.190	17.388	17.171
5	16:26:55.703	53.026	19.049	17.118	16.859	5	16:27:03.142	52.896	18.963	17.098	16.835
6	16:27:48.658	52.955	19.089	17.075	16.791	6	16:27:55.792	52.650	18.866	17.050	16.734
7	16:28:41.520	52.862	19.023	17.107	16.732	7	16:28:48.506	52.714	18.874	17.092	16.748
8	16:29:34.240	52.720	18.999	17.016	16.705	8	16:29:41.203	52.697	18.839	17.115	16.743
(7) Kaan ONDER						(18) Thomas PREINING					
1	16:23:23.774	55.090	20.705	17.490	16.895	1	16:23:30.205	1:01.065	24.438	18.732	17.895
2	16:24:17.195	53.421	19.109	17.396	16.916	2	16:24:24.156	53.951	19.456	17.356	17.139
3	16:25:10.556	53.361	19.249	17.264	16.848	3	16:25:17.460	53.304	19.110	17.243	16.951
4	16:26:03.824	53.268	19.066	17.353	16.849	4	16:26:10.470	53.010	19.075	17.142	16.793
5	16:26:56.858	53.034	19.000	17.228	16.806	5	16:27:03.989	53.519	19.312	17.184	17.023
6	16:27:49.784	52.926	19.018	17.184	16.724	6	16:27:56.607	52.618	18.844	17.116	16.658
7	16:28:42.632	52.848	19.011	17.110	16.727	7	16:28:49.120	52.513	18.817	17.028	16.668
8	16:29:35.388	52.756	18.927	17.105	16.724	8	16:29:41.394	52.274	18.687	16.974	16.613
(21) Connor HALL						(17) Ralf ARON					
1	16:23:23.549	54.973	20.469	17.505	16.999	1	16:23:30.445	1:00.284	23.771	18.728	17.785
2	16:24:17.486	53.937	19.636	17.432	16.869	2	16:24:24.910	54.465	19.668	17.421	17.376
3	16:25:10.788	53.302	19.243	17.272	16.787	3	16:25:18.238	53.328	19.206	17.243	16.879
4	16:26:04.045	53.257	19.136	17.301	16.820	4	16:26:11.227	52.989	19.073	17.194	16.722
5	16:26:57.193	53.148	19.137	17.216	16.795	5	16:27:04.462	53.235	19.051	17.269	16.915
6	16:27:50.015	52.822	19.027	17.112	16.683	6	16:27:57.117	52.655	18.864	17.138	16.653
7	16:28:43.014	52.999	19.087	17.186	16.726	7	16:28:49.843	52.726	18.934	17.111	16.681
8	16:29:35.784	52.770	18.996	17.110	16.664	8	16:29:42.697	52.854	18.858	17.185	16.811
(69) Ryan ANDERTON						(15) Lars LAMBORELLE					
1	16:23:24.085	55.320	20.871	17.546	16.903	1	16:23:28.089	58.818	23.592	18.175	17.051
2	16:24:17.734	53.649	19.426	17.308	16.915	2	16:24:21.554	53.465	19.224	17.335	16.906
3	16:25:11.310	53.576	19.365	17.347	16.864	3	16:25:14.641	53.087	19.026	17.137	16.924
4	16:26:04.717	53.407	19.283	17.254	16.870	4	16:26:07.664	53.023	19.083	17.107	16.833
5	16:26:58.061	53.344	19.274	17.216	16.854	5	16:27:07.591	59.927	18.900	23.060	17.967
6	16:27:50.989	52.928	19.186	17.069	16.673	6	16:28:00.651	53.060	19.152	17.172	16.736
7	16:28:43.976	52.987	19.186	17.059	16.742	7	16:28:54.854	54.203	19.164	18.002	17.037
8	16:29:36.788	52.812	19.057	17.101	16.654	8	16:29:47.787	52.933	19.079	17.092	16.762
(98) Sam SCHIPPERS						(19) Tobias HOLM					
1	16:23:27.412	58.621	23.764	17.843	17.014	1	16:23:31.145	1:00.988	24.125	19.226	17.637
2	16:24:20.635	53.223	19.104	17.223	16.896	2	16:24:25.629	54.484	19.951	17.621	16.912
3	16:25:13.877	53.242	19.065	17.188	16.989	3	16:25:20.722	55.093	20.621	17.368	17.104
4	16:26:06.749	52.872	18.990	17.137	16.745	4	16:26:14.363	53.641	19.374	17.311	16.956
5	16:26:59.602	52.853	19.027	17.132	16.694	5	16:27:07.780	53.417	19.159	17.269	16.989
6	16:27:52.258	52.656	18.964	17.045	16.647	6	16:28:00.838	53.058	19.074	17.249	16.735
7	16:28:44.903	52.645	18.922	17.016	16.707	7	16:28:55.588	54.750	19.145	18.086	17.519
8	16:29:37.565	52.662	18.849	17.112	16.701	8	16:29:49.325	53.737	19.681	17.194	16.862
(64) Momo OKUDA						(8) Vince HERCSIK					
1	16:23:25.806	56.436	21.911	17.529	16.996	1	16:23:31.751	1:02.540	24.722	20.530	17.288
2	16:24:19.698	53.892	19.410	17.370	17.112	2	16:24:25.838	54.087	19.773	17.526	16.788
3	16:25:12.987	53.289	19.107	17.188	16.994	3	16:25:21.205	55.367	21.071	17.416	16.880
4	16:26:06.381	53.394	19.151	17.282	16.961	4	16:26:15.503	54.298	20.048	17.393	16.857
5	16:26:59.717	53.336	19.125	17.169	17.042	5	16:27:08.688	53.185	19.035	17.232	16.918
6	16:27:52.532	52.815	19.014	17.131	16.670	6	16:28:01.734	53.046	19.021	17.253	16.772
7	16:28:45.143	52.611	18.873	17.079	16.659	7	16:28:55.686	53.952	19.010	17.574	17.368
8	16:29:37.785	52.642	18.807	17.182	16.653	8	16:29:49.489	53.803	19.440	17.531	16.832
(87) Tom MEIJER						(30) Joel DEPTUCH					
1	16:23:25.665	56.640	21.839	17.673	17.128	1	16:23:32.133	1:03.274	27.628	18.555	17.091
2	16:24:20.069	54.404	19.883	17.443	17.078	2	16:24:26.694	54.561	19.765	17.605	17.191
3	16:25:13.955	53.886	19.296	17.293	17.297	3	16:25:21.044	54.350	19.970	17.426	16.954
4	16:26:07.254	53.299	19.251	17.254	16.794	4	16:26:15.027	53.983	19.956	17.236	16.791
5	16:27:00.501	53.247	19.078	17.276	16.893						
6	16:27:53.704	53.203	19.127	17.248	16.828						
7	16:28:46.817	53.113	19.159	17.188	16.766						
8	16:29:39.711	52.894	18.967	17.172	16.755						
(77) Fazio FRANSEN											
1	16:23:29.317	59.649	22.981	18.949	17.719						



Rotax Euro Challenge 2012 Wackersdorf

Rotax Juniors

Wackersdorf 1,275 Km

RACE 17 Qualifying Heat 5 A-C

12.05.2012 16:20

Race (8 Laps) started at 16:22:28

Lap	Time of Day	Lap Tm	S1 Tm	S2 Tm	S3 Tm
5	16:27:08.207	53.180	19.081	17.264	16.835
6	16:28:01.258	53.051	19.042	17.216	16.793
7	16:28:55.764	54.506	18.965	18.425	17.116
8	16:29:49.893	54.129	19.808	17.327	16.994

(23) Remo RAHULA

1	16:23:31.408	1:01.156	24.215	19.153	17.788
2	16:24:27.571	56.163	21.392	17.695	17.076
3	16:25:22.568	54.997	19.985	17.481	17.531
4	16:26:17.065	54.497	19.671	17.576	17.250
5	16:27:10.266	53.201	19.119	17.288	16.794
6	16:28:03.252	52.986	19.040	17.179	16.767
7	16:28:56.164	52.912	19.064	17.144	16.704
8	16:29:49.916	53.752	19.553	17.312	16.887

(71) Florian WIESINGER

1	16:23:28.705	59.722	23.851	18.598	17.273
2	16:24:22.178	53.473	19.088	17.319	17.066
3	16:25:16.408	54.230	19.536	17.246	17.448
4	16:26:10.402	53.994	19.163	17.565	17.266
5	16:27:04.591	54.189	19.184	17.232	17.773
6	16:27:59.860	55.269	19.631	18.023	17.615
7	16:28:55.487	55.627	19.818	17.894	17.915
8	16:29:52.141	56.654	20.511	18.183	17.960

(44) Ameer HASSAN

1	16:23:29.814	1:00.345	24.130	18.254	17.961
2	16:24:24.836	55.022	19.563	17.806	17.653
3	16:25:23.538	58.702	23.439	17.791	17.472
4	16:26:17.958	54.420	19.464	17.617	17.339
5	16:27:10.889	52.931	18.980	17.238	16.713
6	16:28:04.095	53.206	19.325	17.158	16.723
7	16:28:56.967	52.872	19.018	17.177	16.677
8	16:29:52.181	55.214	19.475	18.296	17.443

(20) Nico MÜLLER

1	16:23:30.354	1:00.438	23.844	18.798	17.796
2	16:24:25.016	54.662	19.561	17.375	17.726
3	16:25:25.150	1:00.134	25.759	17.497	16.878
4	16:26:18.866	53.716	19.087	17.290	17.339
5	16:27:12.255	53.389	19.130	17.436	16.823
6	16:28:04.928	52.673	18.945	17.110	16.618
7	16:28:57.499	52.571	18.803	17.161	16.607
8	16:29:52.231	54.732	19.091	18.265	17.376

(57) Jonathan JUDEK

1	16:23:30.649	1:00.393	23.573	19.269	17.551
2	16:24:25.437	54.788	19.572	18.068	17.148
3	16:25:20.883	55.446	20.926	17.508	17.012
4	16:26:17.203	56.320	20.974	17.643	17.703
5	16:27:10.800	53.597	19.310	17.432	16.855
6	16:28:04.407	53.607	19.590	17.325	16.692
7	16:28:57.364	52.957	18.930	17.282	16.745
8	16:29:52.330	54.966	19.496	18.176	17.294

(67) William TAYLFORTH

1	16:23:30.952	1:01.831	23.817	19.243	18.771
2	16:24:25.263	54.311	19.504	17.641	17.166
3	16:25:22.433	57.170	22.494	17.439	17.237
4	16:26:16.960	54.527	19.680	17.569	17.278
5	16:27:10.643	53.683	19.413	17.307	16.963
6	16:28:03.576	52.933	19.037	17.101	16.795
7	16:28:56.560	52.984	19.085	17.149	16.750
8	16:29:52.496	55.936	19.733	18.309	17.894

(85) Ermo PIHTJOE

1	16:23:32.649	1:02.244	24.320	19.920	18.004
2	16:24:27.853	55.204	20.063	17.631	17.510
3	16:25:22.901	55.048	20.090	17.799	17.159
4	16:26:17.956	55.055	19.460	18.070	17.525
5	16:27:12.475	54.519	19.847	17.457	17.215
6	16:28:05.919	53.444	19.117	17.372	16.955
7	16:28:59.370	53.451	19.127	17.332	16.992

Lap	Time of Day	Lap Tm	S1 Tm	S2 Tm	S3 Tm
8	16:29:53.032	53.662	19.248	17.343	17.071

(66) Peter HUBER

1	16:23:30.803	1:00.817	23.602	19.660	17.555
2	16:24:26.831	56.028	20.862	17.617	17.549
3	16:25:23.818	56.987	21.226	18.277	17.484
4	16:26:18.726	54.908	19.430	17.579	17.899
5	16:27:12.692	53.966	19.532	17.327	17.107
6	16:28:06.002	53.310	19.240	17.227	16.843
7	16:28:59.815	53.813	19.711	17.279	16.823
8	16:29:53.154	53.339	19.137	17.278	16.924

(78) Jakub KADLCAK

1	16:23:32.375	1:02.303	24.908	19.301	18.094
2	16:24:26.953	54.578	19.832	17.552	17.194
3	16:25:23.412	56.459	21.525	17.724	17.210
4	16:26:23.268	59.856	19.210		
5	16:27:16.752	53.484	19.275	17.269	16.940
6	16:28:10.443	53.691	19.421	17.356	16.914
7	16:29:03.488	53.045	19.002	17.212	16.831
8	16:29:56.700	53.212	19.043	17.303	16.866

(38) Cem BOLUKBASI

1	16:23:32.744	1:03.800	27.741	18.873	17.186
2	16:24:27.071	54.327	19.753	17.484	17.090
3	16:25:21.991	54.920	20.175	17.632	17.113
4	16:26:15.940	53.949	19.501	17.527	16.921
5	16:27:15.801	59.861	19.158	17.473	23.230
6	16:28:10.586	54.785	20.243	17.673	16.869
7	16:29:03.908	53.322	19.110	17.379	16.833
8	16:29:57.529	53.621	19.181	17.421	17.019

(74) Jai NIJJAR

1	16:23:28.433	58.403	22.589	18.696	17.118
2	16:24:22.242	53.809	19.082	17.425	17.302
3	16:25:15.415	53.173	19.150	17.139	16.884
4	16:26:08.092	52.677	18.925	17.041	16.711

(56) Thomas SALVA

1	16:23:31.321	1:01.515	25.385	18.729	17.401
2	16:24:25.691	54.370	19.601	17.615	17.154
3	16:25:38.798	1:13.107	32.562	20.052	20.493

Timekeeping Ingrid and Meik Wagner:

Clerk of the course Nigel Edwards:

www.mylaps.com

Steward (Chairman) Horst Seidel:

Chief Scrutineer Paul Klaassen:

Licensed to: Motorsport Events



Rotax Euro Challenge 2012 Wackersdorf

Rotax Juniors Wackersdorf 1,275 Km

RACE 18 Qualifying Heat 6 B-D -NEW- 12.05.2012 16:40

Race (8 Laps) started at 16:42:11

Pos	No.	Name	Nat.	Chassis	Race Team	Laps	Total Tm	Diff	Best Tm	In Lap	km/h	Points
1	35	Harry WEBB	GBR	Tonykart	Strawberry Racing	8	7:06.085		52.618	7	87,233	0
2	73	Lando NORRIS	GBR	Tonykart	RL Racing Dept Ltd	8	7:06.560	0.475	52.375	7	87,637	2
3	49	Max AITKEN	GBR	Formula K	Protrain Racing	8	7:06.760	0.675	52.473	8	87,474	3
4	54	Jay GOODWIN	GBR	Tonykart	Strawberry Racing	8	7:11.412	5.327	52.781	4	86,963	4
5	61	Josh WHITE	GBR	Tonykart	RL Racing Dept Ltd	8	7:11.763	5.678	52.998	3	86,607	5
6	45	Sven VAN DER SLIK	NED	Intrepid	Team TKP	8	7:12.024	5.939	52.789	6	86,950	6
7	34	Pepijn STEEMAN	NED	Gillard	DFK	8	7:12.088	6.003	53.169	4	86,328	7
8	65	Emilien CARDE	FRA	Sodikart	Matec Competition	8	7:12.712	6.627	52.666	6	87,153	8
9	53	Guan Yu ZHOU	GBR	Tonykart	Strawberry Racing	8	7:12.938	6.853	52.147	7	88,020	9
10	70	Max TIMMERMANS	BEL	Formula K	Formula K Europe	8	7:13.208	7.123	52.889	5	86,786	10
11	50	Lennert VAN BOGAERT	BEL	Maranello	EGP	8	7:14.224	8.139	52.540	7	87,362	11
12	26	Jessica BACKMAN	SWE	Tonykart	Strawberry Racing	8	7:14.392	8.307	52.693	7	87,108	12
13	28	Shanaka CLAY	SRL	Tonykart	TBA	8	7:14.462	8.377	52.528	6	87,382	13
14	37	Shayur HARPAL	RSA	Kosmic	Paul Carr Racing	8	7:15.803	9.718	52.635	6	87,204	14
15	48	Frida GRANDIN	SWE	Kosmic	Soda Kart	8	7:16.178	10.093	52.530	6	87,379	15
16	59	Julius COLLIANDER CELIK	SWE	Kosmic	Soda Kart	8	7:17.751	11.666	53.060	8	86,506	16
17	60	Jan FILIP	CZE	Maranello	OK Kart	8	7:18.405	12.320	53.032	5	86,552	17
18	52	Boris KOLFF	NED	Intrepid	Team TKP	8	7:18.657	12.572	53.089	8	86,459	18
19	29	Teodor MORIN	SWE	Kosmic	Soda Kart	8	7:19.471	13.386	53.048	8	86,525	19
20	25	Jack BARTHOLOMEW	GBR	Zanardi	Coles Racing	8	7:20.166	14.081	52.493	8	87,440	20
21	89	Joseph BURTON-HARRIS	AUS	Formula K	Formula K Europe	8	7:26.744	20.659	52.664	4	87,156	21
22	72	Pavel SRDINKO	CZE	Sassport	SRDAS	8	7:26.971	20.886	53.194	7	86,288	22
23	86	Max HOFER	AUT	Birel	Speedworld Academy	8	7:33.475	27.390	52.479	6	87,464	23
24	16	Ryo HIROOKA	JPN	DR	VPDR	8	7:35.500	29.415	52.608	6	87,249	24
25	36	Henrique BAPTISTA	POR	Kosmic	Paul Carr Racing	8	7:35.566	29.481	52.934	8	86,712	25
26	42	Berkay BESLER	TUR	Tonykart	DNR Racing/Bouvin Power	8	7:42.797	36.712	55.281	3	83,030	26

Announcements

These results are provisional until the conclusion of any judicial and technical matters
 Started: 26 Classified: 26 Not classified: 0
 No. 36 time penalty 10 sec. / reason unfair driving
 No. 89 time penalty 10 sec. / reason unfair driving

Margin of Victory	Ø km/h	Best Lap Tm	km/h	Best Lap by
0.475	86,180	52.147	88,020	53 - Guan Yu ZHOU

Timekeeping Ingrid and Meik Wagner: Clerk of the course Nigel Edwards: www.mylaps.com
 Steward (Chairman) Horst Seidel: Chief Scrutineer Paul Klaassen: Licensed to: Motorsport Events
 Printed: 12.05.2012 19:22:56 posted at: h



Rotax Euro Challenge 2012 Wackersdorf

Rotax Juniors

Wackersdorf 1,275 Km

RACE 18 Qualifying Heat 6 B-D

12.05.2012 16:40

Race (8 Laps) started at 16:42:11

Lap	Time of Day	Lap Tm	S1 Tm	S2 Tm	S3 Tm
5	16:46:45.794	53.219	18.847	17.566	16.806
6	16:47:38.324	52.530	18.759	17.165	16.606
7	16:48:31.022	52.698	18.938	17.178	16.582
8	16:49:27.395	56.373	20.199	19.382	16.792

(89) Joseph BURTON-HARRIS

1	16:43:06.321	55.024	20.599	17.416	17.009
2	16:44:00.921	54.600	19.196	17.882	17.522
3	16:44:55.091	54.170	20.237	17.138	16.795
4	16:45:47.755	52.664	18.858	17.139	16.667
5	16:46:41.660	53.905	19.477	17.778	16.650
6	16:47:34.788	53.128	19.290	17.177	16.661
7	16:48:28.969	54.181	20.223	17.241	16.717
8	16:49:27.961	58.992	24.702	17.573	16.717

(59) Julius COLLIANDER CELIK

1	16:43:11.709	58.845	23.251	18.327	17.267
2	16:44:07.409	55.700	19.181	19.303	17.216
3	16:45:01.276	53.867	19.227	17.547	17.093
4	16:45:55.248	53.972	19.338	17.794	16.840
5	16:46:49.037	53.789	19.291	17.493	17.005
6	16:47:42.524	53.487	19.251	17.289	16.947
7	16:48:35.908	53.384	19.064	17.396	16.924
8	16:49:28.968	53.060	19.020	17.172	16.868

(60) Jan FILIP

1	16:43:12.466	59.772	23.859	18.710	17.203
2	16:44:09.253	56.787	19.728	18.863	18.196
3	16:45:03.561	54.308	20.106	17.318	16.884
4	16:45:56.908	53.347	19.068	17.254	17.025
5	16:46:49.940	53.032	19.145	17.176	16.711
6	16:47:43.164	53.224	19.337	17.214	16.673
7	16:48:36.583	53.419	19.441	17.235	16.743
8	16:49:29.622	53.039	19.117	17.146	16.776

(52) Boris KOLFF

1	16:43:12.026	59.252	23.283	18.507	17.462
2	16:44:08.995	56.969	19.927	19.017	18.025
3	16:45:02.983	53.988	19.702	17.367	16.919
4	16:45:56.565	53.582	19.208	17.321	17.053
5	16:46:49.833	53.268	19.098	17.318	16.852
6	16:47:43.084	53.251	19.263	17.178	16.810
7	16:48:36.785	53.701	19.643	17.353	16.705
8	16:49:29.874	53.089	19.018	17.299	16.772

(29) Teodor MORIN

1	16:43:12.719	59.619	23.941	18.617	17.061
2	16:44:09.763	57.044	20.339	18.090	18.615
3	16:45:04.011	54.248	19.883	17.510	16.855
4	16:45:57.231	53.220	19.197	17.291	16.732
5	16:46:50.931	53.700	19.456	17.234	17.010
6	16:47:44.302	53.371	19.400	17.153	16.818
7	16:48:37.640	53.338	19.352	17.212	16.774
8	16:49:30.688	53.048	19.176	17.134	16.738

(25) Jack BARTHOLOMEW

1	16:43:12.050	59.453	23.754	17.962	17.737
2	16:44:06.051	54.001	19.096	17.772	17.133
3	16:44:59.484	53.433	19.135	17.218	17.080
4	16:46:00.200	1:00.716	19.515	24.470	16.731
5	16:46:53.311	53.111	18.962	17.376	16.773
6	16:47:46.071	52.760	18.893	17.128	16.739
7	16:48:38.890	52.819	19.069	17.161	16.589
8	16:49:31.383	52.493	18.899	16.917	16.677

(36) Henrique BAPTISTA

1	16:43:12.959	59.990	23.817	19.328	16.845
2	16:44:09.487	56.528	19.599	18.769	18.160
3	16:45:10.369	1:00.882	20.480	18.121	16.771
4	16:46:03.666	53.297	19.088	17.354	16.855
5	16:46:56.881	53.215	19.237	17.193	16.785
6	16:47:50.842	53.961	19.297	17.781	16.883
7	16:48:43.849	53.007	19.197	17.076	16.734

Lap	Time of Day	Lap Tm	S1 Tm	S2 Tm	S3 Tm
8	16:49:36.783	52.934	19.159	17.003	16.772

(72) Pavel SRDINKO

1	16:43:12.815	1:00.008	24.245	18.894	16.869
2	16:44:09.354	56.539	19.623	18.734	18.182
3	16:45:09.911	1:00.557	24.990	18.612	16.955
4	16:46:04.191	54.280	19.440	17.307	17.533
5	16:46:57.722	53.531	19.385	17.217	16.929
6	16:47:51.475	53.753	19.276	17.514	16.963
7	16:48:44.669	53.194	19.338	17.076	16.780
8	16:49:38.188	53.519	19.392	17.247	16.880

(86) Max HOFER

1	16:43:09.555	57.014	22.307	17.827	16.880
2	16:44:04.390	54.835	19.451	18.401	16.983
3	16:44:58.310	53.920	19.331	17.204	17.385
4	16:45:50.878	52.568	18.874	17.027	16.667
5	16:46:43.610	52.732	18.997	16.977	16.758
6	16:47:36.089	52.479	18.861	16.971	16.647
7	16:48:29.157	53.068	19.039	17.249	16.780
8	16:49:44.692	1:15.535	40.079	18.361	17.095

(16) Ryo HIROOKA

1	16:43:08.986	56.973	22.463	17.612	16.898
2	16:44:04.148	55.162	19.818	18.389	16.955
3	16:44:57.728	53.580	19.420	17.225	16.935
4	16:45:50.743	53.015	19.121	17.108	16.786
5	16:46:43.808	53.065	19.365	17.063	16.637
6	16:47:36.416	52.608	18.950	17.046	16.612
7	16:48:29.357	52.941	18.901	17.263	16.777
8	16:49:46.717	1:17.360	42.430	18.113	16.817

(42) Berkey BESLER

1	16:43:09.631	57.363	22.276	17.847	17.240
2	16:44:06.056	56.425	19.650	18.248	18.527
3	16:45:01.337	55.281	20.317	17.466	17.498
4	16:45:57.050	55.713	20.145	17.606	17.962
5	16:46:53.479	56.429	20.429	18.032	17.968
6	16:47:53.283	59.804	22.570	18.531	18.703
7	16:48:52.343	59.060	21.328	18.698	19.034
8	16:49:54.014	1:01.671	23.117	18.988	19.566

Timekeeping Ingrid and Meik Wagner:

Clerk of the course Nigel Edwards:

www.mylaps.com

Steward (Chairman) Horst Seidel:

Chief Scrutineer Paul Klaassen:

Licensed to: Motorsport Events



Rotax Euro Challenge 2012

Rotax Max Juniors

-Official Result-

Wackersdorf / Germany

Ranking after Heats

Pos.	No.	Firstname	Lastname	Nat.	Chassis	Race Team	QP	Points	Diff.	A-B	C-D	B-C	A-D	A-C	B-D
1	9	Janneau	ESMEIJER	NED	Intrepid	Team TKP	1	0		0	--	--	0	0	--
2	73	Lando	NORRIS	GBR	Tonykart	RL Racing Dept Ltd	8	5	-5	--	0	--	3	--	2
3	98	Sam	SCHIPPERS	NED	Intrepid	Team TKP	3	7	-7	--	2	0	--	5	--
4	21	Connor	HALL	GBR	Tonykart	Coles Racing	5	9	-9	2	--	--	4	3	--
5	69	Ryan	ANDERTON	GBR	Tonykart	Coles Racing	13	16	-16	7	--	--	5	4	--
6	54	Jay	GOODWIN	GBR	Tonykart	Strawberry Racing	14	17	-17	10	--	3	--	--	4
7	35	Harry	WEBB	GBR	Tonykart	Strawberry Racing	6	18	-18	9	--	9	--	--	0
8	15	Lars	LAMBORELLE	NED	Intrepid	Team TKP	19	20	-20	--	3	5	--	12	--
9	40	Jan	JONCK	DEN	Tonykart	RS Competition	37	22	-22	4	--	--	9	9	--
10	34	Pepijn	STEEMAN	NED	Gillard	DFK	4	24	-24	--	7	--	10	--	7
11	77	Fazio	FRANSSEN	NED	Formula K	Formula K Europe	31	24	-24	--	4	12	--	8	--
12	49	Max	AITKEN	GBR	Formula K	Protrain Racing	16	25	-25	--	16	--	6	--	3
13	64	Momo	OKUDA	JPN	DR	VPDR	23	26	-26	--	13	7	--	6	--
14	7	Kaan	ONDER	TUR	Alonso	Borusan Otomotiv M/Spor	9	30	-30	26	--	--	2	2	--
15	89	Joseph	BURTON-HARRIS	AUS	Formula K	Formula K Europe	2	32	-32	5	--	6	--	--	21
16	18	Thomas	PREINING	AUT	Formula K	Protrain Racing	15	32	-32	--	18	4	--	10	--
17	68	Vince	HERCSIK	HUN	Birel	Kalman Motorsport	33	33	-33	8	--	--	11	14	--
18	50	Lennert	VAN BOGAERT	BEL	Maranello	EGP	22	34	-34	13	--	10	--	--	11
19	26	Jessica	BACKMAN	SWE	Tonykart	Strawberry Racing	36	34	-34	--	5	--	17	--	12
20	45	Sven	VAN DER SLIK	NED	Intrepid	Team TKP	20	35	-35	--	6	--	23	--	6
21	38	Cem	BOLUKBASI	TUR	Kosmic	Paul Carr Racing	21	35	-35	3	--	--	7	25	--
22	61	Josh	WHITE	GBR	Tonykart	RL Racing Dept Ltd	10	36	-36	11	--	20	--	--	5
23	53	Guan Yu	ZHOU	GBR	Tonykart	Strawberry Racing	18	36	-36	25	--	2	--	--	9
24	70	Max	TIMMERMANS	BEL	Formula K	Formula K Europe	12	37	-37	--	19	--	8	--	10
25	25	Jack	BARTHOLOMEW	GBR	Zanardi	Coles Racing	30	39	-39	6	--	13	--	--	20
26	17	Ralf	ARON	EST	Tonykart	Aix Racing	43	39	-39	--	11	17	--	11	--
27	48	Frida	GRANDIN	SWE	Kosmic	Soda Kart	28	40	-40	--	10	--	15	--	15
28	19	Tobias	HOLM	DEN	Kosmic	Star Karting	49	41	-41	14	--	--	14	13	--
Position 1 -28 qualified for Prefinal															
29	65	Emilien	CARDE	FRA	Sodikart	Matec Competition	34	43	-43	21	--	14	--	--	8
30	20	Nico	MÜLLER	GER	DR	VPDR	35	44	-44	--	14	11	--	19	--
31	28	Shanaka	CLAY	SRL	Tonykart	TBA	26	45	-45	17	--	15	--	--	13
32	87	Tom	MEIJER	NED	Formula K	Formula K Europe	25	47	-47	22	--	--	18	7	--
33	67	William	TAYLFORTH	GBR	Tonykart	Coles Racing	29	49	-49	15	--	--	13	21	--
34	56	Thomas	SALVA	CZE	MS Kart	MS Kart Racing Team	7	50	-50	--	15	8	--	27	--
35	71	Florian	WIESINGER	AUT	DR	VPDR	11	51	-51	--	8	26	--	17	--
36	37	Shayur	HARPAL	RSA	Kosmic	Paul Carr Racing	42	53	-53	16	--	23	--	--	14
37	16	Ryo	HIROOKA	JPN	DR	VPDR	24	55	-55	--	9	--	22	--	24
38	30	Joel	DEPTUCH	POL	Praga	Uniq Racing	17	56	-56	29	--	--	12	15	--
39	78	Jakub	KADLCAK	CZE	Tonykart	Gregor Racing	45	57	-57	12	--	--	21	24	--
40	60	Jan	FILIP	CZE	Maranello	OK Kart	44	59	-59	--	17	--	25	--	17
41	52	Boris	KOLFF	NED	Intrepid	Team TKP	48	59	-59	--	22	--	19	--	18
42	59	Julius	COLLIANDER CE	SWE	Kosmic	Soda Kart	52	60	-60	--	24	--	20	--	16

Announcements:

----- These results are provisional until the conclusion of any judicial and technical matters -----

Clerk of the course Nigel Edwards:

Stewards (Chairman) Horst Seidel:

Timekeeping Ingrid/Meik Wagner:

Scrutineer Paul Klaassen:

Printed: 12.05.2012 19:27

Posted at: h



Rotax Euro Challenge 2012

Rotax Max Juniors

Wackersdorf / Germany

-Official Result-

Ranking after Heats

Pos.	No.	Firstname	Lastname	Nat.	Chassis	Race Team	QP	Points	Diff.	A-B	C-D	B-C	A-D	A-C	B-D
43	44	Ameer	HASSAN	LIB	Formula K	Formula K Europe	27	61	-61	--	25	18	--	18	--
44	23	Remo	RAHULA	EST	Intrepid	Talvar Racing	53	61	-61	19	--	--	26	16	--
45	85	Ermo	PIHTJOE	EST	Sodikart	Aix Racing Team	51	62	-62	--	21	19	--	22	--
46	29	Teodor	MORIN	SWE	Kosmic	Soda Kart	50	63	-63	23	--	21	--	--	19
47	72	Pavel	SRDINKO	CZE	Sassport	SRDAS	38	64	-64	18	--	24	--	--	22
48	42	Berkay	BESLER	TUR	Tonykart	DNR Racing/Bouvin Powe	32	65	-65	--	12	--	27	--	26
49	36	Henrique	BAPTISTA	POR	Kosmic	Paul Carr Racing	46	65	-65	24	--	16	--	--	25
50	57	Jonathan	JUDEK	GER	FK	KM Racing	47	65	-65	--	23	22	--	20	--
51	66	Peter	HUBER	AUT	Birel	Kalman Motorsport	41	67	-67	20	--	--	24	23	--
52	86	Max	HOFER	AUT	Birel	Speedworld Academy	40	68	-68	--	29	--	16	--	23
53	74	Jai	NIJJAR	GBR	Tonykart	Chris Rogers Motorsport	39	71	-71	--	20	25	--	26	--

Announcements:

----- These results are provisional until the conclusion of any judicial and technical matters -----

Clerk of the course Nigel Edwards:

Stewards (Chairman) Horst Seidel:

Timekeeping Ingrid/Meik Wagner:

Scrutineer Paul Klaassen:

Printed: 12.05.2012 19:27

Posted at: h

Rotax Euro Challenge 2012
 Class: Rotax Max Juniors
 Date/Time: 13.05.2012 10:20

Track: Wackersdorf / Germany
 Heat: Second Chance Heat
 Laps: 8

Edition 1

	33	17		34
	31	16		32
	29	15		30
	27	14		28
Jai NIJJAR	74 Points 71 Quali Rank 39	13		26
Peter HUBER	66 Points 67 Quali Rank 41	12	Max HOFER	86 Points 68 Quali Rank 40
Henrique BAPTISTA	36 Points 65 Quali Rank 46	11	Jonathan JUDEK	57 Points 65 Quali Rank 47
Pavel SRDINKO	72 Points 64 Quali Rank 38	10	Berkay BESLER	42 Points 65 Quali Rank 32
Ermo PIHTJOE	85 Points 62 Quali Rank 51	9	Teodor MORIN	29 Points 63 Quali Rank 50
Ameer HASSAN	44 Points 61 Quali Rank 27	8	Remo RAHULA	23 Points 61 Quali Rank 53
Boris KOLFF	52 Points 59 Quali Rank 48	7	Julius COLLIANDER CI	59 Points 60 Quali Rank 52
Jakub KADLCAK	78 Points 57 Quali Rank 45	6	Jan FILIP	60 Points 59 Quali Rank 44
Ryo HIROOKA	16 Points 55 Quali Rank 24	5	Joel DEPTUCH	30 Points 56 Quali Rank 17
Florian WIESINGER	71 Points 51 Quali Rank 11	4	Shayur HARPAL	37 Points 53 Quali Rank 42
William TAYLFORTH	67 Points 49 Quali Rank 29	3	Thomas SALVA	56 Points 50 Quali Rank 7
Shanaka CLAY	28 Points 45 Quali Rank 26	2	Tom MEIJER	87 Points 47 Quali Rank 25
Emilien CARDE	65 Points 43 Quali Rank 34	1	Nico MÜLLER	20 Points 44 Quali Rank 35
	1	Row		2

Pole Position

Clerk of the course Nigel Edwards:
 Stewards (Chairman) Horst Seidel:

Scrutineer Paul Klaassen:
 Timekeeping Ingrid/Meik Wagner:



Rotax Euro Challenge 2012 Wackersdorf

Rotax Juniors

Wackersdorf 1,275 Km

Warm up qualified 29-62

13.05.2012 09:00

Practice (5:00 Time) started at 9:00:00

Pos	No.	Name	Nat.	Chassis	Race Team	Laps	Best Tm	Diff	Gap In Lap	km/h
1	87	Tom MEIJER	NED	Formula K	Formula K Europe	5	52.858		4	86,836
2	78	Jakub KADLCAK	CZE	Tonykart	Gregor Racing	5	52.875	0.017	0.017	3 86,809
3	71	Florian WIESINGER	AUT	DR	VPDR	5	52.886	0.028	0.011	3 86,790
4	44	Ameer HASSAN	LIB	Formula K	Formula K Europe	5	52.948	0.090	0.062	5 86,689
5	23	Remo RAHULA	EST	Intrepid	Talvar Racing	5	52.981	0.123	0.033	4 86,635
6	37	Shayur HARPAL	RSA	Kosmic	Paul Carr Racing	5	52.986	0.128	0.005	4 86,627
7	86	Max HOFER	AUT	Birel	Speedworld Academy	5	53.002	0.144	0.016	5 86,601
8	74	Jai NIJJAR	GBR	Tonykart	Chris Rogers Motorsport	5	53.022	0.164	0.020	3 86,568
9	52	Boris KOLFF	NED	Intrepid	Team TKP	5	53.086	0.228	0.064	5 86,463
10	20	Nico MÜLLER	GER	DR	VPDR	5	53.100	0.242	0.014	3 86,441
11	66	Peter HUBER	AUT	Birel	Kalman Motorsport	5	53.193	0.335	0.093	3 86,290
12	42	Berkay BESLER	TUR	Tonykart	DNR Racing/Bouvin Power	5	53.198	0.340	0.005	3 86,281
13	72	Pavel SRDINKO	CZE	Sassport	SRDAS	5	53.215	0.357	0.017	4 86,254
14	30	Joel DEPTUCH	POL	Praga	Uniq Racing	5	53.287	0.429	0.072	5 86,137
15	56	Thomas SALVA	CZE	MS Kart	MS Kart Racing Team	5	53.295	0.437	0.008	3 86,124
16	28	Shanaka CLAY	SRL	Tonykart	TBA	5	53.330	0.472	0.035	3 86,068
17	57	Jonathan JUDEK	GER	FK	KM Racing	5	53.353	0.495	0.023	3 86,031
18	36	Henrique BAPTISTA	POR	Kosmic	Paul Carr Racing	5	53.375	0.517	0.022	2 85,995
19	16	Ryo HIROOKA	JPN	DR	VPDR	5	53.378	0.520	0.003	5 85,990
20	29	Teodor MORIN	SWE	Kosmic	Soda Kart	5	53.524	0.666	0.146	4 85,756
21	67	William TAYLFORTH	GBR	Tonykart	Coles Racing	5	53.544	0.686	0.020	3 85,724
22	59	Julius COLLIANDER CELIK	SWE	Kosmic	Soda Kart	5	53.584	0.726	0.040	3 85,660
23	60	Jan FILIP	CZE	Maranello	OK Kart	5	53.768	0.910	0.184	3 85,367
24	65	Emilien CARDE	FRA	Sodikart	Matec Competition	5	53.886	1.028	0.118	2 85,180
25	85	Ermo PIHTJOE	EST	Sodikart	Aix Racing Team	3	54.744	1.886	0.858	2 83,845



Rotax Euro Challenge 2012 Wackersdorf

Rotax Juniors

Wackersdorf 1,275 Km

Warm up qualified 29-62

13.05.2012 09:00

Practice (5:00 Time) started at 9:00:00

Lap	Time of Day	Lap Tm	S1 Tm	S2 Tm	S3 Tm
(87) Tom MEIJER					
1	9:02:02.954	54.330	19.831	17.607	16.892
2	9:02:56.221	53.267	19.263	17.287	16.717
3	9:03:49.333	53.112	19.402	17.003	16.707
4	9:04:42.191	52.858	19.191	17.020	16.647
5	9:05:35.635	53.444	19.166	17.484	16.794

(78) Jakob KADLCAK					
1	9:01:53.459	55.179	19.508	18.243	17.428
2	9:02:46.614	53.155	19.082	17.286	16.787
3	9:03:39.489	52.875	19.008	17.159	16.708
4	9:04:33.287	53.798	19.161	17.183	17.454
5	9:05:27.217	53.930	19.275	17.809	16.846

(71) Florian WIESINGER					
1	9:01:57.456	54.310	19.903	17.513	16.894
2	9:02:51.770	54.314	19.202	17.274	17.838
3	9:03:44.656	52.886	19.127	17.069	16.690
4	9:04:37.740	53.084	19.293	17.140	16.651
5	9:05:30.970	53.230	19.360	17.219	16.651

(44) Ameer HASSAN					
1	9:01:51.171	54.243	19.663	17.554	17.026
2	9:02:45.557	54.386	20.040	17.495	16.851
3	9:03:38.633	53.076	19.124	17.266	16.686
4	9:04:32.292	53.659	19.031	17.458	17.170
5	9:05:25.240	52.948	19.100	17.067	16.781

(23) Remo RAHULA					
1	9:01:56.331	54.741	19.622	17.589	17.530
2	9:02:51.191	54.860	19.271	17.509	18.080
3	9:03:44.237	53.046	19.225	17.174	16.647
4	9:04:37.218	52.981	19.269	17.084	16.628
5	9:05:30.451	53.233	19.592	17.056	16.585

(37) Shayur HARPAL					
1	9:01:51.576	54.055	19.952	17.330	16.773
2	9:02:44.959	53.383	19.303	17.287	16.793
3	9:03:38.081	53.122	19.207	17.141	16.774
4	9:04:31.067	52.986	19.156	17.075	16.755
5	9:05:24.109	53.042	19.155	17.129	16.758

(86) Max HOFER					
1	9:02:06.822	53.815	19.701	17.262	16.852
2	9:03:00.183	53.361	19.361	17.178	16.822
3	9:03:53.431	53.248	19.378	17.080	16.790
4	9:04:46.624	53.193	19.380	17.020	16.793
5	9:05:39.626	53.002	19.219	17.039	16.744

(74) Jai NIJJAR					
1	9:01:57.998	54.463	20.006	17.370	17.087
2	9:02:51.887	53.889	19.007	17.158	17.724
3	9:03:44.909	53.022	19.373	17.094	16.555
4	9:04:38.413	53.504	19.220	17.500	16.784
5	9:05:31.569	53.156	19.206	17.049	16.901

(52) Boris KOLFF					
1	9:01:56.192	55.405	20.112	17.597	17.696
2	9:02:50.210	54.018	19.257	17.578	17.183
3	9:03:44.515	54.305	19.788	17.396	17.121
4	9:04:38.742	54.227	19.580	17.573	17.074
5	9:05:31.828	53.086	19.174	17.251	16.661

(20) Nico MÜLLER					
1	9:01:52.754	55.711	20.582	18.000	17.129
2	9:02:46.173	53.419	19.273	17.316	16.830
3	9:03:39.273	53.100	19.152	17.210	16.738
4	9:04:33.399	54.126	19.590	17.263	17.273
5	9:05:26.837	53.438	19.366	17.276	16.796

(66) Peter HUBER					
1	9:01:58.853	55.385	20.433	17.757	17.195

2	9:02:52.904	54.051	19.550	17.543	16.958
3	9:03:46.097	53.193	19.266	17.261	16.666
4	9:04:39.805	53.708	19.268	17.471	16.969
5	9:05:35.768	55.963	19.924	18.170	17.869

(42) Berkay BESLER					
1	9:01:51.198	54.077	19.804	17.454	16.819
2	9:02:45.263	54.065	19.376	17.722	16.967
3	9:03:38.461	53.198	19.188	17.262	16.748
4	9:04:33.220	54.759	19.018	18.023	17.718
5	9:05:28.037	54.817	20.214	17.580	17.023

(72) Pavel SRDINKO					
1	9:02:09.030	1:09.673	20.294	29.513	19.866
2	9:03:02.798	53.768	19.642	17.309	16.817
3	9:03:56.073	53.275	19.370	17.138	16.767
4	9:04:49.288	53.215	19.283	17.136	16.796
5	9:05:42.679	53.391	19.343	17.184	16.864

(30) Joel DEPTUCH					
1	9:02:11.446	53.888	19.636	17.356	16.896
2	9:03:05.146	53.700	19.334	17.526	16.840
3	9:03:58.536	53.390	19.318	17.251	16.821
4	9:04:51.836	53.300	19.250	17.287	16.763
5	9:05:45.123	53.287	19.260	17.235	16.792

(56) Thomas SALVA					
1	9:02:00.509	54.094	19.504	17.664	16.926
2	9:02:54.247	53.738	19.682	17.314	16.742
3	9:03:47.542	53.295	19.360	17.281	16.654
4	9:04:41.559	54.017	19.149	17.225	17.643
5	9:05:35.323	53.764	19.178	17.417	17.169

(28) Shanaka CLAY					
1	9:01:56.060	55.096	19.774	17.601	17.721
2	9:02:49.759	53.699	19.175	17.546	16.978
3	9:03:43.089	53.330	19.143	17.326	16.861
4	9:04:36.863	53.774	19.333	17.472	16.969
5	9:05:30.622	53.759	19.518	17.295	16.946

(57) Jonathan JUDEK					
1	9:02:00.389	54.583	19.779	17.723	17.081
2	9:02:54.657	54.268	20.010	17.382	16.876
3	9:03:48.010	53.353	19.188	17.493	16.672
4	9:04:41.712	53.702	19.286	17.366	17.050
5	9:05:35.520	53.808	18.899	17.813	17.096

(36) Henrique BAPTISTA					
1	9:01:55.288	54.573	19.792	17.584	17.197
2	9:02:48.663	53.375	19.349	17.336	16.690
3	9:03:42.201	53.538	19.355	17.303	16.880
4	9:04:37.022	54.821	19.720	17.844	17.257
5	9:05:31.751	54.729	19.964	17.489	17.276

(16) Ryo HIROOKA					
1	9:01:56.798	57.147	20.536	17.777	18.834
2	9:02:52.016	55.218	19.641	17.667	17.910
3	9:03:45.837	53.821	19.870	17.272	16.679
4	9:04:39.396	53.559	19.200	17.526	16.833
5	9:05:32.774	53.378	19.242	17.442	16.694

(29) Teodor MORIN					
1	9:01:58.450	55.512	20.735	17.609	17.168
2	9:02:52.162	53.712	19.275	17.381	17.056
3	9:03:45.692	53.530	19.569	17.232	16.729
4	9:04:39.216	53.524	19.016	17.661	16.847
5	9:05:36.097	56.881	19.214	20.886	16.781

(67) William TAYLFORTH					
1	9:01:56.940	54.248	19.736	17.466	17.046
2	9:02:51.832	54.892	19.326	17.222	18.344
3	9:03:45.376	53.544	19.577	17.211	16.756
4	9:04:39.029	53.653	19.206	17.609	16.838



Rotax Euro Challenge 2012 Wackersdorf

Rotax Juniors

Wackersdorf 1,275 Km

Warm up qualified 29-62

13.05.2012 09:00

Practice (5:00 Time) started at 9:00:00

Lap	Time of Day	Lap Tm	S1 Tm	S2 Tm	S3 Tm	Lap	Time of Day	Lap Tm	S1 Tm	S2 Tm	S3 Tm
5	9:05:32.631	53.602	19.479	17.347	16.776						
(59) Julius COLLIANDER CELIK											
1	9:01:58.401	55.963	20.233	17.908	17.822						
2	9:02:53.471	55.070	19.666	18.154	17.250						
3	9:03:47.055	53.584	19.038	17.682	16.864						
4	9:04:41.859	54.804	19.339	17.587	17.878						
5	9:05:35.872	54.013	19.340	17.772	16.901						
(60) Jan FILIP											
1	9:01:55.106	55.823	20.754	17.690	17.379						
2	9:02:50.290	55.184	19.886	17.755	17.543						
3	9:03:44.058	53.768	19.538	17.325	16.905						
4	9:04:39.682	55.624	20.325	18.331	16.968						
5	9:05:35.023	55.341	20.468	17.603	17.270						
(65) Emilien CARDE											
1	9:01:54.689	55.690	20.417	17.923	17.350						
2	9:02:48.575	53.886	19.480	17.410	16.996						
3	9:03:42.700	54.125	19.698	17.315	17.112						
4	9:04:36.632	53.932	19.462	17.404	17.066						
5	9:05:32.530	55.898	21.603	17.281	17.014						
(85) Ermo PIHTJOE											
1	9:03:21.198	54.819	19.812	17.816	17.191						
2	9:04:15.942	54.744	19.799	17.667	17.278						
3	9:05:10.802	54.860	19.830	17.729	17.301						

Timekeeping Ingrid and Meik Wagner:

Clerk of the course Nigel Edwards:

Steward (Chairman) Horst Seidel:

Chief Scrutineer Paul Klaassen:

Licensed to: Motorsport Events

Printed: 13.05.2012 09:06:29

posted at:

h



Rotax Euro Challenge 2012 Wackersdorf

Rotax Juniors

Wackersdorf 1,275 Km

Warm up qualified 1-28

13.05.2012 09:30

Practice (5:00 Time) started at 9:30:02

Pos	No.	Name	Nat.	Chassis	Race Team	Laps	Best Tm	Diff	Gap In Lap	km/h
1	9	Janneau ESMEIJER	NED	Intrepid	Team TKP	5	51.746			4 88,703
2	35	Harry WEBB	GBR	Tonykart	Strawberry Racing	5	52.051	0.305	0.305	5 88,183
3	40	Jan JONCK	DEN	Tonykart	RS Competition	5	52.087	0.341	0.036	4 88,122
4	15	Lars LAMBORELLE	NED	Intrepid	Team TKP	3	52.226	0.480	0.139	2 87,887
5	7	Kaan ONDER	TUR	Alonso	Borusan Otomotiv M/Sport	5	52.230	0.484	0.004	5 87,881
6	53	Guan Yu ZHOU	GBR	Tonykart	Strawberry Racing	5	52.237	0.491	0.007	5 87,869
7	54	Jay GOODWIN	GBR	Tonykart	Strawberry Racing	5	52.337	0.591	0.100	4 87,701
8	98	Sam SCHIPPERS	NED	Intrepid	Team TKP	5	52.337	0.591		5 87,701
9	61	Josh WHITE	GBR	Tonykart	RL Racing Dept Ltd	5	52.340	0.594	0.003	4 87,696
10	73	Lando NORRIS	GBR	Tonykart	RL Racing Dept Ltd	5	52.374	0.628	0.034	5 87,639
11	38	Cem BOLUKBASI	TUR	Kosmic	Paul Carr Racing	5	52.375	0.629	0.001	4 87,637
12	25	Jack BARTHOLOMEW	GBR	Zanardi	Coles Racing	5	52.376	0.630	0.001	4 87,636
13	17	Ralf ARON	EST	Tonykart	Aix Racing	5	52.381	0.635	0.005	4 87,627
14	26	Jessica BACKMAN	SWE	Tonykart	Strawberry Racing	5	52.395	0.649	0.014	3 87,604
15	50	Lennert VAN BOGAERT	BEL	Maranello	EGP	5	52.408	0.662	0.013	5 87,582
16	70	Max TIMMERMANS	BEL	Formula K	Formula K Europe	5	52.408	0.662		5 87,582
17	34	Pepijn STEEMAN	NED	Gillard	DFK	5	52.456	0.710	0.048	4 87,502
18	19	Tobias HOLM	DEN	Kosmic	Star Karting	5	52.477	0.731	0.021	3 87,467
19	21	Connor HALL	GBR	Tonykart	Coles Racing	5	52.542	0.796	0.065	4 87,359
20	69	Ryan ANDERTON	GBR	Tonykart	Coles Racing	5	52.568	0.822	0.026	5 87,315
21	48	Frida GRANDIN	SWE	Kosmic	Soda Kart	5	52.585	0.839	0.017	5 87,287
22	64	Momo OKUDA	JPN	DR	VPDR	5	52.594	0.848	0.009	5 87,272
23	45	Sven VAN DER SLIK	NED	Intrepid	Team TKP	5	52.628	0.882	0.034	5 87,216
24	49	Max AITKEN	GBR	Formula K	Protrain Racing	5	52.808	1.062	0.180	3 86,919
25	77	Fazio FRANSSSEN	NED	Formula K	Formula K Europe	5	52.834	1.088	0.026	4 86,876
26	18	Thomas PREINING	AUT	Formula K	Protrain Racing	1	53.545	1.799	0.711	1 85,722
27	89	Joseph BURTON-HARRIS	AUS	Formula K	Formula K Europe	1	53.623	1.877	0.078	1 85,598
28	68	Vince HERCSIK	HUN	Birel	Kalman Motorsport	4	53.644	1.898	0.021	4 85,564



Rotax Euro Challenge 2012 Wackersdorf

Rotax Juniors

Wackersdorf 1,275 Km

Warm up qualified 1-28

13.05.2012 09:30

Practice (5:00 Time) started at 9:30:00

Lap	Time of Day	Lap Tm	S1 Tm	S2 Tm	S3 Tm	Lap	Time of Day	Lap Tm	S1 Tm	S2 Tm	S3 Tm
(9) Janneau ESMEIJER						4	9:34:35.088	52.375	18.903	16.989	16.483
1	9:32:04.157	52.419	18.919	16.916	16.584	5	9:35:27.774	52.686	19.060	16.971	16.655
2	9:32:56.098	51.941	18.681	16.804	16.456	(25) Jack BARTHOLOMEW					
3	9:33:47.981	51.883	18.770	16.767	16.346	1	9:31:55.933	53.047	19.136	17.157	16.754
4	9:34:39.727	51.746	18.616	16.795	16.335	2	9:32:49.408	53.475	19.590	17.057	16.828
5	9:35:34.175	54.448	20.052	17.151	17.245	3	9:33:42.118	52.710	18.918	17.079	16.713
(35) Harry WEBB						4	9:34:34.494	52.376	18.841	17.010	16.525
1	9:32:01.200	52.777	19.049	17.087	16.641	5	9:35:27.065	52.571	18.779	17.075	16.717
2	9:32:53.417	52.217	18.815	16.897	16.505	(17) Ralf ARON					
3	9:33:45.550	52.133	18.740	16.938	16.455	1	9:31:59.354	55.101	20.339	17.815	16.947
4	9:34:38.005	52.455	18.958	16.874	16.623	2	9:32:52.125	52.771	19.009	17.135	16.627
5	9:35:30.056	52.051	18.830	16.746	16.475	3	9:33:44.750	52.625	19.032	17.030	16.563
(40) Jan JONCK						4	9:34:37.131	52.381	18.940	16.911	16.530
1	9:32:01.769	53.046	19.355	17.061	16.630	5	9:35:29.533	52.402	18.898	16.936	16.568
2	9:32:54.040	52.271	18.805	16.970	16.496	(26) Jessica BACKMAN					
3	9:33:46.357	52.317	18.830	16.908	16.579	1	9:31:57.625	53.244	19.305	17.203	16.736
4	9:34:38.444	52.087	18.761	16.885	16.441	2	9:32:50.216	52.591	18.982	17.016	16.593
5	9:35:30.808	52.364	18.943	16.897	16.524	3	9:33:42.611	52.395	18.785	16.988	16.622
(15) Lars LAMBORELLE						4	9:34:35.347	52.736	19.247	16.958	16.531
1	9:31:50.671	52.482	19.096	16.968	16.418	5	9:35:27.955	52.608	18.944	17.013	16.651
2	9:32:42.897	52.226	18.767	16.992	16.467	(50) Lennert VAN BOGAERT					
3	9:33:38.164	55.267	20.088	17.641	17.538	1	9:31:50.508	53.802	19.709	17.345	16.748
(7) Kaan ONDER						2	9:32:43.467	52.959	19.227	17.125	16.607
1	9:32:01.462	53.276	19.102	17.431	16.743	3	9:33:36.024	52.557	18.724	17.201	16.632
2	9:32:53.885	52.423	18.872	17.020	16.531	4	9:34:28.478	52.454	18.982	16.907	16.565
3	9:33:47.338	53.453	19.347	17.461	16.645	5	9:35:20.886	52.408	19.025	16.834	16.549
4	9:34:39.659	52.321	18.798	16.970	16.553	(70) Max TIMMERMANS					
5	9:35:31.889	52.230	18.849	16.870	16.511	1	9:31:51.245	53.160	19.472	17.083	16.605
(53) Guan Yu ZHOU						2	9:32:43.806	52.561	18.920	17.026	16.615
1	9:32:02.230	53.595	19.756	17.073	16.766	3	9:33:36.472	52.666	19.047	16.984	16.635
2	9:32:54.533	52.303	18.816	16.981	16.506	4	9:34:29.014	52.542	18.897	17.008	16.637
3	9:33:47.113	52.580	18.822	17.136	16.622	5	9:35:21.422	52.408	18.479	17.300	16.629
4	9:34:39.400	52.287	18.812	16.933	16.542	(34) Pepijn STEEMAN					
5	9:35:31.637	52.237	18.792	16.828	16.617	1	9:31:56.131	53.098	19.262	17.167	16.669
(54) Jay GOODWIN						2	9:32:49.113	52.982	19.211	17.031	16.740
1	9:32:02.903	52.850	19.124	17.039	16.687	3	9:33:42.392	53.279	19.018	17.444	16.817
2	9:32:55.342	52.439	18.850	16.974	16.615	4	9:34:34.848	52.456	18.932	17.037	16.487
3	9:33:47.696	52.354	19.005	16.874	16.475	5	9:35:27.548	52.700	19.040	17.032	16.628
4	9:34:40.033	52.337	19.066	16.869	16.402	(19) Tobias HOLM					
5	9:35:33.240	53.207	19.088	17.431	16.688	1	9:31:59.188	53.641	19.204	17.547	16.890
(98) Sam SCHIPPERS						2	9:32:52.380	53.192	19.009	17.190	16.993
1	9:31:49.558	53.741	19.765	17.152	16.824	3	9:33:44.857	52.477	18.946	17.016	16.515
2	9:32:42.707	53.149	19.598	16.994	16.557	4	9:34:37.931	53.074	19.312	16.957	16.805
3	9:33:35.286	52.579	19.034	16.892	16.653	5	9:35:45.504	1:07.573	20.190	26.511	20.872
4	9:34:27.704	52.418	19.045	16.877	16.496	(21) Connor HALL					
5	9:35:20.041	52.337	18.913	16.879	16.545	1	9:31:55.628	52.883	19.046	17.169	16.668
(61) Josh WHITE						2	9:32:48.519	52.891	19.059	17.141	16.691
1	9:32:12.917	53.008	19.238	17.093	16.677	3	9:33:41.279	52.760	19.180	17.038	16.542
2	9:33:05.459	52.542	19.026	16.879	16.637	4	9:34:33.821	52.542	18.997	16.984	16.561
3	9:33:57.945	52.486	19.020	16.816	16.650	5	9:35:26.394	52.573	18.895	16.972	16.706
4	9:34:50.285	52.340	19.069	16.744	16.527	(69) Ryan ANDERTON					
5	9:35:42.770	52.485	18.934	16.818	16.733	1	9:31:55.204	53.940	19.641	17.392	16.907
(73) Lando NORRIS						2	9:32:48.835	53.631	19.386	17.492	16.753
1	9:31:49.931	52.937	19.096	17.121	16.720	3	9:33:42.199	53.364	19.125	17.250	16.989
2	9:32:42.536	52.605	18.916	17.062	16.627	4	9:34:34.782	52.583	18.925	17.076	16.582
3	9:33:35.037	52.501	18.907	17.036	16.558	5	9:35:27.350	52.568	18.915	16.975	16.678
4	9:34:27.554	52.517	19.009	16.924	16.584	(48) Frida GRANDIN					
5	9:35:19.928	52.374	18.859	16.904	16.611	1	9:31:58.226	53.716	19.279	17.529	16.908
(38) Cem BOLUKBASI						2	9:32:51.301	53.075	19.175	17.254	16.646
1	9:31:56.776	53.327	19.087	17.320	16.920	3	9:33:44.689	53.388	19.072	17.122	17.194
2	9:32:49.759	52.983	19.329	17.039	16.615	4	9:34:38.139	53.450	19.953	17.015	16.482
3	9:33:42.713	52.954	18.889	17.175	16.890	5	9:35:30.724	52.585	18.999	16.942	16.644



Rotax Euro Challenge 2012 Wackersdorf

Rotax Juniors

Wackersdorf 1,275 Km

Warm up qualified 1-28

13.05.2012 09:30

Practice (5:00 Time) started at 9:30:00

Lap	Time of Day	Lap Tm	S1 Tm	S2 Tm	S3 Tm	Lap	Time of Day	Lap Tm	S1 Tm	S2 Tm	S3 Tm
(64) Momo OKUDA											
1	9:31:53.272	53.903	19.859	17.309	16.735						
2	9:32:46.020	52.748	19.200	17.014	16.534						
3	9:33:39.101	53.081	19.392	17.000	16.689						
4	9:34:31.894	52.793	18.938	17.134	16.721						
5	9:35:24.488	52.594	18.952	16.915	16.727						
(45) Sven VAN DER SLIK											
1	9:31:53.496	53.630	19.573	17.344	16.713						
2	9:32:46.169	52.673	19.233	16.987	16.453						
3	9:33:39.238	53.069	19.095	17.433	16.541						
4	9:34:31.981	52.743	19.173	17.027	16.543						
5	9:35:24.609	52.628	19.206	16.903	16.519						
(49) Max AITKEN											
1	9:31:55.322	53.271	19.300	17.173	16.798						
2	9:32:48.301	52.979	19.120	17.147	16.712						
3	9:33:41.109	52.808	19.129	17.020	16.659						
4	9:34:34.059	52.950	19.408	16.953	16.589						
5	9:35:27.686	53.627	18.850	17.570	17.207						
(77) Fazio FRANSEN											
1	9:32:06.230	52.992	19.158	17.092	16.742						
2	9:32:59.109	52.879	19.145	17.051	16.683						
3	9:33:52.057	52.948	19.117	17.051	16.780						
4	9:34:44.891	52.834	19.090	17.000	16.744						
5	9:35:38.518	53.627	19.241	17.581	16.805						
(18) Thomas PREINING											
1	9:31:53.140	53.545	19.174	17.129	17.242						
(89) Joseph BURTON-HARRIS											
1	9:31:53.074	53.623	19.603	17.149	16.871						
(68) Vince HERCSIK											
1	9:32:04.710	59.542	19.295	17.529	22.718						
2	9:34:00.668	1:55.958	1:21.570	17.522	16.866						
3	9:34:54.422	53.754	19.578	17.226	16.950						
4	9:35:48.066	53.644	19.450	17.251	16.943						

Timekeeping Ingrid and Meik Wagner:

Clerk of the course Nigel Edwards:

Steward (Chairman) Horst Seidel:

Chief Scrutineer Paul Klaassen:

www.mylaps.com

Licensed to: Motorsport Events



Rotax Euro Challenge 2012 Wackersdorf

Rotax Juniors Wackersdorf 1,275 Km

Second Chance Heat 13.05.2012 10:20


Race (8 Laps) started at 10:30:31

Pos	No.	Name	Nat.	Chassis	Race Team	Laps	Total Tm	Diff	Best Tm	In Lap	km/h	Points
1	20	Nico MÜLLER	GER	DR	VPDR	8	7:04.172		52.468	8	87,482	0
2	37	Shayur HARPAL	RSA	Kosmic	Paul Carr Racing	8	7:04.343	0.171	52.178	6	87,968	0
3	67	William TAYLFORTH	GBR	Tonykart	Coles Racing	8	7:04.715	0.543	52.183	6	87,960	0
4	65	Emilien CARDE	FRA	Sodikart	Matec Competition	8	7:05.252	1.080	52.105	6	88,091	0
5	87	Tom MEIJER	NED	Formula K	Formula K Europe	8	7:05.409	1.237	52.082	6	88,130	0
6	71	Florian WIESINGER	AUT	DR	VPDR	8	7:05.926	1.754	52.266	6	87,820	0
7	36	Henrique BAPTISTA	POR	Kosmic	Paul Carr Racing	8	7:06.108	1.936	52.092	6	88,113	0
8	28	Shanaka CLAY	SRL	Tonykart	TBA	8	7:06.343	2.171	52.116	7	88,073	0
9	16	Ryo HIROOKA	JPN	DR	VPDR	8	7:06.567	2.395	51.946	6	88,361	0
10	30	Joel DEPTUCH	POL	Praga	Uniq Racing	8	7:07.148	2.976	52.041	8	88,200	0
11	86	Max HOFER	AUT	Birel	Speedworld Academy	8	7:08.163	3.991	51.986	7	88,293	0
12	72	Pavel SRDINKO	CZE	Sassport	SRDAS	8	7:08.756	4.584	52.329	5	87,714	0
13	74	Jai NIJJAR	GBR	Tonykart	Chris Rogers Motorsport	8	7:10.336	6.164	51.984	8	88,296	0
14	29	Teodor MORIN	SWE	Kosmic	Soda Kart	8	7:11.360	7.188	52.669	8	87,148	0
15	42	Berkay BESLER	TUR	Tonykart	DNR Racing/Bouvin Power	8	7:12.628	8.456	52.078	7	88,137	0
16	23	Remo RAHULA	EST	Intrepid	Talvar Racing	8	7:12.887	8.715	52.316	7	87,736	0
17	85	Ermo PIHTJOE	EST	Sodikart	Aix Racing Team	8	7:13.794	9.622	52.745	7	87,022	0
18	57	Jonathan JUDEK	GER	FK	KM Racing	8	7:13.901	9.729	52.382	5	87,626	0
19	52	Boris KOLFF	NED	Intrepid	Team TKP	8	7:15.695	11.523	52.557	5	87,334	0
20	66	Peter HUBER	AUT	Birel	Kalman Motorsport	8	7:15.898	11.726	52.400	7	87,595	0
21	60	Jan FILIP	CZE	Maranello	OK Kart	8	7:19.881	15.709	53.013	7	86,583	0
22	56	Thomas SALVA	CZE	MS Kart	MS Kart Racing Team	4	3:42.831	4 Laps	53.399	3	85,957	0
23	44	Ameer HASSAN	LIB	Formula K	Formula K Europe	4	3:55.456	4 Laps	53.151	3	86,358	0
24	59	Julius COLLIANDER CELIK	SWE	Kosmic	Soda Kart	3	2:58.314	5 Laps	54.311	2	84,513	0
25	78	Jakub KADLCAK	CZE	Tonykart	Gregor Racing		0.551	8 Laps		0	-	0

Announcements

These results are provisional until the conclusion of any judicial and technical matters
 No. 52 warning board
 Pos. 1-6 qualified for prefinal
 Started: 25 Classified: 25 Not classified: 0

Margin of Victory	Ø km/h	Best Lap Tm	km/h	Best Lap by
0.171	86,569	51.946	88,361	16 - Ryo HIROOKA

Timekeeping Ingrid and Meik Wagner:  Clerk of the course Nigel Edwards: www.mylaps.com
 Steward (Chairman) Horst Seidel: Chief Scrutineer Paul Klaassen: Licensed to: Motorsport Events
 Printed: 13.05.2012 10:38:41 posted at: h



Rotax Euro Challenge 2012 Wackersdorf

Rotax Juniors

Wackersdorf 1,275 Km

Second Chance Heat

13.05.2012 10:20

Race (8 Laps) started at 10:30:31

Lap	Time of Day	Lap Tm	S1 Tm	S2 Tm	S3 Tm	Lap	Time of Day	Lap Tm	S1 Tm	S2 Tm	S3 Tm
(20) Nico MÜLLER						2	10:32:21.769	52.717	19.047	17.073	16.597
1	10:31:26.476	54.900	20.544	17.426	16.930	3	10:33:14.293	52.524	18.916	16.980	16.628
2	10:32:19.794	53.318	19.358	17.163	16.797	4	10:34:06.679	52.386	18.707	17.096	16.583
3	10:33:12.593	52.799	19.070	17.001	16.728	5	10:35:01.101	54.422	20.396	17.428	16.598
4	10:34:05.525	52.932	19.210	17.031	16.691	6	10:35:53.603	52.502	18.976	16.951	16.575
5	10:34:58.133	52.608	18.970	16.960	16.678	7	10:36:45.719	52.116	18.711	16.921	16.484
6	10:35:50.785	52.652	19.017	17.005	16.630	8	10:37:37.919	52.200	18.907	16.838	16.455
7	10:36:43.280	52.495	18.904	16.973	16.618	(16) Ryo HIROOKA					
8	10:37:35.748	52.468	18.935	16.929	16.604	1	10:31:27.849	55.805	21.765	17.292	16.748
(37) Shayur HARPAL						2	10:32:20.512	52.663	19.081	17.043	16.539
1	10:31:26.896	55.042	20.748	17.476	16.818	3	10:33:13.363	52.851	19.056	17.123	16.672
2	10:32:19.879	52.983	19.264	17.113	16.606	4	10:34:07.227	53.864	19.108	17.770	16.986
3	10:33:12.844	52.965	19.171	17.163	16.631	5	10:35:00.643	53.416	19.587	17.237	16.992
4	10:34:06.213	53.369	19.135	17.401	16.833	6	10:35:52.589	51.946	18.687	16.794	16.465
5	10:34:58.749	52.536	18.902	16.987	16.647	7	10:36:45.312	52.723	18.664	17.003	17.056
6	10:35:50.927	52.178	18.697	16.996	16.485	8	10:37:38.143	52.831	19.510	16.876	16.445
7	10:36:43.415	52.488	18.990	17.018	16.480	(30) Joel DEPTUCH					
8	10:37:35.919	52.504	19.043	16.956	16.505	1	10:31:30.806	58.817	24.360	17.588	16.869
(67) William TAYLFORTH						2	10:32:24.242	53.436	19.397	17.174	16.865
1	10:31:28.523	56.653	22.317	17.453	16.883	3	10:33:17.467	53.225	19.480	17.018	16.727
2	10:32:21.272	52.749	19.103	16.959	16.687	4	10:34:09.790	52.323	18.860	16.930	16.533
3	10:33:13.662	52.390	18.972	16.848	16.570	5	10:35:01.963	52.173	18.745	16.971	16.457
4	10:34:06.594	52.932	19.013	17.238	16.681	6	10:35:54.088	52.125	18.714	16.797	16.614
5	10:34:59.456	52.862	19.279	16.891	16.692	7	10:36:46.683	52.595	18.966	16.976	16.653
6	10:35:51.639	52.183	18.761	16.890	16.532	8	10:37:38.724	52.041	18.813	16.796	16.432
7	10:36:44.010	52.371	18.860	16.913	16.598	(86) Max HOFER					
8	10:37:36.291	52.281	18.900	16.824	16.557	1	10:31:32.811	59.699	24.230	18.240	17.229
(65) Emilien CARDE						2	10:32:25.993	53.182	19.383	17.194	16.605
1	10:31:28.985	57.284	22.462	17.909	16.913	3	10:33:18.326	52.333	18.858	16.803	16.672
2	10:32:21.693	52.708	18.874	17.098	16.736	4	10:34:10.975	52.649	19.293	16.823	16.533
3	10:33:14.574	52.881	19.251	16.985	16.645	5	10:35:03.603	52.628	18.986	17.026	16.616
4	10:34:07.154	52.580	18.860	17.010	16.710	6	10:35:55.647	52.044	18.737	16.730	16.577
5	10:34:59.963	52.809	19.157	16.957	16.695	7	10:36:47.633	51.986	18.708	16.747	16.531
6	10:35:52.068	52.105	18.706	16.910	16.489	8	10:37:39.739	52.106	18.725	16.875	16.506
7	10:36:44.716	52.648	18.753	17.070	16.825	(72) Pavel SRDINKO					
8	10:37:36.828	52.112	18.657	16.876	16.579	1	10:31:30.553	58.058	23.519	17.539	17.000
(87) Tom MEIJER						2	10:32:24.041	53.488	19.329	17.260	16.899
1	10:31:26.938	55.275	20.746	17.452	17.077	3	10:33:16.790	52.749	19.077	16.908	16.764
2	10:32:20.151	53.213	19.474	17.126	16.613	4	10:34:09.254	52.464	18.970	16.917	16.577
3	10:33:12.976	52.825	19.111	17.083	16.631	5	10:35:01.583	52.329	18.902	16.852	16.575
4	10:34:06.000	53.024	19.121	17.194	16.709	6	10:35:54.304	52.721	18.814	16.908	16.999
5	10:35:00.101	54.101	20.438	17.100	16.563	7	10:36:47.283	52.979	18.897	16.957	17.125
6	10:35:52.183	52.082	18.739	16.927	16.416	8	10:37:40.332	53.049	19.255	16.923	16.871
7	10:36:44.800	52.617	18.793	17.066	16.758	(74) Jai NIJJAR					
8	10:37:36.985	52.185	18.808	16.921	16.456	1	10:31:33.251	1:00.197	24.915	18.510	16.772
(71) Florian WIESINGER						2	10:32:27.037	53.786	19.649	17.406	16.731
1	10:31:27.417	55.463	21.338	17.344	16.781	3	10:33:20.049	53.012	19.173	16.995	16.844
2	10:32:20.394	52.977	19.156	17.172	16.649	4	10:34:12.925	52.876	19.301	17.024	16.551
3	10:33:13.290	52.896	19.036	17.101	16.759	5	10:35:05.739	52.814	18.731	17.248	16.835
4	10:34:06.442	53.152	19.034	17.302	16.816	6	10:35:57.783	52.044	18.884	16.728	16.432
5	10:34:59.231	52.789	19.183	16.940	16.666	7	10:36:49.928	52.145	18.688	17.010	16.447
6	10:35:51.497	52.266	18.722	16.975	16.569	8	10:37:41.912	51.984	18.722	16.735	16.527
7	10:36:45.115	53.618	19.174	17.462	16.982	(29) Teodor MORIN					
8	10:37:37.502	52.387	18.959	16.887	16.541	1	10:31:31.320	58.587	23.932	17.716	16.939
(36) Henrique BAPTISTA						2	10:32:24.757	53.437	19.464	17.273	16.700
1	10:31:30.130	57.379	23.045	17.524	16.810	3	10:33:18.073	53.316	19.374	17.152	16.790
2	10:32:22.728	52.598	18.958	17.019	16.621	4	10:34:10.756	52.683	19.220	16.988	16.475
3	10:33:15.115	52.387	19.002	16.874	16.511	5	10:35:03.997	53.241	19.299	17.280	16.662
4	10:34:07.502	52.387	18.893	16.875	16.619	6	10:35:56.718	52.721	18.801	17.050	16.870
5	10:35:01.215	53.713	19.397	17.810	16.506	7	10:36:50.267	53.549	18.986	17.952	16.611
6	10:35:53.307	52.092	18.700	16.839	16.553	8	10:37:42.936	52.669	18.990	16.993	16.686
7	10:36:45.510	52.203	18.778	16.873	16.552	(42) Berkay BESLER					
8	10:37:37.684	52.174	18.709	16.990	16.475	1	10:31:34.502	1:01.808	26.030	18.970	16.808
(28) Shanaka CLAY						2	10:32:28.345	53.843	19.174	17.257	17.412
1	10:31:29.052	57.268	22.832	17.716	16.720	3	10:33:20.841	52.496	18.929	16.976	16.591
						4	10:34:13.164	52.323	18.893	16.902	16.528



Rotax Euro Challenge 2012 Wackersdorf

Rotax Juniors Wackersdorf 1,275 Km

Second Chance Heat 13.05.2012 10:20

Race (8 Laps) started at 10:30:31

Lap	Time of Day	Lap Tm	S1 Tm	S2 Tm	S3 Tm	Lap	Time of Day	Lap Tm	S1 Tm	S2 Tm	S3 Tm
5	10:35:06.047	52.883	19.213	17.146	16.524	2	10:32:39.415	53.907	19.698	17.358	16.851
6	10:35:59.633	53.586	19.282	17.362	16.942	3	10:33:32.566	53.151	19.322	17.084	16.745
7	10:36:51.711	52.078	18.627	16.935	16.516	4	10:34:27.032	54.466	19.218	17.055	18.193
8	10:37:44.204	52.493	19.095	16.827	16.571						

(23) Remo RAHULA

1	10:31:33.184	1:00.776	25.025	18.450	17.301
2	10:32:27.687	54.503	20.063	17.390	17.050
3	10:33:20.542	52.855	19.173	17.026	16.656
4	10:34:13.556	53.014	19.423	17.073	16.518
5	10:35:06.457	52.901	19.017	17.353	16.531
6	10:35:59.089	52.632	18.975	17.038	16.619
7	10:36:51.405	52.316	18.936	16.886	16.494
8	10:37:44.463	53.058	19.649	16.997	16.412

(59) Julius COLLIANDER CELIK

1	10:31:32.479	1:00.245	24.587	18.457	17.201
2	10:32:26.790	54.311	19.496	17.615	17.200
3	10:33:29.890	1:03.100	25.957	17.586	19.557

(85) Ermo PIHTJOE

1	10:31:30.062	57.679	23.088	17.644	16.947
2	10:32:24.208	54.146	19.671	17.223	17.252
3	10:33:18.291	54.083	19.700	17.231	17.152
4	10:34:12.361	54.070	19.743	17.361	16.966
5	10:35:05.486	53.125	19.112	17.217	16.796
6	10:35:59.849	54.363	19.728	17.372	17.263
7	10:36:52.594	52.745	18.913	17.114	16.718
8	10:37:45.370	52.776	18.917	17.122	16.737

(57) Jonathan JUDEK

1	10:31:34.775	56.426	21.707	18.045	16.674
2	10:32:28.440	53.665	19.248	17.257	17.160
3	10:33:21.174	52.734	19.061	17.115	16.558
4	10:34:14.161	52.987	19.026	17.016	16.945
5	10:35:06.543	52.382	18.825	17.091	16.466
6	10:35:59.960	53.417	19.466	17.222	16.729
7	10:36:52.694	52.734	19.176	16.960	16.598
8	10:37:45.477	52.783	19.075	17.072	16.636

(52) Boris KOLFF

1	10:31:33.573	1:01.367	26.431	18.090	16.846
2	10:32:28.523	54.950	19.600	17.582	17.768
3	10:33:21.666	53.143	19.285	17.242	16.616
4	10:34:14.656	52.990	18.921	17.061	17.008
5	10:35:07.213	52.557	18.883	17.067	16.607
6	10:36:00.825	53.612	18.904	18.182	16.526
7	10:36:53.468	52.643	18.861	17.185	16.597
8	10:37:47.271	53.803	19.970	17.251	16.582

(66) Peter HUBER

1	10:31:32.718	59.829	24.206	18.364	17.259
2	10:32:29.079	56.361	20.060	17.707	18.594
3	10:33:22.023	52.944	18.989	17.200	16.755
4	10:34:14.462	52.439	18.844	16.916	16.679
5	10:35:08.049	53.587	19.815	17.024	16.748
6	10:36:01.314	53.265	18.956	17.602	16.707
7	10:36:53.714	52.400	18.876	16.886	16.638
8	10:37:47.474	53.760	20.077	17.069	16.614

(60) Jan FILIP

1	10:31:32.561	1:00.446	24.576	18.475	17.395
2	10:32:25.672	53.111	19.275	17.215	16.621
3	10:33:18.701	53.029	19.479	17.016	16.534
4	10:34:12.468	53.767	19.485	17.319	16.963
5	10:35:06.326	53.858	19.950	17.328	16.580
6	10:36:00.158	53.832	19.560	17.112	17.160
7	10:36:53.171	53.013	19.290	17.119	16.604
8	10:37:51.457	58.286	24.352	17.237	16.697

(56) Thomas SALVA

1	10:31:32.962	1:01.213	25.501	18.457	17.255
2	10:32:26.863	53.901	19.600	17.294	17.007
3	10:33:20.262	53.399	19.119	17.351	16.929
4	10:34:14.407	54.145	18.973	17.687	17.485

(44) Ameer HASSAN

1	10:31:45.508	1:13.217	38.948	17.407	16.862
---	--------------	----------	--------	--------	--------

Timekeeping Ingrid and Meik Wagner: Clerk of the course Nigel Edwards:

Steward (Chairman) Horst Seidel: www.mylaps.com
 Chief Scrutineer Paul Klaassen: Licensed to: Motorsport Events

Rotax Euro Challenge 2012
 Class: Rotax Max Juniors
 Date/Time: 13.05.2012 11:20

Track: Wackersdorf / Germany
 Heat: Prefinal
 Laps: 11

Edition 1

Tom MEIJER	87	2nd Chance 5	17	Florian WIESINGER	71	2nd Chance 6
	33				34	
William TAYLFORTH	67	2nd Chance 3	16	Emilien CARDE	65	2nd Chance 4
	31				32	
Nico MÜLLER	20	2nd Chance 1	15	Shayur HARPAL	37	2nd Chance 2
	29				30	
Frida GRANDIN	48	Points 40 Quali Rank 28	14	Tobias HOLM	19	Points 41 Quali Rank 49
	27				28	
Jack BARTHOLOMEV	25	Points 39 Quali Rank 30	13	Ralf ARON	17	Points 39 Quali Rank 43
	25				26	
Guan Yu ZHOU	53	Points 36 Quali Rank 18	12	Max TIMMERMANS	70	Points 37 Quali Rank 12
	23				24	
Cem BOLUKBASI	38	Points 35 Quali Rank 21	11	Josh WHITE	61	Points 36 Quali Rank 10
	21				22	
Jessica BACKMAN	26	Points 34 Quali Rank 36	10	Sven VAN DER SLIK	45	Points 35 Quali Rank 20
	19				20	
Vince HERCSIK	68	Points 33 Quali Rank 33	9	Lennert VAN BOGAERT	50	Points 34 Quali Rank 22
	17				18	
Joseph BURTON-HARRI	89	Points 32 Quali Rank 2	8	Thomas PREINING	18	Points 32 Quali Rank 15
	15				16	
Momo OKUDA	64	Points 26 Quali Rank 23	7	Kaan ONDER	7	Points 30 Quali Rank 9
	13				14	
Fazio FRANSEN	77	Points 24 Quali Rank 31	6	Max AITKEN	49	Points 25 Quali Rank 16
	11				12	
Jan JONCK	40	Points 22 Quali Rank 37	5	Pepijn STEEMAN	34	Points 24 Quali Rank 4
	9				10	
Harry WEBB	35	Points 18 Quali Rank 6	4	Lars LAMBORELLE	15	Points 20 Quali Rank 19
	7				8	
Ryan ANDERTON	69	Points 16 Quali Rank 13	3	Jay GOODWIN	54	Points 17 Quali Rank 14
	5				6	
Sam SCHIPPERS	98	Points 7 Quali Rank 3	2	Connor HALL	21	Points 9 Quali Rank 5
	3				4	
Janneau ESMEIJER	9	Points 0 Quali Rank 1	1	Lando NORRIS	73	Points 5 Quali Rank 8
	1				2	

Pole Position

Clerk of the course Nigel Edwards:
 Stewards (Chairman) Horst Seidel:

Scrutineer Paul Klaassen:
 Timekeeping Ingrid/Meik Wagner:



Rotax Euro Challenge 2012 Wackersdorf

Rotax Juniors Wackersdorf 1,275 Km

Pre-Final 13.05.2012 11:20


Race (11 Laps) started at 11:24:08

Pos	No.	Name	Nat.	Chassis	Race Team	Laps	Total Tm	Diff	Best Tm	In Lap	km/h	Points
1	9	Janneau ESMEIJER	NED	Intrepid	Team TKP	11	9:39.878		52.254	11	87,840	34
2	35	Harry WEBB	GBR	Tonykart	Strawberry Racing	11	9:41.114	1.236	52.271	10	87,812	33
3	98	Sam SCHIPPERS	NED	Intrepid	Team TKP	11	9:41.954	2.076	52.238	10	87,867	32
4	73	Lando NORRIS	GBR	Tonykart	RL Racing Dept Ltd	11	9:42.035	2.157	52.180	10	87,965	31
5	15	Lars LAMBORELLE	NED	Intrepid	Team TKP	11	9:42.636	2.758	52.030	10	88,218	30
6	34	Pepijn STEEMAN	NED	Gillard	DFK	11	9:43.275	3.397	51.868	11	88,494	29
7	69	Ryan ANDERTON	GBR	Tonykart	Coles Racing	11	9:47.363	7.485	52.553	9	87,340	28
8	40	Jan JONCK	DEN	Tonykart	RS Competition	11	9:47.521	7.643	52.210	9	87,914	27
9	61	Josh WHITE	GBR	Tonykart	RL Racing Dept Ltd	11	9:47.707	7.829	51.911	8	88,421	26
10	53	Guan Yu ZHOU	GBR	Tonykart	Strawberry Racing	11	9:48.820	8.942	51.874	10	88,484	25
11	49	Max AITKEN	GBR	Formula K	Protrain Racing	11	9:48.960	9.082	52.013	10	88,247	24
12	38	Cem BOLUKBASI	TUR	Kosmic	Paul Carr Racing	11	9:49.107	9.229	52.759	7	86,999	23
13	7	Kaan ONDER	TUR	Alonso	Borusan Otomotiv M/Sport	11	9:49.360	9.482	52.253	8	87,842	22
14	21	Connor HALL	GBR	Tonykart	Coles Racing	11	9:50.360	10.482	52.267	7	87,818	21
15	77	Fazio FRANSEN	NED	Formula K	Formula K Europe	11	9:50.527	10.649	52.449	8	87,514	20
16	45	Sven VAN DER SLIK	NED	Intrepid	Team TKP	11	9:51.229	11.351	52.475	10	87,470	19
17	18	Thomas PREINING	AUT	Formula K	Protrain Racing	11	9:52.202	12.324	52.194	10	87,941	18
18	25	Jack BARTHOLOMEW	GBR	Zanardi	Coles Racing	11	9:52.408	12.530	52.271	10	87,812	17
19	19	Tobias HOLM	DEN	Kosmic	Star Karting	11	9:52.639	12.761	52.378	8	87,632	16
20	48	Frida GRANDIN	SWE	Kosmic	Soda Kart	11	9:53.139	13.261	52.273	10	87,808	15
21	54	Jay GOODWIN	GBR	Tonykart	Strawberry Racing	11	9:54.924	15.046	52.345	8	87,687	14
22	20	Nico MÜLLER	GER	DR	VPDR	11	9:56.008	16.130	52.212	9	87,911	13
23	87	Tom MEIJER	NED	Formula K	Formula K Europe	11	9:57.990	18.112	52.458	7	87,499	12
24	64	Momo OKUDA	JPN	DR	VPDR	11	9:58.200	18.322	52.440	5	87,529	11
25	68	Vince HERCSIK	HUN	Birel	Kalman Motorsport	11	9:58.278	18.400	53.079	6	86,475	10
26	89	Joseph BURTON-HARRIS	AUS	Formula K	Formula K Europe	11	9:58.432	18.554	52.519	10	87,397	9
27	37	Shayur HARPAL	RSA	Kosmic	Paul Carr Racing	11	9:58.554	18.676	52.540	9	87,362	8
28	71	Florian WIESINGER	AUT	DR	VPDR	11	9:58.579	18.701	52.599	10	87,264	7
29	67	William TAYLFORTH	GBR	Tonykart	Coles Racing	11	9:58.762	18.884	52.584	5	87,289	6
30	65	Emilien CARDE	FRA	Sodikart	Matec Competition	11	10:03.135	23.257	52.993	9	86,615	5
31	70	Max TIMMERMANS	BEL	Formula K	Formula K Europe	11	10:05.707	25.829	53.044	5	86,532	4
32	17	Ralf ARON	EST	Tonykart	Aix Racing	11	10:11.863	31.985	52.826	5	86,889	3
33	50	Lennert VAN BOGAERT	BEL	Maranello	EGP	11	10:15.065	35.187	52.543	10	87,357	2
34	26	Jessica BACKMAN	SWE	Tonykart	Strawberry Racing	8	7:28.383	3 Laps	54.179	3	84,719	1

Announcements

These results are provisional until the conclusion of any judicial and technical matters
 No. 68 + 21 + 49 + 67 warning board
 Started: 34 Classified: 34 Not classified: 0

Margin of Victory	Ø km/h	Best Lap Tm	km/h	Best Lap by
1.236	87,070	51.868	88,494	34 - Pepijn STEEMAN

Timekeeping Ingrid and Meik Wagner:  Clerk of the course Nigel Edwards: www.mylaps.com
 Steward (Chairman) Horst Seidel: Chief Scrutineer Paul Klaassen: Licensed to: Motorsport Events
 Printed: 13.05.2012 11:36:28 posted at: h



Rotax Euro Challenge 2012 Wackersdorf

Rotax Juniors

Wackersdorf 1,275 Km

Pre-Final

13.05.2012 11:20

Race (11 Laps) started at 11:24:08

Lap	Time of Day	Lap Tm	S1 Tm	S2 Tm	S3 Tm	Lap	Time of Day	Lap Tm	S1 Tm	S2 Tm	S3 Tm						
(9) Janneue ESMEIJER																	
1	11:25:03.058	54.152	20.069	17.274	16.809	7	11:30:23.151	52.181	18.703	16.941	16.537						
2	11:25:56.062	53.004	19.113	17.117	16.774	8	11:31:16.131	52.980	19.441	16.990	16.549						
3	11:26:48.957	52.895	19.044	17.101	16.750	9	11:32:08.226	52.095	18.709	16.931	16.455						
4	11:27:41.931	52.974	19.108	17.132	16.734	10	11:33:00.313	52.087	18.745	16.902	16.440						
5	11:28:34.413	52.482	18.889	16.953	16.640	11	11:33:52.181	51.868	18.668	16.792	16.408						
6	11:29:26.837	52.424	18.978	16.886	16.560	(69) Ryan ANDERTON											
7	11:30:19.358	52.521	18.981	16.891	16.649	1	11:25:04.581	55.502	20.584	17.533	17.385						
8	11:31:11.829	52.471	18.908	16.934	16.629	2	11:25:57.699	53.118	19.113	17.242	16.763						
9	11:32:04.266	52.437	18.870	16.932	16.635	3	11:26:51.050	53.351	19.237	17.313	16.801						
10	11:32:56.530	52.264	18.850	16.863	16.551	4	11:27:44.229	53.179	19.181	17.152	16.846						
11	11:33:48.784	52.254	18.851	16.812	16.591	5	11:28:37.310	53.081	19.297	17.032	16.752						
(35) Harry WEBB																	
1	11:25:04.219	55.053	20.808	17.381	16.864	6	11:29:30.021	52.711	19.146	16.972	16.593						
2	11:25:57.035	52.816	18.979	17.156	16.681	7	11:30:23.062	53.041	19.280	17.094	16.667						
3	11:26:50.131	53.096	19.138	17.133	16.825	8	11:31:16.612	53.550	19.774	17.110	16.666						
4	11:27:43.067	52.936	19.121	17.067	16.748	9	11:32:09.165	52.553	19.040	16.952	16.561						
5	11:28:35.664	52.597	18.987	16.990	16.620	10	11:33:02.896	53.731	19.262	17.154	17.315						
6	11:29:28.212	52.548	18.963	16.964	16.621	11	11:33:56.269	53.373	19.278	17.040	17.055						
7	11:30:20.616	52.404	18.866	16.917	16.621	(40) Jan JONCK											
8	11:31:13.012	52.396	18.931	16.880	16.585	1	11:25:06.592	57.213	22.160	18.114	16.939						
9	11:32:05.406	52.394	18.911	16.953	16.530	2	11:26:00.107	53.515	19.310	17.357	16.848						
10	11:32:57.677	52.271	18.869	16.832	16.570	3	11:26:53.037	52.930	19.122	17.044	16.764						
11	11:33:50.020	52.343	18.875	16.847	16.621	4	11:27:46.801	53.764	19.282	17.739	16.743						
(98) Sam SCHIPPERS																	
1	11:25:03.763	54.775	20.461	17.417	16.897	5	11:28:39.582	52.781	18.934	17.166	16.681						
2	11:25:56.913	53.150	19.194	17.115	16.841	6	11:29:32.110	52.528	18.866	16.986	16.676						
3	11:26:50.857	53.944	19.709	17.465	16.770	7	11:30:25.150	53.040	19.021	17.272	16.747						
4	11:27:43.502	52.645	18.905	17.083	16.657	8	11:31:17.652	52.502	18.915	16.993	16.594						
5	11:28:36.196	52.694	19.029	17.031	16.634	9	11:32:09.862	52.210	18.625	16.933	16.652						
6	11:29:28.743	52.547	18.929	17.023	16.595	10	11:33:03.040	53.178	18.880	17.135	17.163						
7	11:30:21.080	52.337	18.796	17.035	16.506	11	11:33:56.427	53.387	19.654	16.915	16.818						
8	11:31:13.549	52.469	18.796	17.024	16.649	(61) Josh WHITE											
9	11:32:05.910	52.361	18.833	17.012	16.516	1	11:25:10.271	59.736	22.652	19.042	18.042						
10	11:32:58.148	52.238	18.843	16.892	16.503	2	11:26:03.820	53.549	19.184	17.434	16.931						
11	11:33:50.860	52.712	18.975	16.968	16.769	3	11:26:56.426	52.606	18.841	17.122	16.643						
(73) Lando NORRIS																	
1	11:25:04.511	55.512	21.145	17.336	17.031	4	11:27:49.227	52.801	19.100	17.094	16.607						
2	11:25:57.448	52.937	19.022	17.126	16.789	5	11:28:41.981	52.754	19.143	17.044	16.567						
3	11:26:50.570	53.122	19.114	17.263	16.745	6	11:29:34.205	52.224	18.865	16.921	16.438						
4	11:27:43.335	52.765	18.927	17.126	16.712	7	11:30:26.584	52.379	18.745	17.001	16.633						
5	11:28:35.948	52.613	18.936	17.007	16.670	8	11:31:18.495	51.911	18.655	16.848	16.408						
6	11:29:28.504	52.556	18.902	17.033	16.621	9	11:32:11.067	52.572	19.125	16.914	16.533						
7	11:30:20.994	52.490	18.872	17.015	16.603	10	11:33:03.221	52.154	18.825	16.802	16.527						
8	11:31:13.675	52.681	19.096	16.994	16.591	11	11:33:56.613	53.392	19.320	16.898	17.174						
9	11:32:06.224	52.549	18.907	17.064	16.578	(53) Guan Yu ZHOU											
10	11:32:58.404	52.180	18.696	16.943	16.541	1	11:25:09.867	59.784	22.564	19.119	18.101						
11	11:33:50.941	52.537	18.893	16.982	16.662	2	11:26:03.423	53.556	19.255	17.494	16.807						
(15) Lars LAMBORELLE																	
1	11:25:06.296	56.941	22.034	17.774	17.133	3	11:26:55.949	52.526	18.809	17.062	16.655						
2	11:25:59.902	53.606	19.448	17.364	16.794	4	11:27:49.000	53.051	19.291	17.074	16.686						
3	11:26:52.596	52.694	18.888	17.083	16.723	5	11:28:42.343	53.343	19.187	17.580	16.576						
4	11:27:45.293	52.697	18.915	17.100	16.682	6	11:29:34.488	52.145	18.695	16.957	16.493						
5	11:28:37.714	52.421	18.874	16.991	16.556	7	11:30:26.821	52.333	18.619	17.098	16.616						
6	11:29:30.141	52.427	18.933	17.024	16.470	8	11:31:18.805	51.984	18.633	16.892	16.459						
7	11:30:22.707	52.566	18.948	16.978	16.640	9	11:32:12.272	53.467	19.279	17.134	17.054						
8	11:31:15.132	52.425	18.912	16.929	16.584	10	11:33:04.146	51.874	18.585	16.843	16.446						
9	11:32:07.442	52.310	18.843	16.959	16.508	11	11:33:57.726	53.580	19.159	17.164	17.257						
10	11:32:59.472	52.030	18.741	16.846	16.443	(49) Max AITKEN											
11	11:33:51.542	52.070	18.713	16.848	16.509	1	11:25:05.320	55.764	21.508	17.314	16.942						
(34) Pepijn STEEMAN																	
1	11:25:05.978	56.538	21.893	17.713	16.932	2	11:26:04.776	59.456	25.129	17.311	17.016						
2	11:25:59.967	53.989	19.617	17.385	16.987	3	11:26:57.954	53.178	19.354	17.144	16.680						
3	11:26:53.164	53.197	19.101	17.379	16.717	4	11:27:50.604	52.650	18.962	17.032	16.656						
4	11:27:46.198	53.034	19.109	17.212	16.713	5	11:28:43.326	52.722	18.780	17.125	16.817						
5	11:28:38.661	52.463	18.825	17.046	16.592	6	11:29:35.572	52.246	18.721	16.972	16.553						
6	11:29:30.970	52.309	18.874	16.937	16.498	7	11:30:27.940	52.368	18.636	17.064	16.668						
(38) Cem BOLUKBASI																	
1	11:25:07.454	57.461	22.096	18.135	17.230	8	11:31:19.993	52.053	18.745	16.901	16.407						
(38) Cem BOLUKBASI																	
1	11:25:07.454	57.461	22.096	18.135	17.230	9	11:32:12.497	52.504	18.903	17.087	16.514						
(38) Cem BOLUKBASI																	
1	11:25:07.454	57.461	22.096	18.135	17.230	10	11:33:04.510	52.013	18.751	16.819	16.443						
(38) Cem BOLUKBASI																	
1	11:25:07.454	57.461	22.096	18.135	17.230	11	11:33:57.866	53.356	19.006	17.062	17.288						



Rotax Euro Challenge 2012 Wackersdorf

Rotax Juniors

Wackersdorf 1,275 Km

Pre-Final

13.05.2012 11:20

Race (11 Laps) started at 11:24:08

Lap	Time of Day	Lap Tm	S1 Tm	S2 Tm	S3 Tm
2	11:26:00.602	53.148	19.097	17.358	16.693
3	11:26:53.569	52.967	18.975	17.257	16.735
4	11:27:46.670	53.101	18.951	17.400	16.750
5	11:28:39.487	52.817	18.911	17.194	16.712
6	11:29:32.699	53.212	19.200	17.119	16.893
7	11:30:25.458	52.759	18.927	17.108	16.724
8	11:31:18.223	52.765	18.926	17.202	16.637
9	11:32:12.157	53.934	20.050	17.165	16.719
10	11:33:05.075	52.918	19.295	17.026	16.597
11	11:33:58.013	52.938	18.953	17.200	16.785

Lap	Time of Day	Lap Tm	S1 Tm	S2 Tm	S3 Tm
10	11:33:07.968	52.194	18.756	16.911	16.527
11	11:34:01.108	53.140	18.853	17.437	16.850

(7) Kaan ONDER					
1	11:25:09.526	59.803	22.625	19.567	17.611
2	11:26:02.879	53.353	19.335	17.278	16.740
3	11:26:55.618	52.739	18.947	17.135	16.657
4	11:27:48.744	53.126	19.096	17.116	16.914
5	11:28:41.332	52.588	18.770	17.117	16.701
6	11:29:33.684	52.352	18.741	17.033	16.578
7	11:30:26.055	52.371	18.766	17.010	16.595
8	11:31:18.308	52.253	18.752	16.967	16.534
9	11:32:11.582	53.274	19.513	17.168	16.593
10	11:33:03.923	52.341	18.710	17.017	16.614
11	11:33:58.266	54.343	19.159	17.271	17.913

(25) Jack BARTHOLOMEW					
1	11:25:11.113	1:00.874	24.586	18.427	17.861
2	11:26:05.018	53.905	19.484	17.474	16.947
3	11:26:58.361	53.343	19.419	17.170	16.754
4	11:27:51.755	53.394	19.413	17.278	16.703
5	11:28:44.401	52.646	18.861	17.134	16.651
6	11:29:37.343	52.942	19.083	17.098	16.761
7	11:30:31.003	53.660	19.396	17.503	16.761
8	11:31:23.617	52.614	19.061	17.026	16.527
9	11:32:16.635	53.018	18.949	17.389	16.680
10	11:33:08.906	52.271	18.820	16.891	16.578
11	11:34:01.314	52.408	18.833	17.033	16.542

(21) Connor HALL					
1	11:25:05.603	56.509	21.578	17.391	17.540
2	11:26:04.640	59.037	23.410	18.044	17.583
3	11:26:57.552	52.912	19.036	17.146	16.730
4	11:27:50.406	52.854	18.957	17.207	16.690
5	11:28:43.149	52.743			
6	11:29:35.460	52.311			
7	11:30:27.727	52.267			
8	11:31:19.994	52.267			
9	11:32:12.498	52.504			
10	11:33:06.328	53.830			
11	11:33:59.266	52.938			

(19) Tobias HOLM					
1	11:25:12.097	1:01.014	23.898	18.455	18.661
2	11:26:05.617	53.520	19.229	17.455	16.836
3	11:26:59.347	53.730	19.590	17.348	16.792
4	11:27:52.798	53.451	19.165	17.415	16.871
5	11:28:45.287	52.489	18.823	17.024	16.642
6	11:29:37.760	52.473	18.801	17.005	16.667
7	11:30:31.544	53.784	19.456	17.340	16.988
8	11:31:23.922	52.378	18.807	17.019	16.552
9	11:32:16.525	52.603	18.810	17.119	16.674
10	11:33:08.971	52.446	18.677	16.857	16.912
11	11:34:01.545	52.574	18.994	17.041	16.539

(77) Fazio FRANSSEN					
1	11:25:07.363	57.875	22.190	18.608	17.077
2	11:26:01.109	53.746	19.411	17.408	16.927
3	11:26:55.187	54.078	20.084	17.247	16.747
4	11:27:48.501	53.314	19.263	17.160	16.891
5	11:28:41.405	52.904	19.175	17.117	16.612
6	11:29:33.923	52.518	18.922	17.014	16.582
7	11:30:27.208	53.285	18.747	17.680	16.858
8	11:31:19.657	52.449	18.745	17.056	16.648
9	11:32:13.423	53.766	18.899	17.754	17.113
10	11:33:06.609	53.186	19.384	17.185	16.617
11	11:33:59.433	52.824	18.789	17.481	16.554

(48) Frida GRANDIN					
1	11:25:11.886	1:01.576	24.777	18.561	18.238
2	11:26:05.737	53.851	19.595	17.441	16.815
3	11:26:59.458	53.721	19.612	17.414	16.695
4	11:27:53.080	53.622	19.438	17.398	16.786
5	11:28:45.630	52.550	18.774	17.164	16.612
6	11:29:38.250	52.620	18.854	17.082	16.684
7	11:30:32.380	54.130	19.940	17.465	16.725
8	11:31:24.947	52.567	18.748	17.095	16.724
9	11:32:17.373	52.426	18.744	17.088	16.594
10	11:33:09.646	52.273	18.680	17.002	16.591
11	11:34:02.045	52.399	18.699	17.073	16.627

(45) Sven VAN DER SLIK					
1	11:25:08.586	58.192	22.565	18.593	17.034
2	11:26:01.970	53.384	19.175	17.256	16.953
3	11:26:55.416	53.446	19.380	17.319	16.747
4	11:27:49.697	54.281	20.179	17.374	16.728
5	11:28:43.734	54.037	19.105	17.337	17.595
6	11:29:36.422	52.688	18.971	17.074	16.643
7	11:30:29.118	52.696	18.971	17.037	16.688
8	11:31:22.032	52.914	19.085	17.168	16.661
9	11:32:14.750	52.718	19.112	16.952	16.654
10	11:33:07.225	52.475	19.011	16.953	16.511
11	11:34:00.135	52.910	19.155	17.133	16.622

(54) Jay GOODWIN					
1	11:25:05.483	56.306	21.312	17.730	17.264
2	11:26:08.041	1:02.558	28.247	17.472	16.839
3	11:27:01.400	53.359	19.211	17.494	16.654
4	11:27:54.150	52.750	18.902	17.152	16.696
5	11:28:46.836	52.686	18.936	17.147	16.603
6	11:29:39.739	52.903	19.277	17.091	16.535
7	11:30:33.204	53.465	18.922	17.665	16.878
8	11:31:25.549	52.345	18.807	17.049	16.489
9	11:32:18.395	52.846	18.689	17.170	16.987
10	11:33:10.961	52.566	18.782	17.153	16.631
11	11:34:03.830	52.869	18.990	17.260	16.619

(18) Thomas PREINING					
1	11:25:12.225	1:02.164	25.313	18.460	18.391
2	11:26:06.556	54.331	19.602	17.354	17.375
3	11:26:59.654	53.098	18.979	17.434	16.685
4	11:27:52.603	52.949	19.068	17.128	16.753
5	11:28:44.966	52.363	18.766	16.987	16.610
6	11:29:37.612	52.646	18.808	17.000	16.838
7	11:30:30.881	53.269	19.155	17.315	16.799
8	11:31:23.485	52.604	18.950	16.981	16.673
9	11:32:15.774	52.289	18.805	16.950	16.534

(20) Nico MÜLLER					
1	11:25:08.830	58.295	22.801	18.437	17.057
2	11:26:01.812	52.982	19.148	17.156	16.678
3	11:26:54.692	52.880	18.998	17.178	16.704
4	11:27:47.818	53.126	19.222	17.197	16.707
5	11:28:40.207	52.389	18.853	16.980	16.556
6	11:29:32.634	52.427	18.748	16.990	16.689
7	11:30:25.047	52.413	18.671	17.019	16.723
8	11:31:17.321	52.274	18.759	16.919	16.596
9	11:32:09.533	52.212	18.771	16.913	16.528
10	11:33:02.965	53.432	19.035	17.130	17.267
11	11:34:04.914	1:01.949	20.829	24.408	16.712

(87) Tom MEIJER					
1	11:25:17.457	1:06.225	23.435	23.084	19.706
2	11:26:10.780	53.323	19.402	17.122	16.799
3	11:27:03.864	53.084	19.229	17.087	16.768
4	11:27:57.111	53.247	19.046	17.424	16.777



Rotax Euro Challenge 2012 Wackersdorf

Rotax Juniors

Wackersdorf 1,275 Km

Pre-Final

13.05.2012 11:20

Race (11 Laps) started at 11:24:08

Lap	Time of Day	Lap Tm	S1 Tm	S2 Tm	S3 Tm	Lap	Time of Day	Lap Tm	S1 Tm	S2 Tm	S3 Tm
(64) Momo OKUDA						(67) William TAYLFORTH					
1	11:25:12.830	1:03.253	27.616	17.670	17.967	1	11:25:13.493	1:02.760	22.980	20.625	19.155
2	11:26:06.821	53.991	19.397	17.348	17.246	2	11:26:08.635	55.142	20.393	17.603	17.146
3	11:27:02.201	55.380	20.109	18.365	16.906	3	11:27:02.279	53.644	19.216	17.466	16.962
4	11:27:55.964	53.763	19.932	17.077	16.754	4	11:27:55.410	53.131	19.484	16.961	16.686
5	11:28:48.404	52.440	18.743	16.976	16.721	5	11:28:47.994	52.584	18.931	17.061	16.592
6	11:29:41.226	52.822	18.822	17.240	16.760	6	11:29:41.015	53.021	18.953	17.367	16.701
7	11:30:34.144	52.918	18.892	17.074	16.952	7	11:30:33.903	52.888	18.813	17.009	17.066
8	11:31:27.157	53.013	19.130	17.051	16.832	8	11:31:26.927	53.024	19.150	17.046	16.828
9	11:32:20.424	53.267	19.358	17.127	16.782	9	11:32:21.311	54.384	19.363	17.740	17.281
10	11:33:13.080	52.656	18.971	17.032	16.653	10	11:33:14.276	52.965	19.447	16.934	16.584
11	11:34:06.896	53.752	18.997	17.318	17.437	11	11:34:07.668	53.392	19.189	17.043	17.160
(68) Vince HERCSIK						(65) Emilien CARDE					
1	11:25:07.873	58.044	22.138	18.173	17.733	1	11:25:20.388	54.160	19.547	17.529	17.084
2	11:26:01.298	53.425	19.222	17.292	16.911	2	11:26:13.873	53.485	19.124	17.353	17.008
3	11:26:54.614	53.316	19.155	17.319	16.842	3	11:27:07.159	53.286	19.109	17.275	16.902
4	11:27:48.846	54.232	19.598	17.226	17.408	4	11:28:00.208	53.049	19.066	17.129	16.854
5	11:28:43.955	55.109	19.260	18.165	17.684	5	11:28:53.397	53.189	19.152	17.254	16.783
6	11:29:37.034	53.079	19.021	17.169	16.889	6	11:29:46.495	53.098	19.039	17.129	16.930
7	11:30:31.920	54.886	20.051	17.609	17.226	7	11:30:39.756	53.261	19.247	17.208	16.806
8	11:31:25.146	53.226	19.004	17.147	17.075	8	11:31:32.783	53.027	18.982	17.179	16.866
9	11:32:18.267	53.121	18.922	17.464	16.735	9	11:32:25.776	52.993	19.137	17.075	16.781
10	11:33:12.136	53.869	19.403	17.671	16.795	10	11:33:18.780	53.004	19.122	17.059	16.823
11	11:34:07.184	55.048	19.447	17.911	17.690	11	11:34:12.041	53.261	19.250	17.186	16.825
(89) Joseph BURTON-HARRIS						(70) Max TIMMERMANS					
1	11:25:12.975	1:03.295	25.756	18.645	18.894	1	11:25:12.478	1:01.802	23.275	19.706	18.821
2	11:26:06.893	53.918	19.622	17.309	16.987	2	11:26:06.618	54.140	19.599	17.355	17.186
3	11:27:00.679	53.786	19.689	17.378	16.719	3	11:27:08.865	1:02.247	20.133	18.949	16.922
4	11:27:53.859	53.180	18.988	17.296	16.896	4	11:28:02.365	53.500	19.359	17.296	16.845
5	11:28:46.615	52.756	18.925	17.029	16.802	5	11:28:55.409	53.044	19.158	17.169	16.717
6	11:29:40.905	54.290	20.205	17.325	16.760	6	11:29:48.528	53.119	19.193	17.145	16.781
7	11:30:34.226	53.321	19.496	16.975	16.850	7	11:30:41.572	53.044	19.171	17.081	16.792
8	11:31:27.685	53.459	19.258	17.117	17.084	8	11:31:34.863	53.291	19.180	17.338	16.773
9	11:32:21.478	53.793	20.028	16.958	16.807	9	11:32:27.916	53.053	19.149	17.161	16.743
10	11:33:13.997	52.519	19.074	16.918	16.527	10	11:33:21.169	53.253	19.118	17.335	16.800
11	11:34:07.338	53.341	19.045	16.986	17.310	11	11:34:14.613	53.444	19.299	17.336	16.809
(37) Shayur HARPAL						(17) Ralf ARON					
1	11:25:12.870	1:01.670	23.807	19.456	18.407	1	11:25:10.582	59.737	22.698	19.155	17.884
2	11:26:06.984	54.114	20.066	17.277	16.771	2	11:26:04.661	54.079	19.306	17.316	17.457
3	11:27:00.957	53.973	19.841	17.403	16.729	3	11:26:58.530	53.869	19.956	17.220	16.693
4	11:27:53.991	53.034	18.928	17.207	16.899	4	11:27:51.493	52.963	18.978	17.269	16.716
5	11:28:47.014	53.023	19.213	17.203	16.607	5	11:28:44.319	52.826	18.926	17.113	16.787
6	11:29:40.463	53.449	19.550	17.214	16.685	6	11:29:37.626	53.307	18.938	17.121	17.248
7	11:30:33.362	52.899	18.757	17.291	16.851	7	11:30:32.962	55.336	20.981	17.561	16.794
8	11:31:26.559	53.197	19.201	17.147	16.849	8	11:31:27.505	54.543	19.420	17.310	17.813
9	11:32:19.099	52.540	18.990	16.983	16.567	9	11:32:34.733	1:07.228	33.099	17.384	16.745
10	11:33:12.322	53.223	18.716	17.402	17.105	10	11:33:27.722	52.989	19.108	17.198	16.683
11	11:34:07.460	55.138	19.361	17.550	18.227	11	11:34:20.769	53.047	19.183	17.175	16.689
(71) Florian WIESINGER						(50) Lennert VAN BOGAERT					
1	11:25:10.808	59.525	22.872	18.612	18.041	1	11:25:33.635	1:23.418	48.693	17.753	16.972
2	11:26:05.159	54.351	19.950	17.529	16.872	2	11:26:27.251	53.616	19.455	17.359	16.802
3	11:26:58.877	53.718	19.684	17.307	16.727	3	11:27:20.657	53.406	19.328	17.316	16.762
4	11:27:53.758	54.881	19.011	18.860	17.010	4	11:28:13.711	53.054	19.228	17.124	16.702
5	11:28:47.283	53.525	19.653	17.225	16.647	5	11:29:06.765	53.054	19.071	17.215	16.768
6	11:29:40.627	53.344	19.151	17.116	17.077	6	11:29:59.835	53.070	19.232	17.166	16.672
7	11:30:33.815	53.188	18.807	17.254	17.127	7	11:30:52.733	52.898	19.140	17.101	16.657
8	11:31:26.854	53.039	19.031	17.094	16.914	8	11:31:45.587	52.854	19.104	17.051	16.699
9	11:32:21.239	54.385	19.226	18.057	17.102	9	11:32:38.590	53.003	19.185	17.136	16.682
10	11:33:13.838	52.599	18.901	17.027	16.671	10	11:33:31.133	52.543	19.066	16.907	16.570
11	11:34:07.485	53.647	19.405	17.119	17.123	11	11:34:23.971	52.838	19.127	17.049	16.662
(64) Momo OKUDA						(26) Jessica BACKMAN					
1	11:25:12.830	1:03.253	27.616	17.670	17.967	1	11:25:13.283	1:03.372	23.006	21.335	19.031
2	11:26:06.821	53.991	19.397	17.348	17.246	2	11:26:09.085	55.802	20.243	17.810	17.749
3	11:27:02.201	55.380	20.109	18.365	16.906	3	11:27:03.264	54.179	19.417	17.505	17.257
4	11:27:55.964	53.763	19.932	17.077	16.754	4	11:27:57.926	54.662	19.400	17.798	17.464
5	11:28:48.404	52.440	18.743	16.976	16.721	5	11:28:52.270	54.344	19.325	17.679	17.340
6	11:29:41.226	52.822	18.822	17.240	16.760	6	11:29:46.519	54.249	19.480	17.444	17.325
7	11:30:34.144	52.918	18.892	17.074	16.952	7	11:30:41.066	54.547	19.619	17.562	17.366
8	11:31:27.157	53.013	19.130	17.051	16.832						
9	11:32:20.424	53.267	19.358	17.127	16.782						
10	11:33:13.080	52.656	18.971	17.032	16.653						
11	11:34:06.896	53.752	18.997	17.318	17.437						



Rotax Euro Challenge 2012 Wackersdorf

Rotax Juniors

Wackersdorf 1,275 Km

Pre-Final

13.05.2012 11:20

Race (11 Laps) started at 11:24:08

Lap	Time of Day	Lap Tm	S1 Tm	S2 Tm	S3 Tm	Lap	Time of Day	Lap Tm	S1 Tm	S2 Tm	S3 Tm
8	11:31:37.289	56.223	19.493	17.748	18.982						

Timekeeping Ingrid and Meik Wagner:

Clerk of the course Nigel Edwards:

Steward (Chairman) Horst Seidel:

Chief Scrutineer Paul Klaassen:

Licensed to: Motorsport Events

Printed: 13.05.2012 11:38:38

posted at:

h

Rotax Euro Challenge 2012
 Class: Rotax Max Juniors
 Date/Time: 13.05.2012 14:00

Track: Wackersdorf / Germany
 Heat: Final
 Laps: 14

Edition 1

Lennert VAN BOGAERT	50	Laps 11 Tm. 10:15.065	17	Jessica BACKMAN	26	Laps 8 Tm. 7:28.383
	33				34	
Max TIMMERMANS	70	Laps 11 Tm. 10:05.707	16	Ralf ARON	17	Laps 11 Tm. 10:11.863
	31				32	
William TAYLFORTH	67	Laps 11 Tm. 9:58.762	15	Emilien CARDE	65	Laps 11 Tm. 10:03.135
	29				30	
Shayur HARPAL	37	Laps 11 Tm. 9:58.554	14	Florian WIESINGER	71	Laps 11 Tm. 9:58.579
	27				28	
Vince HERCSIK	68	Laps 11 Tm. 9:58.278	13	Joseph BURTON-HARRI	89	Laps 11 Tm. 9:58.432
	25				26	
Tom MEIJER	87	Laps 11 Tm. 9:57.990	12	Momo OKUDA	64	Laps 11 Tm. 9:58.200
	23				24	
Jay GOODWIN	54	Laps 11 Tm. 9:54.924	11	Nico MÜLLER	20	Laps 11 Tm. 9:56.008
	21				22	
Tobias HOLM	19	Laps 11 Tm. 9:52.639	10	Frida GRANDIN	48	Laps 11 Tm. 9:53.139
	19				20	
Thomas PREINING	18	Laps 11 Tm. 9:52.202	9	Jack BARTHOLOMEV	25	Laps 11 Tm. 9:52.408
	17				18	
Fazio FRANSSEN	77	Laps 11 Tm. 9:50.527	8	Sven VAN DER SLIK	45	Laps 11 Tm. 9:51.229
	15				16	
Kaan ONDER	7	Laps 11 Tm. 9:49.360	7	Connor HALL	21	Laps 11 Tm. 9:50.360
	13				14	
Max AITKEN	49	Laps 11 Tm. 9:48.960	6	Cem BOLUKBASI	38	Laps 11 Tm. 9:49.107
	11				12	
Josh WHITE	61	Laps 11 Tm. 9:47.707	5	Guan Yu ZHOU	53	Laps 11 Tm. 9:48.820
	9				10	
Ryan ANDERTON	69	Laps 11 Tm. 9:47.363	4	Jan JONCK	40	Laps 11 Tm. 9:47.521
	7				8	
Lars LAMBORELLE	15	Laps 11 Tm. 9:42.636	3	Pepijn STEEAN	34	Laps 11 Tm. 9:43.275
	5				6	
Sam SCHIPPERS	98	Laps 11 Tm. 9:41.954	2	Lando NORRIS	73	Laps 11 Tm. 9:42.035
	3				4	
Janneau ESMEIJER	9	Laps 11 Tm. 9:39.878	1	Harry WEBB	35	Laps 11 Tm. 9:41.114
	1				2	

Pole Position

Clerk of the course Nigel Edwards:
 Stewards (Chairman) Horst Seidel:

Scrutineer Paul Klaassen:
 Timekeeping Ingrid/Meik Wagner:



Rotax Euro Challenge 2012 Wackersdorf

Rotax Juniors

Wackersdorf 1,275 Km

Final

13.05.2012 14:00


Race (14 Laps) started at 14:02:39

Pos	No.	Name	Nat.	Chassis	Race Team	Laps	Total Tm	Diff	Best Tm	In Lap	km/h	Points
1	9	Janneau ESMEIJER	NED	Intrepid	Team TKP	14	12:22.050		52.188	8	87,951	55
2	98	Sam SCHIPPERS	NED	Intrepid	Team TKP	14	12:22.762	0.712	52.076	12	88,140	52
3	73	Lando NORRIS	GBR	Tonykart	RL Racing Dept Ltd	14	12:23.780	1.730	51.965	11	88,329	50
4	35	Harry WEBB	GBR	Tonykart	Strawberry Racing	14	12:23.933	1.883	52.268	12	87,817	49
5	15	Lars LAMBORELLE	NED	Intrepid	Team TKP	14	12:23.980	1.930	52.159	12	88,000	48
6	61	Josh WHITE	GBR	Tonykart	RL Racing Dept Ltd	14	12:24.122	2.072	52.231	12	87,879	47
7	40	Jan JONCK	DEN	Tonykart	RS Competition	14	12:24.204	2.154	52.309	12	87,748	46
8	68	Vince HERCSIK	HUN	Birel	Kalman Motorsport	14	12:25.073	3.023	52.508	8	87,415	45
9	49	Max AITKEN	GBR	Formula K	Protrain Racing	14	12:25.226	3.176	52.370	8	87,646	44
10	71	Florian WIESINGER	AUT	DR	VPDR	14	12:25.557	3.507	52.405	8	87,587	43
11	45	Sven VAN DER SLIK	NED	Intrepid	Team TKP	14	12:25.980	3.930	52.251	8	87,845	42
12	64	Momo OKUDA	JPN	DR	VPDR	14	12:27.201	5.151	52.301	8	87,761	41
13	48	Frida GRANDIN	SWE	Kosmic	Soda Kart	14	12:27.213	5.163	52.352	10	87,676	40
14	19	Tobias HOLM	DEN	Kosmic	Star Karting	14	12:27.953	5.903	52.377	13	87,634	39
15	54	Jay GOODWIN	GBR	Tonykart	Strawberry Racing	14	12:28.193	6.143	52.205	13	87,923	38
16	65	Emilien CARDE	FRA	Sodikart	Matec Competition	14	12:28.773	6.723	52.531	11	87,377	37
17	77	Fazio FRANSEN	NED	Formula K	Formula K Europe	14	12:29.400	7.350	52.091	13	88,115	36
18	67	William TAYLFORTH	GBR	Tonykart	Coles Racing	14	12:29.481	7.431	52.165	13	87,990	35
19	18	Thomas PREINING	AUT	Formula K	Protrain Racing	14	12:29.522	7.472	51.908	13	88,426	34
20	26	Jessica BACKMAN	SWE	Tonykart	Strawberry Racing	14	12:30.691	8.641	52.214	13	87,907	33
21	69	Ryan ANDERTON	GBR	Tonykart	Coles Racing	14	12:30.986	8.936	52.170	14	87,982	32
22	34	Pepijn STEEMAN	NED	Gillard	DFK	14	12:31.013	8.963	52.205	13	87,923	31
23	50	Lennert VAN BOGAERT	BEL	Maranello	EGP	14	12:32.224	10.174	52.238	13	87,867	30
24	37	Shayur HARPAL	RSA	Kosmic	Paul Carr Racing	14	12:32.807	10.757	52.465	8	87,487	29
25	17	Ralf ARON	EST	Tonykart	Aix Racing	14	12:34.135	12.085	52.231	10	87,879	28
26	25	Jack BARTHOLOMEW	GBR	Zanardi	Coles Racing	14	12:34.396	12.346	52.253	10	87,842	27
27	70	Max TIMMERMANS	BEL	Formula K	Formula K Europe	14	12:36.266	14.216	52.920	13	86,735	26
28	53	Guan Yu ZHOU	GBR	Tonykart	Strawberry Racing	14	12:36.456	14.406	52.061	13	88,166	25
29	87	Tom MEIJER	NED	Formula K	Formula K Europe	14	12:38.765	16.715	52.330	13	87,713	24
30	20	Nico MÜLLER	GER	DR	VPDR	14	12:44.781	22.731	53.272	12	86,162	23
31	89	Joseph BURTON-HARRIS	AUS	Formula K	Formula K Europe	7	6:28.257	7 Laps	52.753	6	87,009	22
32	38	Cem BOLUKBASI	TUR	Kosmic	Paul Carr Racing	1	1:17.730	13 Laps	1:16.906	1	59,683	21
33	7	Kaan ONDER	TUR	Alonso	Borusan Otomotiv M/Sport		0.686	14 Laps		0	-	20
34	21	Connor HALL	GBR	Tonykart	Coles Racing		0.900	14 Laps		0	-	19

Announcements

These results are provisional until the conclusion of any judicial and technical matters
 No. 34 time penalty 3 sec. / reason leaving corridor
 No. 87 + 34 warning board
 Started: 34 Classified: 34 Not classified: 0

Margin of Victory	Ø km/h	Best Lap Tm	km/h	Best Lap by
0.712	86,598	51.908	88,426	18 - Thomas PREINING

Timekeeping Ingrid and Meik Wagner:  Clerk of the course Nigel Edwards: www.mylaps.com
 Steward (Chairman) Horst Seidel: Chief Scrutineer Paul Klaassen: Licensed to: Motorsport Events
 Printed: 13.05.2012 14:16:47 posted at: h



Rotax Euro Challenge 2012 Wackersdorf

Rotax Juniors

Wackersdorf 1,275 Km

Final

13.05.2012 14:00

Race (14 Laps) started at 14:02:39

Lap	Time of Day	Lap Tm	S1 Tm	S2 Tm	S3 Tm	Lap	Time of Day	Lap Tm	S1 Tm	S2 Tm	S3 Tm
(9) Janneau ESMEIJER						8	14:09:43.329	52.330	18.855	16.925	16.550
1	14:03:33.538	54.071	19.879	17.258	16.934	9	14:10:38.338	55.009	19.055	19.350	16.604
2	14:04:26.563	53.025	19.068	17.233	16.724	10	14:11:30.958	52.620	19.135	16.880	16.605
3	14:05:20.434	53.871	19.476	17.333	17.062	11	14:12:23.195	52.237	18.878	16.828	16.531
4	14:06:13.213	52.779	19.186	17.020	16.573	12	14:13:15.354	52.159	18.829	16.859	16.471
5	14:07:05.709	52.496	18.805	17.096	16.595	13	14:14:07.933	52.579	19.072	16.910	16.597
6	14:07:59.221	53.512	19.327	17.280	16.905	14	14:15:03.447	55.514	20.128	18.425	16.961
7	14:08:51.429	52.208	18.741	16.909	16.558	(61) Josh WHITE					
8	14:09:43.617	52.188	18.803	16.854	16.531	1	14:03:35.681	55.726	21.423	17.301	17.002
9	14:10:36.575	52.958	19.280	17.085	16.593	2	14:04:29.126	53.445	19.395	17.303	16.747
10	14:11:29.700	53.125	19.173	16.971	16.981	3	14:05:22.498	53.372	19.549	17.126	16.697
11	14:12:21.994	52.294	18.848	16.899	16.547	4	14:06:15.482	52.984	19.239	17.048	16.697
12	14:13:14.277	52.283	18.857	16.912	16.514	5	14:07:08.863	53.381	19.278	17.157	16.946
13	14:14:07.675	53.398	19.835	17.025	16.538	6	14:08:02.004	53.141	19.029	17.404	16.708
14	14:15:01.517	53.842	20.190	17.050	16.602	7	14:08:54.703	52.699	18.987	17.082	16.630
(98) Sam SCHIPPERS						8	14:09:47.275	52.572	18.848	17.042	16.682
1	14:03:33.792	54.242	20.206	17.129	16.907	9	14:10:39.805	52.530	18.917	17.025	16.588
2	14:04:26.817	53.025	19.040	17.227	16.758	10	14:11:32.844	53.039	19.331	17.104	16.604
3	14:05:19.760	52.943	18.978	17.111	16.854	11	14:12:25.700	52.856	18.837	16.921	17.098
4	14:06:12.412	52.652	18.971	16.956	16.725	12	14:13:17.931	52.231	18.686	16.901	16.644
5	14:07:05.142	52.730	18.930	17.026	16.774	13	14:14:10.409	52.478	18.764	17.021	16.693
6	14:07:59.311	54.169	19.703	17.591	16.875	14	14:15:03.589	53.180	19.044	17.327	16.809
7	14:08:52.343	53.032	19.158	16.907	16.967	(40) Jan JONCK					
8	14:09:44.980	52.637	18.770	17.122	16.745	1	14:03:36.386	56.372	21.510	17.906	16.956
9	14:10:38.213	53.233	19.222	17.300	16.711	2	14:04:30.304	53.918	19.194	17.559	17.165
10	14:11:31.997	53.784	19.501	17.458	16.825	3	14:05:22.837	52.533	18.717	17.123	16.693
11	14:12:24.187	52.190	18.784	16.862	16.544	4	14:06:15.677	52.840	19.062	17.117	16.661
12	14:13:16.263	52.076	18.712	16.846	16.518	5	14:07:09.020	53.343	19.523	17.119	16.701
13	14:14:08.494	52.231	18.698	16.960	16.573	6	14:08:01.827	52.807	19.027	17.072	16.708
14	14:15:02.229	53.735	19.635	17.490	16.610	7	14:08:54.454	52.627	18.846	17.099	16.682
(73) Lando NORRIS						8	14:09:47.052	52.598	18.839	17.047	16.712
1	14:03:36.214	56.505	21.979	17.636	16.890	9	14:10:39.654	52.602	18.846	17.030	16.726
2	14:04:29.295	53.081	19.196	17.265	16.620	10	14:11:33.055	53.401	19.646	17.115	16.640
3	14:05:21.984	52.689	18.991	17.021	16.677	11	14:12:25.767	52.712	18.766	17.013	16.933
4	14:06:14.430	52.446	18.795	17.001	16.650	12	14:13:18.076	52.309	18.758	16.969	16.582
5	14:07:06.834	52.404	18.737	16.948	16.719	13	14:14:10.478	52.402	18.843	16.973	16.586
6	14:07:59.540	52.706	18.716	17.098	16.892	14	14:15:03.671	53.193	19.120	17.333	16.740
7	14:08:52.278	52.738	19.201	16.823	16.714	(68) Vince HERCSIK					
8	14:09:45.096	52.818	19.070	17.040	16.708	1	14:03:37.317	56.216	21.771	17.557	16.888
9	14:10:39.156	54.060	19.975	17.338	16.747	2	14:04:30.564	53.247	18.844	17.427	16.976
10	14:11:31.728	52.572	18.766	17.062	16.744	3	14:05:23.694	53.130	19.152	17.194	16.784
11	14:12:23.693	51.965	18.577	16.822	16.566	4	14:06:16.791	53.097	19.124	17.183	16.790
12	14:13:15.662	51.969	18.637	16.801	16.531	5	14:07:09.618	52.827	18.896	17.216	16.715
13	14:14:08.152	52.490	18.926	16.951	16.613	6	14:08:02.410	52.792	18.997	17.057	16.738
14	14:15:03.247	55.095	19.863	18.053	17.179	7	14:08:55.129	52.719	18.827	17.167	16.725
(35) Harry WEBB						8	14:09:47.637	52.508	18.824	16.983	16.701
1	14:03:34.885	55.300	21.023	17.396	16.881	9	14:10:40.149	52.512	18.781	17.061	16.670
2	14:04:27.717	52.832	18.978	17.121	16.733	10	14:11:33.556	53.407	19.477	17.290	16.640
3	14:05:20.272	52.555	18.786	17.060	16.709	11	14:12:26.216	52.660	18.792	16.969	16.899
4	14:06:12.838	52.566	18.856	17.048	16.662	12	14:13:18.866	52.650	18.769	16.956	16.925
5	14:07:05.361	52.523	18.822	17.061	16.640	13	14:14:11.744	52.878	18.825	17.064	16.989
6	14:07:58.138	52.777	18.946	17.093	16.738	14	14:15:04.540	52.796	19.062	17.027	16.707
7	14:08:50.776	52.638	18.981	16.959	16.698	(49) Max AITKEN					
8	14:09:43.248	52.472	18.891	16.900	16.681	1	14:03:35.605	55.573	21.080	17.293	17.200
9	14:10:36.407	53.159	19.532	17.019	16.608	2	14:04:29.489	53.884	19.659	17.526	16.699
10	14:11:29.636	53.229	19.421	17.131	16.677	3	14:05:22.761	53.272	19.399	17.099	16.774
11	14:12:21.928	52.292	18.716	16.935	16.641	4	14:06:15.978	53.217	19.514	16.996	16.707
12	14:13:14.196	52.268	18.742	16.877	16.649	5	14:07:08.794	52.816	18.994	17.098	16.724
13	14:14:07.547	53.351	19.699	17.009	16.643	6	14:08:01.493	52.699	18.838	17.115	16.746
14	14:15:03.400	55.853	21.337	17.287	17.229	7	14:08:54.358	52.865	19.035	17.098	16.732
(15) Lars LAMBORELLE						8	14:09:46.728	52.370	18.760	16.993	16.617
1	14:03:33.928	54.273	20.504	17.087	16.682	9	14:10:39.394	52.666	19.004	16.999	16.663
2	14:04:27.170	53.242	19.137	17.194	16.911	10	14:11:32.351	52.957	19.291	17.007	16.659
3	14:05:19.896	52.726	19.005	17.039	16.682	11	14:12:26.789	54.438	18.767	17.357	18.314
4	14:06:12.928	53.032	19.435	17.022	16.575	12	14:13:19.549	52.760	19.195	16.983	16.582
5	14:07:05.546	52.618	18.930	17.068	16.620	13	14:14:12.079	52.530	18.669	17.026	16.835
6	14:07:58.414	52.868	19.065	17.119	16.684	14	14:15:04.693	52.614	19.026	17.022	16.566
7	14:08:50.999	52.585	18.995	16.955	16.635	(71) Florian WIESINGER					



Rotax Euro Challenge 2012 Wackersdorf

Rotax Juniors

Wackersdorf 1,275 Km

Final

13.05.2012 14:00

Race (14 Laps) started at 14:02:39

Lap	Time of Day	Lap Tm	S1 Tm	S2 Tm	S3 Tm	Lap	Time of Day	Lap Tm	S1 Tm	S2 Tm	S3 Tm
1	14:03:37.757	56.547	22.032	17.585	16.930	10	14:11:35.594	52.753	18.932	17.139	16.682
2	14:04:30.954	53.197	18.985	17.257	16.955	11	14:12:29.132	53.538	18.812	17.766	16.960
3	14:05:24.436	53.482	19.110	17.275	17.097	12	14:13:22.001	52.869	19.092	17.139	16.638
4	14:06:17.801	53.365	19.547	17.099	16.719	13	14:14:14.378	52.377	18.783	17.033	16.561
5	14:07:11.128	53.327	19.621	17.104	16.602	14	14:15:07.420	53.042	19.049	17.142	16.851
6	14:08:03.720	52.592	18.791	17.102	16.699						
7	14:08:56.145	52.425	18.759	17.056	16.610						
8	14:09:48.550	52.405	18.735	16.997	16.673	(54) Jay GOODWIN					
9	14:10:40.958	52.408	18.741	17.074	16.593	1	14:03:37.955	57.005	22.147	17.595	17.263
10	14:11:33.881	52.923	18.795	17.478	16.650	2	14:04:31.381	53.426	18.889	17.331	17.206
11	14:12:26.292	52.411	18.705	16.984	16.722	3	14:05:24.356	52.975	18.817	17.249	16.909
12	14:13:18.767	52.475	18.850	16.993	16.632	4	14:06:18.001	53.645	19.926	17.049	16.670
13	14:14:12.110	53.343	19.079	17.046	17.218	5	14:07:10.894	52.893	19.156	17.091	16.646
14	14:15:05.024	52.914	19.239	17.081	16.594	6	14:08:03.299	52.405	18.803	17.014	16.588
						7	14:08:55.795	52.496	18.780	17.036	16.680
						8	14:09:48.197	52.402	18.749	16.960	16.693
(45) Sven VAN DER SLIK						9	14:10:40.648	52.451	18.782	17.069	16.600
1	14:03:38.806	58.212	23.265	17.699	17.248	10	14:11:34.991	54.343	18.910	18.299	17.134
2	14:04:32.179	53.373	19.350	17.262	16.761	11	14:12:28.145	53.154	18.976	17.025	17.153
3	14:05:25.316	53.137	19.339	17.127	16.671	12	14:13:23.031	54.886	21.227	17.056	16.603
4	14:06:18.255	52.939	19.243	17.060	16.636	13	14:14:15.236	52.205	18.608	17.000	16.597
5	14:07:11.818	53.563	19.426	17.159	16.978	14	14:15:07.660	52.424	18.730	17.100	16.594
6	14:08:04.140	52.322	18.850	16.942	16.530						
7	14:08:56.512	52.372	18.860	16.931	16.581	(65) Emilian CARDE					
8	14:09:48.763	52.251	18.769	16.940	16.542	1	14:03:39.213	57.670	23.091	17.592	16.987
9	14:10:41.127	52.364	18.737	17.068	16.559	2	14:04:32.652	53.439	19.308	17.249	16.882
10	14:11:34.425	53.298	18.806	17.647	16.845	3	14:05:26.114	53.462	19.193	17.479	16.790
11	14:12:26.872	52.447	18.823	17.033	16.591	4	14:06:19.283	53.169	19.203	17.158	16.808
12	14:13:19.285	52.413	18.784	16.989	16.640	5	14:07:12.673	53.390	19.438	17.223	16.729
13	14:14:13.003	53.718	18.850	18.170	16.698	6	14:08:05.355	52.682	18.808	17.134	16.740
14	14:15:05.447	52.444	18.949	16.947	16.548	7	14:08:59.001	53.646	19.632	17.207	16.807
						8	14:09:51.647	52.646	18.920	17.077	16.649
(64) Momo OKUDA						9	14:10:44.271	52.624	18.823	17.123	16.678
1	14:03:38.894	57.882	22.972	17.710	17.200	10	14:11:36.895	52.624	18.840	17.071	16.713
2	14:04:32.109	53.215	19.120	17.193	16.902	11	14:12:29.426	52.531	18.722	17.075	16.734
3	14:05:25.225	53.116	19.148	17.183	16.785	12	14:13:22.684	53.258	19.426	17.145	16.687
4	14:06:18.662	53.437	19.592	17.148	16.697	13	14:14:15.631	52.947	18.754	17.442	16.751
5	14:07:12.027	53.365	19.115	17.176	17.074	14	14:15:08.240	52.609	18.962	17.029	16.618
6	14:08:04.549	52.522	18.824	17.058	16.640						
7	14:08:56.997	52.448	18.730	17.011	16.707	(77) Fazio FRANSSEN					
8	14:09:49.298	52.301	18.722	16.940	16.639	1	14:03:42.084	1:01.582	26.171	18.352	17.059
9	14:10:41.838	52.540	18.844	16.992	16.704	2	14:04:35.730	53.646	19.043	17.600	17.003
10	14:11:35.114	53.276	18.711	17.189	17.376	3	14:05:29.065	53.335	19.615	17.079	16.641
11	14:12:28.347	53.233	18.756	17.000	17.477	4	14:06:23.395	54.330	19.826	17.557	16.947
12	14:13:21.343	52.996	19.346	17.002	16.648	5	14:07:16.236	52.841	18.805	17.311	16.725
13	14:14:13.822	52.479	18.857	16.993	16.629	6	14:08:08.599	52.363	18.815	16.969	16.579
14	14:15:06.668	52.846	18.845	17.040	16.961	7	14:09:01.192	52.593	18.784	17.079	16.730
						8	14:09:53.685	52.493	18.846	17.008	16.639
(48) Frida GRANDIN						9	14:10:46.119	52.434	18.871	16.928	16.635
1	14:03:36.767	55.951	21.391	17.636	16.924	10	14:11:38.410	52.291	18.794	16.910	16.587
2	14:04:31.638	54.871	19.049	18.037	17.785	11	14:12:31.320	52.910	18.968	17.040	16.902
3	14:05:25.838	54.200	20.038	17.320	16.842	12	14:13:23.739	52.419	18.763	17.050	16.606
4	14:06:19.595	53.757	19.595	17.308	16.854	13	14:14:15.830	52.091	18.636	16.931	16.524
5	14:07:12.862	53.267	19.391	17.157	16.719	14	14:15:08.867	53.037	18.939	17.068	17.030
6	14:08:05.414	52.552	18.871	17.117	16.564						
7	14:08:58.249	52.835	19.222	17.000	16.613	(67) William TAYLFORTH					
8	14:09:50.670	52.421	18.711	17.102	16.608	1	14:03:39.905	58.469	23.955	17.556	16.958
9	14:10:43.508	52.838	18.712	17.412	16.714	2	14:04:34.979	55.074	20.400	17.486	17.188
10	14:11:35.860	52.352	18.729	17.037	16.586	3	14:05:28.122	53.143	19.256	17.119	16.768
11	14:12:28.514	52.654	18.616	17.221	16.817	4	14:06:22.099	53.977	20.060	17.149	16.768
12	14:13:21.652	53.138	19.501	17.029	16.608	5	14:07:14.882	52.783	18.980	17.116	16.687
13	14:14:14.074	52.422	18.832	17.076	16.514	6	14:08:07.680	52.798	19.059	17.044	16.695
14	14:15:06.680	52.606	18.733	17.096	16.777	7	14:09:00.337	52.657	18.985	16.929	16.743
						8	14:09:52.898	52.561	19.007	16.866	16.688
(19) Tobias HOLM						9	14:10:45.532	52.634	18.923	16.973	16.738
1	14:03:38.310	57.435	22.856	17.653	16.926	10	14:11:38.159	52.627	18.942	16.933	16.752
2	14:04:31.543	53.233	19.001	17.269	16.963	11	14:12:31.401	53.242	19.480	16.962	16.800
3	14:05:24.866	53.323	19.362	17.179	16.782	12	14:13:24.248	52.847	18.929	17.027	16.891
4	14:06:19.409	54.543	20.178	17.261	17.104	13	14:14:16.413	52.165	18.750	16.874	16.541
5	14:07:12.279	52.870	19.058	17.062	16.750	14	14:15:08.948	52.535	18.774	16.850	16.911
6	14:08:05.128	52.849	18.910	17.170	16.769						
7	14:08:57.810	52.682	18.908	17.051	16.723	(18) Thomas PREINING					
8	14:09:50.228	52.418	18.817	16.981	16.620	1	14:03:41.618	1:00.878	25.687	18.367	16.824
9	14:10:42.841	52.613	18.870	17.054	16.689	2	14:04:35.501	53.883	19.076	17.600	17.207



Rotax Euro Challenge 2012 Wackersdorf

Rotax Juniors


Wackersdorf 1,275 Km

Final

13.05.2012 14:00

Race (14 Laps) started at 14:02:39

Lap	Time of Day	Lap Tm	S1 Tm	S2 Tm	S3 Tm	Lap	Time of Day	Lap Tm	S1 Tm	S2 Tm	S3 Tm
3	14:05:28.545	53.044	19.028	17.307	16.709	12	14:13:27.088	52.434	18.730	17.016	16.688
4	14:06:23.522	54.977	20.058	17.698	17.221	13	14:14:19.326	52.238	18.798	16.903	16.537
5	14:07:18.261	54.739	20.605	17.394	16.740	14	14:15:11.691	52.365	18.870	16.921	16.574
6	14:08:10.761	52.500	18.787	16.950	16.763	(37) Shayur HARPAL					
7	14:09:03.317	52.556	18.989	16.900	16.667	1	14:03:39.077	57.799	23.099	17.701	16.999
8	14:09:55.590	52.273	18.690	16.991	16.592	2	14:04:33.800	54.723	19.888	17.466	17.369
9	14:10:47.980	52.390	18.713	17.052	16.625	3	14:05:28.409	54.609	20.526	17.314	16.769
10	14:11:40.364	52.384	18.832	16.868	16.684	4	14:06:23.887	55.478	20.657	17.816	17.005
11	14:12:32.760	52.396	18.767	16.919	16.710	5	14:07:17.246	53.359	19.335	17.276	16.748
12	14:13:25.033	52.273	18.755	16.915	16.603	6	14:08:09.836	52.590	18.836	17.092	16.662
13	14:14:16.941	51.908	18.600	16.464	16.464	7	14:09:02.680	52.844	18.746	17.157	16.941
14	14:15:08.989	52.048	18.611	16.856	16.581	8	14:09:55.145	52.465	18.723	17.054	16.688
(26) Jessica BACKMAN						9	14:10:48.446	53.301	18.803	17.741	16.757
1	14:03:40.067	58.124	23.556	17.685	16.883	10	14:11:41.466	53.020	19.063	17.135	16.822
2	14:04:34.245	54.178	19.816	17.540	16.822	11	14:12:34.498	53.032	19.222	17.138	16.672
3	14:05:27.799	53.554	19.360	17.232	16.962	12	14:13:27.255	52.757	18.734	17.334	16.689
4	14:06:23.632	55.833	20.844	17.949	17.040	13	14:14:19.747	52.492	18.851	17.077	16.564
5	14:07:16.956	53.324	19.364	17.168	16.792	14	14:15:12.274	52.527	18.764	17.054	16.709
6	14:08:09.500	52.544	18.771	17.092	16.681	(17) Ralf ARON					
7	14:09:02.791	53.291	18.864	17.152	17.275	1	14:03:40.197	58.612	24.364	17.500	16.748
8	14:09:55.339	52.548	18.818	17.038	16.692	2	14:04:33.600	53.403	19.300	17.218	16.885
9	14:10:47.861	52.522	18.757	17.076	16.689	3	14:05:27.701	54.101	19.832	17.233	17.036
10	14:11:40.664	52.803	19.062	17.081	16.660	4	14:06:26.070	58.369	20.517	20.896	16.956
11	14:12:33.213	52.549	18.676	17.040	16.833	5	14:07:18.981	52.911	19.068	17.118	16.725
12	14:13:25.575	52.362	18.664	17.079	16.619	6	14:08:11.981	53.000	19.022	17.067	16.911
13	14:14:17.789	52.214	18.605	17.022	16.587	7	14:09:05.197	53.216	18.861	17.193	17.162
14	14:15:10.158	52.369	18.716	17.009	16.644	8	14:09:57.709	52.512	18.976	17.044	16.492
(69) Ryan ANDERTON						9	14:10:50.432	52.723	19.000	17.115	16.608
1	14:03:35.206	55.461	21.126	17.414	16.921	10	14:11:42.663	52.231	18.780	16.961	16.490
2	14:04:28.331	53.125	19.325	17.108	16.692	11	14:12:35.768	53.105	18.611	17.716	16.778
3	14:05:20.976	52.645	19.008	16.978	16.659	12	14:13:28.796	53.028	18.942	17.210	16.876
4	14:06:13.694	52.718	19.023	17.029	16.666	13	14:14:21.127	52.331	18.794	16.916	16.621
5	14:07:06.349	52.655	19.040	16.925	16.690	14	14:15:13.602	52.475	18.868	16.972	16.635
6	14:07:59.928	53.579	19.026	17.004	17.549	(25) Jack BARTHOLOMEW					
7	14:08:52.661	52.733	19.116	16.988	16.629	1	14:03:41.274	1:00.580	25.491	17.967	17.122
8	14:09:45.424	52.763	19.015	17.008	16.740	2	14:04:36.226	54.952	19.321	18.457	17.174
9	14:10:39.238	53.814	19.571	17.263	16.980	3	14:05:29.906	53.680	19.822	17.146	16.712
10	14:11:32.264	53.026	19.252	16.999	16.775	4	14:06:24.101	54.195	19.393	18.062	16.740
11	14:12:33.391	1:01.127	19.028	17.080	25.019	5	14:07:18.128	54.027	19.476	17.716	16.835
12	14:13:26.015	52.624	19.063	17.021	16.540	6	14:08:11.543	53.415	19.426	17.070	16.919
13	14:14:18.283	52.268	18.932	16.827	16.509	7	14:09:04.684	53.141	18.931	17.351	16.859
14	14:15:10.453	52.170	18.855	16.871	16.444	8	14:09:57.324	52.640	18.982	17.055	16.603
(34) Pepijn STEEMAN						9	14:10:49.921	52.597	18.914	17.051	16.632
1	14:03:35.274	55.452	20.922	17.433	17.097	10	14:11:42.174	52.253	18.792	16.951	16.510
2	14:04:30.422	55.148	20.261	17.485	17.402	11	14:12:35.503	53.329	19.051	17.553	16.725
3	14:05:24.205	53.783	19.416	17.338	17.029	12	14:13:28.644	53.141	19.037	17.205	16.899
4	14:06:20.600	56.395	22.603	17.159	16.633	13	14:14:21.405	52.761	19.076	17.092	16.593
5	14:07:13.141	52.541	18.877	17.047	16.617	14	14:15:13.863	52.458	18.810	16.988	16.660
6	14:08:05.713	52.572	18.866	17.146	16.560	(70) Max TIMMERMANS					
7	14:08:58.541	52.828	19.119	17.110	16.599	1	14:03:39.436	57.635	23.186	17.520	16.929
8	14:09:50.821	52.280	18.830	16.900	16.550	2	14:04:33.525	54.089	19.328	17.737	17.024
9	14:10:43.586	52.765	18.699	17.141	16.925	3	14:05:27.581	54.056	19.683	17.259	17.114
10	14:11:36.081	52.495	18.953	16.948	16.594	4	14:06:21.444	53.863	19.573	17.383	16.907
11	14:12:29.362	53.281	18.698	17.252	17.331	5	14:07:14.712	53.268	19.120	17.301	16.847
12	14:13:22.235	52.873	19.162	17.059	16.652	6	14:08:08.075	53.363	19.378	17.171	16.814
13	14:14:14.440	52.205	18.810	16.927	16.468	7	14:09:01.520	53.445	19.026	17.475	16.944
14	14:15:07.480	53.040	19.139	17.154	16.747	8	14:09:54.614	53.094	19.084	17.110	16.900
(50) Lennert VAN BOGAERT						9	14:10:47.623	53.009	19.030	17.083	16.896
1	14:03:41.369	58.778	23.943	17.766	17.069	10	14:11:41.622	53.999	19.685	17.110	17.204
2	14:04:35.874	54.505	19.559	17.631	17.315	11	14:12:35.208	53.586	19.451	17.248	16.887
3	14:05:32.837	56.963	22.402	17.771	16.790	12	14:13:29.088	53.880	19.718	17.291	16.871
4	14:06:26.466	53.629	19.076	17.422	17.131	13	14:14:22.008	52.920	18.920	17.248	16.752
5	14:07:19.477	53.011	19.330	17.066	16.615	14	14:15:15.733	53.725	18.833	17.252	16.640
6	14:08:11.901	52.424	18.831	16.955	16.638	(53) Guan Yu ZHOU					
7	14:09:04.593	52.692	18.709	17.076	16.907	1	14:03:49.626	1:09.509	34.052	18.307	17.150
8	14:09:57.117	52.524	18.837	16.964	16.723	2	14:04:43.012	53.386	19.078	17.344	16.964
9	14:10:49.549	52.432	18.947	16.913	16.572	3	14:05:36.157	53.145	18.975	17.265	16.905
10	14:11:41.838	52.289	18.823	16.908	16.558	4	14:06:29.338	53.181	19.005	17.276	16.900
11	14:12:34.654	52.816	19.098	17.025	16.693						

Timekeeping Ingrid and Meik Wagner: 

Clerk of the course Nigel Edwards:

www.mylaps.com

Steward (Chairman) Horst Seidel:

Chief Scrutineer Paul Klaassen:

Licensed to: Motorsport Events



Rotax Euro Challenge 2012 Wackersdorf

Rotax Juniors

Wackersdorf 1,275 Km

Final

13.05.2012 14:00

Race (14 Laps) started at 14:02:39

Lap	Time of Day	Lap Tm	S1 Tm	S2 Tm	S3 Tm	Lap	Time of Day	Lap Tm	S1 Tm	S2 Tm	S3 Tm
5	14:07:22.871	53.533	19.389	17.292	16.852						
6	14:08:15.732	52.861	18.908	17.165	16.788						
7	14:09:08.426	52.694	18.798	17.057	16.839						
8	14:10:01.297	52.871	18.972	17.130	16.769						
9	14:10:53.895	52.598	18.788	17.030	16.780						
10	14:11:46.627	52.732	18.890	17.089	16.753						
11	14:12:39.192	52.565	18.708	17.152	16.705						
12	14:13:31.495	52.303	18.766	16.936	16.601						
13	14:14:23.556	52.061	18.608	16.922	16.531						
14	14:15:15.923	52.367	18.677	17.008	16.682						

(87) Tom MEIJER

1	14:03:39.809	58.787	24.184	17.549	17.054
2	14:04:35.395	55.586	20.292	17.436	17.858
3	14:05:30.543	55.148	21.157	17.278	16.713
4	14:06:26.162	55.619	18.900	19.131	17.588
5	14:07:19.607	53.445	19.447	17.074	16.924
6	14:08:12.362	52.755	18.981	17.160	16.614
7	14:09:05.497	53.135	18.906	17.116	17.113
8	14:09:58.023	52.526	18.802	17.146	16.578
9	14:10:50.625	52.602	18.829	17.195	16.578
10	14:11:42.971	52.346	18.750	16.981	16.615
11	14:12:35.682	52.711	18.656	17.217	16.838
12	14:13:29.893	54.211	18.818	18.603	16.790
13	14:14:22.223	52.330	18.737	17.004	16.589
14	14:15:18.232	56.009	18.812	17.213	19.984

(20) Nico MÜLLER

1	14:03:42.269	1:01.359	25.889	18.370	17.100
2	14:04:36.347	54.078	19.030	17.988	17.060
3	14:05:31.687	55.340	20.816	17.552	16.972
4	14:06:25.861	54.174	19.285	17.726	17.163
5	14:07:23.780	57.919	23.479	17.339	17.101
6	14:08:17.092	53.312	19.176	17.200	16.936
7	14:09:10.659	53.567	19.213	17.269	17.085
8	14:10:04.028	53.369	19.244	17.147	16.978
9	14:10:57.375	53.347	19.272	17.127	16.948
10	14:11:50.900	53.525	19.280	17.209	17.036
11	14:12:44.356	53.456	19.150	17.328	16.978
12	14:13:37.628	53.272	19.212	17.176	16.884
13	14:14:30.971	53.343	19.248	17.154	16.941
14	14:15:24.248	53.277	19.218	17.163	16.896

(89) Joseph BURTON-HARRIS

1	14:03:41.057	59.958	25.267	17.660	17.031
2	14:04:35.560	54.503	19.450	17.404	17.649
3	14:05:29.504	53.944	20.180	16.979	16.785
4	14:06:23.762	54.258	19.622	17.613	17.023
5	14:07:17.847	54.085	19.910	17.421	16.754
6	14:08:10.600	52.753	18.769	17.128	16.856
7	14:09:07.724	57.124	19.311	19.473	18.340

(38) Cem BOLUKBASI

1	14:03:57.197	1:16.906	32.698	19.909	24.299
---	--------------	-----------------	---------------	---------------	---------------



Rotax Euro Challenge 2012 Wackersdorf

Rotax Seniors

Wackersdorf 1,275 Km

Non Qualifying Practice 1 Odd Numbers

11.05.2012 12:00

Practice (7:00 Time) started at 12:00:01

Pos	No.	Name	Nat.	Chassis	Race Team	Laps	Best Tm	Diff	Gap In Lap	km/h	
1	205	Sean BABINGTON	GBR	Alonso	Dan Holland Racing	7	51.216		6	89,620	
2	211	Shaun SLAVIN	GBR	Formula K	Formula K Europe	7	51.357	0.141	0.141	3	89,374
3	299	Philip MORIN	SWE	Alonso	Dan Holland Racing	7	51.465	0.249	0.108	4	89,187
4	271	Christopher FRIEDRICH	GER	Praga	M-Tec/Praga Racing	7	51.471	0.255	0.006	3	89,176
5	203	Edward BRAND	GBR	Formula K	Formula K Europe	7	51.489	0.273	0.018	6	89,145
6	207	Ferenc KANCSAR	AUT	Birel	Kalman Motorsport	7	51.553	0.337	0.064	2	89,035
7	223	Jacob NIELSEN	DEN	Kosmic	Star Karting	7	51.654	0.438	0.101	6	88,860
8	221	Jesse LAZARE	CAN	Formula K	Chapman Racing/Protrain	7	51.671	0.455	0.017	6	88,831
9	213	Thomas BENISRI	FRA	Sodikart	Win Max	7	51.675	0.459	0.004	4	88,824
10	245	Hubert PETIT	FRA	Sodikart	Sodikart Junior Team	7	51.727	0.511	0.052	5	88,735
11	217	Glen VAN DROOGENBROE	BEL	Tonykart	Bouvin Power	7	51.827	0.611	0.100	5	88,564
12	269	John FRIBERG	SWE	Tonykart	Soda Kart	7	51.840	0.624	0.013	2	88,542
13	293	Sandor JAKAB	SVK	Birel	Kalman Motorsport	7	51.843	0.627	0.003	5	88,537
14	303	Giorgio MAGGI	SUI	Tonykart	Blacky Racing	7	51.875	0.659	0.032	5	88,482
15	263	Henry EASTHOPE	GBR	Sodikart	Sodikart Junior Team	7	51.892	0.676	0.017	7	88,453
16	219	Andreas BACKMAN	SWE	Tonykart	Strawberry Racing	7	51.897	0.681	0.005	5	88,444
17	259	Nicolas PICOT	FRA	Sodikart	Kart Pro Racing	7	51.900	0.684	0.003	7	88,439
18	257	Ebba GRANDIN	SWE	Kosmic	Soda Kart	7	51.900	0.684		6	88,439
19	301	Jonathan JOHANSSON	SWE	Gillard	PDB Racing Team	7	51.926	0.710	0.026	4	88,395
20	261	Stephane KOX	NED	Formula K	Formula K Europe	7	51.982	0.766	0.056	4	88,300
21	225	Jeremie LESOUDIER	FRA	Kosmic	PKS	7	51.999	0.783	0.017	4	88,271
22	241	Pierre AUVRAY	FRA	FA Kart	DSS Kart	7	52.071	0.855	0.072	5	88,149
23	227	Matija JURKOVIC	SLO	Formula K	MLM Racing KK	6	52.126	0.910	0.055	5	88,056
24	243	Glenn VAN PARIJS	BEL	Zanardi	Raw Racing Team	7	52.149	0.933	0.023	7	88,017
25	237	Sten Dorian PIIRIMAGI	EST	Tonykart	Aix Racing Team	7	52.208	0.992	0.059	6	87,918
26	233	Manon CHAVAGNE	NED	Topkart	Slangen Karting	7	52.313	1.097	0.105	3	87,741
27	279	Juuso KAUKELIN	FIN	Tonykart	JTL Racing	7	52.351	1.135	0.038	5	87,677
28	255	Moritz OBERHEIM	GER	LH Kart	Matis Motorsport	7	52.360	1.144	0.009	4	87,662
29	275	Benjamin KARLOG	DEN	Tonykart	RS Competition	6	52.558	1.342	0.198	3	87,332
30	283	Marco FORRER	SUI	Mach 1	Kartteam Meier	7	52.724	1.508	0.166	6	87,057



Rotax Euro Challenge 2012 Wackersdorf

Rotax Seniors Wackersdorf 1,275 Km

Non Qualifying Practice 1 Odd Numbers 11.05.2012 12:00

Practice (7:00 Time) started at 12:00:01

Lap	Time of Day	Lap Tm	S1 Tm	S2 Tm	S3 Tm	Lap	Time of Day	Lap Tm	S1 Tm	S2 Tm	S3 Tm
(205) Sean BABINGTON						(213) Thomas BENISRI					
1	12:02:42.874	1:04.196	24.166	22.934	17.096	1	12:02:32.617	54.050	20.148	17.252	16.650
2	12:03:34.876	52.002	18.668	16.909	16.425	2	12:03:24.805	52.188	18.734	16.924	16.530
3	12:04:26.191	51.315	18.404	16.583	16.328	3	12:04:16.736	51.931	18.835	16.707	16.389
4	12:05:17.567	51.376	18.408	16.594	16.374	4	12:05:08.411	51.675	18.557	16.686	16.432
5	12:06:08.845	51.278	18.348	16.526	16.404	5	12:06:00.404	51.993	18.799	16.722	16.472
6	12:07:00.061	51.216	18.339	16.499	16.378	6	12:06:52.642	52.238	18.667	16.753	16.818
7	12:07:51.685	51.624	18.401	16.667	16.556	7	12:07:44.553	51.911	18.750	16.657	16.504
(211) Shaun SLAVIN						(245) Hubert PETIT					
1	12:02:16.488	52.290	18.779	16.949	16.562	1	12:02:14.189	57.702	18.923	19.396	19.383
2	12:03:08.296	51.808	18.626	16.713	16.469	2	12:03:07.090	52.901	18.943	17.305	16.653
3	12:03:59.653	51.357	18.428	16.532	16.397	3	12:03:59.062	51.972	18.771	16.702	16.499
4	12:04:51.316	51.663	18.515	16.679	16.469	4	12:04:51.626	52.564	18.813	17.070	16.681
5	12:05:42.960	51.644	18.482	16.692	16.470	5	12:05:43.353	51.727	18.604	16.732	16.391
6	12:06:34.773	51.813	18.759	16.639	16.415	6	12:06:35.725	52.372	18.917	16.918	16.537
7	12:07:27.322	52.549	19.390	16.613	16.546	7	12:07:27.967	52.242	18.857	16.762	16.623
(299) Philip MORIN						(217) Glen VAN DROOGENBROECK					
1	12:02:38.938	56.196	22.343	17.225	16.628	1	12:02:34.138	52.514	18.876	16.950	16.688
2	12:03:30.637	51.699	18.654	16.643	16.402	2	12:03:26.226	52.088	18.676	16.879	16.533
3	12:04:22.166	51.529	18.511	16.613	16.405	3	12:04:18.145	51.919	18.700	16.750	16.469
4	12:05:13.631	51.465	18.486	16.569	16.410	4	12:05:10.199	52.054	18.821	16.712	16.521
5	12:06:05.239	51.608	18.618	16.580	16.410	5	12:06:02.026	51.827	18.662	16.719	16.446
6	12:06:56.914	51.675	18.605	16.585	16.485	6	12:06:53.959	51.933	18.767	16.637	16.529
7	12:07:48.401	51.487	18.506	16.551	16.430	7	12:07:46.041	52.082	18.747	16.884	16.451
(271) Christopher FRIEDRICH						(269) John FRIBERG					
1	12:02:33.263	52.513	19.134	16.912	16.467	1	12:02:13.265	52.248	18.764	16.897	16.587
2	12:03:24.898	51.635	18.548	16.688	16.399	2	12:03:05.105	51.840	18.521	16.727	16.592
3	12:04:16.369	51.471	18.439	16.687	16.345	3	12:03:57.012	51.907	18.509	16.885	16.513
4	12:05:08.342	51.973	18.606	16.650	16.717	4	12:04:49.743	52.731	18.967	17.166	16.598
5	12:06:00.666	52.324	19.210	16.597	16.517	5	12:05:41.853	52.110	18.561	17.015	16.534
6	12:06:52.945	52.279	19.026	16.695	16.558	6	12:06:33.776	51.923	18.511	16.746	16.666
7	12:07:45.587	52.642	18.667	16.738	17.237	7	12:07:26.321	52.545	18.457	16.723	17.365
(203) Edward BRAND						(293) Sandor JAKAB					
1	12:02:09.864	59.259	21.792	18.550	18.917	1	12:02:19.224	52.173	18.699	16.973	16.501
2	12:03:04.614	54.750	21.288	16.907	16.555	2	12:03:11.257	52.033	18.620	16.854	16.559
3	12:03:56.173	51.559	18.475	16.664	16.420	3	12:04:03.134	51.877	18.610	16.703	16.564
4	12:04:48.724	52.551	19.254	16.803	16.494	4	12:04:55.108	51.974	18.711	16.730	16.533
5	12:05:40.723	51.999	18.708	16.780	16.511	5	12:05:46.951	51.843	18.688	16.649	16.506
6	12:06:32.212	51.489	18.385	16.674	16.430	6	12:06:38.837	51.886	18.671	16.757	16.458
7	12:07:24.575	52.363	18.530	16.611	17.222	7	12:07:30.757	51.920	18.730	16.697	16.493
(207) Ferenc KANCSAR						(303) Giorgio MAGGI					
1	12:02:40.628	58.036	19.102	22.259	16.675	1	12:02:01.185	53.258	19.410	17.248	16.600
2	12:03:32.181	51.553	18.578	16.597	16.378	2	12:02:53.335	52.150	18.767	16.882	16.501
3	12:04:23.985	51.804	18.474	16.681	16.649	3	12:03:45.270	51.935	18.537	16.870	16.528
4	12:05:15.782	51.797	18.727	16.621	16.449	4	12:04:37.353	52.083	18.667	16.844	16.572
5	12:06:07.436	51.654	18.502	16.695	16.457	5	12:05:29.228	51.875	18.507	16.806	16.562
6	12:06:59.009	51.573	18.555	16.564	16.454	6	12:06:22.266	53.038	18.842	16.814	17.382
7	12:07:50.674	51.665	18.528	16.651	16.486	7	12:07:14.688	52.422	19.118	16.871	16.433
(223) Jacob NIELSEN						(263) Henry EASTHOPE					
1	12:02:36.669	57.393	20.154	17.700	19.539	1	12:02:08.092	52.630	18.873	17.179	16.578
2	12:03:31.869	55.200	21.564	17.041	16.595	2	12:03:00.856	52.764	18.797	17.219	16.748
3	12:04:24.141	52.272	18.639	16.677	16.956	3	12:03:53.892	53.036	19.164	16.888	16.984
4	12:05:16.339	52.198	18.787	16.838	16.573	4	12:04:46.335	52.443	18.725	16.859	16.859
5	12:06:08.030	51.691	18.426	16.783	16.482	5	12:05:38.653	52.318	18.692	17.029	16.597
6	12:06:59.684	51.654	18.648	16.602	16.404	6	12:06:30.634	51.981	18.653	16.862	16.466
7	12:07:51.892	52.208	18.467	17.134	16.607	7	12:07:22.526	51.892	18.604	16.696	16.592
(221) Jesse LAZARE						(219) Andreas BACKMAN					
1	12:02:21.408	53.086	18.947	17.217	16.922	1	12:02:08.771	53.051	19.136	17.233	16.682
2	12:03:13.468	52.060	18.579	16.903	16.578	2	12:03:00.986	52.215	18.660	16.937	16.618
3	12:04:05.538	52.070	18.653	16.976	16.441	3	12:03:53.645	52.659	18.795	16.945	16.919
4	12:04:57.677	52.139	18.559	17.003	16.577	4	12:04:46.065	52.420	18.671	16.820	16.929
5	12:05:49.630	51.953	18.529	16.913	16.511	5	12:05:37.962	51.897	18.667	16.764	16.466
6	12:06:41.301	51.671	18.591	16.688	16.392	6	12:06:29.979	52.017	18.759	16.741	16.517
7	12:07:33.091	51.790	18.605	16.711	16.474	7	12:07:22.107	52.128	18.553	16.741	16.834
(259) Nicolas PICOT											

Timekeeping Ingrid and Meik Wagner:

Clerk of the course Nigel Edwards:

www.mylaps.com

Steward (Chairman) Horst Seidel:

Chief Scrutineer Paul Klaassen:

Licensed to: Motorsport Events



Rotax Euro Challenge 2012 Wackersdorf

Rotax Seniors

Wackersdorf 1,275 Km

Non Qualifying Practice 1 Odd Numbers

11.05.2012 12:00

Practice (7:00 Time) started at 12:00:01

Lap	Time of Day	Lap Tm	S1 Tm	S2 Tm	S3 Tm	Lap	Time of Day	Lap Tm	S1 Tm	S2 Tm	S3 Tm
1	12:02:10.332	53.047	19.191	17.127	16.729	3	12:03:56.044	52.369	18.910	16.871	16.588
2	12:03:02.772	52.440	18.899	16.912	16.629	4	12:04:49.971	53.927	19.795	17.349	16.783
3	12:03:54.743	51.971	18.658	16.760	16.553	5	12:05:42.421	52.450	18.843	16.857	16.750
4	12:04:49.100	54.357	20.658	17.203	16.496	6	12:06:34.629	52.208	18.853	16.789	16.566
5	12:05:41.357	52.257	18.760	16.982	16.515	7	12:07:29.229	54.600	19.290	16.995	18.315
6	12:06:33.884	52.527	18.667	16.934	16.926						
7	12:07:25.784	51.900	18.732	16.781	16.387						
(257) Ebba GRANDIN						(233) Manon CHAVAGNE					
1	12:02:07.232	52.813	19.002	17.142	16.669	1	12:02:11.520	53.328	19.151	17.338	16.839
2	12:02:59.750	52.518	18.914	17.030	16.574	2	12:03:03.311	52.525	19.084	16.849	16.592
3	12:03:53.300	53.550	19.377	17.049	17.124	3	12:03:55.624	52.313	18.824	16.833	16.656
4	12:04:46.708	53.408	18.846	16.751	17.811	4	12:04:49.360	53.736	20.024	17.130	16.582
5	12:05:39.125	52.417	18.904	17.073	16.440	5	12:05:42.504	53.144	18.784	17.378	16.982
6	12:06:31.025	51.900	18.607	16.737	16.556	6	12:06:35.146	52.642	18.958	17.046	16.638
7	12:07:23.139	52.114	18.823	16.862	16.429	7	12:07:30.043	54.897	19.619	16.905	18.373
(301) Jonathan JOHANSSON						(279) Juuso KAUKELIN					
1	12:02:07.086	52.884	18.934	17.174	16.776	1	12:02:04.359	52.839	19.131	17.009	16.699
2	12:02:59.308	52.222	18.677	16.902	16.643	3	12:03:57.336	52.977	19.111	17.146	16.720
3	12:03:51.751	52.443	19.148	16.814	16.481	4	12:04:50.410	53.074	19.044	17.124	16.906
4	12:04:43.677	51.926	18.764	16.771	16.391	5	12:05:42.761	52.351	18.750	16.894	16.707
5	12:05:35.714	52.037	18.892	16.681	16.464	6	12:06:36.199	53.438	19.301	17.150	16.987
6	12:06:31.737	56.023	21.194	17.889	16.940	7	12:07:31.200	55.001	19.050	16.996	18.955
7	12:07:23.796	52.059	18.720	16.731	16.608	(255) Moritz OBERHEIM					
(261) Stephane KOX						1	12:02:29.657	53.267	19.491	17.051	16.725
1	12:02:05.174	54.140	19.935	17.319	16.886	2	12:03:22.303	52.646	19.040	16.835	16.771
2	12:02:59.190	54.016	18.905	17.558	17.553	3	12:04:14.754	52.451	19.030	16.852	16.569
3	12:03:53.022	53.832	19.600	16.958	17.274	4	12:05:07.114	52.360	19.013	16.747	16.600
4	12:04:45.004	51.982	18.722	16.765	16.495	5	12:05:59.790	52.676	18.996	16.965	16.715
5	12:05:37.122	52.118	18.705	16.681	16.732	6	12:06:53.101	53.311	19.071	16.806	17.434
6	12:06:29.483	52.361	19.142	16.675	16.544	7	12:07:45.697	52.596	19.061	16.848	16.687
7	12:07:22.343	52.860	18.807	16.765	17.288	(275) Benjamin KARLOG					
(225) Jeremie LESOUDIER						1	12:02:05.521	53.553	19.548	17.166	16.839
1	12:02:06.854	53.457	19.241	17.457	16.759	2	12:02:58.252	52.731	18.844	17.126	16.761
2	12:02:59.621	52.767	19.142	16.882	16.743	3	12:03:50.810	52.558	18.974	16.944	16.640
3	12:03:52.778	53.157	19.379	16.872	16.906	4	12:04:43.395	52.585	19.132	16.849	16.604
4	12:04:44.777	51.999	18.714	16.747	16.538	5	12:05:36.144	52.749	19.446	16.786	16.517
5	12:05:36.859	52.082	18.652	16.780	16.650	6	12:06:29.263	53.119	19.025	16.832	17.262
6	12:06:29.198	52.339	18.966	16.748	16.625	(283) Marco FORRER					
7	12:07:21.378	52.180	18.727	16.718	16.735	1	12:02:06.015	55.207	20.330	17.629	17.248
(241) Pierre AUVRAY						2	12:02:58.938	52.923	18.901	17.020	17.002
1	12:01:59.794	53.425	19.548	17.163	16.714	3	12:03:54.285	55.347	20.330	17.410	17.607
2	12:02:52.415	52.621	18.962	17.043	16.616	4	12:04:48.082	53.797	20.158	16.954	16.685
3	12:03:44.890	52.475	18.902	16.955	16.618	5	12:05:41.663	53.581	19.669	17.295	16.617
4	12:04:37.414	52.524	18.806	16.921	16.797	6	12:06:34.387	52.724	19.157	16.901	16.666
5	12:05:29.485	52.071	18.740	16.794	16.537	7	12:07:27.593	53.206	19.340	16.874	16.992
6	12:06:21.847	52.362	18.826	16.933	16.603	(227) Matija JURKOVIC					
7	12:07:14.194	52.347	18.851	16.876	16.620	1	12:02:34.532	54.487	20.157	17.446	16.884
(227) Matija JURKOVIC						2	12:03:26.955	52.423	18.883	16.895	16.645
1	12:02:34.532	54.487	20.157	17.446	16.884	3	12:04:19.318	52.363	18.904	16.887	16.572
2	12:03:26.955	52.423	18.883	16.895	16.645	4	12:05:18.571	59.253	24.425	18.209	16.619
3	12:04:19.318	52.363	18.904	16.887	16.572	5	12:06:10.697	52.126	18.938	16.683	16.505
4	12:05:18.571	59.253	24.425	18.209	16.619	6	12:07:02.895	52.198	18.972	16.696	16.530
5	12:06:10.697	52.126	18.938	16.683	16.505	(243) Glenn VAN PARIJS					
6	12:07:02.895	52.198	18.972	16.696	16.530	1	12:02:09.795	56.110	20.032	18.950	17.128
(243) Glenn VAN PARIJS						2	12:03:02.586	52.791	19.009	16.997	16.785
1	12:02:09.795	56.110	20.032	18.950	17.128	3	12:03:55.182	52.596	19.229	16.822	16.545
2	12:03:02.586	52.791	19.009	16.997	16.785	4	12:04:48.200	53.018	19.619	16.864	16.535
3	12:03:55.182	52.596	19.229	16.822	16.545	5	12:05:40.525	52.325	18.917	16.857	16.551
4	12:04:48.200	53.018	19.619	16.864	16.535	6	12:06:32.895	52.370	19.018	16.787	16.565
5	12:05:40.525	52.325	18.917	16.857	16.551	7	12:07:25.044	52.149	18.863	16.741	16.545
6	12:06:32.895	52.370	19.018	16.787	16.565	(237) Sten Dorian PIIRIMAGI					
7	12:07:25.044	52.149	18.863	16.741	16.545	1	12:02:10.980	53.030	19.098	17.048	16.884
(237) Sten Dorian PIIRIMAGI						2	12:03:03.675	52.695	19.203	16.873	16.619
1	12:02:10.980	53.030	19.098	17.048	16.884						
2	12:03:03.675	52.695	19.203	16.873	16.619						

Timekeeping Ingrid and Meik Wagner:

Clerk of the course Nigel Edwards:

www.mylaps.com

Steward (Chairman) Horst Seidel:

Chief Scrutineer Paul Klaassen:

Licensed to: Motorsport Events



Rotax Euro Challenge 2012 Wackersdorf

Rotax Seniors

Wackersdorf 1,275 Km

Non Qualifying Practice 1 Even Numbers

11.05.2012 12:10

Practice (7:00 Time) started at 12:10:03

Pos	No.	Name	Nat.	Chassis	Race Team	Laps	Best Tm	Diff	Gap	In Lap	km/h
1	290	Ukyo SASAHARA	JPN	DR	VPDR	7	51.204			1	89,641
2	250	Ludvig MORIN	SWE	Kosmic	Paul Carr Racing	7	51.261	0.057	0.057	2	89,542
3	254	Harrison SCOTT	GBR	Tonykart	Strawberry Racing	7	51.268	0.064	0.007	6	89,530
4	294	Makino TADASUKE	JPN	Birel	Kalman Motorsport	8	51.304	0.100	0.036	8	89,467
5	208	Charlie EASTWOOD	IRL	Formula K	Protrain Racing	7	51.319	0.115	0.015	7	89,441
6	222	Pierce LEHANE	AUS	Alonso	Dan Holland Racing	7	51.362	0.158	0.043	4	89,366
7	260	Bas de LAAT	NED	Gillard	PDB Racing Team	7	51.378	0.174	0.016	6	89,338
8	212	Jiri FORMAN	GBR	MS Kart	MS Kart Racing Team	7	51.432	0.228	0.054	2	89,244
9	268	Francisco MORA	POR	FA	Cabo do Mundo Kartteam	7	51.435	0.231	0.003	2	89,239
10	234	Ash HAND	GBR	Tonykart	Strawberry Racing	7	51.475	0.271	0.040	3	89,169
11	236	Andy KING	GBR	Tonykart	Strawberry Racing	7	51.504	0.300	0.029	7	89,119
12	266	Petr FULIN	CZE	MS Kart	MS Kart Racing Team	7	51.528	0.324	0.024	2	89,078
13	300	Joel AFFOLTER	NED	Gillard	PDB Racing Team	8	51.530	0.326	0.002	2	89,074
14	270	Santeri VARIS	FIN	Tonykart	JTL Racing	6	51.630	0.426	0.100	2	88,902
15	218	Nicolai NIELSEN	DEN	TBA	Star Karting	7	51.643	0.439	0.013	2	88,879
16	238	Alexandre FINKELSTEIN	FRA	Tonykart	MD Competition	7	51.648	0.444	0.005	5	88,871
17	272	Jules COUSIN	FRA	FA Kart	DSS Kart	7	51.655	0.451	0.007	3	88,859
18	216	Bryan EERDEN	NED	Gillard	PDB Racing Team	7	51.690	0.486	0.035	4	88,799
19	230	Charlie TURNER	GBR	CRG	Coles Racing	7	51.695	0.491	0.005	3	88,790
20	252	Juuso PYKALAINEN	FIN	Tonykart	MPT Racing	8	51.707	0.503	0.012	5	88,769
21	258	Mikkel JOHNSEN	DEN	Intrepid	DMT Racing	7	51.751	0.547	0.044	4	88,694
22	240	Petr BEZEL	CZE	MS Kart	MS Kart Racing Team	7	51.762	0.558	0.011	7	88,675
23	296	Josh HART	NZE	Birel	Kalman Motorsport	5	51.762	0.558		2	88,675
24	288	Cecile MARTINI	FRA	Sodikart	Martini Racing	7	51.809	0.605	0.047	3	88,595
25	220	Mathias SMITH	DEN	Kosmic	Star Karting	7	51.820	0.616	0.011	2	88,576
26	280	Brandon NILSSON	SWE	Exprit	Brandon Racing	7	51.872	0.668	0.052	5	88,487
27	226	Erik STILLMANN	SWE	Sodikart	Wallberg Motorsport	7	51.883	0.679	0.011	2	88,468
28	302	Kevin MINIER	FRA	Tonykart	MD Competition	7	51.891	0.687	0.008	2	88,455
29	246	Sabedin Berat TURKER	TUR	Formula K	Protrain Racing	7	51.895	0.691	0.004	5	88,448
30	214	Michael COOL	BEL	Tonykart	Bouvin Power	7	51.905	0.701	0.010	7	88,431
31	224	Aavo TALVAR	EST	Intrepid	Talvar Racing	7	51.912	0.708	0.007	6	88,419
32	286	Lukasz BARTOSZUK	POL	Praga	Uniq Racing	6	51.929	0.725	0.017	3	88,390
33	242	Miroslav KOVAR	CZE	MS Kart	MS Kart Racing Team	7	51.946	0.742	0.017	3	88,361
34	244	Eva BENES	FRA	Kosmic	PKS	7	51.947	0.743	0.001	7	88,359
35	232	James SINGLETON	GBR	CRG	Coles Racing	7	51.948	0.744	0.001	3	88,358
36	262	Alex ENGBLOM	SWE	Tonykart	Soda Kart	3	51.970	0.766	0.022	2	88,320
37	278	Barrie PULLINGER	GBR	Alonso	Dan Holland Racing	7	52.027	0.823	0.057	7	88,223
38	248	Artem KOROLEV	CAN	Intrepid	Team TKP	6	52.066	0.862	0.039	2	88,157
39	306	Kevin KEMMLING	GER	Formula K	Kartschmie.de	7	52.097	0.893	0.031	2	88,105
40	304	Oliver NORRIS	GBR	Tonykart	RL Racing Dept Ltd	7	52.106	0.902	0.009	3	88,090
41	284	Oliver MYERS	GBR	Tonykart	Coles Racing	6	52.634	1.430	0.528	3	87,206

Timekeeping Ingrid and Meik Wagner:

Clerk of the course Nigel Edwards:

www.mylaps.com

Steward (Chairman) Horst Seidel:

Chief Scrutineer Paul Klaassen:

Licensed to: Motorsport Events

Printed: 11.05.2012 12:18:22

posted at:

h



Rotax Euro Challenge 2012 Wackersdorf

Rotax Seniors

Wackersdorf 1,275 Km

Non Qualifying Practice 1 Even Numbers

11.05.2012 12:10

Practice (7:00 Time) started at 12:10:15

Lap	Time of Day	Lap Tm	S1 Tm	S2 Tm	S3 Tm	Lap	Time of Day	Lap Tm	S1 Tm	S2 Tm	S3 Tm
(290) Ukyo SASAHARA						(268) Francisco MORA					
1	12:12:21.305	51.204	18.426	16.471	16.307	1	12:12:17.081	51.828	18.707	16.733	16.388
2	12:13:12.550	51.245	18.521	16.481	16.243	2	12:13:08.516	51.435	18.487	16.571	16.377
3	12:14:03.822	51.272	18.476	16.465	16.331	3	12:14:00.091	51.575	18.626	16.543	16.406
4	12:14:56.383	52.561	18.420	16.552	17.589	4	12:14:51.994	51.903	18.647	16.732	16.524
5	12:15:48.387	52.004	18.965	16.591	16.448	5	12:15:43.621	51.627	18.533	16.618	16.476
6	12:16:40.164	51.777	18.643	16.649	16.485	6	12:16:35.255	51.634	18.550	16.622	16.462
7	12:17:31.883	51.719	18.682	16.587	16.450	7	12:17:27.132	51.877	18.762	16.645	16.470
(250) Ludvig MORIN						(234) Ash HAND					
1	12:12:03.380	53.179	19.934	16.834	16.411	1	12:11:56.102	51.952	18.868	16.702	16.382
2	12:12:54.641	51.261	18.381	16.633	16.247	2	12:12:47.598	51.496	18.486	16.602	16.408
3	12:13:46.001	51.360	18.548	16.484	16.328	3	12:13:39.073	51.475	18.569	16.556	16.350
4	12:14:37.745	51.744	18.546	16.741	16.457	4	12:14:30.803	51.730	18.559	16.646	16.525
5	12:15:29.239	51.494	18.611	16.572	16.311	5	12:15:22.360	51.557	18.502	16.604	16.451
6	12:16:20.543	51.304	18.435	16.585	16.284	6	12:16:14.230	51.870	18.634	16.631	16.605
7	12:17:12.094	51.551	18.555	16.665	16.331	7	12:17:06.863	52.633	18.676	16.696	17.261
(254) Harrison SCOTT						(236) Andy KING					
1	12:12:11.537	51.672	18.596	16.663	16.413	1	12:11:57.750	51.667	18.484	16.735	16.448
2	12:13:02.914	51.377	18.575	16.507	16.295	2	12:12:49.398	51.648	18.606	16.643	16.399
3	12:13:54.290	51.376	18.528	16.502	16.346	3	12:13:41.081	51.683	18.623	16.684	16.376
4	12:14:48.043	53.753	18.541	18.794	16.418	4	12:14:32.793	51.712	18.593	16.562	16.557
5	12:15:39.496	51.453	18.673	16.486	16.294	5	12:15:24.415	51.622	18.655	16.606	16.361
6	12:16:30.764	51.268	18.402	16.541	16.325	6	12:16:15.996	51.581	18.536	16.557	16.488
7	12:17:22.430	51.666	18.753	16.562	16.351	7	12:17:07.500	51.504	18.559	16.574	16.371
(294) Makino TADASUKE						(266) Petr FULIN					
1	12:11:52.842	53.769	19.615	16.967	17.187	1	12:11:59.095	52.164	18.944	16.737	16.483
2	12:12:45.090	52.248	18.242	17.523	16.483	2	12:12:50.623	51.528	18.529	16.637	16.362
3	12:13:36.508	51.418	18.463	16.570	16.385	3	12:13:42.639	52.016	18.635	16.884	16.497
4	12:14:28.387	51.879	18.244	17.155	16.480	4	12:14:34.289	51.650	18.617	16.711	16.322
5	12:15:19.808	51.421	18.545	16.550	16.326	5	12:15:26.185	51.896	18.722	16.778	16.396
6	12:16:11.189	51.381	18.401	16.597	16.383	6	12:16:18.320	52.135	18.996	16.690	16.449
7	12:17:02.571	51.382	18.491	16.533	16.358	7	12:17:10.388	52.068	18.779	16.840	16.449
8	12:17:53.875	51.304	18.421	16.502	16.381	(300) Joel AFFOLTER					
(208) Charlie EASTWOOD						1	12:11:47.189	51.832	18.748	16.651	16.433
1	12:12:12.832	51.803	18.704	16.634	16.465	2	12:12:38.719	51.530	18.544	16.625	16.361
2	12:13:04.403	51.571	18.665	16.587	16.319	3	12:13:30.502	51.783	18.576	16.728	16.479
3	12:13:55.799	51.396	18.612	16.498	16.286	4	12:14:22.295	51.793	18.570	16.597	16.626
4	12:14:47.467	51.668	18.593	16.713	16.362	5	12:15:14.761	52.466	19.485	16.622	16.359
5	12:15:41.706	54.239	20.820	17.074	16.345	6	12:16:06.709	51.948	18.669	16.677	16.602
6	12:16:33.083	51.377	18.559	16.512	16.306	7	12:16:58.641	51.932	18.907	16.612	16.413
7	12:17:24.402	51.319	18.511	16.507	16.301	8	12:17:50.980	52.339	18.877	16.549	16.913
(222) Pierce LEHANE						(270) Santeri VARIS					
1	12:11:58.709	52.398	19.282	16.726	16.390	1	12:11:46.870	52.113	18.784	16.840	16.489
2	12:12:50.182	51.473	18.503	16.521	16.449	2	12:12:38.500	51.630	18.617	16.632	16.381
3	12:13:41.930	51.748	18.665	16.685	16.398	3	12:13:30.198	51.698	18.590	16.761	16.347
4	12:14:33.292	51.362	18.528	16.556	16.278	4	12:14:21.875	51.677	18.553	16.632	16.492
5	12:15:25.061	51.769	18.832	16.632	16.305	5	12:15:13.587	51.712	18.645	16.650	16.417
6	12:16:16.683	51.622	18.527	16.572	16.523	6	12:16:16.115	1:02.528	18.629	16.721	27.178
7	12:17:08.281	51.598	18.612	16.639	16.347	(218) Nicolai NIELSEN					
(260) Bas de LAAT						1	12:12:13.314	51.820	18.788	16.669	16.363
1	12:11:48.740	51.866	18.637	16.687	16.542	2	12:13:04.957	51.643	18.607	16.643	16.393
2	12:12:40.363	51.623	18.600	16.641	16.382	3	12:13:56.747	51.790	18.718	16.642	16.430
3	12:13:35.656	55.293	20.788	17.699	16.806	4	12:14:48.647	51.900	18.787	16.689	16.424
4	12:14:30.289	54.633	18.631	17.854	18.148	5	12:15:40.671	52.024	18.854	16.691	16.479
5	12:15:23.478	53.189	18.650	17.082	17.457	6	12:16:32.792	52.121	18.659	16.992	16.470
6	12:16:14.856	51.378	18.445	16.573	16.360	7	12:17:24.828	52.036	18.916	16.703	16.417
7	12:17:06.647	51.791	18.659	16.737	16.395	(238) Alexandre FINKELSTEIN					
(212) Jiri FORMAN						1	12:11:51.015	52.445	19.003	16.931	16.511
1	12:12:14.688	51.617	18.532	16.677	16.408	2	12:12:43.138	52.123	18.939	16.636	16.548
2	12:13:06.120	51.432	18.497	16.631	16.304	3	12:13:35.194	52.056	18.888	16.673	16.495
3	12:13:57.640	51.520	18.583	16.584	16.353	4	12:14:31.171	55.977	19.260	19.056	17.661
4	12:14:49.230	51.590	18.604	16.630	16.356	5	12:15:22.819	51.648	18.641	16.620	16.387
5	12:15:40.801	51.571	18.623	16.588	16.360	6	12:16:14.569	51.750	18.606	16.622	16.522
6	12:16:32.594	51.793	18.607	16.700	16.486	7	12:17:06.952	52.383	19.065	16.906	16.412
7	12:17:24.217	51.623	18.584	16.601	16.438						



Rotax Euro Challenge 2012 Wackersdorf

Rotax Seniors

Wackersdorf 1,275 Km

Non Qualifying Practice 1 Even Numbers

11.05.2012 12:10

Practice (7:00 Time) started at 12:10:15

Lap	Time of Day	Lap Tm	S1 Tm	S2 Tm	S3 Tm	Lap	Time of Day	Lap Tm	S1 Tm	S2 Tm	S3 Tm
(272) Jules COUSIN						(280) Brandon NILSSON					
1	12:12:02.887	52.119	18.941	16.665	16.513	2	12:12:51.567	51.820	18.618	16.730	16.472
2	12:12:55.003	52.116	19.066	16.685	16.365	3	12:13:43.493	51.926	18.762	16.584	16.580
3	12:13:46.658	51.655	18.614	16.567	16.474	4	12:14:38.305	54.812	21.417	16.961	16.434
4	12:14:38.722	52.064	18.844	16.737	16.483	5	12:15:30.654	52.349	18.933	16.788	16.628
5	12:15:35.781	57.059	18.779	16.715	21.565	6	12:16:23.017	52.363	18.639	16.714	17.010
6	12:16:27.981	52.200	18.740	16.706	16.754	7	12:17:17.059	54.042	19.824	17.137	17.081
7	12:17:19.704	51.723	18.671	16.664	16.388	(226) Erik STILLMANN					
(216) Bryan EERDEN						(302) Kevin MINIER					
1	12:11:45.567	52.149	18.962	16.720	16.467	1	12:12:05.255	52.160	18.936	16.732	16.492
2	12:12:37.318	51.751	18.735	16.585	16.431	2	12:12:57.146	51.891	18.828	16.636	16.427
3	12:13:29.078	51.760	18.674	16.641	16.445	3	12:13:49.132	51.986	18.946	16.646	16.394
4	12:14:20.768	51.690	18.705	16.610	16.375	4	12:14:41.239	52.107	18.950	16.709	16.448
5	12:15:12.660	51.892	18.691	16.648	16.553	5	12:15:33.205	51.966	18.883	16.598	16.485
6	12:16:07.170	54.510	19.779	17.865	16.866	6	12:16:25.212	52.007	18.823	16.637	16.547
7	12:17:00.846	53.676	19.028	16.819	17.829	7	12:17:17.316	52.104	18.881	16.701	16.522
(230) Charlie TURNER						(246) Sabedin Berat TURKER					
1	12:11:52.016	52.690	19.097	17.013	16.580	1	12:12:07.071	53.403	19.597	17.101	16.705
2	12:12:45.223	53.207	19.532	16.968	16.707	2	12:12:59.272	52.201	18.780	16.750	16.671
3	12:13:36.918	51.695	18.681	16.577	16.437	3	12:13:51.243	51.971	18.625	16.808	16.538
4	12:14:29.149	52.231	18.873	16.767	16.591	4	12:14:43.369	52.126	18.759	16.842	16.525
5	12:15:21.491	52.342	18.812	16.857	16.673	5	12:15:35.264	51.895	18.579	16.776	16.540
6	12:16:13.868	52.377	18.984	16.812	16.581	6	12:16:27.437	52.173	18.883	16.784	16.506
7	12:17:06.383	52.515	18.908	16.992	16.615	7	12:17:19.488	52.051	18.747	16.808	16.496
(252) Juuso PYKALAINEN						(214) Michael COOL					
1	12:11:46.250	52.043	18.704	16.836	16.503	1	12:11:53.673	55.497	21.163	16.853	17.481
2	12:12:38.127	51.877	18.454	16.872	16.551	2	12:12:47.887	54.214	20.506	17.198	16.510
3	12:13:29.938	51.811	18.529	16.805	16.477	3	12:13:43.185	55.298	19.970	17.105	18.223
4	12:14:22.395	52.457	18.612	16.933	16.912	4	12:14:42.730	59.545	24.526	17.857	17.162
5	12:15:14.102	51.707	18.591	16.674	16.442	5	12:15:34.905	52.175	18.802	16.765	16.608
6	12:16:06.538	52.436	18.681	17.041	16.714	6	12:16:28.518	53.613	20.394	16.743	16.476
7	12:16:59.101	52.563	19.325	16.695	16.543	7	12:17:20.423	51.905	18.701	16.731	16.473
8	12:17:50.974	51.873	18.684	16.679	16.510	(224) Aavo TALVAR					
(258) Mikkel JOHNSEN						(286) Lukasz BARTOSZUK					
1	12:11:57.565	52.171	18.808	16.866	16.497	1	12:12:21.764	52.473	18.765	16.784	16.924
2	12:12:49.850	52.285	18.982	16.768	16.535	2	12:13:13.927	52.163	18.899	16.809	16.455
3	12:13:42.365	52.515	19.210	16.732	16.573	3	12:14:05.856	51.929	18.819	16.644	16.466
4	12:14:34.116	51.751	18.613	16.711	16.427	4	12:14:57.904	52.048	18.814	16.702	16.532
5	12:15:26.436	52.320	19.170	16.717	16.433	5	12:15:50.299	52.395	18.988	16.900	16.507
6	12:16:19.399	52.963	19.660	16.843	16.460	6	12:16:43.697	53.398	18.886	16.789	17.723
7	12:17:12.171	52.772	18.842	16.694	17.236	(242) Miroslav KOVAR					
(240) Petr BEZEL						(220) Mathias SMITH					
1	12:12:00.590	51.925	18.765	16.695	16.465	1	12:12:01.468	51.967	18.791	16.704	16.472
2	12:12:52.771	52.181	18.541	16.770	16.870	2	12:12:53.418	51.950	18.752	16.738	16.460
3	12:13:44.658	51.887	18.618	16.802	16.467	3	12:13:45.364	51.946	18.847	16.666	16.433
4	12:14:37.003	52.345	18.942	16.684	16.719	(296) Josh HART					
5	12:15:28.858	51.855	18.736	16.667	16.452	1	12:12:18.380	53.004	19.840	16.748	16.416
6	12:16:21.107	52.249	19.175	16.633	16.441	2	12:13:10.142	51.762	18.649	16.667	16.446
7	12:17:12.869	51.762	18.679	16.640	16.443	3	12:14:02.928	52.786	18.801	16.676	17.309
(296) Josh HART						(288) Cecile MARTINI					
1	12:12:18.380	53.004	19.840	16.748	16.416	1	12:11:51.569	52.572	19.002	17.096	16.474
2	12:13:10.142	51.762	18.649	16.667	16.446	2	12:12:45.476	53.907	20.208	17.107	16.592
3	12:14:02.928	52.786	18.801	16.676	17.309	3	12:13:37.285	51.809	18.608	16.719	16.482
4	12:16:38.869	2:35.941	2:02.722	16.744	16.475	4	12:14:29.601	52.316	18.827	16.865	16.624
5	12:17:30.762	51.893	18.688	16.667	16.538	5	12:15:21.866	52.265	19.060	16.780	16.425
(288) Cecile MARTINI						(228) Miroslav KOVAR					
1	12:11:51.569	52.572	19.002	17.096	16.474	1	12:12:01.468	51.967	18.791	16.704	16.472
2	12:12:45.476	53.907	20.208	17.107	16.592	2	12:12:53.418	51.950	18.752	16.738	16.460
3	12:13:37.285	51.809	18.608	16.719	16.482	3	12:13:45.364	51.946	18.847	16.666	16.433
4	12:14:29.601	52.316	18.827	16.865	16.624	(220) Mathias SMITH					
5	12:15:21.866	52.265	19.060	16.780	16.425	1	12:11:59.747	53.042	19.764	16.796	16.482
6	12:16:14.402	52.536	18.792	16.736	17.008	(220) Mathias SMITH					
7	12:17:06.544	52.142	18.655	16.960	16.527	1	12:11:59.747	53.042	19.764	16.796	16.482



Rotax Euro Challenge 2012 Wackersdorf

Rotax Seniors

Wackersdorf 1,275 Km

Non Qualifying Practice 1 Even Numbers

11.05.2012 12:10

Practice (7:00 Time) started at 12:10:15

Lap	Time of Day	Lap Tm	S1 Tm	S2 Tm	S3 Tm
4	12:14:38.021	52.657	18.957	17.116	16.584
5	12:15:30.117	52.096	18.938	16.749	16.409
6	12:16:23.077	52.960	19.046	17.029	16.885
7	12:17:15.619	52.542	19.183	16.795	16.564

(244) Eva BENES

1	12:12:08.654	52.661	19.354	16.807	16.500
2	12:13:00.738	52.084	18.825	16.743	16.516
3	12:13:53.145	52.407	19.221	16.733	16.453
4	12:14:46.033	52.888	19.457	16.919	16.512
5	12:15:38.007	51.974	18.775	16.723	16.476
6	12:16:29.972	51.965	18.845	16.660	16.460
7	12:17:21.919	51.947	18.764	16.757	16.426

(232) James SINGLETON

1	12:11:51.421	52.979	19.254	17.230	16.495
2	12:12:44.446	53.025	19.546	16.767	16.712
3	12:13:36.394	51.948	18.837	16.663	16.448
4	12:14:29.547	53.153	19.512	16.826	16.815
5	12:15:21.562	52.015	18.858	16.635	16.522
6	12:16:13.555	51.993	18.710	16.656	16.627
7	12:17:05.783	52.228	18.915	16.744	16.569

(262) Alex ENGBLOM

1	12:12:18.840	53.017	19.768	16.757	16.492
2	12:13:10.810	51.970	18.728	16.710	16.532
3	12:14:02.891	52.081	18.770	16.802	16.509

(278) Barrie PULLINGER

1	12:11:59.988	52.125	18.841	16.826	16.458
2	12:12:52.635	52.647	18.579	17.458	16.610
3	12:13:44.881	52.246	19.088	16.716	16.442
4	12:14:37.546	52.665	19.120	16.846	16.699
5	12:15:29.889	52.343	19.117	16.767	16.459
6	12:16:22.123	52.234	19.026	16.747	16.461
7	12:17:14.150	52.027	18.722	16.788	16.517

(248) Artem KOROLEV

1	12:12:13.645	52.240	19.135	16.638	16.467
2	12:13:05.711	52.066	18.686	16.838	16.542
3	12:13:58.022	52.311	19.161	16.722	16.428
4	12:14:50.851	52.829	18.695	17.484	16.650
5	12:15:43.093	52.242	18.975	16.725	16.542
6	12:16:36.742	53.649	19.373	16.932	17.344

(306) Kevin KEMMLING

1	12:12:08.119	52.342	18.935	16.885	16.522
2	12:13:00.216	52.097	18.295	17.258	16.544
3	12:13:53.012	52.796	19.553	16.717	16.526
4	12:14:45.573	52.561	19.116	16.892	16.553
5	12:15:37.854	52.281	18.915	16.869	16.497
6	12:16:30.600	52.746	19.268	16.732	16.746
7	12:17:23.865	53.265	19.206	16.809	17.250

(304) Oliver NORRIS

1	12:11:59.606	52.321	19.057	16.723	16.541
2	12:12:51.756	52.150	18.636	16.994	16.520
3	12:13:43.862	52.106	18.967	16.620	16.519
4	12:14:37.623	53.761	19.286	16.839	17.636
5	12:15:30.560	52.937	19.496	16.865	16.576
6	12:16:23.218	52.658	19.038	16.755	16.865
7	12:17:15.970	52.752	19.342	16.777	16.633

(284) Oliver MYERS

1	12:11:57.042	53.182	19.660	16.921	16.601
2	12:12:50.928	53.886	19.113	17.346	17.427
3	12:13:43.562	52.634	18.914	16.850	16.870
4	12:14:37.964	54.402	19.385	17.048	17.969
5	12:16:39.838	2:01.874	1:28.172	16.995	16.707
6	12:17:33.191	53.353	19.242	16.801	17.310



Rotax Euro Challenge 2012 Wackersdorf

Rotax Seniors

Wackersdorf 1,275 Km

Non Qualifying Practice 2 Odd Numbers

11.05.2012 14:00

Practice (7:00 Time) started at 14:00:01

Pos	No.	Name	Nat.	Chassis	Race Team	Laps	Best Tm	Diff	Gap In Lap	km/h
1	203	Edward BRAND	GBR	Formula K	Formula K Europe	7	50.907			6 90,164
2	293	Sandor JAKAB	SVK	Birel	Kalman Motorsport	7	51.161	0.254	0.254	2 89,717
3	207	Ferenc KANCSAR	AUT	Birel	Kalman Motorsport	7	51.168	0.261	0.007	4 89,705
4	221	Jesse LAZARE	CAN	Formula K	Chapman Racing/Protrain	6	51.179	0.272	0.011	3 89,685
5	299	Philip MORIN	SWE	Alonso	Dan Holland Racing	7	51.194	0.287	0.015	2 89,659
6	223	Jacob NIELSEN	DEN	Kosmic	Star Karting	7	51.200	0.293	0.006	3 89,648
7	271	Christopher FRIEDRICH	GER	Praga	M-Tec/Praga Racing	7	51.211	0.304	0.011	3 89,629
8	211	Shaun SLAVIN	GBR	Formula K	Formula K Europe	7	51.212	0.305	0.001	3 89,627
9	205	Sean BABINGTON	GBR	Alonso	Dan Holland Racing	7	51.257	0.350	0.045	5 89,549
10	261	Stephane KOX	NED	Formula K	Formula K Europe	7	51.314	0.407	0.057	5 89,449
11	269	John FRIBERG	SWE	Tonykart	Soda Kart	7	51.324	0.417	0.010	6 89,432
12	213	Thomas BENISRI	FRA	Sodikart	Win Max	7	51.375	0.468	0.051	3 89,343
13	219	Andreas BACKMAN	SWE	Tonykart	Strawberry Racing	7	51.425	0.518	0.050	4 89,256
14	217	Glen VAN DROOGENBROE	BEL	Tonykart	Bouvin Power	6	51.470	0.563	0.045	4 89,178
15	255	Moritz OBERHEIM	GER	LH Kart	Matis Motorsport	7	51.482	0.575	0.012	3 89,157
16	303	Giorgio MAGGI	SUI	Tonykart	Blacky Racing	7	51.577	0.670	0.095	7 88,993
17	263	Henry EASTHOPE	GBR	Sodikart	Sodikart Junior Team	7	51.637	0.730	0.060	4 88,890
18	259	Nicolas PICOT	FRA	Sodikart	Kart Pro Racing	7	51.679	0.772	0.042	4 88,818
19	241	Pierre AUVRAY	FRA	FA Kart	DSS Kart	7	51.688	0.781	0.009	7 88,802
20	237	Sten Dorian PIIRIMAGI	EST	Tonykart	Aix Racing Team	7	51.711	0.804	0.023	7 88,763
21	225	Jeremie LESOUDIER	FRA	Kosmic	PKS	7	51.711	0.804		6 88,763
22	227	Matija JURKOVIC	SLO	Formula K	MLM Racing KK	7	51.742	0.835	0.031	6 88,709
23	245	Hubert PETIT	FRA	Sodikart	Sodikart Junior Team	7	51.779	0.872	0.037	2 88,646
24	301	Jonathan JOHANSSON	SWE	Gillard	PDB Racing Team	7	51.788	0.881	0.009	2 88,631
25	243	Glenn VAN PARIJS	BEL	Zanardi	Raw Racing Team	7	51.827	0.920	0.039	2 88,564
26	267	Max RENBERG	SWE	Tonykart	Soda Kart	7	51.891	0.984	0.064	4 88,455
27	257	Ebba GRANDIN	SWE	Kosmic	Soda Kart	7	51.895	0.988	0.004	3 88,448
28	275	Benjamin KARLOG	DEN	Tonykart	RS Competition	7	52.005	1.098	0.110	6 88,261
29	279	Juuso KAUKELIN	FIN	Tonykart	JTL Racing	7	52.134	1.227	0.129	6 88,042
30	233	Manon CHAVAGNE	NED	Topkart	Slangen Karting	7	52.148	1.241	0.014	6 88,019
31	283	Marco FORRER	SUI	Mach 1	Kartteam Meier	7	52.494	1.587	0.346	6 87,439



Rotax Euro Challenge 2012 Wackersdorf

Rotax Seniors

Wackersdorf 1,275 Km

Non Qualifying Practice 2 Odd Numbers

11.05.2012 14:00

Practice (7:00 Time) started at 14:00:01

Lap	Time of Day	Lap Tm	S1 Tm	S2 Tm	S3 Tm	Lap	Time of Day	Lap Tm	S1 Tm	S2 Tm	S3 Tm
(203) Edward BRAND						1	14:02:32.528	52.079	18.753	16.864	16.462
1	14:02:25.803	51.376	18.399	16.704	16.273	2	14:03:23.935	51.407	18.552	16.523	16.332
2	14:03:16.959	51.156	18.272	16.632	16.252	3	14:04:15.262	51.327	18.475	16.505	16.347
3	14:04:08.139	51.180	18.294	16.469	16.417	4	14:05:06.628	51.366	18.474	16.530	16.362
4	14:04:59.761	51.622	18.652	16.655	16.315	5	14:05:57.885	51.257	18.329	16.543	16.385
5	14:05:50.942	51.181	18.383	16.526	16.272	6	14:06:49.339	51.454	18.614	16.582	16.258
6	14:06:41.849	50.907	18.301	16.423	16.183	7	14:07:41.313	51.974	18.832	16.685	16.457
7	14:07:33.977	52.128	18.616	16.566	16.946	(261) Stephane KOX					
(293) Sandor JAKAB						1	14:02:36.285	52.249	19.176	16.671	16.402
1	14:02:26.241	51.604	18.538	16.626	16.440	2	14:03:27.963	51.678	18.477	16.713	16.488
2	14:03:17.402	51.161	18.322	16.568	16.271	3	14:04:19.356	51.393	18.439	16.582	16.372
3	14:04:08.893	51.491	18.411	16.691	16.389	4	14:05:10.713	51.357	18.360	16.575	16.422
4	14:05:00.849	51.956	18.947	16.560	16.449	5	14:06:02.027	51.314	18.471	16.501	16.342
5	14:05:52.330	51.481	18.419	16.675	16.387	6	14:06:53.826	51.799	18.789	16.639	16.371
6	14:06:44.010	51.680	18.700	16.587	16.393	7	14:07:45.435	51.609	18.461	16.642	16.506
7	14:07:35.531	51.521	18.543	16.579	16.399	(269) John FRIBERG					
(207) Ferenc KANCSAR						1	14:02:28.660	51.558	18.451	16.691	16.416
1	14:02:38.633	51.598	18.606	16.607	16.385	2	14:03:20.276	51.616	18.588	16.626	16.402
2	14:03:29.982	51.349	18.496	16.499	16.354	3	14:04:11.630	51.354	18.460	16.465	16.429
3	14:04:21.289	51.307	18.529	16.419	16.359	4	14:05:03.045	51.415	18.387	16.634	16.394
4	14:05:12.457	51.168	18.356	16.484	16.328	5	14:05:55.320	52.275	19.310	16.597	16.368
5	14:06:03.792	51.335	18.391	16.542	16.402	6	14:06:46.644	51.324	18.428	16.589	16.307
6	14:06:55.344	51.552	18.562	16.539	16.451	7	14:07:39.258	52.614	18.607	16.685	17.322
7	14:07:49.280	53.936	18.420	16.538	18.978	(213) Thomas BENISRI					
(221) Jesse LAZARE						1	14:02:28.309	51.662	18.483	16.712	16.467
1	14:03:28.165	52.779	18.999	16.902	16.878	2	14:03:19.702	51.393	18.600	16.474	16.319
2	14:04:19.891	51.726	18.396	16.803	16.527	3	14:04:11.077	51.375	18.556	16.496	16.323
3	14:05:11.070	51.179	18.376	16.526	16.277	4	14:05:02.685	51.608	18.504	16.518	16.586
4	14:06:02.350	51.280	18.337	16.515	16.428	5	14:05:54.173	51.488	18.556	16.546	16.386
5	14:06:54.542	52.192	18.670	16.889	16.633	6	14:06:46.366	52.193	18.767	17.023	16.403
6	14:07:45.877	51.335	18.385	16.571	16.379	7	14:07:39.559	53.193	19.060	16.644	17.489
(299) Philip MORIN						(219) Andreas BACKMAN					
1	14:02:27.430	51.441	18.509	16.579	16.353	1	14:02:19.511	1:01.999	23.301	21.804	16.894
2	14:03:18.624	51.194	18.493	16.401	16.300	2	14:03:11.387	51.876	18.679	16.850	16.347
3	14:04:10.070	51.446	18.591	16.561	16.294	3	14:04:03.430	52.043	18.739	16.869	16.435
4	14:05:01.627	51.557	18.399	16.741	16.417	4	14:04:54.855	51.425	18.466	16.638	16.321
5	14:05:52.876	51.249	18.362	16.484	16.403	5	14:05:47.042	52.187	18.712	17.141	16.334
6	14:06:44.633	51.757	18.727	16.640	16.390	6	14:06:38.850	51.808	18.644	16.749	16.415
7	14:07:36.120	51.487	18.545	16.474	16.468	7	14:07:30.655	51.805	18.768	16.657	16.380
(223) Jacob NIELSEN						(217) Glen VAN DROOGENBROECK					
1	14:02:33.067	52.002	18.871	16.717	16.414	1	14:02:50.948	51.748	18.584	16.910	16.254
2	14:03:24.307	51.240	18.381	16.558	16.301	2	14:03:42.630	51.682	18.613	16.693	16.376
3	14:04:15.507	51.200	18.402	16.508	16.290	3	14:04:34.281	51.651	18.637	16.715	16.299
4	14:05:06.969	51.462	18.344	16.761	16.357	4	14:05:25.751	51.470	18.477	16.608	16.385
5	14:05:58.314	51.345	18.327	16.587	16.431	5	14:06:17.234	51.483	18.566	16.551	16.366
6	14:06:49.765	51.451	18.634	16.516	16.301	6	14:07:08.797	51.563	18.653	16.570	16.340
7	14:07:42.227	52.462	18.849	17.066	16.547	(255) Moritz OBERHEIM					
(271) Christopher FRIEDRICH						1	14:02:33.572	52.160	19.102	16.637	16.421
1	14:02:35.746	51.915	18.827	16.754	16.334	2	14:03:25.059	51.487	18.676	16.479	16.332
2	14:03:26.985	51.239	18.415	16.473	16.351	3	14:04:16.541	51.482	18.663	16.458	16.361
3	14:04:18.196	51.211	18.542	16.440	16.297	4	14:05:08.676	52.135	18.726	16.521	16.888
4	14:05:09.481	51.285	18.406	16.510	16.369	5	14:06:01.414	52.738	19.596	16.617	16.525
5	14:06:00.900	51.419	18.532	16.596	16.291	6	14:06:54.921	53.507	19.555	16.737	17.215
6	14:06:52.171	51.271	18.517	16.469	16.285	7	14:07:46.624	51.703	18.651	16.550	16.502
7	14:07:44.430	52.259	18.561	16.523	17.175	(303) Giorgio MAGGI					
(211) Shaun SLAVIN						1	14:02:25.087	52.221	18.885	16.951	16.385
1	14:02:35.206	51.927	18.714	16.693	16.520	2	14:03:16.709	51.622	18.657	16.584	16.381
2	14:03:26.508	51.302	18.440	16.538	16.324	3	14:04:08.553	51.844	18.792	16.720	16.332
3	14:04:17.720	51.212	18.478	16.437	16.297	4	14:05:01.083	52.530	18.987	16.709	16.834
4	14:05:09.082	51.362	18.552	16.528	16.282	5	14:05:53.014	51.931	18.400	16.823	16.708
5	14:06:00.432	51.350	18.610	16.435	16.305	6	14:06:45.106	52.092	18.958	16.742	16.392
6	14:06:51.711	51.279	18.543	16.429	16.307	7	14:07:36.683	51.577	18.609	16.600	16.368
7	14:07:43.087	51.376	18.528	16.500	16.348	(263) Henry EASTHOPE					
(205) Sean BABINGTON						1	14:02:18.556	52.648	19.156	16.825	16.667
1	14:02:18.556	52.648	19.156	16.825	16.667	2	14:03:10.800	52.244	18.938	16.755	16.551
2	14:03:10.800	52.244	18.938	16.755	16.551						



Rotax Euro Challenge 2012 Wackersdorf

Rotax Seniors

Wackersdorf 1,275 Km

Non Qualifying Practice 2 Odd Numbers

11.05.2012 14:00

Practice (7:00 Time) started at 14:00:01

Lap	Time of Day	Lap Tm	S1 Tm	S2 Tm	S3 Tm	Lap	Time of Day	Lap Tm	S1 Tm	S2 Tm	S3 Tm
3	14:04:03.040	52.240	19.199	16.667	16.374	4	14:05:04.546	52.070	18.892	16.721	16.457
4	14:04:54.677	51.637	18.701	16.582	16.354	5	14:05:56.789	52.243	18.842	16.833	16.568
5	14:05:46.699	52.022	18.783	16.819	16.420	6	14:06:49.140	52.351	18.828	16.687	16.836
6	14:06:38.640	51.941	18.881	16.656	16.404	7	14:07:43.014	53.874	19.270	16.960	17.644
7	14:07:31.894	53.254	19.948	16.712	16.594						
(259) Nicolas PICOT											
1	14:02:18.979	52.539	18.859	16.873	16.807	1	14:01:58.063	52.531	19.036	16.872	16.623
2	14:03:10.975	51.996	18.670	16.892	16.434	2	14:02:50.315	52.252	18.870	16.770	16.612
3	14:04:02.737	51.762	18.732	16.581	16.449	3	14:03:42.825	52.510	18.937	16.714	16.859
4	14:04:54.416	51.679	18.674	16.608	16.397	4	14:04:34.716	51.891	18.758	16.650	16.483
5	14:05:47.284	52.868	18.761	17.683	16.424	5	14:05:27.971	53.255	19.577	17.182	16.496
6	14:06:39.386	52.102	18.941	16.774	16.387	6	14:06:20.256	52.285	18.784	16.929	16.572
7	14:07:31.976	52.590	18.861	16.790	16.939	7	14:07:12.286	52.030	18.813	16.675	16.542
(241) Pierre AUVRAY											
1	14:02:18.344	59.405	21.437	20.506	17.462	1	14:01:54.446	52.525	18.949	17.023	16.553
2	14:03:10.324	51.980	18.836	16.743	16.401	2	14:02:46.729	52.283	18.801	16.848	16.612
3	14:04:02.239	51.915	18.762	16.640	16.513	3	14:03:38.624	51.895	18.890	16.567	16.438
4	14:04:53.972	51.733	18.655	16.639	16.439	4	14:04:30.646	52.022	18.897	16.666	16.459
5	14:05:45.919	51.947	18.787	16.754	16.406	5	14:05:22.843	52.197	18.630	16.709	16.858
6	14:06:37.696	51.777	18.719	16.653	16.405	6	14:06:14.867	52.024	18.735	16.844	16.445
7	14:07:29.384	51.688	18.608	16.700	16.380	7	14:07:07.698	52.831	19.523	16.800	16.508
(237) Sten Dorian PIIRIMAGI											
1	14:02:23.851	52.209	18.968	16.820	16.421	1	14:01:51.620	52.624	19.065	16.922	16.637
2	14:03:15.688	51.837	18.833	16.619	16.385	2	14:02:44.647	53.027	19.481	16.933	16.613
3	14:04:07.598	51.910	18.789	16.686	16.435	3	14:03:36.985	52.338	19.019	16.770	16.549
4	14:05:00.171	52.573	19.354	16.725	16.494	4	14:04:30.117	53.132	19.775	16.827	16.530
5	14:05:52.092	51.921	18.683	16.744	16.494	5	14:05:23.092	52.975	18.930	16.810	17.235
6	14:06:47.349	55.257	20.719	17.988	16.550	6	14:06:15.097	52.005	18.737	16.787	16.481
7	14:07:39.060	51.711	18.695	16.663	16.353	7	14:07:07.528	52.431	19.172	16.709	16.550
(225) Jeremie LESOUDIER											
1	14:02:21.728	52.331	18.977	16.782	16.572	1	14:01:51.919	53.008	19.279	17.084	16.645
2	14:03:13.694	51.966	18.721	16.671	16.574	2	14:02:44.840	52.921	19.006	17.221	16.694
3	14:04:05.873	52.179	18.898	16.740	16.541	3	14:03:37.269	52.429	19.145	16.746	16.538
4	14:04:57.850	51.977	18.780	16.735	16.462	4	14:04:31.204	53.935	20.701	16.725	16.509
5	14:05:49.737	51.887	18.767	16.654	16.466	5	14:05:23.391	52.187	18.721	16.758	16.708
6	14:06:41.448	51.711	18.648	16.685	16.378	6	14:06:15.525	52.134	18.715	16.849	16.570
7	14:07:33.884	52.436	19.171	16.794	16.471	7	14:07:10.179	54.654	19.177	16.959	18.518
(227) Matija JURKOVIC											
1	14:02:17.919	52.680	19.108	16.971	16.601	1	14:02:02.031	53.090	19.406	16.922	16.762
2	14:03:10.103	52.184	18.958	16.713	16.513	2	14:02:54.332	52.301	18.972	16.741	16.588
3	14:04:02.432	52.329	18.751	16.985	16.593	3	14:03:46.731	52.399	19.072	16.784	16.543
4	14:04:57.511	55.079	21.781	16.816	16.482	4	14:04:39.149	52.418	19.018	16.819	16.581
5	14:05:49.357	51.846	18.824	16.619	16.403	5	14:05:31.509	52.360	18.986	16.755	16.619
6	14:06:41.099	51.742	18.737	16.626	16.379	6	14:06:23.657	52.148	18.906	16.688	16.554
7	14:07:32.920	51.821	18.866	16.612	16.343	7	14:07:17.209	53.552	18.968	16.757	17.827
(245) Hubert PETIT											
1	14:02:29.189	52.254	19.135	16.692	16.427	1	14:02:22.628	52.979	19.099	17.054	16.826
2	14:03:20.968	51.779	18.819	16.525	16.435	2	14:03:15.154	52.526	19.065	16.810	16.651
3	14:04:12.868	51.900	18.852	16.574	16.474	3	14:04:08.031	52.877	19.109	17.042	16.726
4	14:05:05.306	52.438	18.761	17.164	16.513	4	14:05:02.590	54.559	20.140	17.191	17.228
5	14:05:57.433	52.127	18.891	16.755	16.481	5	14:05:56.427	53.837	20.280	16.915	16.642
6	14:06:50.310	52.877	19.793	16.666	16.418	6	14:06:48.921	52.494	18.875	16.827	16.792
7	14:07:42.759	52.449	18.939	16.941	16.569	7	14:07:43.246	54.325	20.039	17.406	16.880
(301) Jonathan JOHANSSON											
1	14:02:24.362	52.038	18.911	16.669	16.458	1	14:02:22.628	52.979	19.099	17.054	16.826
2	14:03:16.150	51.788	18.770	16.604	16.414	2	14:03:15.154	52.526	19.065	16.810	16.651
3	14:04:08.101	51.951	18.652	16.776	16.523	3	14:04:08.031	52.877	19.109	17.042	16.726
4	14:05:00.567	52.466	19.064	16.872	16.530	4	14:05:02.590	54.559	20.140	17.191	17.228
5	14:05:52.644	52.077	18.534	16.642	16.901	5	14:05:56.427	53.837	20.280	16.915	16.642
6	14:06:45.019	52.375	19.182	16.706	16.487	6	14:06:48.921	52.494	18.875	16.827	16.792
7	14:07:37.969	52.950	18.971	16.735	17.244	7	14:07:43.246	54.325	20.039	17.406	16.880
(243) Glenn VAN PARIJS											
1	14:02:28.734	52.437	18.676	16.716	17.045	1	14:02:28.734	52.437	18.676	16.716	17.045
2	14:03:20.561	51.827	18.747	16.681	16.399	2	14:03:20.561	51.827	18.747	16.681	16.399
3	14:04:12.476	51.915	18.758	16.741	16.416	3	14:04:12.476	51.915	18.758	16.741	16.416



Rotax Euro Challenge 2012 Wackersdorf

Rotax Seniors

Wackersdorf 1,275 Km

Non Qualifying Practice 2 Even Numbers

11.05.2012 14:10

Practice (7:00 Time) started at 14:10:01

Pos	No.	Name	Nat.	Chassis	Race Team	Laps	Best Tm	Diff	Gap In Lap	km/h	
1	294	Makino TADASUKE	JPN	Birel	Kalman Motorsport	8	51.076		3	89,866	
2	254	Harrison SCOTT	GBR	Tonykart	Strawberry Racing	7	51.101	0.025	0.025	3	89,822
3	208	Charlie EASTWOOD	IRL	Formula K	Protrain Racing	7	51.101	0.025		5	89,822
4	222	Pierce LEHANE	AUS	Alonso	Dan Holland Racing	7	51.157	0.081	0.056	3	89,724
5	268	Francisco MORA	POR	FA	Cabo do Mundo Kartteam	6	51.177	0.101	0.020	3	89,689
6	214	Michael COOL	BEL	Tonykart	Bouvin Power	7	51.190	0.114	0.013	5	89,666
7	216	Bryan EERDEN	NED	Gillard	PDB Racing Team	7	51.204	0.128	0.014	3	89,641
8	296	Josh HART	NZE	Birel	Kalman Motorsport	6	51.206	0.130	0.002	2	89,638
9	260	Bas de LAAT	NED	Gillard	PDB Racing Team	7	51.215	0.139	0.009	3	89,622
10	250	Ludvig MORIN	SWE	Kosmic	Paul Carr Racing	7	51.220	0.144	0.005	6	89,613
11	212	Jiri FORMAN	GBR	MS Kart	MS Kart Racing Team	7	51.225	0.149	0.005	7	89,605
12	236	Andy KING	GBR	Tonykart	Strawberry Racing	5	51.276	0.200	0.051	2	89,516
13	290	Ukyo SASAHARA	JPN	DR	VPDR	6	51.279	0.203	0.003	4	89,510
14	220	Mathias SMITH	DEN	Kosmic	Star Karting	7	51.348	0.272	0.069	3	89,390
15	238	Alexandre FINKELSTEIN	FRA	Tonykart	MD Competition	7	51.368	0.292	0.020	5	89,355
16	234	Ash HAND	GBR	Tonykart	Strawberry Racing	7	51.369	0.293	0.001	5	89,354
17	270	Santeri VARIS	FIN	Tonykart	JTL Racing	8	51.383	0.307	0.014	7	89,329
18	240	Petr BEZEL	CZE	MS Kart	MS Kart Racing Team	7	51.402	0.326	0.019	3	89,296
19	272	Jules COUSIN	FRA	FA Kart	DSS Kart	7	51.415	0.339	0.013	3	89,274
20	226	Erik STILLMANN	SWE	Sodikart	Wallberg Motorsport	7	51.454	0.378	0.039	3	89,206
21	258	Mikkel JOHNSEN	DEN	Intrepid	DMT Racing	7	51.465	0.389	0.011	5	89,187
22	244	Eva BENES	FRA	Kosmic	PKS	8	51.488	0.412	0.023	7	89,147
23	230	Charlie TURNER	GBR	CRG	Coles Racing	7	51.514	0.438	0.026	3	89,102
24	224	Aavo TALVAR	EST	Intrepid	Talvar Racing	8	51.516	0.440	0.002	5	89,099
25	262	Alex ENGBLOM	SWE	Tonykart	Soda Kart	7	51.559	0.483	0.043	4	89,024
26	278	Barrie PULLINGER	GBR	Alonso	Dan Holland Racing	7	51.622	0.546	0.063	7	88,916
27	286	Lukasz BARTOSZUK	POL	Praga	Uniq Racing	7	51.628	0.552	0.006	3	88,905
28	252	Juuso PYKALAINEN	FIN	Tonykart	MPT Racing	7	51.632	0.556	0.004	6	88,898
29	304	Oliver NORRIS	GBR	Tonykart	RL Racing Dept Ltd	7	51.686	0.610	0.054	5	88,805
30	300	Joel AFFOLTER	NED	Gillard	PDB Racing Team	7	51.692	0.616	0.006	5	88,795
31	284	Oliver MYERS	GBR	Tonykart	Coles Racing	7	51.709	0.633	0.017	6	88,766
32	246	Sabedin Berat TURKER	TUR	Formula K	Protrain Racing	7	51.713	0.637	0.004	4	88,759
33	302	Kevin MINIER	FRA	Tonykart	MD Competition	7	51.771	0.695	0.058	2	88,660
34	266	Petr FULIN	CZE	MS Kart	MS Kart Racing Team	7	51.783	0.707	0.012	5	88,639
35	280	Brandon NILSSON	SWE	Exprit	Brandon Racing	8	51.799	0.723	0.016	6	88,612
36	218	Nicolai NIELSEN	DEN	TBA	Star Karting	7	51.853	0.777	0.054	2	88,519
37	242	Miroslav KOVAR	CZE	MS Kart	MS Kart Racing Team	7	51.908	0.832	0.055	6	88,426
38	232	James SINGLETON	GBR	CRG	Coles Racing	7	51.989	0.913	0.081	2	88,288
39	288	Cecile MARTINI	FRA	Sodikart	Martini Racing	7	52.017	0.941	0.028	3	88,240
40	248	Artem KOROLEV	CAN	Intrepid	Team TKP	7	52.031	0.955	0.014	7	88,217
41	306	Kevin KEMMLING	GER	Formula K	Kartschmie.de	7	52.040	0.964	0.009	7	88,201



Rotax Euro Challenge 2012 Wackersdorf

Rotax Seniors

Wackersdorf 1,275 Km

Non Qualifying Practice 2 Odd Numbers

11.05.2012 14:00

Practice (7:00 Time) started at 14:00:00

Lap	Time of Day	Lap Tm	S1 Tm	S2 Tm	S3 Tm
(203) Edward BRAND					
1	14:02:25.803	51.376	18.399	16.704	16.273
2	14:03:16.959	51.156	18.272	16.632	16.252
3	14:04:08.139	51.180	18.294	16.469	16.417
4	14:04:59.761	51.622	18.652	16.655	16.315
5	14:05:50.942	51.181	18.383	16.526	16.272
6	14:06:41.849	50.907	18.301	16.423	16.183
7	14:07:33.977	52.128	18.616	16.566	16.946

Lap	Time of Day	Lap Tm	S1 Tm	S2 Tm	S3 Tm
(293) Sandor JAKAB					
1	14:02:26.241	51.604	18.538	16.626	16.440
2	14:03:17.402	51.161	18.322	16.568	16.271
3	14:04:08.893	51.491	18.411	16.691	16.389
4	14:05:00.849	51.956	18.947	16.560	16.449
5	14:05:52.330	51.481	18.419	16.675	16.387
6	14:06:44.010	51.680	18.700	16.587	16.393
7	14:07:35.531	51.521	18.543	16.579	16.399

Lap	Time of Day	Lap Tm	S1 Tm	S2 Tm	S3 Tm
(207) Ferenc KANCZAR					
1	14:02:38.633	51.598	18.606	16.607	16.385
2	14:03:29.982	51.349	18.496	16.499	16.354
3	14:04:21.289	51.307	18.529	16.419	16.359
4	14:05:12.457	51.168	18.356	16.484	16.328
5	14:06:03.792	51.335	18.391	16.542	16.402
6	14:06:55.344	51.552	18.562	16.539	16.451
7	14:07:49.280	53.936	18.420	16.538	18.978

Lap	Time of Day	Lap Tm	S1 Tm	S2 Tm	S3 Tm
(221) Jesse LAZARE					
1	14:03:28.165	52.779	18.999	16.902	16.878
2	14:04:19.891	51.726	18.396	16.803	16.527
3	14:05:11.070	51.179	18.376	16.526	16.277
4	14:06:02.350	51.280	18.337	16.515	16.428
5	14:06:54.542	52.192	18.670	16.889	16.633
6	14:07:45.877	51.335	18.385	16.571	16.379

Lap	Time of Day	Lap Tm	S1 Tm	S2 Tm	S3 Tm
(299) Philip MORIN					
1	14:02:27.430	51.441	18.509	16.579	16.353
2	14:03:18.624	51.194	18.493	16.401	16.300
3	14:04:10.070	51.446	18.591	16.561	16.294
4	14:05:01.627	51.557	18.399	16.741	16.417
5	14:05:52.876	51.249	18.362	16.484	16.403
6	14:06:44.633	51.757	18.727	16.640	16.390
7	14:07:36.120	51.487	18.545	16.474	16.468

Lap	Time of Day	Lap Tm	S1 Tm	S2 Tm	S3 Tm
(223) Jacob NIELSEN					
1	14:02:33.067	52.002	18.871	16.717	16.414
2	14:03:24.307	51.240	18.381	16.558	16.301
3	14:04:15.507	51.200	18.402	16.508	16.290
4	14:05:06.969	51.462	18.344	16.761	16.357
5	14:05:58.314	51.345	18.327	16.587	16.431
6	14:06:49.765	51.451	18.634	16.516	16.301
7	14:07:42.227	52.462	18.849	17.066	16.547

Lap	Time of Day	Lap Tm	S1 Tm	S2 Tm	S3 Tm
(271) Christopher FRIEDRICH					
1	14:02:35.746	51.915	18.827	16.754	16.334
2	14:03:26.985	51.239	18.415	16.473	16.351
3	14:04:18.196	51.211	18.542	16.440	16.297
4	14:05:09.481	51.285	18.406	16.510	16.369
5	14:06:00.900	51.419	18.532	16.596	16.291
6	14:06:52.171	51.271	18.517	16.469	16.285
7	14:07:44.430	52.259	18.561	16.523	17.175

Lap	Time of Day	Lap Tm	S1 Tm	S2 Tm	S3 Tm
(211) Shaun SLAVIN					
1	14:02:35.206	51.927	18.714	16.693	16.520
2	14:03:26.508	51.302	18.440	16.538	16.324
3	14:04:17.720	51.212	18.478	16.437	16.297
4	14:05:09.082	51.362	18.552	16.528	16.282
5	14:06:00.432	51.350	18.610	16.435	16.305
6	14:06:51.711	51.279	18.543	16.429	16.307
7	14:07:43.087	51.376	18.528	16.500	16.348

Lap	Time of Day	Lap Tm	S1 Tm	S2 Tm	S3 Tm
(205) Sean BABINGTON					

Lap	Time of Day	Lap Tm	S1 Tm	S2 Tm	S3 Tm
1	14:02:32.528	52.079	18.753	16.864	16.462
2	14:03:23.935	51.407	18.552	16.523	16.332
3	14:04:15.262	51.327	18.475	16.505	16.347
4	14:05:06.628	51.366	18.474	16.530	16.362
5	14:05:57.885	51.257	18.329	16.543	16.385
6	14:06:49.339	51.454	18.614	16.582	16.258
7	14:07:41.313	51.974	18.832	16.685	16.457

Lap	Time of Day	Lap Tm	S1 Tm	S2 Tm	S3 Tm
(261) Stephane KOX					
1	14:02:36.285	52.249	19.176	16.671	16.402
2	14:03:27.963	51.678	18.477	16.713	16.488
3	14:04:19.356	51.393	18.439	16.582	16.372
4	14:05:10.713	51.357	18.360	16.575	16.422
5	14:06:02.027	51.314	18.471	16.501	16.342
6	14:06:53.826	51.799	18.789	16.639	16.371
7	14:07:45.435	51.609	18.461	16.642	16.506

Lap	Time of Day	Lap Tm	S1 Tm	S2 Tm	S3 Tm
(269) John FRIBERG					
1	14:02:28.660	51.558	18.451	16.691	16.416
2	14:03:20.276	51.616	18.588	16.626	16.402
3	14:04:11.630	51.354	18.460	16.465	16.429
4	14:05:03.045	51.415	18.387	16.634	16.394
5	14:05:55.320	52.275	19.310	16.597	16.368
6	14:06:46.644	51.324	18.428	16.589	16.307
7	14:07:39.258	52.614	18.607	16.685	17.322

Lap	Time of Day	Lap Tm	S1 Tm	S2 Tm	S3 Tm
(213) Thomas BENISRI					
1	14:02:28.309	51.662	18.483	16.712	16.467
2	14:03:19.702	51.393	18.600	16.474	16.319
3	14:04:11.077	51.375	18.556	16.496	16.323
4	14:05:02.685	51.608	18.504	16.518	16.586
5	14:05:54.173	51.488	18.556	16.546	16.386
6	14:06:46.366	52.193	18.767	17.023	16.403
7	14:07:39.559	53.193	19.060	16.644	17.489

Lap	Time of Day	Lap Tm	S1 Tm	S2 Tm	S3 Tm
(219) Andreas BACKMAN					
1	14:02:19.511	1:01.999	23.301	21.804	16.894
2	14:03:11.387	51.876	18.679	16.850	16.347
3	14:04:03.430	52.043	18.739	16.869	16.435
4	14:04:54.855	51.425	18.466	16.638	16.321
5	14:05:47.042	52.187	18.712	17.141	16.334
6	14:06:38.850	51.808	18.644	16.749	16.415
7	14:07:30.655	51.805	18.768	16.657	16.380

Lap	Time of Day	Lap Tm	S1 Tm	S2 Tm	S3 Tm
(217) Glen VAN DROOGENBROECK					
1	14:02:50.948	51.748	18.584	16.910	16.254
2	14:03:42.630	51.682	18.613	16.693	16.376
3	14:04:34.281	51.651	18.637	16.715	16.299
4	14:05:25.751	51.470	18.477	16.608	16.385
5	14:06:17.234	51.483	18.566	16.551	16.366
6	14:07:08.797	51.563	18.653	16.570	16.340

Lap	Time of Day	Lap Tm	S1 Tm	S2 Tm	S3 Tm
(255) Moritz OBERHEIM					
1	14:02:33.572	52.160	19.102	16.637	16.421
2	14:03:25.059	51.487	18.676	16.479	16.332
3	14:04:16.541	51.482	18.663	16.458	16.361
4	14:05:08.676	52.135	18.726	16.521	16.888
5	14:06:01.414	52.738	19.596	16.617	16.525
6	14:06:54.921	53.507	19.555	16.737	17.215
7	14:07:46.624	51.703	18.651	16.550	16.502

Lap	Time of Day	Lap Tm	S1 Tm	S2 Tm	S3 Tm
(303) Giorgio MAGGI					
1	14:02:25.087	52.221	18.885	16.951	16.385
2	14:03:16.709	51.622	18.657	16.584	16.381
3	14:04:08.553	51.844	18.792	16.720	16.332
4	14:05:01.083	52.530	18.987	16.709	16.834
5	14:05:53.014	51.931	18.400	16.823	16.708
6	14:06:45.106	52.092	18.958	16.742	16.392
7	14:07:36.683	51.577	18.609	16.600	16.368

Lap	Time of Day	Lap Tm	S1 Tm	S2 Tm	S3 Tm
(263) Henry EASTHOPE					
1	14:02:18.556	52.648	19.156	16.825	16.667
2	14:03:10.800	52.244	18.938	16.755	16.551

Timekeeping Ingrid and Meik Wagner:

Clerk of the course Nigel Edwards:

www.mylaps.com

Steward (Chairman) Horst Seidel:

Chief Scrutineer Paul Klaassen:

Licensed to: Motorsport Events

Printed: 11.05.2012 14:18:49

posted at: h



Rotax Euro Challenge 2012 Wackersdorf

Rotax Seniors

Wackersdorf 1,275 Km

Non Qualifying Practice 2 Odd Numbers

11.05.2012 14:00

Practice (7:00 Time) started at 14:00:00

Lap	Time of Day	Lap Tm	S1 Tm	S2 Tm	S3 Tm	Lap	Time of Day	Lap Tm	S1 Tm	S2 Tm	S3 Tm
3	14:04:03.040	52.240	19.199	16.667	16.374	4	14:05:04.546	52.070	18.892	16.721	16.457
4	14:04:54.677	51.637	18.701	16.582	16.354	5	14:05:56.789	52.243	18.842	16.833	16.568
5	14:05:46.699	52.022	18.783	16.819	16.420	6	14:06:49.140	52.351	18.828	16.687	16.836
6	14:06:38.640	51.941	18.881	16.656	16.404	7	14:07:43.014	53.874	19.270	16.960	17.644
7	14:07:31.894	53.254	19.948	16.712	16.594						
(259) Nicolas PICOT											
1	14:02:18.979	52.539	18.859	16.873	16.807	1	14:01:58.063	52.531	19.036	16.872	16.623
2	14:03:10.975	51.996	18.670	16.892	16.434	2	14:02:50.315	52.252	18.870	16.770	16.612
3	14:04:02.737	51.762	18.732	16.581	16.449	3	14:03:42.825	52.510	18.937	16.714	16.859
4	14:04:54.416	51.679	18.674	16.608	16.397	4	14:04:34.716	51.891	18.758	16.650	16.483
5	14:05:47.284	52.868	18.761	17.683	16.424	5	14:05:27.971	53.255	19.577	17.182	16.496
6	14:06:39.386	52.102	18.941	16.774	16.387	6	14:06:20.256	52.285	18.784	16.929	16.572
7	14:07:31.976	52.590	18.861	16.790	16.939	7	14:07:12.286	52.030	18.813	16.675	16.542
(241) Pierre AUVRAY											
1	14:02:18.344	59.405	21.437	20.506	17.462	1	14:01:54.446	52.525	18.949	17.023	16.553
2	14:03:10.324	51.980	18.836	16.743	16.401	2	14:02:46.729	52.283	18.801	16.848	16.612
3	14:04:02.239	51.915	18.762	16.640	16.513	3	14:03:38.624	51.895	18.890	16.567	16.438
4	14:04:53.972	51.733	18.655	16.639	16.439	4	14:04:30.646	52.022	18.897	16.666	16.459
5	14:05:45.919	51.947	18.787	16.754	16.406	5	14:05:22.843	52.197	18.630	16.709	16.858
6	14:06:37.696	51.777	18.719	16.653	16.405	6	14:06:14.867	52.024	18.735	16.844	16.445
7	14:07:29.384	51.688	18.608	16.700	16.380	7	14:07:07.698	52.831	19.523	16.800	16.508
(237) Sten Dorian PIIRIMAGI											
1	14:02:23.851	52.209	18.968	16.820	16.421	1	14:01:51.620	52.624	19.065	16.922	16.637
2	14:03:15.688	51.837	18.833	16.619	16.385	2	14:02:44.647	53.027	19.481	16.933	16.613
3	14:04:07.598	51.910	18.789	16.686	16.435	3	14:03:36.985	52.338	19.019	16.770	16.549
4	14:05:00.171	52.573	19.354	16.725	16.494	4	14:04:30.117	53.132	19.775	16.827	16.530
5	14:05:52.092	51.921	18.683	16.744	16.494	5	14:05:23.092	52.975	18.930	16.810	17.235
6	14:06:47.349	55.257	20.719	17.988	16.550	6	14:06:15.097	52.005	18.737	16.787	16.481
7	14:07:39.060	51.711	18.695	16.663	16.353	7	14:07:07.528	52.431	19.172	16.709	16.550
(225) Jeremie LESOUDIER											
1	14:02:21.728	52.331	18.977	16.782	16.572	1	14:01:51.919	53.008	19.279	17.084	16.645
2	14:03:13.694	51.966	18.721	16.671	16.574	2	14:02:44.840	52.921	19.006	17.221	16.694
3	14:04:05.873	52.179	18.898	16.740	16.541	3	14:03:37.269	52.429	19.145	16.746	16.538
4	14:04:57.850	51.977	18.780	16.735	16.462	4	14:04:31.204	53.935	20.701	16.725	16.509
5	14:05:49.737	51.887	18.767	16.654	16.466	5	14:05:23.391	52.187	18.721	16.758	16.708
6	14:06:41.448	51.711	18.648	16.685	16.378	6	14:06:15.525	52.134	18.715	16.849	16.570
7	14:07:33.884	52.436	19.171	16.794	16.471	7	14:07:10.179	54.654	19.177	16.959	18.518
(227) Matija JURKOVIC											
1	14:02:17.919	52.680	19.108	16.971	16.601	1	14:02:02.031	53.090	19.406	16.922	16.762
2	14:03:10.103	52.184	18.958	16.713	16.513	2	14:02:54.332	52.301	18.972	16.741	16.588
3	14:04:02.432	52.329	18.751	16.985	16.593	3	14:03:46.731	52.399	19.072	16.784	16.543
4	14:04:57.511	55.079	21.781	16.816	16.482	4	14:04:39.149	52.418	19.018	16.819	16.581
5	14:05:49.357	51.846	18.824	16.619	16.403	5	14:05:31.509	52.360	18.986	16.755	16.619
6	14:06:41.099	51.742	18.737	16.626	16.379	6	14:06:23.657	52.148	18.906	16.688	16.554
7	14:07:32.920	51.821	18.866	16.612	16.343	7	14:07:17.209	53.552	18.968	16.757	17.827
(245) Hubert PETIT											
1	14:02:29.189	52.254	19.135	16.692	16.427	1	14:02:22.628	52.979	19.099	17.054	16.826
2	14:03:20.968	51.779	18.819	16.525	16.435	2	14:03:15.154	52.526	19.065	16.810	16.651
3	14:04:12.868	51.900	18.852	16.574	16.474	3	14:04:08.031	52.877	19.109	17.042	16.726
4	14:05:05.306	52.438	18.761	17.164	16.513	4	14:05:02.590	54.559	20.140	17.191	17.228
5	14:05:57.433	52.127	18.891	16.755	16.481	5	14:05:56.427	53.837	20.280	16.915	16.642
6	14:06:50.310	52.877	19.793	16.666	16.418	6	14:06:48.921	52.494	18.875	16.827	16.792
7	14:07:42.759	52.449	18.939	16.941	16.569	7	14:07:43.246	54.325	20.039	17.406	16.880
(301) Jonathan JOHANSSON											
1	14:02:24.362	52.038	18.911	16.669	16.458	1	14:02:28.734	52.437	18.676	16.716	17.045
2	14:03:16.150	51.788	18.770	16.604	16.414	2	14:03:20.561	51.827	18.747	16.681	16.399
3	14:04:08.101	51.951	18.652	16.776	16.523	3	14:04:12.476	51.915	18.758	16.741	16.416
4	14:05:00.567	52.466	19.064	16.872	16.530						
5	14:05:52.644	52.077	18.534	16.642	16.901						
6	14:06:45.019	52.375	19.182	16.706	16.487						
7	14:07:37.969	52.950	18.971	16.735	17.244						
(243) Glenn VAN PARIJS											
1	14:02:28.734	52.437	18.676	16.716	17.045						
2	14:03:20.561	51.827	18.747	16.681	16.399						
3	14:04:12.476	51.915	18.758	16.741	16.416						



Rotax Euro Challenge 2012 Wackersdorf

Rotax Seniors

Wackersdorf 1,275 Km

Qualifying Practice Group S1

11.05.2012 15:30

Qualifying (15:00 Time) started at 15:30:00

Pos	No.	Name	Nat.	Chassis	Race Team	Laps	Best Tm	Diff	Gap In Lap	km/h
1	294	Makino TADASUKE	JPN	Birel	Kalman Motorsport	7	51.118		4	89,792
2	254	Harrison SCOTT	GBR	Tonykart	Strawberry Racing	7	51.148	0.030	0.030	3 89,740
3	260	Bas de LAAT	NED	Gillard	PDB Racing Team	6	51.194	0.076	0.046	6 89,659
4	221	Jesse LAZARE	CAN	Formula K	Chapman Racing/Protrain	6	51.246	0.128	0.052	6 89,568
5	301	Jonathan JOHANSSON	SWE	Gillard	PDB Racing Team	7	51.311	0.193	0.065	5 89,455
6	216	Bryan EERDEN	NED	Gillard	PDB Racing Team	7	51.319	0.201	0.008	4 89,441
7	213	Thomas BENISRI	FRA	Sodikart	Win Max	8	51.334	0.216	0.015	3 89,414
8	234	Ash HAND	GBR	Tonykart	Strawberry Racing	7	51.343	0.225	0.009	6 89,399
9	269	John FRIBERG	SWE	Tonykart	Soda Kart	7	51.350	0.232	0.007	5 89,387
10	219	Andreas BACKMAN	SWE	Tonykart	Strawberry Racing	7	51.464	0.346	0.114	4 89,189
11	293	Sandor JAKAB	SVK	Birel	Kalman Motorsport	7	51.486	0.368	0.022	5 89,150
12	278	Barrie PULLINGER	GBR	Alonso	Dan Holland Racing	7	51.512	0.394	0.026	6 89,105
13	252	Juuso PYKALAINEN	FIN	Tonykart	MPT Racing	7	51.681	0.563	0.169	6 88,814
14	258	Mikkel JOHNSEN	DEN	Intrepid	DMT Racing	6	51.683	0.565	0.002	5 88,811
15	272	Jules COUSIN	FRA	FA Kart	DSS Kart	7	51.689	0.571	0.006	3 88,800
16	220	Mathias SMITH	DEN	Kosmic	Star Karting	6	51.747	0.629	0.058	4 88,701
17	225	Jeremie LESOUDIER	FRA	Kosmic	PKS	8	51.747	0.629		7 88,701
18	237	Sten Dorian PIIRIMAGI	EST	Tonykart	Aix Racing Team	8	51.765	0.647	0.018	8 88,670
19	241	Pierre AUVRAY	FRA	FA Kart	DSS Kart	9	51.862	0.744	0.097	8 88,504
20	233	Manon CHAVAGNE	NED	Topkart	Slangen Karting	7	52.012	0.894	0.150	4 88,249
21	242	Miroslav KOVAR	CZE	MS Kart	MS Kart Racing Team	10	52.044	0.926	0.032	2 88,195
22	288	Cecile MARTINI	FRA	Sodikart	Martini Racing	10	52.173	1.055	0.129	1 87,977
23	243	Glenn VAN PARIJS	BEL	Zanardi	Raw Racing Team	7	52.195	1.077	0.022	2 87,939
24	275	Benjamin KARLOG	DEN	Tonykart	RS Competition	12	52.377	1.259	0.182	10 87,634

Announcements

These results are provisional until the conclusion of any judicial and technical matters

Timekeeping Ingrid and Meik Wagner:

Clerk of the course Nigel Edwards:

Steward (Chairman) Horst Seidel:

Chief Scrutineer Paul Klaassen:

Licensed to: Motorsport Events

Printed: 11.05.2012 15:46:48

posted at:

h



Rotax Euro Challenge 2012 Wackersdorf

Rotax Seniors

Wackersdorf 1,275 Km

Qualifying Practice Group S1

11.05.2012 15:30

Qualifying (15:00 Time) started at 15:30:01

Lap	Time of Day	Lap Tm	S1 Tm	S2 Tm	S3 Tm
(294) Makino TADASUKE					
1	15:40:10.489	52.186	18.805	16.904	16.477
2	15:41:02.460	51.971	18.723	16.783	16.465
3	15:41:53.899	51.439	18.484	16.577	16.378
4	15:42:45.017	51.118	18.333	16.464	16.321
5	15:43:36.249	51.232	18.245	16.472	16.515
6	15:44:27.604	51.355	18.390	16.420	16.545
7	15:45:18.922	51.318	18.314	16.493	16.511

(254) Harrison SCOTT					
1	15:40:29.203	1:02.467	22.450	23.545	16.472
2	15:41:20.808	51.605	18.528	16.770	16.307
3	15:42:11.956	51.148	18.405	16.484	16.259
4	15:43:03.224	51.268	18.346	16.598	16.324
5	15:43:54.470	51.246	18.438	16.533	16.275
6	15:44:46.009	51.539	18.459	16.653	16.427
7	15:45:37.578	51.569	18.473	16.643	16.453

(260) Bas de LAAT					
1	15:41:22.717	51.274	18.354	16.624	16.296
2	15:42:15.854	53.137	19.122	17.403	16.612
3	15:43:07.052	51.198	18.318	16.548	16.332
4	15:43:58.424	51.372	18.461	16.542	16.369
5	15:44:49.654	51.230	18.375	16.500	16.355
6	15:45:40.848	51.194	18.383	16.479	16.332

(221) Jesse LAZARE					
1	15:41:22.323	51.824	18.407	17.011	16.406
2	15:42:13.888	51.565	18.503	16.685	16.377
3	15:43:05.375	51.487	18.537	16.562	16.388
4	15:43:56.816	51.441	18.508	16.573	16.360
5	15:44:48.093	51.277	18.382	16.544	16.351
6	15:45:39.339	51.246	18.348	16.506	16.392

(301) Jonathan JOHANSSON					
1	15:40:22.154	59.202	21.444	20.982	16.776
2	15:41:14.285	52.131	18.840	16.899	16.392
3	15:42:06.026	51.741	18.708	16.627	16.406
4	15:43:01.155	55.129	18.643	16.719	19.767
5	15:43:52.466	51.311	18.433	16.478	16.400
6	15:44:44.089	51.623	18.521	16.624	16.478
7	15:45:35.843	51.754	18.545	16.659	16.550

(216) Bryan EERDEN					
1	15:40:11.304	52.329	18.733	16.634	16.962
2	15:41:03.328	52.024	18.539	16.810	16.675
3	15:41:54.789	51.461	18.459	16.642	16.360
4	15:42:46.108	51.319	18.395	16.572	16.352
5	15:43:37.855	51.747	18.697	16.596	16.454
6	15:44:29.410	51.555	18.408	16.598	16.549
7	15:45:22.471	53.061	18.630	16.952	17.479

(213) Thomas BENISRI					
1	15:39:39.477	53.606	19.686	16.789	17.131
2	15:40:31.652	52.175	18.772	16.902	16.501
3	15:41:22.986	51.334	18.326	16.627	16.381
4	15:42:14.877	51.891	18.699	16.855	16.337
5	15:43:07.898	53.021	18.596	17.861	16.564
6	15:43:59.818	51.920	18.641	16.623	16.656
7	15:44:51.524	51.706	18.671	16.519	16.516
8	15:45:47.578	56.054	18.799	19.121	18.134

(234) Ash HAND					
1	15:40:20.593	1:01.267	24.492	20.227	16.548
2	15:41:12.138	51.545	18.454	16.647	16.444
3	15:42:03.693	51.555	18.623	16.521	16.411
4	15:43:01.220	57.527	20.243	18.253	19.031
5	15:43:55.217	53.997	19.098	18.542	16.357
6	15:44:46.560	51.343	18.339	16.532	16.472
7	15:45:38.332	51.772	18.859	16.508	16.405

(269) John FRIBERG					
---------------------------	--	--	--	--	--

(219) Andreas BACKMAN					
1	15:40:37.417	1:02.751	20.821	22.102	19.828
2	15:41:29.218	51.801	18.611	16.764	16.426
3	15:42:20.738	51.520	18.539	16.609	16.372
4	15:43:12.444	51.706	18.443	16.647	16.616
5	15:44:03.794	51.350	18.329	16.534	16.487
6	15:44:55.258	51.464	18.358	16.716	16.390
7	15:45:46.768	51.510	18.522	16.604	16.384

(293) Sandor JAKAB					
1	15:40:27.707	1:00.228	19.205	23.316	17.707
2	15:41:19.642	51.935	18.597	16.917	16.421
3	15:42:11.179	51.537	18.490	16.628	16.419
4	15:43:02.643	51.464	18.482	16.684	16.298
5	15:43:54.273	51.630	18.446	16.742	16.442
6	15:44:46.389	52.116	18.301	17.159	16.656
7	15:45:38.602	52.213	19.212	16.638	16.363

(278) Barrie PULLINGER					
1	15:40:11.083	52.565	18.897	17.058	16.610
2	15:41:02.705	51.622	18.535	16.694	16.393
3	15:41:54.457	51.752	18.506	16.811	16.435
4	15:42:45.956	51.499	18.456	16.590	16.453
5	15:43:37.442	51.486	18.384	16.598	16.504
6	15:44:29.756	52.314	18.497	17.196	16.621
7	15:45:23.332	53.576	18.526	16.899	18.151

(252) Juuso PYKALAINEN					
1	15:40:21.193	1:01.354	24.336	20.555	16.463
2	15:41:12.938	51.745	18.540	16.777	16.428
3	15:42:04.465	51.527	18.530	16.570	16.427
4	15:43:00.738	56.273	18.756	18.741	18.776
5	15:43:52.324	51.586	18.509	16.567	16.510
6	15:44:43.836	51.512	18.507	16.557	16.448
7	15:45:35.418	51.582	18.518	16.631	16.433

(258) Mikkel JOHNSEN					
1	15:40:26.366	1:02.322	21.547	23.834	16.941
2	15:41:18.378	52.012	18.761	16.829	16.422
3	15:42:10.510	52.132	18.575	17.159	16.398
4	15:43:02.193	51.683	18.661	16.654	16.368
5	15:43:53.982	51.789	18.589	16.707	16.493
6	15:44:45.663	51.681	18.422	16.825	16.434
7	15:45:37.365	51.702	18.702	16.574	16.426

(272) Jules COUSIN					
1	15:40:44.083	59.594	18.882	22.709	18.003
2	15:41:35.989	51.906	18.907	16.588	16.411
3	15:42:27.868	51.879	18.827	16.623	16.429
4	15:43:19.560	51.692	18.713	16.525	16.454
5	15:44:11.243	51.683	18.712	16.510	16.461
6	15:45:03.151	51.908	18.736	16.674	16.498

(220) Mathias SMITH					
1	15:40:22.097	1:01.379	24.070	20.387	16.922
2	15:41:15.261	53.164	19.702	17.016	16.446
3	15:42:06.950	51.689	18.619	16.661	16.409
4	15:42:59.616	52.666	18.611	16.813	17.242
5	15:43:51.391	51.775	18.560	16.697	16.518
6	15:44:43.097	51.706	18.599	16.679	16.428
7	15:45:34.938	51.841	18.589	16.721	16.531

(225) Jeremie LESOUDIER					
1	15:40:47.249	52.038	18.805	16.776	16.457
2	15:41:39.019	51.770	18.744	16.612	16.414
3	15:42:30.789	51.770	18.754	16.577	16.439
4	15:43:22.536	51.747	18.762	16.526	16.459
5	15:44:14.308	51.772	18.803	16.495	16.474
6	15:45:06.156	51.848	18.733	16.617	16.498

(220) Mathias SMITH					
1	15:40:47.249	52.038	18.805	16.776	16.457
2	15:41:39.019	51.770	18.744	16.612	16.414
3	15:42:30.789	51.770	18.754	16.577	16.439
4	15:43:22.536	51.747	18.762	16.526	16.459
5	15:44:14.308	51.772	18.803	16.495	16.474
6	15:45:06.156	51.848	18.733	16.617	16.498



Rotax Euro Challenge 2012 Wackersdorf

Rotax Seniors


Wackersdorf 1,275 Km

Qualifying Practice Group S1

11.05.2012 15:30

Qualifying (15:00 Time) started at 15:30:01

Lap	Time of Day	Lap Tm	S1 Tm	S2 Tm	S3 Tm	Lap	Time of Day	Lap Tm	S1 Tm	S2 Tm	S3 Tm
4	15:42:07.208	52.132	18.971	16.772	16.389	4	15:38:06.377	52.647	19.113	17.012	16.522
5	15:42:59.975	52.767	18.572	16.744	17.451	5	15:39:18.882	1:12.505	23.845	24.123	24.537
6	15:43:51.770	51.795	18.574	16.735	16.486	6	15:40:12.151	53.269	19.575	17.051	16.643
7	15:44:43.517	51.747	18.607	16.670	16.470	7	15:41:04.847	52.696	19.128	16.918	16.650
8	15:45:35.505	51.988	18.405	16.893	16.690	8	15:41:57.578	52.731	19.280	16.801	16.650
(237) Sten Dorian PIIRIMAGI						9	15:42:50.281	52.703	19.042	16.941	16.720
1	15:39:07.897	57.316	20.258	20.420	16.638	10	15:43:42.658	52.377	18.837	16.845	16.695
2	15:40:00.342	52.445	18.931	16.898	16.616	11	15:44:36.238	53.580	19.034	17.962	16.584
3	15:40:52.727	52.385	18.990	16.892	16.503	12	15:45:31.078	54.840	19.652	16.838	18.350
4	15:41:44.978	52.251	18.941	16.799	16.511						
5	15:42:43.213	58.235	18.969	20.926	18.340						
6	15:43:35.230	52.017	18.806	16.634	16.577						
7	15:44:27.710	52.480	18.901	16.650	16.929						
8	15:45:19.475	51.765	18.592	16.642	16.531						
(241) Pierre AUVRAY											
1	15:38:28.795	51.970	18.742	16.788	16.440						
2	15:39:23.429	54.634	19.010	16.910	18.714						
3	15:40:19.456	56.027	21.183	18.157	16.687						
4	15:41:11.880	52.424	18.970	16.866	16.588						
5	15:42:04.810	52.930	19.038	16.919	16.973						
6	15:42:57.722	52.912	19.345	16.993	16.574						
7	15:43:49.718	51.996	18.741	16.788	16.467						
8	15:44:41.580	51.862	18.678	16.738	16.446						
9	15:45:34.966	53.386	18.762	16.897	17.727						
(233) Manon CHAVAGNE											
1	15:40:36.686	1:07.932	21.898	25.063	20.971						
2	15:41:30.447	53.761	20.367	16.896	16.498						
3	15:42:22.933	52.486	19.059	16.765	16.662						
4	15:43:14.945	52.012	18.772	16.678	16.562						
5	15:44:07.093	52.148	18.891	16.715	16.542						
6	15:44:59.419	52.326	18.930	16.725	16.671						
7	15:45:53.531	54.112	19.255	16.811	18.046						
(242) Miroslav KOVAR											
1	15:37:29.377	52.386	18.975	16.847	16.564						
2	15:38:21.421	52.044	19.047	16.547	16.450						
3	15:39:21.512	1:00.091	19.179	20.330	20.582						
4	15:40:14.156	52.644	19.238	16.790	16.616						
5	15:41:06.520	52.364	18.831	16.883	16.650						
6	15:41:59.443	52.923	18.984	17.228	16.711						
7	15:42:51.579	52.136	18.868	16.688	16.580						
8	15:43:43.816	52.237	18.838	16.759	16.640						
9	15:44:36.005	52.189	18.810	16.792	16.587						
10	15:45:30.471	54.466	19.609	16.881	17.976						
(288) Cecile MARTINI											
1	15:37:33.081	52.173	18.947	16.786	16.440						
2	15:38:25.441	52.360	19.010	16.966	16.384						
3	15:39:21.160	55.719	19.106	17.514	19.099						
4	15:40:13.792	52.632	19.261	16.854	16.517						
5	15:41:06.850	53.058	19.365	16.982	16.711						
6	15:42:03.978	57.128	18.865	20.408	17.855						
7	15:42:56.258	52.280	19.062	16.808	16.410						
8	15:43:48.663	52.405	18.949	16.915	16.541						
9	15:44:41.167	52.504	18.940	17.031	16.533						
10	15:45:36.077	54.910	19.007	16.942	18.961						
(243) Glenn VAN PARIJS											
1	15:40:29.871	1:01.986	21.591	23.829	16.566						
2	15:41:22.066	52.195	18.795	16.909	16.491						
3	15:42:14.552	52.486	19.222	16.717	16.547						
4	15:43:06.811	52.259	18.836	16.802	16.621						
5	15:43:59.908	53.097	19.288	16.802	17.007						
6	15:44:56.115	56.207	19.035	20.155	17.017						
7	15:45:49.209	53.094	18.984	16.752	17.358						
(275) Benjamin KARLOG											
1	15:35:28.670	52.598	19.098	16.858	16.642						
2	15:36:21.255	52.585	19.096	16.889	16.600						
3	15:37:13.730	52.475	19.013	16.874	16.588						

Timekeeping Ingrid and Meik Wagner: 

Clerk of the course Nigel Edwards:

www.mylaps.com

Steward (Chairman) Horst Seidel:

Chief Scrutineer Paul Klaassen:

Licensed to: Motorsport Events



Rotax Euro Challenge 2012 Wackersdorf

Rotax Seniors

Wackersdorf 1,275 Km

Qualifying Practice Group S2 **-NEW-**

11.05.2012 16:00

Qualifying (15:00 Time) started at 16:00:01

Pos	No.	Name	Nat.	Chassis	Race Team	Laps	Best Tm	Diff	Gap In Lap	km/h
1	205	Sean BABINGTON	GBR	Alonso	Dan Holland Racing	5	51.086			5 89,848
2	214	Michael COOL	BEL	Tonykart	Bouvin Power	6	51.125	0.039	0.039	5 89,780
3	212	Jiri FORMAN	GBR	MS Kart	MS Kart Racing Team	6	51.243	0.157	0.118	5 89,573
4	203	Edward BRAND	GBR	Formula K	Formula K Europe	7	51.325	0.239	0.082	4 89,430
5	290	Ukyo SASAHARA	JPN	DR	VPDR	7	51.351	0.265	0.026	7 89,385
6	240	Petr BEZEL	CZE	MS Kart	MS Kart Racing Team	7	51.375	0.289	0.024	3 89,343
7	217	Glen VAN DROOGENBROE	BEL	Tonykart	Bouvin Power	6	51.448	0.362	0.073	3 89,216
8	261	Stephane KOX	NED	Formula K	Formula K Europe	7	51.461	0.375	0.013	7 89,194
9	250	Ludvig MORIN	SWE	Kosmic	Paul Carr Racing	7	51.473	0.387	0.012	7 89,173
10	232	James SINGLETON	GBR	CRG	Coles Racing	8	51.476	0.390	0.003	8 89,168
11	304	Oliver NORRIS	GBR	Tonykart	RL Racing Dept Ltd	7	51.528	0.442	0.052	6 89,078
12	246	Sabedin Berat TURKER	TUR	Formula K	Protrain Racing	7	51.537	0.451	0.009	7 89,062
13	207	Ferenc KANCSAR	AUT	Birel	Kalman Motorsport	6	51.546	0.460	0.009	4 89,047
14	271	Christopher FRIEDRICH	GER	Praga	M-Tec/Praga Racing	6	51.609	0.523	0.063	5 88,938
15	268	Francisco MORA	POR	FA	Cabo do Mundo Kartteam	6	51.622	0.536	0.013	3 88,916
16	303	Giorgio MAGGI	SUI	Tonykart	Blacky Racing	7	51.668	0.582	0.046	7 88,836
17	262	Alex ENGBLOM	SWE	Tonykart	Soda Kart	7	51.769	0.683	0.101	3 88,663
18	226	Erik STILLMANN	SWE	Sodikart	Wallberg Motorsport	7	51.772	0.686	0.003	3 88,658
19	306	Kevin KEMMLING	GER	Formula K	Kartschmie.de	7	52.048	0.962	0.276	4 88,188
20	302	Kevin MINIER	FRA	Tonykart	MD Competition	7	52.087	1.001	0.039	7 88,122
21	244	Eva BENES	FRA	Kosmic	PKS	10	52.146	1.060	0.059	10 88,022
22	245	Hubert PETIT	FRA	Sodikart	Sodikart Junior Team	6	52.244	1.158	0.098	4 87,857
23	283	Marco FORRER	SUI	Mach 1	Kartteam Meier	7	52.549	1.463	0.305	4 87,347

Not classified										
DQ	255	Moritz OBERHEIM	GER	LH Kart	Matis Motorsport	6	51.836			3 88,548

Announcements

These results are provisional until the conclusion of any judicial and technical matters
 No. 255 excluded from qualifying practice / reason under the weight

Timekeeping Ingrid and Meik Wagner:

Clerk of the course Nigel Edwards:

Steward (Chairman) Horst Seidel:

Chief Scrutineer Paul Klaassen:

Licensed to: Motorsport Events

Printed: 11.05.2012 17:23:12

posted at:

h

www.mylaps.com



Rotax Euro Challenge 2012 Wackersdorf

Rotax Seniors

Wackersdorf 1,275 Km

Qualifying Practice Group S2

11.05.2012 16:00

Qualifying (15:00 Time) started at 16:00:00

Lap	Time of Day	Lap Tm	S1 Tm	S2 Tm	S3 Tm	Lap	Time of Day	Lap Tm	S1 Tm	S2 Tm	S3 Tm
(205) Sean BABINGTON						5	16:13:36.450	51.720	18.501	16.583	16.636
1	16:12:01.229	51.502	18.443	16.631	16.428	6	16:14:29.284	52.834	19.326	16.984	16.524
2	16:12:52.569	51.340	18.366	16.582	16.392	7	16:15:20.757	51.473	18.434	16.645	16.394
3	16:13:43.871	51.302	18.377	16.532	16.393	(232) James SINGLETON					
4	16:14:35.210	51.339	18.392	16.463	16.484	1	16:08:59.748	1:02.260	22.397	18.433	21.430
5	16:15:26.296	51.086	18.269	16.464	16.353	2	16:10:06.330	1:06.582	23.578	23.050	19.954
(214) Michael COOL						3	16:10:58.457	52.127	18.893	16.743	16.491
1	16:10:56.086	53.106	18.566	18.054	16.486	4	16:11:51.717	53.260	18.527	16.585	18.148
2	16:11:47.749	51.663	18.621	16.692	16.350	5	16:12:47.737	56.020	22.749	16.797	16.474
3	16:12:48.076	1:00.327	18.599	19.995	21.733	6	16:13:39.596	51.859	18.865	16.602	16.392
4	16:13:44.571	56.495	22.439	17.611	16.445	7	16:14:31.173	51.577	18.681	16.534	16.362
5	16:14:35.696	51.125	18.345	16.488	16.292	8	16:15:22.649	51.476	18.565	16.490	16.421
6	16:15:27.130	51.434	18.452	16.578	16.404	(304) Oliver NORRIS					
(212) Jiri FORMAN						1	16:10:08.192	56.688	21.883	17.937	16.868
1	16:11:10.888	1:04.638	24.277	22.157	18.204	2	16:11:04.806	56.614	19.453	17.650	19.511
2	16:12:02.412	51.524	18.504	16.627	16.393	3	16:11:57.485	52.679	19.379	16.726	16.574
3	16:12:53.683	51.271	18.320	16.584	16.367	4	16:12:49.644	52.159	18.675	16.614	16.870
4	16:13:44.937	51.254	18.377	16.529	16.348	5	16:13:41.948	52.304	19.010	16.684	16.610
5	16:14:36.180	51.243	18.504	16.454	16.285	6	16:14:33.476	51.528	18.700	16.448	16.380
6	16:15:27.569	51.389	18.576	16.475	16.338	7	16:15:25.109	51.633	18.661	16.490	16.482
(203) Edward BRAND						(246) Sabedin Berat TURKER					
1	16:10:05.874	53.063	19.122	17.151	16.790	1	16:10:06.770	1:08.929	23.753	23.967	21.209
2	16:10:57.776	51.902	18.585	16.876	16.441	2	16:10:59.931	53.161	19.177	16.902	17.082
3	16:11:49.456	51.680	18.495	16.781	16.404	3	16:11:51.781	51.850	18.539	16.783	16.528
4	16:12:40.781	51.325	18.289	16.699	16.337	4	16:12:44.141	52.360	18.829	16.811	16.720
5	16:13:34.214	53.433	20.439	16.677	16.317	5	16:13:36.292	52.151	18.539	16.631	16.981
6	16:14:25.732	51.518	18.598	16.558	16.362	6	16:14:28.603	52.311	19.243	16.676	16.392
7	16:15:17.203	51.471	18.455	16.571	16.445	7	16:15:20.140	51.537	18.535	16.599	16.403
(290) Ukyo SASAHARA						(207) Ferenc KANCSAR					
1	16:10:09.039	55.460	21.727	17.167	16.566	1	16:10:49.460	1:03.736	18.795	23.693	21.248
2	16:11:01.205	52.166	18.898	16.721	16.547	2	16:11:41.196	51.736	16.639	16.720	16.377
3	16:11:52.747	51.542	18.594	16.528	16.420	3	16:12:32.833	51.637	18.516	16.536	16.585
4	16:12:44.325	51.578	18.573	16.581	16.424	4	16:13:24.379	51.546	16.567	16.512	16.467
5	16:13:36.019	51.694	18.558	16.617	16.519	5	16:14:15.939	51.560	18.583	16.529	16.448
6	16:14:28.153	52.134	19.167	16.583	16.384	6	16:15:10.907	54.968	18.588	16.627	19.753
7	16:15:19.504	51.351	18.498	16.472	16.381	(271) Christopher FRIEDRICH					
(240) Petr BEZEL						1	16:10:55.671	53.130	18.769	17.905	16.456
1	16:10:10.465	56.141	22.233	17.244	16.664	2	16:11:47.425	51.754	18.658	16.698	16.398
2	16:11:02.305	51.840	18.780	16.679	16.381	3	16:12:39.674	52.249	19.213	16.634	16.402
3	16:11:53.680	51.375	18.526	16.516	16.333	4	16:13:31.352	51.678	18.684	16.597	16.397
4	16:12:45.239	51.559	18.597	16.447	16.515	5	16:14:22.961	51.609	18.686	16.532	16.391
5	16:13:36.617	51.378	18.512	16.492	16.374	6	16:15:14.670	51.709	18.721	16.581	16.407
6	16:14:29.013	52.396	19.433	16.583	16.380	(268) Francisco MORA					
7	16:15:20.450	51.437	18.458	16.608	16.371	1	16:10:57.944	51.753	18.682	16.693	16.378
(217) Glen VAN DROOGENBROECK						2	16:11:49.667	51.723	18.644	16.648	16.431
1	16:10:49.350	1:02.928	18.805	20.301	23.822	3	16:12:41.289	51.622	18.354	16.808	16.460
2	16:11:42.597	53.247	20.045	16.697	16.505	4	16:13:33.712	52.423	18.822	16.867	16.734
3	16:12:34.045	51.448	18.592	16.518	16.338	5	16:14:25.610	51.898	18.847	16.608	16.443
4	16:13:25.578	51.533	18.591	16.582	16.360	6	16:15:17.515	51.905	18.958	16.540	16.407
5	16:14:18.593	53.015	18.726	16.727	17.562	(303) Giorgio MAGGI					
6	16:15:10.657	52.064	18.729	16.832	16.503	1	16:10:10.589	1:00.858	26.315	17.534	17.009
(261) Stephane KOX						2	16:11:03.310	52.721	19.048	17.012	16.661
1	16:10:07.007	53.603	19.757	17.184	16.662	3	16:11:55.018	51.708	18.601	16.759	16.348
2	16:10:59.747	52.740	19.183	16.858	16.699	4	16:12:48.041	53.023	19.231	17.243	16.549
3	16:11:51.491	51.744	18.538	16.740	16.466	5	16:13:40.142	52.101	18.858	16.702	16.541
4	16:12:43.373	51.882	18.691	16.611	16.580	6	16:14:31.969	51.827	18.559	16.804	16.464
5	16:13:34.919	51.546	18.432	16.635	16.479	7	16:15:23.637	51.668	18.557	16.594	16.517
6	16:14:26.591	51.672	18.699	16.542	16.431	(262) Alex ENGBLOM					
7	16:15:18.052	51.461	18.515	16.544	16.402	1	16:10:12.256	57.274	23.065	17.618	16.591
(250) Ludvig MORIN						2	16:11:11.524	59.268	20.130	20.776	18.362
1	16:10:09.574	55.605	21.806	17.245	16.554	3	16:12:03.293	51.769	18.435	16.775	16.559
2	16:11:01.505	51.931	18.653	16.766	16.512	4	16:12:55.190	51.897	18.611	16.820	16.466
3	16:11:53.060	51.555	18.468	16.622	16.465	5	16:13:47.220	52.030	18.748	16.790	16.492
4	16:12:44.730	51.670	18.513	16.600	16.557	6	16:14:39.058	51.838	18.765	16.638	16.435
						7	16:15:31.058	52.000	18.744	16.747	16.509



Rotax Euro Challenge 2012 Wackersdorf

Rotax Seniors

Wackersdorf 1,275 Km

Qualifying Practice Group S2

11.05.2012 16:00

Qualifying (15:00 Time) started at 16:00:00

Lap	Time of Day	Lap Tm	S1 Tm	S2 Tm	S3 Tm	Lap	Time of Day	Lap Tm	S1 Tm	S2 Tm	S3 Tm
(226) Erik STILLMANN											
1	16:10:06.598	56.415	22.085	17.194	17.136						
2	16:10:58.690	52.092	18.813	16.856	16.423						
3	16:11:50.462	51.772	18.514	16.668	16.590						
4	16:12:42.340	51.878	18.665	16.712	16.501						
5	16:13:34.564	52.224	19.069	16.736	16.419						
6	16:14:26.946	52.382	19.170	16.812	16.400						
7	16:15:18.810	51.864	18.630	16.609	16.625						
(255) Moritz OBERHEIM											
1	16:10:56.604	52.591	19.149	16.893	16.549						
2	16:11:48.628	52.024	18.740	16.718	16.566						
3	16:12:40.464	51.836	18.691	16.685	16.460						
4	16:13:33.597	53.133	19.846	16.632	16.655						
5	16:14:29.869	56.272	23.038	16.747	16.487						
6	16:15:21.915	52.046	18.713	16.665	16.668						
(306) Kevin KEMMLING											
1	16:10:29.183	52.945	19.573	16.785	16.587						
2	16:11:21.418	52.235	18.818	16.808	16.609						
3	16:12:13.566	52.148	18.863	16.747	16.538						
4	16:13:05.614	52.048	18.787	16.749	16.512						
5	16:13:58.058	52.444	19.012	16.875	16.557						
6	16:14:50.327	52.269	19.018	16.783	16.468						
7	16:15:44.320	53.993	19.006	16.855	18.132						
(302) Kevin MINIER											
1	16:10:11.073	58.615	24.428	17.304	16.883						
2	16:11:04.410	53.337	19.722	16.856	16.759						
3	16:11:56.786	52.376	18.807	16.778	16.791						
4	16:12:48.960	52.174	18.863	16.645	16.666						
5	16:13:44.293	55.333	19.492	16.611	19.230						
6	16:14:36.918	52.625	19.510	16.577	16.538						
7	16:15:29.005	52.087	18.856	16.692	16.539						
(244) Eva BENES											
1	16:07:04.804	53.033	19.278	17.046	16.709						
2	16:07:57.720	52.916	19.084	17.060	16.772						
3	16:08:51.007	53.287	19.311	17.135	16.841						
4	16:09:44.580	53.573	19.908	16.926	16.739						
5	16:10:37.554	52.974	19.303	16.995	16.676						
6	16:11:30.419	52.865	19.190	16.938	16.737						
7	16:12:26.428	56.009	19.331	16.963	19.715						
8	16:13:25.208	58.780	24.362	17.886	16.532						
9	16:14:18.152	52.944	19.260	16.815	16.869						
10	16:15:10.298	52.146	19.012	16.689	16.445						
(245) Hubert PETIT											
1	16:10:57.299	53.399	19.091	17.445	16.863						
2	16:11:51.297	53.998	20.516	16.729	16.753						
3	16:12:45.816	54.519	19.583	16.670	18.266						
4	16:13:38.060	52.244	19.017	16.691	16.536						
5	16:14:30.897	52.837	19.497	16.757	16.583						
6	16:15:23.512	52.615	19.332	16.706	16.577						
(283) Marco FORRER											
1	16:10:10.758	58.943	24.666	17.596	16.681						
2	16:11:03.953	53.195	19.270	17.016	16.909						
3	16:11:56.982	53.029	19.066	16.866	17.097						
4	16:12:49.531	52.549	18.859	16.762	16.928						
5	16:13:42.770	53.239	19.401	17.113	16.725						
6	16:14:35.541	52.771	18.942	16.764	17.065						
7	16:15:28.667	53.126	19.540	16.910	16.676						

Timekeeping Ingrid and Meik Wagner:

Clerk of the course Nigel Edwards:

Steward (Chairman) Horst Seidel:

Chief Scrutineer Paul Klaassen:

www.mylaps.com

Licensed to: Motorsport Events



Rotax Euro Challenge 2012 Wackersdorf

Rotax Seniors

Wackersdorf 1,275 Km

Qualifying Practice Group S3 **-NEW-**

11.05.2012 16:30

Qualifying (15:00 Time) started at 16:30:01

Pos	No.	Name	Nat.	Chassis	Race Team	Laps	Best Tm	Diff	Gap In Lap	km/h
1	208	Charlie EASTWOOD	IRL	Formula K	Protrain Racing	7	51.046			5 89,919
2	222	Pierce LEHANE	AUS	Alonso	Dan Holland Racing	6	51.047	0.001	0.001	3 89,917
3	236	Andy KING	GBR	Tonykart	Strawberry Racing	7	51.188	0.142	0.141	3 89,669
4	211	Shaun SLAVIN	GBR	Formula K	Formula K Europe	6	51.229	0.183	0.041	3 89,598
5	299	Philip MORIN	SWE	Alonso	Dan Holland Racing	6	51.339	0.293	0.110	2 89,406
6	296	Josh HART	NZL	Birel	Kalman Motorsport	6	51.368	0.322	0.029	3 89,355
7	224	Aavo TALVAR	EST	Intrepid	Talvar Racing	6	51.500	0.454	0.132	4 89,126
8	270	Santeri VARIS	FIN	Tonykart	JTL Racing	6	51.547	0.501	0.047	3 89,045
9	218	Nicolai NIELSEN	DEN	TBA	Star Karting	6	51.554	0.508	0.007	3 89,033
10	284	Oliver MYERS	GBR	Tonykart	Coles Racing	8	51.636	0.590	0.082	8 88,891
11	259	Nicolas PICOT	FRA	Sodikart	Kart Pro Racing	7	51.657	0.611	0.021	3 88,855
12	266	Petr FULIN	CZE	MS Kart	MS Kart Racing Team	6	51.677	0.631	0.020	3 88,821
13	238	Alexandre FINKELSTEIN	FRA	Tonykart	MD Competition	8	51.690	0.644	0.013	6 88,799
14	223	Jacob NIELSEN	DEN	Kosmic	Star Karting	6	51.702	0.656	0.012	2 88,778
15	300	Joel AFFOLTER	NED	Gillard	PDB Racing Team	7	51.810	0.764	0.108	4 88,593
16	227	Matija JURKOVIC	SLO	Formula K	MLM Racing KK	6	51.829	0.783	0.019	3 88,560
17	280	Brandon NILSSON	SWE	Exprit	Brandon Racing	8	51.907	0.861	0.078	4 88,427
18	267	Max RENBERG	SWE	Tonykart	Soda Kart	6	52.011	0.965	0.104	3 88,251
19	279	Juuso KAUKELIN	FIN	Tonykart	JTL Racing	6	52.087	1.041	0.076	3 88,122
20	286	Lukasz BARTOSZUK	POL	Praga	Uniq Racing	7	52.092	1.046	0.005	6 88,113
21	257	Ebba GRANDIN	SWE	Kosmic	Soda Kart	12	52.094	1.048	0.002	9 88,110
22	263	Henry EASTHOPE	GBR	Sodikart	Sodikart Junior Team	6	52.155	1.109	0.061	4 88,007

Not classified

DNS	230	Charlie TURNER	GBR	CRG	Coles Racing					0 -
DQ	248	Artem KOROLEV	CAN	Intrepid	Team TKP	1	53.187			1 86,299

Announcements

These results are provisional until the conclusion of any judicial and technical matters
 No. 248 excluded from qualifying practice / reason under the weight

Timekeeping Ingrid and Meik Wagner:

Clerk of the course Nigel Edwards:

Steward (Chairman) Horst Seidel:

Chief Scrutineer Paul Klaassen:

Licensed to: Motorsport Events

Printed: 11.05.2012 18:00:25

posted at:

h



Rotax Euro Challenge 2012 Wackersdorf

Rotax Seniors

Wackersdorf 1,275 Km

Qualifying Practice Group S3

11.05.2012 16:30

Qualifying (15:00 Time) started at 16:30:01

Lap	Time of Day	Lap Tm	S1 Tm	S2 Tm	S3 Tm
(208) Charlie EASTWOOD					
1	16:39:59.000	56.550	23.086	17.115	16.349
2	16:40:50.878	51.878	18.804	16.789	16.285
3	16:41:42.041	51.163	18.471	16.445	16.247
4	16:42:33.311	51.270	18.498	16.488	16.284
5	16:43:24.357	51.046	18.353	16.416	16.277
6	16:44:17.751	53.394	19.627	17.397	16.370
7	16:45:08.960	51.209	18.447	16.483	16.279

Lap	Time of Day	Lap Tm	S1 Tm	S2 Tm	S3 Tm
(222) Pierce LEHANE					
1	16:41:27.702	1:00.726	20.391	16.684	23.651
2	16:42:19.168	51.466	18.736	16.485	16.245
3	16:43:10.215	51.047	18.402	16.415	16.230
4	16:44:01.340	51.125	18.495	16.393	16.237
5	16:44:53.521	52.181	19.087	16.599	16.495
6	16:45:44.755	51.234	18.455	16.457	16.322

Lap	Time of Day	Lap Tm	S1 Tm	S2 Tm	S3 Tm
(236) Andy KING					
1	16:39:59.963	55.831	22.727	16.666	16.438
2	16:40:51.492	51.529	18.556	16.576	16.397
3	16:41:42.680	51.188	18.481	16.427	16.280
4	16:42:34.200	51.520	18.556	16.520	16.444
5	16:43:25.744	51.544	18.592	16.595	16.357
6	16:44:17.276	51.532	18.523	16.627	16.382
7	16:45:08.831	51.555	18.627	16.563	16.365

Lap	Time of Day	Lap Tm	S1 Tm	S2 Tm	S3 Tm
(211) Shaun SLAVIN					
1	16:41:22.143	53.531	20.512	16.547	16.472
2	16:42:14.134	51.991	19.162	16.527	16.302
3	16:43:05.363	51.229	18.499	16.459	16.271
4	16:43:59.329	53.966	18.789	16.473	18.704
5	16:44:52.234	52.905	20.019	16.553	16.333
6	16:45:43.510	51.276	18.456	16.524	16.296

Lap	Time of Day	Lap Tm	S1 Tm	S2 Tm	S3 Tm
(299) Philip MORIN					
1	16:41:21.451	52.227	19.134	16.543	16.550
2	16:42:12.790	51.339	18.406	16.566	16.367
3	16:43:04.274	51.484	18.454	16.657	16.373
4	16:43:58.574	54.300	21.424	16.429	16.447
5	16:44:50.130	51.556	18.388	16.629	16.539
6	16:45:41.547	51.417	18.454	16.484	16.479

Lap	Time of Day	Lap Tm	S1 Tm	S2 Tm	S3 Tm
(296) Josh HART					
1	16:41:25.999	59.616	18.828	19.213	21.575
2	16:42:17.637	51.638	18.660	16.615	16.363
3	16:43:09.005	51.368	18.492	16.536	16.340
4	16:44:00.416	51.411	18.577	16.523	16.311
5	16:44:51.883	51.467	18.461	16.584	16.422
6	16:45:50.969	59.086	23.385	17.486	18.215

Lap	Time of Day	Lap Tm	S1 Tm	S2 Tm	S3 Tm
(224) Aavo TALVAR					
1	16:40:58.349	51.862	18.695	16.627	16.540
2	16:41:50.059	51.710	18.804	16.527	16.379
3	16:42:41.623	51.564	18.673	16.520	16.371
4	16:43:33.123	51.500	18.586	16.506	16.408
5	16:44:27.138	54.015	18.621	16.626	18.768
6	16:45:18.700	51.562	18.590	16.561	16.411

Lap	Time of Day	Lap Tm	S1 Tm	S2 Tm	S3 Tm
(270) Santeri VARIS					
1	16:41:23.693	52.050	18.703	16.773	16.574
2	16:42:15.999	52.306	18.512	16.796	16.998
3	16:43:07.546	51.547	18.618	16.620	16.309
4	16:43:59.251	51.705	18.477	16.568	16.660
5	16:44:50.919	51.668	18.589	16.625	16.454
6	16:45:42.544	51.625	18.608	16.613	16.404

Lap	Time of Day	Lap Tm	S1 Tm	S2 Tm	S3 Tm
(218) Nicolai NIELSEN					
1	16:41:21.623	54.559	19.353	16.970	18.236
2	16:42:13.237	51.614	18.638	16.545	16.431
3	16:43:04.791	51.554	18.708	16.524	16.322
4	16:43:57.990	53.199	18.840	16.591	17.768
5	16:44:49.995	52.005	18.750	16.674	16.581

Lap	Time of Day	Lap Tm	S1 Tm	S2 Tm	S3 Tm
6	16:45:42.027	52.032	18.848	16.633	16.551

Lap	Time of Day	Lap Tm	S1 Tm	S2 Tm	S3 Tm
(284) Oliver MYERS					
1	16:39:03.014	1:23.606	24.378	26.509	32.719
2	16:39:57.706	54.692	21.359	16.871	16.462
3	16:40:49.952	52.246	18.846	16.872	16.528
4	16:41:41.926	51.974	18.738	16.744	16.492
5	16:42:34.046	52.120	19.015	16.600	16.505
6	16:43:26.289	52.243	19.122	16.671	16.450
7	16:44:18.300	52.011	18.840	16.678	16.493
8	16:45:09.936	51.636	18.592	16.608	16.436

Lap	Time of Day	Lap Tm	S1 Tm	S2 Tm	S3 Tm
(259) Nicolas PICOT					
1	16:40:00.560	54.365	21.039	16.752	16.574
2	16:40:52.712	52.152	18.724	16.683	16.745
3	16:41:44.369	51.657	18.680	16.571	16.406
4	16:42:36.468	52.099	18.792	16.820	16.487
5	16:43:28.270	51.802	18.763	16.596	16.443
6	16:44:26.316	58.046	18.810	19.255	19.981
7	16:45:18.039	51.723	18.720	16.615	16.388

Lap	Time of Day	Lap Tm	S1 Tm	S2 Tm	S3 Tm
(266) Petr FULIN					
1	16:40:58.662	51.684	18.568	16.724	16.392
2	16:41:50.798	52.136	18.681	16.970	16.485
3	16:42:42.475	51.677	18.621	16.615	16.441
4	16:43:34.169	51.694	18.560	16.635	16.499
5	16:44:26.572	52.403	18.590	16.872	16.941
6	16:45:18.398	51.826	18.680	16.681	16.465

Lap	Time of Day	Lap Tm	S1 Tm	S2 Tm	S3 Tm
(238) Alexandre FINKELSTEIN					
1	16:39:07.372	58.022	23.505	17.331	17.186
2	16:40:03.089	55.717	22.079	17.238	16.400
3	16:40:54.904	51.815	18.685	16.637	16.493
4	16:41:46.688	51.784	18.736	16.550	16.498
5	16:42:38.569	51.881	18.822	16.631	16.428
6	16:43:30.259	51.690	18.657	16.575	16.458
7	16:44:25.741	55.482	18.655	18.488	18.339
8	16:45:17.635	51.894	18.689	16.560	16.645

Lap	Time of Day	Lap Tm	S1 Tm	S2 Tm	S3 Tm
(223) Jacob NIELSEN					
1	16:41:22.219	52.794	19.509	16.871	16.414
2	16:42:13.921	51.702	18.720	16.609	16.373
3	16:43:05.761	51.840	18.894	16.632	16.314
4	16:43:57.778	52.017	18.739	16.656	16.622
5	16:44:49.901	52.123	18.714	16.704	16.705
6	16:45:42.289	52.388	19.191	16.676	16.521

Lap	Time of Day	Lap Tm	S1 Tm	S2 Tm	S3 Tm
(300) Joel AFFOLTER					
1	16:39:57.260	54.588	21.306	16.742	16.540
2	16:40:49.440	52.180	19.018	16.706	16.456
3	16:41:41.330	51.890	18.958	16.502	16.430
4	16:42:33.140	51.810	18.891	16.523	16.396
5	16:43:24.956	51.816	18.881	16.557	16.378
6	16:44:16.768	51.812	18.776	16.521	16.515
7	16:45:08.616	51.848	18.810	16.563	16.475

Lap	Time of Day	Lap Tm	S1 Tm	S2 Tm	S3 Tm
(227) Matija JURKOVIC					
1	16:41:22.687	53.699	20.421	16.694	16.584
2	16:42:14.657	51.970	18.956	16.628	16.386
3	16:43:06.486	51.829	18.732	16.747	16.350
4	16:43:59.452	52.966	18.973	16.724	17.269
5	16:44:51.298	51.846	18.766	16.594	16.486
6	16:45:43.169	51.871	18.764	16.535	16.572

Lap	Time of Day	Lap Tm	S1 Tm	S2 Tm	S3 Tm
(280) Brandon NILSSON					
1	16:39:22.230	52.849	19.273	17.003	16.573
2	16:40:15.708	53.478	19.865	17.077	16.536
3	16:41:07.810	52.102	18.864	16.712	16.526
4	16:41:59.717	51.907	18.714	16.703	16.490
5	16:42:51.683	51.966	18.747	16.723	16.496
6	16:43:43.635	51.952	18.680	16.670	16.602
7	16:44:35.935	52.300	18.661	16.828	16.811
8	16:45:27.903	51.968	18.832	16.624	16.512

Timekeeping Ingrid and Meik Wagner:

Clerk of the course Nigel Edwards:

Steward (Chairman) Horst Seidel:

Chief Scrutineer Paul Klaassen:

Licensed to: Motorsport Events



Rotax Euro Challenge 2012 Wackersdorf

Rotax Seniors

Wackersdorf 1,275 Km

Qualifying Practice Group S3

11.05.2012 16:30

Qualifying (15:00 Time) started at 16:30:01

Lap	Time of Day	Lap Tm	S1 Tm	S2 Tm	S3 Tm	Lap	Time of Day	Lap Tm	S1 Tm	S2 Tm	S3 Tm
(267) Max RENBERG											
1	16:41:01.401	52.024	18.764	16.852	16.408						
2	16:41:53.512	52.111	18.791	16.756	16.564						
3	16:42:45.523	52.011	18.796	16.661	16.554						
4	16:43:37.665	52.142	18.865	16.620	16.657						
5	16:44:30.724	53.059	18.934	17.185	16.940						
6	16:45:23.489	52.765	19.184	16.917	16.664						
(279) Juuso KAUKELIN											
1	16:41:24.658	52.529	18.829	17.120	16.580						
2	16:42:16.913	52.255	18.886	16.739	16.630						
3	16:43:09.000	52.087	18.719	16.807	16.561						
4	16:44:01.179	52.179	18.943	16.716	16.520						
5	16:44:53.979	52.800	18.856	16.766	17.178						
6	16:45:46.137	52.158	18.732	16.777	16.649						
(286) Lukasz BARTOSZUK											
1	16:39:48.858	52.945	19.220	16.998	16.727						
2	16:40:41.279	52.421	18.996	16.803	16.622						
3	16:41:33.690	52.411	18.972	16.760	16.679						
4	16:42:26.002	52.312	18.887	16.903	16.522						
5	16:43:19.401	53.399	20.105	16.751	16.543						
6	16:44:11.493	52.092	18.774	16.752	16.566						
7	16:45:03.774	52.281	18.940	16.733	16.608						
(257) Ebba GRANDIN											
1	16:35:39.692	52.641	18.984	17.040	16.617						
2	16:36:32.253	52.561	18.960	16.893	16.708						
3	16:37:25.067	52.814	19.368	16.878	16.568						
4	16:38:17.494	52.427	18.951	16.901	16.575						
5	16:39:09.910	52.416	18.863	16.923	16.630						
6	16:40:02.391	52.481	19.103	16.790	16.588						
7	16:40:54.805	52.414	18.770	17.050	16.594						
8	16:41:47.324	52.519	19.169	16.804	16.546						
9	16:42:39.418	52.094	18.905	16.642	16.547						
10	16:43:31.755	52.337	18.749	16.773	16.815						
11	16:44:25.161	53.406	18.667	17.537	17.202						
12	16:45:17.851	52.690	18.849	16.820	17.021						
(263) Henry EASTHOPE											
1	16:41:25.112	55.531	21.272	17.529	16.730						
2	16:42:18.111	52.999	19.158	17.273	16.568						
3	16:43:10.734	52.623	18.977	17.066	16.580						
4	16:44:02.889	52.155	19.036	16.752	16.367						
5	16:44:55.128	52.239	19.036	16.746	16.457						
6	16:45:47.297	52.169	18.994	16.648	16.527						
(248) Artem KOROLEV											
1	16:39:50.855	53.187	19.423	17.141	16.623						



Rotax Euro Challenge 2012 Wackersdorf

Rotax Seniors

Wackersdorf 1,275 Km

Total result Qualifying Group S1/S2/S3 -Official Result-

Pos	No.	Name	Nat.	Chassis	Race Team	total Best Tm	Diff	QS1 Best Tm	QS2 Best Tm	QS3 Best Tm
1	208	Charlie EASTWOOD	IRL	Formula K	Protrain Racing	51.046				51.046
2	222	Pierce LEHANE	AUS	Alonso	Dan Holland Racing	51.047	0.001			51.047
3	205	Sean BABINGTON	GBR	Alonso	Dan Holland Racing	51.086	0.040		51.086	
4	294	Makino TADASUKE	JPN	Birel	Kalman Motorsport	51.118	0.072	51.118		
5	214	Michael COOL	BEL	Tonykart	Bouvin Power	51.125	0.079		51.125	
6	254	Harrison SCOTT	GBR	Tonykart	Strawberry Racing	51.148	0.102	51.148		
7	236	Andy KING	GBR	Tonykart	Strawberry Racing	51.188	0.142			51.188
8	260	Bas de LAAT	NED	Gillard	PDB Racing Team	51.194	0.148	51.194		
9	211	Shaun SLAVIN	GBR	Formula K	Formula K Europe	51.229	0.183			51.229
10	212	Jiri FORMAN	GBR	MS Kart	MS Kart Racing Team	51.243	0.197		51.243	
11	221	Jesse LAZARE	CAN	Formula K	Chapman Racing/Protrain	51.246	0.200	51.246		
12	301	Jonathan JOHANSSON	SWE	Gillard	PDB Racing Team	51.311	0.265	51.311		
13	216	Bryan EERDEN	NED	Gillard	PDB Racing Team	51.319	0.273	51.319		
14	203	Edward BRAND	GBR	Formula K	Formula K Europe	51.325	0.279		51.325	
15	213	Thomas BENISRI	FRA	Sodikart	Win Max	51.334	0.288	51.334		
16	299	Philip MORIN	SWE	Alonso	Dan Holland Racing	51.339	0.293			51.339
17	234	Ash HAND	GBR	Tonykart	Strawberry Racing	51.343	0.297	51.343		
18	269	John FRIBERG	SWE	Tonykart	Soda Kart	51.350	0.304	51.350		
19	290	Ukyo SASAHARA	JPN	DR	VPDR	51.351	0.305		51.351	
20	296	Josh HART	NZL	Birel	Kalman Motorsport	51.368	0.322			51.368
21	240	Petr BEZEL	CZE	MS Kart	MS Kart Racing Team	51.375	0.329		51.375	
22	217	Glen VAN DROOGENBROE	BEL	Tonykart	Bouvin Power	51.448	0.402		51.448	
23	261	Stephane KOX	NED	Formula K	Formula K Europe	51.461	0.415		51.461	
24	219	Andreas BACKMAN	SWE	Tonykart	Strawberry Racing	51.464	0.418	51.464		
25	250	Ludvig MORIN	SWE	Kosmic	Paul Carr Racing	51.473	0.427		51.473	
26	232	James SINGLETON	GBR	CRG	Coles Racing	51.476	0.430		51.476	
27	293	Sandor JAKAB	SVK	Birel	Kalman Motorsport	51.486	0.440	51.486		
28	224	Aavo TALVAR	EST	Intrepid	Talvar Racing	51.500	0.454			51.500
29	278	Barrie PULLINGER	GBR	Alonso	Dan Holland Racing	51.512	0.466	51.512		
30	304	Oliver NORRIS	GBR	Tonykart	RL Racing Dept Ltd	51.528	0.482		51.528	
31	246	Sabedin Berat TURKER	TUR	Formula K	Protrain Racing	51.537	0.491		51.537	
32	207	Ferenc KANCSAR	AUT	Birel	Kalman Motorsport	51.546	0.500		51.546	
33	270	Santeri VARIS	FIN	Tonykart	JTL Racing	51.547	0.501			51.547
34	218	Nicolai NIELSEN	DEN	TBA	Star Karting	51.554	0.508			51.554
35	271	Christopher FRIEDRICH	GER	Praga	M-Tec/Praga Racing	51.609	0.563		51.609	
36	268	Francisco MORA	POR	FA	Cabo do Mundo Kartteam	51.622	0.576		51.622	
37	284	Oliver MYERS	GBR	Tonykart	Coles Racing	51.636	0.590			51.636
38	259	Nicolas PICOT	FRA	Sodikart	Kart Pro Racing	51.657	0.611			51.657
39	303	Giorgio MAGGI	SUI	Tonykart	Blacky Racing	51.668	0.622		51.668	
40	266	Petr FULIN	CZE	MS Kart	MS Kart Racing Team	51.677	0.631			51.677
41	252	Juuso PYKALAINEN	FIN	Tonykart	MPT Racing	51.681	0.635	51.681		
42	258	Mikkel JOHNSEN	DEN	Intrepid	DMT Racing	51.683	0.637	51.683		
43	272	Jules COUSIN	FRA	FA Kart	DSS Kart	51.689	0.643	51.689		
44	238	Alexandre FINKELSTEIN	FRA	Tonykart	MD Competition	51.690	0.644			51.690
45	223	Jacob NIELSEN	DEN	Kosmic	Star Karting	51.702	0.656			51.702

Announcements

These results are provisional until the conclusion of any judicial and technical matters
 No. 255 + 248 excluded from qualifying practice / reason under the weight



Rotax Euro Challenge 2012 Wackersdorf

Rotax Seniors

Wackersdorf 1,275 Km

Total result Qualifying Group S1/S2/S3 -Official Result-

Pos	No.	Name	Nat.	Chassis	Race Team	total Best Tm	Diff	QS1 Best Tm	QS2 Best Tm	QS3 Best Tm
46	220	Mathias SMITH	DEN	Kosmic	Star Karting	51.747	0.701	51.747		
47	225	Jeremie LESOUDIER	FRA	Kosmic	PKS	51.747	0.701	51.747		
48	237	Sten Dorian PIIRIMAGI	EST	Tonykart	Aix Racing Team	51.765	0.719	51.765		
49	262	Alex ENGBLOM	SWE	Tonykart	Soda Kart	51.769	0.723		51.769	
50	226	Erik STILLMANN	SWE	Sodikart	Wallberg Motorsport	51.772	0.726		51.772	
51	300	Joel AFFOLTER	NED	Gillard	PDB Racing Team	51.810	0.764			51.810
52	227	Matija JURKOVIC	SLO	Formula K	MLM Racing KK	51.829	0.783			51.829
53	241	Pierre AUVRAY	FRA	FA Kart	DSS Kart	51.862	0.816	51.862		
54	280	Brandon NILSSON	SWE	Exprit	Brandon Racing	51.907	0.861			51.907
55	267	Max RENBERG	SWE	Tonykart	Soda Kart	52.011	0.965			52.011
56	233	Manon CHAVAGNE	NED	Topkart	Slangen Karting	52.012	0.966	52.012		
57	242	Miroslav KOVAR	CZE	MS Kart	MS Kart Racing Team	52.044	0.998	52.044		
58	306	Kevin KEMMLING	GER	Formula K	Kartschmie.de	52.048	1.002		52.048	
59	279	Juuso KAUKELIN	FIN	Tonykart	JTL Racing	52.087	1.041			52.087
60	302	Kevin MINIER	FRA	Tonykart	MD Competition	52.087	1.041		52.087	
61	286	Lukasz BARTOSZUK	POL	Praga	Uniq Racing	52.092	1.046			52.092
62	257	Ebba GRANDIN	SWE	Kosmic	Soda Kart	52.094	1.048			52.094
63	244	Eva BENES	FRA	Kosmic	PKS	52.146	1.100		52.146	
64	263	Henry EASTHOPE	GBR	Sodikart	Sodikart Junior Team	52.155	1.109			52.155
65	288	Cecile MARTINI	FRA	Sodikart	Martini Racing	52.173	1.127	52.173		
66	243	Glenn VAN PARIJS	BEL	Zanardi	Raw Racing Team	52.195	1.149	52.195		
67	245	Hubert PETIT	FRA	Sodikart	Sodikart Junior Team	52.244	1.198		52.244	
68	275	Benjamin KARLOG	DEN	Tonykart	RS Competition	52.377	1.331	52.377		
69	283	Marco FORRER	SUI	Mach 1	Kartteam Meier	52.549	1.503		52.549	
DQ	255	Moritz OBERHEIM	GER	LH Kart	Matis Motorsport					
DQ	248	Artem KOROLEV	CAN	Intrepid	Team TKP					
DNS	230	Charlie TURNER	GBR	CRG	Coles Racing					

Announcements

These results are provisional until the conclusion of any judicial and technical matters
 No. 255 + 248 excluded from qualifying practice / reason under the weight

**Heat organization
Rotax Euro Challenge 2012
Wackersdorf / Germany
Rotax Max Seniors Group A**

Group	Pos	No.	Firstname	Lastname	Class	Overall BestTm
Group A	1	208	Charlie	EASTWOOD	Seniors	51.046
Group A	6	254	Harrison	SCOTT	Seniors	51.148
Group A	11	221	Jesse	LAZARE	Seniors	51.246
Group A	16	299	Philip	MORIN	Seniors	51.339
Group A	21	240	Petr	BEZEL	Seniors	51.375
Group A	26	232	James	SINGLETON	Seniors	51.476
Group A	31	246	Sabedin Berat	TURKER	Seniors	51.537
Group A	36	268	Francisco	MORA	Seniors	51.622
Group A	41	252	Juuso	PYKALAINEN	Seniors	51.681
Group A	46	220	Mathias	SMITH	Seniors	51.747
Group A	51	300	Joel	AFFOLTER	Seniors	51.810
Group A	56	233	Manon	CHAVAGNE	Seniors	52.012
Group A	61	286	Lukasz	BARTOSZUK	Seniors	52.092
Group A	66	243	Glenn	VAN PARIJS	Seniors	52.195
Group A	71	248	Artem	KOROLEV	Seniors	EXC



Clerk of the course Nigel Edwards:

Stewards (Chairman) Horst Seidel:

Scrutineer Paul Klaassen:

Timekeeping Ingrid/Meik Wagner:

Printed: 11.05.2012 17:42

Posted at: h

**Heat organization
Rotax Euro Challenge 2012
Wackersdorf / Germany
Rotax Max Seniors Group B**

Group	Pos	No.	Firstname	Lastname	Class	Overall BestTm
Group B	2	222	Pierce	LEHANE	Seniors	51.047
Group B	7	236	Andy	KING	Seniors	51.188
Group B	12	301	Jonathan	JOHANSSON	Seniors	51.311
Group B	17	234	Ash	HAND	Seniors	51.343
Group B	22	217	Glen	VAN DROOGENB	Seniors	51.448
Group B	27	293	Sandor	JAKAB	Seniors	51.486
Group B	32	207	Ferenc	KANCSAR	Seniors	51.546
Group B	37	284	Oliver	MYERS	Seniors	51.636
Group B	42	258	Mikkel	JOHNSEN	Seniors	51.683
Group B	47	225	Jeremie	LESOUDIER	Seniors	51.747
Group B	52	227	Matija	JURKOVIC	Seniors	51.829
Group B	57	242	Miroslav	KOVAR	Seniors	52.044
Group B	62	257	Ebba	GRANDIN	Seniors	52.094
Group B	67	245	Hubert	PETIT	Seniors	52.244
Group B	72	230	Charlie	TURNER	Seniors	DNS



Clerk of the course Nigel Edwards:

Stewards (Chairman) Horst Seidel:

Scrutineer Paul Klaassen:

Timekeeping Ingrid/Meik Wagner:

Printed: 11.05.2012 17:42

Posted at: h

**Heat organization
Rotax Euro Challenge 2012
Wackersdorf / Germany
Rotax Max Seniors Group C**

Group	Pos	No.	Firstname	Lastname	Class	Overall BestTm
Group C	3	205	Sean	BABINGTON	Seniors	51.086
Group C	8	260	Bas	de LAAT	Seniors	51.194
Group C	13	216	Bryan	EERDEN	Seniors	51.319
Group C	18	269	John	FRIBERG	Seniors	51.350
Group C	23	261	Stephane	KOX	Seniors	51.461
Group C	28	224	Aavo	TALVAR	Seniors	51.500
Group C	33	270	Santeri	VARIS	Seniors	51.547
Group C	38	259	Nicolas	PICOT	Seniors	51.657
Group C	43	272	Jules	COUSIN	Seniors	51.689
Group C	48	237	Sten Dorian	PIIRIMAGI	Seniors	51.765
Group C	53	241	Pierre	AUVRAY	Seniors	51.862
Group C	58	306	Kevin	KEMMLING	Seniors	52.048
Group C	63	244	Eva	BENES	Seniors	52.146
Group C	68	275	Benjamin	KARLOG	Seniors	52.377



Clerk of the course Nigel Edwards:

Stewards (Chairman) Horst Seidel:

Scrutineer Paul Klaassen:

Timekeeping Ingrid/Meik Wagner:

Printed: 11.05.2012 17:42

posted at: h

**Heat organization
Rotax Euro Challenge 2012
Wackersdorf / Germany
Rotax Max Seniors Group D**

Group	Pos	No.	Firstname	Lastname	Class	Overall BestTm
Group D	4	294	Makino	TADASUKE	Seniors	51.118
Group D	9	211	Shaun	SLAVIN	Seniors	51.229
Group D	14	203	Edward	BRAND	Seniors	51.325
Group D	19	290	Ukyo	SASAHARA	Seniors	51.351
Group D	24	219	Andreas	BACKMAN	Seniors	51.464
Group D	29	278	Barrie	PULLINGER	Seniors	51.512
Group D	34	218	Nicolai	NIELSEN	Seniors	51.554
Group D	39	303	Giorgio	MAGGI	Seniors	51.668
Group D	44	238	Alexandre	FINKELSTEIN	Seniors	51.690
Group D	49	262	Alex	ENGBLOM	Seniors	51.769
Group D	54	280	Brandon	NILSSON	Seniors	51.907
Group D	59	279	Juuso	KAUKELIN	Seniors	52.087
Group D	64	263	Henry	EASTHOPE	Seniors	52.155
Group D	69	283	Marco	FORRER	Seniors	52.549



Clerk of the course Nigel Edwards:

Stewards (Chairman) Horst Seidel:

Scrutineer Paul Klaassen:

Timekeeping Ingrid/Meik Wagner:

Printed: 11.05.2012 17:42

posted at: h

**Heat organization
Rotax Euro Challenge 2012
Wackersdorf / Germany
Group E**

Group	Pos	No.	Firstname	Lastname	Class	Overall BestTm
Group E	5	214	Michael	COOL	Seniors	51.125
Group E	10	212	Jiri	FORMAN	Seniors	51.243
Group E	15	213	Thomas	BENISRI	Seniors	51.334
Group E	20	296	Josh	HART	Seniors	51.368
Group E	25	250	Ludvig	MORIN	Seniors	51.473
Group E	30	304	Oliver	NORRIS	Seniors	51.528
Group E	35	271	Christopher	FRIEDRICH	Seniors	51.609
Group E	40	266	Petr	FULIN	Seniors	51.677
Group E	45	223	Jacob	NIELSEN	Seniors	51.702
Group E	50	226	Erik	STILLMANN	Seniors	51.772
Group E	55	267	Max	RENBURG	Seniors	52.011
Group E	60	302	Kevin	MINIER	Seniors	52.087
Group E	65	288	Cecile	MARTINI	Seniors	52.173
Group E	70	255	Moritz	OBERHEIM	Seniors	EXC



Clerk of the course Nigel Edwards:

Stewards (Chairman) Horst Seidel:

Scrutineer Paul Klaassen:

Timekeeping Ingrid/Meik Wagner:

Printed: 11.05.2012 17:42

posted at: h

Rotax Euro Challenge 2012
 Class: Rotax Max Seniors
 Date/Time: 12.05.2012 10:10

Track: Wackersdorf / Germany
 Heat: Race 1 Qualifying Heat 1 A+B
 Laps: 11

Edition 1

	35		18		36
	33		17		34
	31		16		32
Artem KOROLEV	248	Group A EXC	15	Charlie TURNER	230 Group B DNS
Glenn VAN PARIJS	243	Group A 52.195	14	Hubert PETIT	245 Group B 52.244
Lukasz BARTOSZUK	286	Group A 52.092	13	Ebba GRANDIN	257 Group B 52.094
Manon CHAVAGNE	233	Group A 52.012	12	Miroslav KOVAR	242 Group B 52.044
Joel AFFOLTER	300	Group A 51.810	11	Matija JURKOVIC	227 Group B 51.829
Mathias SMITH	220	Group A 51.747	10	Jeremie LESOUDIER	225 Group B 51.747
Juuso PYKALAINEN	252	Group A 51.681	9	Mikkel JOHNSEN	258 Group B 51.683
Francisco MORA	268	Group A 51.622	8	Oliver MYERS	284 Group B 51.636
Sabedin Berat TURKER	246	Group A 51.537	7	Ferenc KANCSAR	207 Group B 51.546
James SINGLETON	232	Group A 51.476	6	Sandor JAKAB	293 Group B 51.486
Petr BEZEL	240	Group A 51.375	5	Glen VAN DROOGENI	217 Group B 51.448
Philip MORIN	299	Group A 51.339	4	Ash HAND	234 Group B 51.343
Jesse LAZARE	221	Group A 51.246	3	Jonathan JOHANSSON	301 Group B 51.311
Harrison SCOTT	254	Group A 51.148	2	Andy KING	236 Group B 51.188
Charlie EASTWOOD	208	Group A 51.046	1	Pierce LEHANE	222 Group B 51.047

Pole Position

Clerk of the course Nigel Edwards:
 Stewards (Chairman) Horst Seidel:

Scrutineer Paul Klaassen:
 Timekeeping Ingrid/Meik Wagner:

posted at: h

These results are provisional until the conclusion of any judicial and technical matters

printed 11.05.2012 18:09

Rotax Euro Challenge 2012
 Class: Rotax Max Seniors
 Date/Time: 12.05.2012 10:30

Track: Wackersdorf / Germany
 Heat: Race 2 Qualifying Heat 2 C+D
 Laps: 11

Edition 1

	35		18		36
	33		17		34
	31		16		32
	29		15		30
Benjamin KARLOG	275	Group C 52.377	14	Marco FORRER	283
	27				28
Eva BENES	244	Group C 52.146	13	Henry EASTHOPE	263
	25				26
Kevin KEMMLING	306	Group C 52.048	12	Juuso KAUKELIN	279
	23				24
Pierre AUVRAY	241	Group C 51.862	11	Brandon NILSSON	280
	21				22
Sten Dorian PIIRIMAGI	237	Group C 51.765	10	Alex ENGBLOM	262
	19				20
Jules COUSIN	272	Group C 51.689	9	Alexandre FINKELSTEIN	238
	17				18
Nicolas PICOT	259	Group C 51.657	8	Giorgio MAGGI	303
	15				16
Santeri VARIS	270	Group C 51.547	7	Nicolai NIELSEN	218
	13				14
Aavo TALVAR	224	Group C 51.500	6	Barrie PULLINGER	278
	11				12
Stephane KOX	261	Group C 51.461	5	Andreas BACKMAN	219
	9				10
John FRIBERG	269	Group C 51.350	4	Ukyo SASAHARA	290
	7				8
Bryan EERDEN	216	Group C 51.319	3	Edward BRAND	203
	5				6
Bas de LAAT	260	Group C 51.194	2	Shaun SLAVIN	211
	3				4
Sean BABINGTON	205	Group C 51.086	1	Makino TADASUKE	294
	1				2

Pole Position

Clerk of the course Nigel Edwards:
 Stewards (Chairman) Horst Seidel:

Scrutineer Paul Klaassen:
 Timekeeping Ingrid/Meik Wagner:

Rotax Euro Challenge 2012
 Class: Rotax Max Seniors
 Date/Time: 12.05.2012 11:30

Track: Wackersdorf / Germany
 Heat: Race 5 Qualifying Heat 3 A+E
 Laps: 11

Edition 1

	35		18		36
	33		17		34
	31		16		32
Artem KOROLEV	248	Group A EXC	15		30
Glenn VAN PARIJS	243	Group A 52.195	14	Moritz OBERHEIM	255
Lukasz BARTOSZUK	286	Group A 52.092	13	Cecile MARTINI	288
Manon CHAVAGNE	233	Group A 52.012	12	Kevin MINIER	302
Joel AFFOLTER	300	Group A 51.810	11	Max RENBERG	267
Mathias SMITH	220	Group A 51.747	10	Erik STILLMANN	226
Juuso PYKALAINEN	252	Group A 51.681	9	Jacob NIELSEN	223
Francisco MORA	268	Group A 51.622	8	Petr FULIN	266
Sabedin Berat TURKER	246	Group A 51.537	7	Christopher FRIEDRICH	271
James SINGLETON	232	Group A 51.476	6	Oliver NORRIS	304
Petr BEZEL	240	Group A 51.375	5	Ludvig MORIN	250
Philip MORIN	299	Group A 51.339	4	Josh HART	296
Jesse LAZARE	221	Group A 51.246	3	Thomas BENISRI	213
Harrison SCOTT	254	Group A 51.148	2	Jiri FORMAN	212
Charlie EASTWOOD	208	Group A 51.046	1	Michael COOL	214

Pole Position

Clerk of the course Nigel Edwards:
 Stewards (Chairman) Horst Seidel:

Scrutineer Paul Klaassen:
 Timekeeping Ingrid/Meik Wagner:

Rotax Euro Challenge 2012
 Class: Rotax Max Seniors
 Date/Time: 12.05.2012 11:50

Track: Wackersdorf / Germany
 Heat: Race 6 Qualifying Heat 4 B+C
 Laps: 11

Edition 1

	35		18		36
	33		17		34
	31		16		32
Charlie TURNER	230	Group B DNS	15		30
Hubert PETIT	245	Group B 52.244	14	Benjamin KARLOG	275
Ebba GRANDIN	257	Group B 52.094	13	Eva BENES	244
Miroslav KOVAR	242	Group B 52.044	12	Kevin KEMMLING	306
Matija JURKOVIC	227	Group B 51.829	11	Pierre AUVRAY	241
Jeremie LESOUDIER	225	Group B 51.747	10	Sten Dorian PIIRIMAGI	237
Mikkel JOHNSEN	258	Group B 51.683	9	Jules COUSIN	272
Oliver MYERS	284	Group B 51.636	8	Nicolas PICOT	259
Ferenc KANCSAR	207	Group B 51.546	7	Santeri VARIS	270
Sandor JAKAB	293	Group B 51.486	6	Aavo TALVAR	224
Glen VAN DROOGENI	217	Group B 51.448	5	Stephane KOX	261
Ash HAND	234	Group B 51.343	4	John FRIBERG	269
Jonathan JOHANSSON	301	Group B 51.311	3	Bryan EERDEN	216
Andy KING	236	Group B 51.188	2	Bas de LAAT	260
Pierce LEHANE	222	Group B 51.047	1	Sean BABINGTON	205

Pole Position

Clerk of the course Nigel Edwards:
 Stewards (Chairman) Horst Seidel:

Scrutineer Paul Klaassen:
 Timekeeping Ingrid/Meik Wagner:

posted at: h

These results are provisional until the conclusion of any judicial and technical matters

printed 11.05.2012 18:11

Rotax Euro Challenge 2012
 Class: Rotax Max Seniors
 Date/Time: 12.05.2012 13:00

Track: Wackersdorf / Germany
 Heat: Race 8 Qualifying Heat 5 D+E
 Laps: 11

Edition 1

	35	18		36
	33	17		34
	31	16		32
	29	15		30
Marco FORRER	283	14	Moritz OBERHEIM	255
	27			28
Henry EASTHOPE	263	13	Cecile MARTINI	288
	25			26
Juuso KAUKELIN	279	12	Kevin MINIER	302
	23			24
Brandon NILSSON	280	11	Max RENBERG	267
	21			22
Alex ENGBLOM	262	10	Erik STILLMANN	226
	19			20
Alexandre FINKELSTEIN	238	9	Jacob NIELSEN	223
	17			18
Giorgio MAGGI	303	8	Petr FULIN	266
	15			16
Nicolai NIELSEN	218	7	Christopher FRIEDRICH	271
	13			14
Barrie PULLINGER	278	6	Oliver NORRIS	304
	11			12
Andreas BACKMAN	219	5	Ludvig MORIN	250
	9			10
Ukyo SASAHARA	290	4	Josh HART	296
	7			8
Edward BRAND	203	3	Thomas BENISRI	213
	5			6
Shaun SLAVIN	211	2	Jiri FORMAN	212
	3			4
Makino TADASUKE	294	1	Michael COOL	214
	1			2

Pole Position

Clerk of the course Nigel Edwards:
 Stewards (Chairman) Horst Seidel:

Scrutineer Paul Klaassen:
 Timekeeping Ingrid/Meik Wagner:

Rotax Euro Challenge 2012
 Class: Rotax Max Seniors
 Date/Time: 12.05.2012 13:20

Track: Wackersdorf / Germany
 Heat: Race 9 Qualifying Heat 6 A+C
 Laps: 11

Edition 1

	35		18		36
	33		17		34
	31		16		32
Artem KOROLEV	248	Group A EXC	15		30
Glenn VAN PARIJS	243	Group A 52.195	14	Benjamin KARLOG	275 Group C 52.377
Lukasz BARTOSZUK	286	Group A 52.092	13	Eva BENES	244 Group C 52.146
Manon CHAVAGNE	233	Group A 52.012	12	Kevin KEMMLING	306 Group C 52.048
Joel AFFOLTER	300	Group A 51.810	11	Pierre AUVRAY	241 Group C 51.862
Mathias SMITH	220	Group A 51.747	10	Sten Dorian PIIRIMAGI	237 Group C 51.765
Juuso PYKALAINEN	252	Group A 51.681	9	Jules COUSIN	272 Group C 51.689
Francisco MORA	268	Group A 51.622	8	Nicolas PICOT	259 Group C 51.657
Sabedin Berat TURKER	246	Group A 51.537	7	Santeri VARIS	270 Group C 51.547
James SINGLETON	232	Group A 51.476	6	Aavo TALVAR	224 Group C 51.500
Petr BEZEL	240	Group A 51.375	5	Stephane KOX	261 Group C 51.461
Philip MORIN	299	Group A 51.339	4	John FRIBERG	269 Group C 51.350
Jesse LAZARE	221	Group A 51.246	3	Bryan EERDEN	216 Group C 51.319
Harrison SCOTT	254	Group A 51.148	2	Bas de LAAT	260 Group C 51.194
Charlie EASTWOOD	208	Group A 51.046	1	Sean BABINGTON	205 Group C 51.086

Pole Position

Clerk of the course Nigel Edwards:
 Stewards (Chairman) Horst Seidel:

Scrutineer Paul Klaassen:
 Timekeeping Ingrid/Meik Wagner:

posted at: h

These results are provisional until the conclusion of any judicial and technical matters

printed 11.05.2012 18:12

Rotax Euro Challenge 2012
 Class: Rotax Max Seniors
 Date/Time: 12.05.2012 14:20

Track: Wackersdorf / Germany
 Heat: Race 12 Qualifying Heat 7 B+E
 Laps: 11

Edition 1

	35		18		36
	33		17		34
	31		16		32
Charlie TURNER	230	Group B DNS	15		30
Hubert PETIT	245	Group B 52.244	14	Moritz OBERHEIM	255 Group E EXC
Ebba GRANDIN	257	Group B 52.094	13	Cecile MARTINI	288 Group E 52.173
Miroslav KOVAR	242	Group B 52.044	12	Kevin MINIER	302 Group E 52.087
Matija JURKOVIC	227	Group B 51.829	11	Max RENBERG	267 Group E 52.011
Jeremie LESOUDIER	225	Group B 51.747	10	Erik STILLMANN	226 Group E 51.772
Mikkel JOHNSEN	258	Group B 51.683	9	Jacob NIELSEN	223 Group E 51.702
Oliver MYERS	284	Group B 51.636	8	Petr FULIN	266 Group E 51.677
Ferenc KANCSAR	207	Group B 51.546	7	Christopher FRIEDRICH	271 Group E 51.609
Sandor JAKAB	293	Group B 51.486	6	Oliver NORRIS	304 Group E 51.528
Glen VAN DROOGENI	217	Group B 51.448	5	Ludvig MORIN	250 Group E 51.473
Ash HAND	234	Group B 51.343	4	Josh HART	296 Group E 51.368
Jonathan JOHANSSON	301	Group B 51.311	3	Thomas BENISRI	213 Group E 51.334
Andy KING	236	Group B 51.188	2	Jiri FORMAN	212 Group E 51.243
Pierce LEHANE	222	Group B 51.047	1	Michael COOL	214 Group E 51.125

Pole Position

Clerk of the course Nigel Edwards:
 Stewards (Chairman) Horst Seidel:

Scrutineer Paul Klaassen:
 Timekeeping Ingrid/Meik Wagner:

Rotax Euro Challenge 2012
 Class: Rotax Max Seniors
 Date/Time: 12.05.2012 14:40

Track: Wackersdorf / Germany
 Heat: Race 13 Qualifying Heat 8 A+D
 Laps: 11

Edition 1

	35		18		36
	33		17		34
	31		16		32
Artem KOROLEV	248	Group A EXC	15		30
Glenn VAN PARIJS	243	Group A 52.195	14	Marco FORRER	283
Lukasz BARTOSZUK	286	Group A 52.092	13	Henry EASTHOPE	263
Manon CHAVAGNE	233	Group A 52.012	12	Juuso KAUKELIN	279
Joel AFFOLTER	300	Group A 51.810	11	Brandon NILSSON	280
Mathias SMITH	220	Group A 51.747	10	Alex ENGBLOM	262
Juuso PYKALAINEN	252	Group A 51.681	9	Alexandre FINKELSTEIN	238
Francisco MORA	268	Group A 51.622	8	Giorgio MAGGI	303
Sabedin Berat TURKER	246	Group A 51.537	7	Nicolai NIELSEN	218
James SINGLETON	232	Group A 51.476	6	Barrie PULLINGER	278
Petr BEZEL	240	Group A 51.375	5	Andreas BACKMAN	219
Philip MORIN	299	Group A 51.339	4	Ukyo SASAHARA	290
Jesse LAZARE	221	Group A 51.246	3	Edward BRAND	203
Harrison SCOTT	254	Group A 51.148	2	Shaun SLAVIN	211
Charlie EASTWOOD	208	Group A 51.046	1	Makino TADASUKE	294

Pole Position

Row

Clerk of the course Nigel Edwards:
 Stewards (Chairman) Horst Seidel:

Scrutineer Paul Klaassen:
 Timekeeping Ingrid/Meik Wagner:

Rotax Euro Challenge 2012
 Class: Rotax Max Seniors
 Date/Time: 12.05.2012 15:40

Track: Wackersdorf / Germany
 Heat: Race 15 Qualifying Heat 9 C+E
 Laps: 11

Edition 1

	35	18		36
	33	17		34
	31	16		32
	29	15		30
Benjamin KARLOG	275	14	Moritz OBERHEIM	255
	27			28
Eva BENES	244	13	Cecile MARTINI	288
	25			26
Kevin KEMMLING	306	12	Kevin MINIER	302
	23			24
Pierre AUVRAY	241	11	Max RENBERG	267
	21			22
Sten Dorian PIIRIMAGI	237	10	Erik STILLMANN	226
	19			20
Jules COUSIN	272	9	Jacob NIELSEN	223
	17			18
Nicolas PICOT	259	8	Petr FULIN	266
	15			16
Santeri VARIS	270	7	Christopher FRIEDRICH	271
	13			14
Aavo TALVAR	224	6	Oliver NORRIS	304
	11			12
Stephane KOX	261	5	Ludvig MORIN	250
	9			10
John FRIBERG	269	4	Josh HART	296
	7			8
Bryan EERDEN	216	3	Thomas BENISRI	213
	5			6
Bas de LAAT	260	2	Jiri FORMAN	212
	3			4
Sean BABINGTON	205	1	Michael COOL	214
	1			2

Pole Position

Clerk of the course Nigel Edwards:
 Stewards (Chairman) Horst Seidel:

Scrutineer Paul Klaassen:
 Timekeeping Ingrid/Meik Wagner:

posted at: h

These results are provisional until the conclusion of any judicial and technical matters

printed 11.05.2012 18:13

Rotax Euro Challenge 2012
 Class: Rotax Max Seniors
 Date/Time: 12.05.2012 16:00

Track: Wackersdorf / Germany
 Heat: Race 16 Qualifying Heat 10 B+D
 Laps: 11

Edition 1

	35	18		36
	33	17		34
	31	16		32
Charlie TURNER	230 29	15		30
Group B DNS				
Hubert PETIT	245 27	14	Marco FORRER	283 28
Group B 52.244			Group D 52.549	
Ebba GRANDIN	257 25	13	Henry EASTHOPE	263 26
Group B 52.094			Group D 52.155	
Miroslav KOVAR	242 23	12	Juuso KAUKELIN	279 24
Group B 52.044			Group D 52.087	
Matija JURKOVIC	227 21	11	Brandon NILSSON	280 22
Group B 51.829			Group D 51.907	
Jeremie LESOUDIER	225 19	10	Alex ENGBLOM	262 20
Group B 51.747			Group D 51.769	
Mikkel JOHNSEN	258 17	9	Alexandre FINKELSTEIN	238 18
Group B 51.683			Group D 51.690	
Oliver MYERS	284 15	8	Giorgio MAGGI	303 16
Group B 51.636			Group D 51.668	
Ferenc KANCSAR	207 13	7	Nicolai NIELSEN	218 14
Group B 51.546			Group D 51.554	
Sandor JAKAB	293 11	6	Barrie PULLINGER	278 12
Group B 51.486			Group D 51.512	
Glen VAN DROOGENI	217 9	5	Andreas BACKMAN	219 10
Group B 51.448			Group D 51.464	
Ash HAND	234 7	4	Ukyo SASAHARA	290 8
Group B 51.343			Group D 51.351	
Jonathan JOHANSSON	301 5	3	Edward BRAND	203 6
Group B 51.311			Group D 51.325	
Andy KING	236 3	2	Shaun SLAVIN	211 4
Group B 51.188			Group D 51.229	
Pierce LEHANE	222 1	1	Makino TADASUKE	294 2
Group B 51.047			Group D 51.118	

Pole Position

Clerk of the course Nigel Edwards:
 Stewards (Chairman) Horst Seidel:

Scrutineer Paul Klaassen:
 Timekeeping Ingrid/Meik Wagner:



Rotax Euro Challenge 2012 Wackersdorf

Rotax Seniors

Wackersdorf 1,275 Km

Warm up Odd Numbers

12.05.2012 09:00

Practice (5:00 Time) started at 9:00:01

Pos	No.	Name	Nat.	Chassis	Race Team	Laps	Best Tm	Diff	Gap In Lap	km/h	
1	283	Marco FORRER	SUI	Mach 1	Kartteam Meier	4	1:04.547		4	71,111	
2	255	Moritz OBERHEIM	GER	LH Kart	Matis Motorsport	4	1:04.582	0.035	0.035	2	71,072
3	301	Jonathan JOHANSSON	SWE	Gillard	PDB Racing Team	4	1:04.850	0.303	0.268	4	70,779
4	299	Philip MORIN	SWE	Alonso	Dan Holland Racing	4	1:05.087	0.540	0.237	2	70,521
5	259	Nicolas PICOT	FRA	Sodikart	Kart Pro Racing	4	1:05.128	0.581	0.041	4	70,477
6	257	Ebba GRANDIN	SWE	Kosmic	Soda Kart	4	1:05.129	0.582	0.001	4	70,476
7	263	Henry EASTHOPE	GBR	Sodikart	Sodikart Junior Team	4	1:05.228	0.681	0.099	3	70,369
8	225	Jeremie LESOUDIER	FRA	Kosmic	PKS	4	1:05.381	0.834	0.153	2	70,204
9	221	Jesse LAZARE	CAN	Formula K	Chapman Racing/Protrain	4	1:05.815	1.268	0.434	3	69,741
10	217	Glen VAN DROOGENBROE	BEL	Tonykart	Bouvin Power	3	1:06.646	2.099	0.831	3	68,871
11	207	Ferenc KANCSAR	AUT	Birel	Kalman Motorsport	4	1:06.651	2.104	0.005	3	68,866
12	269	John FRIBERG	SWE	Tonykart	Soda Kart	4	1:06.788	2.241	0.137	3	68,725
13	271	Christopher FRIEDRICH	GER	Praga	M-Tec/Praga Racing	4	1:06.822	2.275	0.034	3	68,690
14	261	Stephane KOX	NED	Formula K	Formula K Europe	4	1:06.823	2.276	0.001	4	68,689
15	203	Edward BRAND	GBR	Formula K	Formula K Europe	4	1:07.143	2.596	0.320	3	68,362
16	223	Jacob NIELSEN	DEN	Kosmic	Star Karting	3	1:07.269	2.722	0.126	2	68,234
17	279	Juuso KAUKELIN	FIN	Tonykart	JTL Racing	4	1:07.422	2.875	0.153	4	68,079
18	213	Thomas BENISRI	FRA	Sodikart	Win Max	4	1:07.966	3.419	0.544	3	67,534
19	241	Pierre AUVRAY	FRA	FA Kart	DSS Kart	3	1:07.975	3.428	0.009	3	67,525
20	227	Matija JURKOVIC	SLO	Formula K	MLM Racing KK	4	1:08.139	3.592	0.164	4	67,362
21	293	Sandor JAKAB	SVK	Birel	Kalman Motorsport	4	1:08.246	3.699	0.107	3	67,257
22	219	Andreas BACKMAN	SWE	Tonykart	Strawberry Racing	4	1:08.324	3.777	0.078	1	67,180
23	205	Sean BABINGTON	GBR	Alonso	Dan Holland Racing	4	1:08.522	3.975	0.198	3	66,986
24	243	Glenn VAN PARIJS	BEL	Zanardi	Raw Racing Team	4	1:08.655	4.108	0.133	3	66,856
25	211	Shaun SLAVIN	GBR	Formula K	Formula K Europe	4	1:08.842	4.295	0.187	3	66,674
26	245	Hubert PETIT	FRA	Sodikart	Sodikart Junior Team	4	1:09.414	4.867	0.572	2	66,125
27	303	Giorgio MAGGI	SUI	Tonykart	Blacky Racing	4	1:09.439	4.892	0.025	3	66,101
28	233	Manon CHAVAGNE	NED	Topkart	Slangen Karting	4	1:09.504	4.957	0.065	3	66,039
29	275	Benjamin KARLOG	DEN	Tonykart	RS Competition	2	1:09.856	5.309	0.352	1	65,707
30	267	Max RENBERG	SWE	Tonykart	Soda Kart	1	1:12.421	7.874	2.565	1	63,379
31	237	Sten Dorian PIIRIMAGI	EST	Tonykart	Aix Racing Team	2	1:12.991	8.444	0.570	1	62,884



Rotax Euro Challenge 2012 Wackersdorf

Rotax Seniors

Wackersdorf 1,275 Km

Warm up Odd Numbers

12.05.2012 09:00

Practice (5:00 Time) started at 9:00:01

Lap	Time of Day	Lap Tm	S1 Tm	S2 Tm	S3 Tm
(283) Marco FORRER					
1	9:02:20.760	1:08.400	24.485	23.457	20.458
2	9:03:25.904	1:05.144	22.784	22.270	20.090
3	9:04:30.830	1:04.926	22.678	22.065	20.183
4	9:05:35.377	1:04.547	22.702	21.797	20.048
(255) Moritz OBERHEIM					
1	9:02:12.424	1:05.876	23.418	22.282	20.176
2	9:03:17.006	1:04.582	22.684	21.853	20.045
3	9:04:23.486	1:06.480	23.262	21.835	21.383
4	9:05:30.408	1:06.922	23.311	22.195	21.416
(301) Jonathan JOHANSSON					
1	9:02:21.689	1:08.446	24.079	23.427	20.940
2	9:03:27.091	1:05.402	22.968	22.340	20.094
3	9:04:32.769	1:05.678	23.173	22.640	19.865
4	9:05:37.619	1:04.850	23.120	21.994	19.736
(299) Philip MORIN					
1	9:02:11.633	1:05.518	23.181	22.261	20.076
2	9:03:16.720	1:05.087	22.987	21.961	20.139
3	9:04:27.813	1:11.093	23.214	21.921	25.958
4	9:05:33.695	1:05.882	23.362	22.453	20.067
(259) Nicolas PICOT					
1	9:02:21.932	1:08.452	24.236	23.334	20.882
2	9:03:28.473	1:06.541	23.127	22.905	20.509
3	9:04:34.530	1:06.057	23.342	22.340	20.375
4	9:05:39.658	1:05.128	23.137	22.062	19.929
(257) Ebba GRANDIN					
1	9:02:26.049	1:08.779	24.753	23.336	20.690
2	9:03:31.974	1:05.925	23.572	22.077	20.276
3	9:04:38.746	1:06.772	23.853	22.683	20.236
4	9:05:43.875	1:05.129	23.016	22.162	19.951
(263) Henry EASTHOPE					
1	9:02:15.142	1:06.353	23.117	22.904	20.332
2	9:03:20.563	1:05.421	22.973	21.875	20.573
3	9:04:25.791	1:05.228	22.782	21.807	20.639
4	9:05:31.362	1:05.571	23.624	21.740	20.207
(225) Jeremie LESOUDIER					
1	9:02:13.647	1:06.310	23.434	22.498	20.378
2	9:03:19.028	1:05.381	22.872	22.480	20.029
3	9:04:25.865	1:06.837	23.050	22.718	21.069
4	9:05:32.863	1:06.998	23.888	22.702	20.408
(221) Jesse LAZARE					
1	9:02:14.750	1:06.530	23.224	22.609	20.697
2	9:03:20.854	1:06.104	23.525	22.190	20.389
3	9:04:26.669	1:05.815	23.162	21.953	20.700
4	9:05:33.077	1:06.408	23.404	22.931	20.073
(217) Glen VAN DROOGENBROECK					
1	9:03:50.770	1:10.431	24.012	23.909	22.510
2	9:04:57.612	1:06.842	23.108	22.803	20.931
3	9:06:04.258	1:06.646	22.927	22.369	21.350
(207) Ferenc KANCSAR					
1	9:02:33.115	1:08.369	23.972	23.460	20.937
2	9:03:40.517	1:07.402	23.483	22.943	20.976
3	9:04:47.168	1:06.651	23.678	22.618	20.355
4	9:05:56.088	1:08.920	24.219	22.551	22.150
(269) John FRIBERG					
1	9:02:26.617	1:09.716	24.802	23.520	21.394
2	9:03:33.898	1:07.281	24.114	22.716	20.451
3	9:04:40.686	1:06.788	23.273	22.563	20.952
4	9:05:47.562	1:06.876	23.335	22.747	20.794
(271) Christopher FRIEDRICH					

Lap	Time of Day	Lap Tm	S1 Tm	S2 Tm	S3 Tm
1	9:02:32.532	1:08.593	24.151	23.244	21.198
2	9:03:39.659	1:07.127	22.938	22.682	21.507
3	9:04:46.481	1:06.822	23.236	22.538	21.048
4	9:05:54.064	1:07.583	23.602	22.089	21.892
(261) Stephane KOX					
1	9:02:38.743	1:10.854	24.729	23.526	22.599
2	9:03:50.241	1:11.498	25.878	23.470	22.150
3	9:04:58.814	1:08.573	24.048	23.134	21.391
4	9:06:05.637	1:06.823	23.495	22.278	21.050
(203) Edward BRAND					
1	9:02:30.415	1:08.646	23.956	23.540	21.150
2	9:03:39.566	1:09.151	23.964	23.205	21.982
3	9:04:46.709	1:07.143	23.132	23.142	20.869
4	9:05:55.191	1:08.482	24.405	22.657	21.420
(223) Jacob NIELSEN					
1	9:02:49.877	1:08.463	24.137	23.286	21.040
2	9:03:57.146	1:07.269	23.435	22.736	21.098
3	9:05:04.951	1:07.805	23.501	23.080	21.224
(279) Juuso KAUKELIN					
1	9:02:23.741	1:10.121	25.294	23.577	21.250
2	9:03:31.819	1:08.078	24.215	22.939	20.924
3	9:04:40.393	1:08.574	23.823	23.864	20.887
4	9:05:47.815	1:07.422	23.312	22.759	21.351
(213) Thomas BENISRI					
1	9:02:31.404	1:08.754	24.468	23.411	20.875
2	9:03:39.994	1:08.590	23.508	23.149	21.933
3	9:04:47.960	1:07.966	23.936	23.139	20.891
4	9:05:56.985	1:09.025	23.842	22.789	22.394
(241) Pierre AUVRAY					
1	9:02:29.343	1:08.437	24.184	22.846	21.407
2	9:04:02.859	1:33.516	24.183	22.588	46.745
3	9:05:10.834	1:07.975	24.582	22.311	21.082
(227) Matija JURKOVIC					
1	9:02:23.005	1:10.644	24.546	24.450	21.648
2	9:03:31.473	1:08.468	24.224	23.043	21.201
3	9:04:42.063	1:10.590	24.541	23.297	22.752
4	9:05:50.202	1:08.139	24.144	23.050	20.945
(293) Sandor JAKAB					
1	9:02:32.580	1:08.894	23.986	23.543	21.365
2	9:03:41.875	1:09.295	23.722	23.816	21.757
3	9:04:50.121	1:08.246	23.640	22.959	21.647
4	9:06:00.535	1:10.414	23.818	22.640	23.956
(219) Andreas BACKMAN					
1	9:02:27.797	1:08.324	24.206	23.169	20.949
2	9:03:37.642	1:09.845	25.089	23.235	21.521
3	9:04:46.119	1:08.477	24.535	22.989	20.953
4	9:05:54.946	1:08.827	24.643	23.359	20.825
(205) Sean BABINGTON					
1	9:02:38.477	1:09.434	24.200	23.387	21.847
2	9:03:47.741	1:09.264	24.606	23.281	21.377
3	9:04:56.263	1:08.522	24.213	23.032	21.277
4	9:06:05.539	1:09.276	23.618	22.570	23.088
(243) Glenn VAN PARIJS					
1	9:02:36.329	1:10.294	25.514	23.174	21.606
2	9:03:45.041	1:08.712	24.232	22.853	21.627
3	9:04:53.696	1:08.655	24.223	22.889	21.543
4	9:06:04.527	1:10.831	24.056	22.654	24.121
(211) Shaun SLAVIN					
1	9:02:38.960	1:12.862	25.014	25.970	21.878
2	9:03:48.107	1:09.147	24.402	23.536	21.209
3	9:04:56.949	1:08.842	24.326	23.648	20.868



Rotax Euro Challenge 2012 Wackersdorf

Rotax Seniors

Wackersdorf 1,275 Km

Warm up Odd Numbers

12.05.2012 09:00

Practice (5:00 Time) started at 9:00:01

Lap	Time of Day	Lap Tm	S1 Tm	S2 Tm	S3 Tm	Lap	Time of Day	Lap Tm	S1 Tm	S2 Tm	S3 Tm
4	9:06:06.197	1:09.248	23.414	22.275	23.559						
(245) Hubert PETIT											
1	9:02:25.698	1:11.736	25.537	24.324	21.875						
2	9:03:35.112	1:09.414	24.469	23.649	21.296						
3	9:04:45.102	1:09.990	24.421	23.758	21.811						
4	9:05:57.933	1:12.831	24.919	24.709	23.203						
(303) Giorgio MAGGI											
1	9:02:26.249	1:13.135	25.484	23.445	24.206						
2	9:03:36.535	1:10.286	25.065	23.431	21.790						
3	9:04:45.974	1:09.439	24.253	23.317	21.869						
4	9:06:00.006	1:14.032	25.623	23.842	24.567						
(233) Manon CHAVAGNE											
1	9:02:27.403	1:11.508	26.408	23.546	21.554						
2	9:03:39.850	1:12.447	26.789	22.959	22.699						
3	9:04:49.354	1:09.504	24.955	23.139	21.410						
4	9:05:59.529	1:10.175	23.902	22.566	23.707						
(275) Benjamin KARLOG											
1	9:04:20.315	1:09.856	24.583	23.447	21.826						
2	9:05:30.314	1:09.999	25.224	23.230	21.545						
(267) Max RENBERG											
1	9:05:13.731	1:12.421	26.525	23.725	22.171						
(237) Sten Dorian PIIRIMAGI											
1	9:02:37.898	1:12.991	27.221	23.714	22.056						
2	9:03:51.237	1:13.339	25.906	24.759	22.674						

Timekeeping Ingrid and Meik Wagner:

Clerk of the course Nigel Edwards:

Steward (Chairman) Horst Seidel:

Chief Scrutineer Paul Klaassen:

www.mylaps.com

Licensed to: Motorsport Events



Rotax Euro Challenge 2012 Wackersdorf

Rotax Seniors

Wackersdorf 1,275 Km

Warm up Even Numbers

12.05.2012 09:10

Practice (5:00 Time) started at 9:10:36

Pos	No.	Name	Nat.	Chassis	Race Team	Laps	Best Tm	Diff	Gap	In Lap	km/h
1	214	Michael COOL	BEL	Tonykart	Bouvin Power	3	59.373			3	77,308
2	304	Oliver NORRIS	GBR	Tonykart	RL Racing Dept Ltd	4	1:02.041	2.668	2.668	3	73,983
3	306	Kevin KEMMLING	GER	Formula K	Kartschmie.de	4	1:02.366	2.993	0.325	4	73,598
4	222	Pierce LEHANE	AUS	Alonso	Dan Holland Racing	3	1:02.511	3.138	0.145	2	73,427
5	278	Barrie PULLINGER	GBR	Alonso	Dan Holland Racing	3	1:02.720	3.347	0.209	2	73,182
6	290	Ukyo SASAHARA	JPN	DR	VPDR	1	1:02.759	3.386	0.039	1	73,137
7	238	Alexandre FINKELSTEIN	FRA	Tonykart	MD Competition	4	1:02.993	3.620	0.234	4	72,865
8	260	Bas de LAAT	NED	Gillard	PDB Racing Team	4	1:03.015	3.642	0.022	3	72,840
9	250	Ludvig MORIN	SWE	Kosmic	Paul Carr Racing	4	1:03.072	3.699	0.057	2	72,774
10	272	Jules COUSIN	FRA	FA Kart	DSS Kart	4	1:03.260	3.887	0.188	2	72,558
11	252	Juuso PYKALAINEN	FIN	Tonykart	MPT Racing	4	1:03.635	4.262	0.375	4	72,130
12	226	Erik STILLMANN	SWE	Sodikart	Wallberg Motorsport	4	1:03.911	4.538	0.276	3	71,819
13	246	Sabedin Berat TURKER	TUR	Formula K	Protrain Racing	4	1:04.075	4.702	0.164	4	71,635
14	288	Cecile MARTINI	FRA	Sodikart	Martini Racing	4	1:04.100	4.727	0.025	3	71,607
15	284	Oliver MYERS	GBR	Tonykart	Coles Racing	4	1:04.220	4.847	0.120	4	71,473
16	254	Harrison SCOTT	GBR	Tonykart	Strawberry Racing	4	1:04.352	4.979	0.132	2	71,326
17	232	James SINGLETON	GBR	CRG	Coles Racing	4	1:04.531	5.158	0.179	1	71,129
18	244	Eva BENES	FRA	Kosmic	PKS	4	1:04.639	5.266	0.108	4	71,010
19	268	Francisco MORA	POR	FA	Cabo do Mundo Kartteam	4	1:05.100	5.727	0.461	4	70,507
20	286	Lukasz BARTOSZUK	POL	Praga	Uniq Racing	4	1:05.239	5.866	0.139	2	70,357
21	234	Ash HAND	GBR	Tonykart	Strawberry Racing	4	1:05.290	5.917	0.051	2	70,302
22	300	Joel AFFOLTER	NED	Gillard	PDB Racing Team	4	1:05.324	5.951	0.034	3	70,265
23	236	Andy KING	GBR	Tonykart	Strawberry Racing	4	1:05.472	6.099	0.148	3	70,106
24	266	Petr FULIN	CZE	MS Kart	MS Kart Racing Team	4	1:05.694	6.321	0.222	2	69,869
25	208	Charlie EASTWOOD	IRL	Formula K	Protrain Racing	3	1:05.736	6.363	0.042	2	69,825
26	240	Petr BEZEL	CZE	MS Kart	MS Kart Racing Team	4	1:05.779	6.406	0.043	4	69,779
27	224	Aavo TALVAR	EST	Intrepid	Talvar Racing	4	1:05.805	6.432	0.026	4	69,752
28	280	Brandon NILSSON	SWE	Exprit	Brandon Racing	4	1:05.971	6.598	0.166	2	69,576
29	258	Mikkel JOHNSEN	DEN	Intrepid	DMT Racing	4	1:06.152	6.779	0.181	2	69,386
30	302	Kevin MINIER	FRA	Tonykart	MD Competition	4	1:06.160	6.787	0.008	2	69,377
31	294	Makino TADASUKE	JPN	Birel	Kalman Motorsport	4	1:06.279	6.906	0.119	1	69,253
32	296	Josh HART	NZL	Birel	Kalman Motorsport	4	1:06.456	7.083	0.177	2	69,068
33	270	Santeri VARIS	FIN	Tonykart	JTL Racing	4	1:06.468	7.095	0.012	2	69,056
34	262	Alex ENGBLOM	SWE	Tonykart	Soda Kart	2	1:06.613	7.240	0.145	1	68,905
35	242	Miroslav KOVAR	CZE	MS Kart	MS Kart Racing Team	4	1:06.883	7.510	0.270	3	68,627
36	230	Charlie TURNER	GBR	CRG	Coles Racing	3	1:07.169	7.796	0.286	1	68,335
37	220	Mathias SMITH	DEN	Kosmic	Star Karting	4	1:07.580	8.207	0.411	2	67,920
38	218	Nicolai NIELSEN	DEN	TBA	Star Karting	4	1:07.803	8.430	0.223	3	67,696
39	212	Jiri FORMAN	GBR	MS Kart	MS Kart Racing Team	4	1:08.380	9.007	0.577	2	67,125
40	248	Artem KOROLEV	CAN	Intrepid	Team TKP	1	1:15.217	15.844	6.837	1	61,023
41	216	Bryan EERDEN	NED	Gillard	PDB Racing Team	1	1:17.302	17.929	2.085	1	59,378



Rotax Euro Challenge 2012 Wackersdorf

Rotax Seniors

Wackersdorf 1,275 Km

Warm up Even Numbers

12.05.2012 09:10

Practice (5:00 Time) started at 9:10:35

Lap	Time of Day	Lap Tm	S1 Tm	S2 Tm	S3 Tm	Lap	Time of Day	Lap Tm	S1 Tm	S2 Tm	S3 Tm
(214) Michael COOL						(288) Cecile MARTINI					
1	9:13:41.506	1:04.151	23.683	20.612	19.856	1	9:12:54.518	1:05.958	23.671	21.575	20.712
2	9:14:42.280	1:00.774	22.363	19.363	19.048	2	9:13:59.231	1:04.713	23.407	21.396	19.910
3	9:15:41.653	59.373	21.392	19.204	18.777	3	9:15:03.331	1:04.100	22.866	21.195	20.039
						4	9:16:08.682	1:05.351	22.913	21.785	20.653
(304) Oliver NORRIS						(284) Oliver MYERS					
1	9:13:00.869	1:08.201	24.760	23.030	20.411	1	9:12:51.201	1:07.718	24.513	23.138	20.067
2	9:14:04.531	1:03.662	23.136	21.087	19.439	2	9:14:07.087	1:04.749	22.819	21.471	20.459
3	9:15:06.572	1:02.041	21.648	20.235	20.158	3	9:15:11.979	1:04.892	22.883	21.769	20.240
4	9:16:10.735	1:04.163	21.366	21.391	21.406	4	9:16:16.199	1:04.220	22.823	21.097	20.300
(306) Kevin KEMMLING						(254) Harrison SCOTT					
1	9:13:04.591	1:07.846	24.164	23.066	20.616	1	9:12:51.201	1:05.455	23.385	21.529	20.541
2	9:14:07.480	1:02.889	21.867	20.823	20.199	2	9:13:55.553	1:04.352	22.804	21.532	20.016
3	9:15:11.769	1:04.289	23.045	21.410	19.834	3	9:15:01.842	1:06.289	24.176	21.196	20.917
4	9:16:14.135	1:02.366	21.775	20.360	20.231	4	9:16:07.204	1:05.362	23.150	22.063	20.149
(222) Pierce LEHANE						(232) James SINGLETON					
1	9:12:42.044	1:02.578	22.153	20.786	19.639	1	9:12:50.465	1:04.531	22.646	21.656	20.229
2	9:13:44.555	1:02.511	21.989	20.780	19.742	2	9:13:56.322	1:05.857	23.384	21.843	20.630
3	9:14:49.956	1:05.401	22.141	20.904	22.356	3	9:15:01.548	1:05.226	22.890	21.413	20.923
						4	9:16:10.858	1:09.310	23.171	22.506	23.633
(278) Barrie PULLINGER						(244) Eva BENES					
1	9:12:43.957	1:03.197	22.571	20.869	19.757	1	9:12:55.613	1:06.857	24.544	21.830	20.483
2	9:13:46.677	1:02.720	22.087	20.738	19.895	2	9:14:01.450	1:05.837	23.632	22.139	20.066
3	9:14:51.243	1:04.566	22.343	20.922	21.301	3	9:15:06.642	1:05.192	23.295	21.674	20.223
						4	9:16:11.281	1:04.639	23.129	21.045	20.465
(290) Ukyo SASAHARA						(268) Francisco MORA					
1	9:15:37.961	1:02.759	23.019	20.234	19.506	1	9:12:57.307	1:07.063	23.770	22.504	20.789
						2	9:14:03.576	1:06.269	23.653	22.079	20.537
						3	9:15:09.523	1:05.947	23.815	21.841	20.291
						4	9:16:14.623	1:05.100	22.800	21.818	20.482
(238) Alexandre FINKELSTEIN						(286) Lukasz BARTOSZUK					
1	9:13:04.834	1:08.416	25.144	22.890	20.382	1	9:12:51.870	1:05.617	23.036	21.796	20.785
2	9:14:08.859	1:04.025	22.460	21.488	20.077	2	9:13:57.109	1:05.239	23.287	21.417	20.535
3	9:15:12.099	1:03.240	22.181	21.342	19.717	3	9:15:02.506	1:05.397	23.018	21.486	20.893
4	9:16:15.092	1:02.993	21.968	20.993	20.032	4	9:16:10.913	1:08.407	23.539	22.928	21.940
(260) Bas de LAAT						(234) Ash HAND					
1	9:12:52.278	1:06.706	23.930	21.855	20.921	1	9:12:50.117	1:05.490	22.989	21.755	20.746
2	9:13:55.943	1:03.665	22.720	20.959	19.986	2	9:13:55.407	1:05.290	22.931	21.659	20.700
3	9:14:58.958	1:03.015	22.776	20.654	19.585	3	9:15:02.333	1:06.926	23.986	21.824	21.116
4	9:16:04.713	1:05.755	22.401	20.846	22.508	4	9:16:10.095	1:07.762	23.266	22.276	22.220
(250) Ludvig MORIN						(300) Joel AFFOLTER					
1	9:12:55.057	1:05.723	23.712	21.620	20.391	1	9:13:00.768	1:07.405	24.701	22.239	20.465
2	9:13:58.129	1:03.072	22.707	20.863	19.502	2	9:14:06.355	1:05.587	22.881	22.234	20.472
3	9:15:01.766	1:03.637	22.340	21.013	20.284	3	9:15:11.679	1:05.324	23.122	21.727	20.475
4	9:16:08.158	1:06.392	22.618	22.090	21.684	4	9:16:24.689	1:13.010	23.618	24.942	24.450
(272) Jules COUSIN						(236) Andy KING					
1	9:12:44.604	1:04.499	22.133	21.386	20.980	1	9:12:55.337	1:06.149	23.560	21.586	21.003
2	9:13:47.864	1:03.260	22.265	21.050	19.945	2	9:14:01.035	1:05.698	23.401	21.630	20.667
3	9:14:51.231	1:03.367	22.330	21.066	19.971	3	9:15:06.507	1:05.472	23.181	21.996	20.295
4	9:15:54.680	1:03.449	22.498	20.951	20.000	4	9:16:19.177	1:12.670	24.849	23.348	24.473
(252) Juuso PYKALAINEN						(266) Petr FULIN					
1	9:13:17.020	1:05.996	23.788	22.014	20.194	1	9:13:05.075	1:08.854	24.571	22.683	21.600
2	9:14:21.683	1:04.663	22.995	21.713	19.955	2	9:14:10.769	1:05.694	23.344	21.401	20.949
3	9:15:26.108	1:04.425	22.960	21.479	19.986	3	9:15:16.975	1:06.206	23.127	22.246	20.833
4	9:16:29.743	1:03.635	22.673	21.480	19.482	4	9:16:23.069	1:06.094	22.513	21.151	22.430
(226) Erik STILLMANN						(208) Charlie EASTWOOD					
1	9:12:56.762	1:05.545	23.042	22.054	20.449	1	9:12:58.377	1:06.156	24.419	21.550	20.187
2	9:14:01.207	1:04.445	22.749	21.621	20.075	2	9:14:04.113	1:05.736	23.077	22.156	20.503
3	9:15:05.118	1:03.911	22.911	21.228	19.772	3	9:15:13.194	1:09.081	24.168	22.007	22.906
4	9:16:10.231	1:05.113	22.361	21.944	20.808						
(246) Sabedin Berat TURKER						(240) Petr BEZEL					
1	9:13:03.282	1:07.964	24.115	23.068	20.781	1	9:13:06.026	1:09.503	24.549	23.993	20.961
2	9:14:07.395	1:04.113	22.418	21.243	20.452						
3	9:15:13.303	1:05.908	23.897	21.905	20.106						
4	9:16:17.378	1:04.075	22.522	21.895	19.658						



Rotax Euro Challenge 2012 Wackersdorf

Rotax Seniors

Wackersdorf 1,275 Km

Warm up Even Numbers

12.05.2012 09:10

Practice (5:00 Time) started at 9:10:35

Lap	Time of Day	Lap Tm	S1 Tm	S2 Tm	S3 Tm
2	9:14:12.403	1:06.377	23.249	22.006	21.122
3	9:15:19.230	1:06.827	23.774	21.935	21.118
4	9:16:25.009	1:05.779	23.163	21.624	20.992

(224) Aavo TALVAR

1	9:12:56.656	1:06.647	23.641	22.234	20.772
2	9:14:03.326	1:06.670	23.766	22.031	20.873
3	9:15:10.141	1:06.815	24.172	22.149	20.494
4	9:16:15.946	1:05.805	23.030	22.076	20.699

(280) Brandon NILSSON

1	9:13:06.304	1:09.045	23.641	23.986	21.418
2	9:14:12.275	1:05.971	23.679	21.684	20.608
3	9:15:18.481	1:06.206	23.514	21.954	20.738
4	9:16:25.993	1:07.512	23.222	21.845	22.445

(258) Mikkel JOHNSEN

1	9:13:03.990	1:08.419	24.434	22.877	21.108
2	9:14:10.142	1:06.152	23.119	21.417	21.616
3	9:15:20.150	1:10.008	23.233	23.294	23.481
4	9:16:28.602	1:08.452	23.293	21.964	23.195

(302) Kevin MINIER

1	9:13:06.502	1:08.275	24.112	22.824	21.339
2	9:14:12.662	1:06.160	23.662	21.777	20.721
3	9:15:19.241	1:06.579	23.824	22.056	20.699
4	9:16:27.281	1:08.040	23.371	21.618	23.051

(294) Makino TADASUKE

1	9:12:50.317	1:06.279	23.204	22.280	20.795
2	9:13:57.569	1:07.252	24.073	21.966	21.213
3	9:15:03.896	1:06.327	24.077	21.438	20.812
4	9:16:10.777	1:06.881	23.092	22.136	21.653

(296) Josh HART

1	9:13:09.792	1:07.275	24.247	22.088	20.940
2	9:14:16.248	1:06.456	23.585	22.088	20.783
3	9:15:26.272	1:10.024	23.849	23.920	22.255
4	9:16:34.349	1:08.077	23.405	22.235	22.437

(270) Santeri VARIS

1	9:13:00.383	1:07.975	24.784	22.675	20.516
2	9:14:06.851	1:06.468	23.053	21.844	21.571
3	9:15:13.516	1:06.665	23.455	22.433	20.777
4	9:16:22.369	1:08.853	23.239	23.336	22.278

(262) Alex ENGBLOM

1	9:13:07.302	1:06.613	23.438	22.026	21.149
2	9:14:22.452	1:15.150	23.433	22.601	29.116

(242) Miroslav KOVAR

1	9:13:04.014	1:09.071	24.670	23.054	21.347
2	9:14:11.031	1:07.017	23.769	21.747	21.501
3	9:15:17.914	1:06.883	23.762	22.332	20.789
4	9:16:25.533	1:07.619	23.298	22.060	22.261

(230) Charlie TURNER

1	9:13:12.119	1:07.169	23.554	22.346	21.269
2	9:14:20.078	1:07.959	23.865	23.080	21.014
3	9:15:29.636	1:09.558	23.993	22.713	22.852

(220) Mathias SMITH

1	9:13:13.315	1:13.734	23.556	22.454	27.724
2	9:14:20.895	1:07.580	23.188	22.680	21.712
3	9:15:29.314	1:08.419	24.082	22.881	21.456
4	9:16:37.058	1:07.744	23.339	21.267	23.138

(218) Nicolai NIELSEN

1	9:12:59.472	1:07.813	25.292	22.056	20.465
2	9:14:07.296	1:07.824	23.168	21.757	22.899
3	9:15:15.099	1:07.803	24.002	22.446	21.355
4	9:16:23.635	1:08.536	23.635	22.143	22.758

Lap	Time of Day	Lap Tm	S1 Tm	S2 Tm	S3 Tm
(212) Jiri FORMAN					
1	9:13:10.397	1:09.646	25.452	22.191	22.003
2	9:14:18.777	1:08.380	24.824	22.478	21.078
3	9:15:27.209	1:08.432	24.605	23.086	20.741
4	9:16:35.976	1:08.767	23.873	22.295	22.599

(248) Artem KOROLEV

1	9:13:23.192	1:15.217	26.623	23.484	25.110
---	-------------	-----------------	---------------	---------------	--------

(216) Bryan EERDEN

1	9:13:08.806	1:17.302	28.693	24.562	24.047
---	-------------	-----------------	---------------	--------	---------------



Rotax Euro Challenge 2012 Wackersdorf

Rotax Seniors

Wackersdorf 1,275 Km

RACE 1 Qualifying Heat 1 A-B **-NEW-**

12.05.2012 10:10

Race (11 Laps) started at 10:12:20


Pos	No.	Name	Nat.	Chassis	Race Team	Laps	Total Tm	Diff	Best Tm	In Lap	km/h	Points
1	254	Harrison SCOTT	GBR	Tonykart	Strawberry Racing	11	9:37.745		51.510	10	89,109	0
2	208	Charlie EASTWOOD	IRL	Formula K	Protrain Racing	11	9:37.826	0.081	51.779	6	88,646	2
3	299	Philip MORIN	SWE	Alonso	Dan Holland Racing	11	9:38.603	0.858	51.545	11	89,048	3
4	222	Pierce LEHANE	AUS	Alonso	Dan Holland Racing	11	9:39.731	1.986	51.539	11	89,059	4
5	221	Jesse LAZARE	CAN	Formula K	Chapman Racing/Protrain	11	9:40.008	2.263	51.537	11	89,062	5
6	217	Glen VAN DROOGENBROEC	BEL	Tonykart	Bouvin Power	11	9:41.421	3.676	51.893	9	88,451	6
7	236	Andy KING	GBR	Tonykart	Strawberry Racing	11	9:42.488	4.743	51.736	9	88,720	7
8	240	Petr BEZEL	CZE	MS Kart	MS Kart Racing Team	11	9:43.078	5.333	52.162	4	87,995	8
9	220	Mathias SMITH	DEN	Kosmic	Star Karting	11	9:43.835	6.090	51.770	10	88,661	9
10	232	James SINGLETON	GBR	CRG	Coles Racing	11	9:44.098	6.353	52.142	9	88,029	10
11	293	Sandor JAKAB	SVK	Birel	Kalman Motorsport	11	9:44.105	6.360	51.916	10	88,412	11
12	268	Francisco MORA	POR	FA	Cabo do Mundo Kartteam	11	9:45.082	7.337	51.723	9	88,742	12
13	246	Sabedin Berat TURKER	TUR	Formula K	Protrain Racing	11	9:45.920	8.175	52.329	10	87,714	13
14	230	Charlie TURNER	GBR	CRG	Coles Racing	11	9:46.971	9.226	52.003	9	88,264	14
15	207	Ferenc KANCSAR	AUT	Birel	Kalman Motorsport	11	9:47.401	9.656	51.444	11	89,223	15
16	227	Matija JURKOVIC	SLO	Formula K	MLM Racing KK	11	9:51.164	13.419	52.241	9	87,862	16
17	258	Mikkel JOHNSEN	DEN	Intrepid	DMT Racing	11	9:54.530	16.785	51.741	8	88,711	17
18	284	Oliver MYERS	GBR	Tonykart	Coles Racing	11	9:54.595	16.850	52.756	5	87,004	18
19	245	Hubert PETIT	FRA	Sodikart	Sodikart Junior Team	11	9:55.027	17.282	51.877	8	88,479	19
20	300	Joel AFFOLTER	NED	Gillard	PDB Racing Team	11	9:56.339	18.594	52.830	9	86,882	20
21	243	Glenn VAN PARIJS	BEL	Zanardi	Raw Racing Team	11	9:56.635	18.890	52.271	10	87,812	21
22	233	Manon CHAVAGNE	NED	Topkart	Slangen Karting	11	9:56.806	19.061	52.156	8	88,005	22
23	286	Lukasz BARTOSZUK	POL	Praga	Uniq Racing	11	9:57.086	19.341	52.068	10	88,154	23
24	242	Miroslav KOVAR	CZE	MS Kart	MS Kart Racing Team	11	9:57.142	19.397	52.731	8	87,046	24
25	225	Jeremie LESOUDIER	FRA	Kosmic	PKS	11	10:08.585	30.840	53.677	8	85,511	25
26	248	Artem KOROLEV	CAN	Intrepid	Team TKP	11	10:08.643	30.898	52.008	8	88,256	26
27	301	Jonathan JOHANSSON	SWE	Gillard	PDB Racing Team	11	10:12.524	34.779	52.332	9	87,709	27
28	234	Ash HAND	GBR	Tonykart	Strawberry Racing	5	4:39.094	6 Laps	52.394	5	87,605	28
29	257	Ebba GRANDIN	SWE	Kosmic	Soda Kart	5	4:47.512	6 Laps	54.362	4	84,434	29

Not classified												
DQ	252	Juuso PYKALAINEN	FIN	Tonykart	MPT Racing	11	9:44.862	DQ	51.638	8	88,888	32

Announcements

These results are provisional until the conclusion of any judicial and technical matters
 No. 254 + 299 + 236 warning board
 Started: 30 Classified: 29 Not classified: 1
 No. 252 excluded from Heat A-B / reason technical non conformity

Margin of Victory	Ø km/h	Best Lap Tm	km/h	Best Lap by
0.081	87,391	51.444	89,223	207 - Ferenc KANCSAR

Timekeeping Ingrid and Meik Wagner:  Clerk of the course Nigel Edwards: www.mylaps.com
 Steward (Chairman) Horst Seidel: Chief Scrutineer Paul Klaassen: Licensed to: Motorsport Events
 Printed: 12.05.2012 11:08:21 posted at: h



Rotax Euro Challenge 2012 Wackersdorf

Rotax Seniors

Wackersdorf 1,275 Km

RACE 1 Qualifying Heat 1 A-B

12.05.2012 10:10

Race (11 Laps) started at 10:12:20

Lap	Time of Day	Lap Tm	S1 Tm	S2 Tm	S3 Tm	Lap	Time of Day	Lap Tm	S1 Tm	S2 Tm	S3 Tm
(254) Harrison SCOTT						7	10:18:33.882	52.703	18.779	16.810	17.114
1	10:13:15.641	54.654	20.346	17.321	16.987	8	10:19:26.361	52.479	19.064	16.743	16.672
2	10:14:08.711	53.070	19.077	17.159	16.834	9	10:20:18.254	51.893	18.580	16.652	16.661
3	10:15:01.360	52.649	19.048	16.947	16.654	10	10:21:10.345	52.091	18.858	16.826	16.407
4	10:15:54.109	52.749	18.922	17.164	16.663	11	10:22:02.244	51.899	18.731	16.674	16.494
5	10:16:47.289	53.180	19.505	17.048	16.627	(236) Andy KING					
6	10:17:39.236	51.947	18.753	16.692	16.502	1	10:13:19.956	58.829	24.490	17.502	16.837
7	10:18:30.998	51.762	18.652	16.610	16.500	2	10:14:12.462	52.506	19.008	16.946	16.552
8	10:19:22.793	51.795	18.728	16.640	16.427	3	10:15:04.894	52.432	19.023	16.842	16.567
9	10:20:15.339	52.546	19.243	16.849	16.454	4	10:15:56.762	51.868	18.433	17.044	16.391
10	10:21:06.849	51.510	18.606	16.543	16.361	5	10:16:48.748	51.986	18.743	16.771	16.472
11	10:21:58.568	51.719	18.550	16.587	16.582	6	10:17:41.408	52.660	19.059	16.819	16.782
(208) Charlie EASTWOOD						7	10:18:33.729	52.321	18.709	16.761	16.851
1	10:13:15.815	54.992	20.091	17.867	17.034	8	10:19:26.732	53.003	19.759	16.674	16.570
2	10:14:09.113	53.298	19.176	17.399	16.723	9	10:20:18.468	51.736	18.608	16.704	16.424
3	10:15:01.854	52.741	18.832	17.292	16.617	10	10:21:11.121	52.653	18.888	16.964	16.801
4	10:15:54.388	52.534	19.100	16.945	16.489	11	10:22:03.311	52.190	19.062	16.652	16.476
5	10:16:46.571	52.183	18.955	16.839	16.389	(240) Petr BEZEL					
6	10:17:38.350	51.779	18.724	16.703	16.352	1	10:13:18.368	56.975	22.293	17.728	16.954
7	10:18:30.408	52.058	18.694	16.873	16.491	2	10:14:11.257	52.889	19.154	17.116	16.619
8	10:19:22.621	52.213	18.824	16.940	16.449	3	10:15:03.779	52.522	19.040	16.903	16.579
9	10:20:14.524	51.903	18.792	16.675	16.436	4	10:15:55.941	52.162	18.919	16.762	16.481
10	10:21:06.375	51.851	18.708	16.719	16.424	5	10:16:48.224	52.283	18.780	16.791	16.712
11	10:21:58.649	52.274	18.805	16.629	16.840	6	10:17:40.600	52.376	18.821	16.936	16.619
(299) Philip MORIN						7	10:18:33.099	52.499	19.048	16.757	16.694
1	10:13:16.482	55.314	20.923	17.262	17.129	8	10:19:25.296	52.197	18.900	16.772	16.525
2	10:14:09.787	53.305	19.517	17.082	16.706	9	10:20:18.351	53.055	19.323	16.762	16.970
3	10:15:01.952	52.165	18.882	16.798	16.485	10	10:21:10.998	52.647	18.910	17.202	16.535
4	10:15:54.171	52.219	18.858	16.904	16.457	11	10:22:03.901	52.903	19.377	16.907	16.619
5	10:16:46.461	52.290	18.944	16.798	16.548	(220) Mathias SMITH					
6	10:17:38.718	52.257	18.981	16.810	16.466	1	10:13:20.557	58.344	23.694	17.539	17.111
7	10:18:30.713	51.995	18.769	16.780	16.446	2	10:14:13.004	52.447	19.011	16.881	16.555
8	10:19:22.553	51.840	18.630	16.679	16.531	3	10:15:05.368	52.364	19.037	16.821	16.506
9	10:20:16.291	53.738	19.765	17.496	16.477	4	10:15:57.219	51.851	18.696	16.746	16.409
10	10:21:07.881	51.590	18.564	16.628	16.398	5	10:16:49.615	52.396	18.825	16.854	16.717
11	10:21:59.426	51.545	18.569	16.548	16.428	6	10:17:42.068	52.453	18.831	17.000	16.622
(222) Pierce LEHANE						7	10:18:35.007	52.939	19.168	17.174	16.597
1	10:13:16.335	55.322	20.712	17.359	17.251	8	10:19:27.827	52.820	19.219	16.695	16.906
2	10:14:09.269	52.934	19.308	17.055	16.571	9	10:20:19.797	51.970	18.686	16.720	16.564
3	10:15:01.607	52.338	18.855	16.978	16.505	10	10:21:11.567	51.770	18.709	16.650	16.411
4	10:15:53.895	52.288	18.877	16.844	16.567	11	10:22:04.658	53.091	19.096	16.884	17.111
5	10:16:46.189	52.294	18.882	16.874	16.538	(232) James SINGLETON					
6	10:17:38.254	52.065	18.770	16.729	16.566	1	10:13:17.408	55.918	21.584	17.395	16.939
7	10:18:30.883	52.629	18.986	16.874	16.769	2	10:14:10.364	52.956	19.191	16.952	16.813
8	10:19:23.134	52.251	19.076	16.747	16.428	3	10:15:02.831	52.467	18.868	16.915	16.684
9	10:20:17.210	54.076	18.899	18.639	16.538	4	10:15:55.787	52.956	19.504	16.802	16.650
10	10:21:09.015	51.805	18.853	16.640	16.312	5	10:16:48.394	52.607	19.113	16.777	16.717
11	10:22:00.554	51.539	18.584	16.634	16.321	6	10:17:41.539	53.145	19.056	16.829	17.260
(221) Jesse LAZARE						7	10:18:34.034	52.495	19.047	16.795	16.653
1	10:13:16.244	55.171	20.454	17.438	17.279	8	10:19:26.843	52.809	19.058	16.723	17.028
2	10:14:10.242	53.998	19.623	17.071	17.304	9	10:20:18.985	52.142	18.929	16.721	16.492
3	10:15:02.344	52.102	18.715	16.884	16.503	10	10:21:11.460	52.475	18.742	17.184	16.549
4	10:15:54.573	52.229	18.749	16.990	16.490	11	10:22:04.921	53.461	19.054	16.935	17.472
5	10:16:48.129	53.556	18.881	17.275	17.400	(293) Sandor JAKAB					
6	10:17:41.625	53.496	19.874	16.999	16.623	1	10:13:19.100	57.434	23.289	17.354	16.791
7	10:18:33.794	52.169	18.802	16.809	16.558	2	10:14:12.160	53.060	18.907	17.363	16.790
8	10:19:25.819	52.025	18.871	16.687	16.467	3	10:15:04.528	52.368	18.977	16.808	16.583
9	10:20:17.594	51.775	18.672	16.697	16.406	4	10:15:56.661	52.133	18.833	16.805	16.495
10	10:21:09.294	51.700	18.640	16.716	16.344	5	10:16:49.225	52.564	19.063	16.980	16.521
11	10:22:00.831	51.537	18.503	16.712	16.322	6	10:17:41.821	52.596	19.056	16.961	16.579
(217) Glen VAN DROOGENBROECK						7	10:18:35.151	53.330	19.459	17.243	16.628
1	10:13:17.261	55.844	21.526	17.358	16.960	8	10:19:27.762	52.611	18.824	16.807	16.980
2	10:14:10.072	52.811	18.968	17.014	16.829	9	10:20:19.963	52.201	18.549	17.044	16.608
3	10:15:03.270	53.198	19.545	16.997	16.656	10	10:21:11.879	51.916	18.719	16.761	16.436
4	10:15:55.437	52.167	18.812	16.835	16.520	11	10:22:04.928	53.049	19.131	16.912	17.006
5	10:16:48.029	52.592	18.855	16.777	16.960	(252) Juuso PYKALAINEN					
6	10:17:41.179	53.150	19.280	17.129	16.741	1	10:13:22.868	1:00.782	26.050	17.944	16.788



Rotax Euro Challenge 2012 Wackersdorf

Rotax Seniors

Wackersdorf 1,275 Km

RACE 1 Qualifying Heat 1 A-B

12.05.2012 10:10

Race (11 Laps) started at 10:12:20

Lap	Time of Day	Lap Tm	S1 Tm	S2 Tm	S3 Tm	Lap	Time of Day	Lap Tm	S1 Tm	S2 Tm	S3 Tm
2	10:14:16.531	53.663	19.102	17.176	17.385	10	10:21:19.456	52.321	18.851	16.913	16.557
3	10:15:09.460	52.929	19.228	17.062	16.639	11	10:22:11.987	52.531	19.122	16.801	16.608
4	10:16:01.792	52.332	19.001	16.851	16.480						
5	10:16:53.890	52.098	18.860	16.762	16.476						
6	10:17:46.050	52.160	18.775	16.780	16.605						
7	10:18:38.042	51.992	18.701	16.740	16.551						
8	10:19:29.680	51.638	18.590	16.679	16.369						
9	10:20:21.465	51.785	18.639	16.650	16.496						
10	10:21:13.396	51.931	18.713	16.730	16.488						
11	10:22:05.685	52.289	18.648	16.954	16.687						
(268) Francisco MORA						(258) Mikkel JOHNSEN					
1	10:13:20.399	58.672	24.553	17.381	16.738	1	10:13:25.995	1:04.027	28.696	18.334	16.997
2	10:14:12.831	52.432	18.833	16.972	16.627	2	10:14:19.653	53.658	19.217	17.464	16.977
3	10:15:05.165	52.334	18.933	16.772	16.629	3	10:15:14.171	54.518	19.636	18.167	16.715
4	10:15:57.091	51.926	18.638	16.783	16.505	4	10:16:07.451	53.280	19.349	17.037	16.894
5	10:16:49.323	52.232	18.831	16.662	16.739	5	10:17:00.513	53.062	19.576	16.867	16.619
6	10:17:42.186	52.863	18.791	17.490	16.582	6	10:17:54.842	54.329	18.971	17.639	17.719
7	10:18:34.309	52.123	18.893	16.732	16.498	7	10:18:47.515	52.673	19.204	16.906	16.563
8	10:19:26.963	52.654	19.428	16.683	16.543	8	10:19:39.256	51.741	18.664	16.670	16.407
9	10:20:18.686	51.723	18.645	16.680	16.398	9	10:20:31.418	52.162	19.028	16.641	16.493
10	10:21:11.316	52.630	18.840	17.165	16.625	10	10:21:23.232	51.814	18.781	16.628	16.405
11	10:22:05.905	54.589	19.590	17.993	17.006	11	10:22:15.353	52.121	18.581	16.569	16.971
(246) Sabedin Berat TURKER						(284) Oliver MYERS					
1	10:13:18.708	57.050	21.896	17.942	17.212	1	10:13:22.129	1:00.249	24.566	17.860	17.823
2	10:14:12.299	53.591	19.141	17.391	17.059	2	10:14:16.567	54.438	19.610	17.547	17.281
3	10:15:06.110	53.811	19.908	17.149	16.754	3	10:15:10.119	53.552	19.592	17.108	16.852
4	10:15:58.770	52.660	18.940	17.084	16.636	4	10:16:03.429	53.310	19.515	17.055	16.740
5	10:16:51.626	52.856	19.112	17.096	16.648	5	10:16:56.185	52.756	19.176	16.909	16.671
6	10:17:44.348	52.722	19.057	16.993	16.672	6	10:17:49.018	52.833	19.206	16.909	16.718
7	10:18:37.080	52.732	18.981	17.045	16.706	7	10:18:42.035	53.017	19.353	16.890	16.774
8	10:19:29.471	52.391	18.907	16.933	16.551	8	10:19:35.542	53.507	19.735	17.136	16.636
9	10:20:22.017	52.546	19.092	16.878	16.576	9	10:20:28.395	52.853	19.056	16.818	16.979
10	10:21:14.346	52.329	18.810	16.903	16.616	10	10:21:21.564	53.169	19.786	16.784	16.599
11	10:22:06.743	52.397	18.868	16.908	16.621	11	10:22:15.418	53.854	19.798	16.825	17.231
(230) Charlie TURNER						(245) Hubert PETIT					
1	10:13:23.222	1:00.163	25.160	18.072	16.931	1	10:13:26.601	1:03.813	28.197	18.176	17.440
2	10:14:16.740	53.518	19.228	17.120	17.170	2	10:14:20.161	53.560	19.254	17.082	17.224
3	10:15:10.315	53.575	19.606	17.118	16.851	3	10:15:15.105	54.944	19.777	18.373	16.794
4	10:16:02.861	52.546	19.136	16.817	16.593	4	10:16:07.712	52.607	19.046	16.816	16.745
5	10:16:55.048	52.187	18.961	16.669	16.557	5	10:17:01.049	53.337	19.786	16.986	16.565
6	10:17:47.123	52.075	18.894	16.663	16.518	6	10:17:53.983	52.934	18.898	16.983	17.053
7	10:18:39.431	52.308	18.892	16.745	16.671	7	10:18:46.127	52.144	18.910	16.710	16.524
8	10:19:31.610	52.179	18.924	16.662	16.593	8	10:19:38.004	51.877	18.712	16.701	16.464
9	10:20:23.613	52.003	18.904	16.578	16.521	9	10:20:30.068	52.064	18.917	16.657	16.490
10	10:21:15.745	52.132	18.943	16.649	16.540	10	10:21:22.182	52.114	18.965	16.639	16.510
11	10:22:07.794	52.049	18.804	16.718	16.527	11	10:22:15.850	53.668	18.951	16.712	18.005
(207) Ferenc KANCSAR						(300) Joel AFFOLTER					
1	10:13:24.383	1:02.595	26.792	18.932	16.871	1	10:13:23.604	1:01.143	25.255	18.724	17.164
2	10:14:18.160	53.777	19.884	17.287	16.606	2	10:14:17.752	54.148	19.692	17.408	17.048
3	10:15:11.428	53.268	19.370	17.250	16.648	3	10:15:12.658	54.906	20.004	17.756	17.146
4	10:16:04.199	52.771	19.338	16.826	16.607	4	10:16:06.438	53.780	19.585	17.239	16.956
5	10:16:56.796	52.597	19.138	16.918	16.541	5	10:16:59.529	53.091	19.164	17.055	16.872
6	10:17:49.114	52.318	18.751	16.907	16.660	6	10:17:52.366	52.837	18.987	17.088	16.762
7	10:18:41.312	52.198	18.892	16.823	16.483	7	10:18:45.374	53.008	19.073	17.054	16.881
8	10:19:33.194	51.882	18.659	16.732	16.491	8	10:19:38.504	53.130	19.081	17.255	16.794
9	10:20:25.025	51.831	18.603	16.723	16.505	9	10:20:31.334	52.830	18.931	17.071	16.828
10	10:21:16.780	51.755	18.695	16.679	16.381	10	10:21:24.300	52.966	19.286	17.013	16.667
11	10:22:08.224	51.444	18.529	16.597	16.318	11	10:22:17.162	52.862	18.900	17.053	16.909
(227) Matija JURKOVIC						(243) Glenn VAN PARIJS					
1	10:13:21.635	59.244	23.857	17.946	17.441	1	10:13:22.014	59.226	24.348	17.731	17.147
2	10:14:16.321	54.686	19.302	17.701	17.683	2	10:14:16.806	54.792	20.095	17.316	17.381
3	10:15:10.948	54.627	19.505	17.212	17.910	3	10:15:10.750	53.944	19.986	17.083	16.875
4	10:16:04.041	53.093	19.265	17.047	16.781	4	10:16:06.576	55.826	21.857	17.051	16.918
5	10:16:57.201	53.160	19.195	17.225	16.740	5	10:16:59.721	53.145	19.206	17.076	16.863
6	10:17:49.797	52.596	18.922	16.986	16.688	6	10:17:54.173	54.452	19.927	17.135	17.390
7	10:18:42.149	52.352	18.894	16.913	16.545	7	10:18:46.604	52.431	19.074	16.769	16.588
8	10:19:34.894	52.745	19.338	16.806	16.601	8	10:19:39.082	52.478	19.122	16.800	16.556
9	10:20:27.135	52.241	18.843	16.838	16.560	9	10:20:32.165	53.083	19.494	16.941	16.648
						10	10:21:24.436	52.271	19.084	16.699	16.488
						11	10:22:17.458	53.022	19.087	16.999	16.936
(223) Manon CHAVAGNE						(233) Manon CHAVAGNE					
						1	10:13:24.198	1:01.592	25.727	18.735	17.130
						2	10:14:19.130	54.932	20.393	17.518	17.021
						3	10:15:13.564	54.434	20.174	17.405	16.855
						4	10:16:08.593	55.029	19.756	17.171	18.102



Rotax Euro Challenge 2012 Wackersdorf

Rotax Seniors

Wackersdorf 1,275 Km

RACE 1 Qualifying Heat 1 A-B

12.05.2012 10:10

Race (11 Laps) started at 10:12:20

Lap	Time of Day	Lap Tm	S1 Tm	S2 Tm	S3 Tm	Lap	Time of Day	Lap Tm	S1 Tm	S2 Tm	S3 Tm
5	10:17:01.419	52.826	19.175	17.014	16.637	(234) Ash HAND					
6	10:17:54.572	53.153	18.832	16.999	17.322	1	10:13:25.442	1:04.115	29.317	17.926	16.872
7	10:18:47.910	53.338	19.705	17.058	16.575	2	10:14:19.225	53.783	19.189	17.545	17.049
8	10:19:40.066	52.156	18.842	16.770	16.544	3	10:15:13.668	54.443	20.251	17.398	16.794
9	10:20:32.528	52.462	18.815	16.978	16.669	4	10:16:07.523	53.855	20.088	16.975	16.792
10	10:21:24.840	52.312	18.962	16.785	16.565	5	10:16:59.917	52.394	18.823	17.044	16.527
11	10:22:17.629	52.789	18.865	17.025	16.899	(257) Ebba GRANDIN					
(286) Lukasz BARTOSZUK						1	10:13:27.074	1:04.495	27.896	18.809	17.790
1	10:13:24.924	1:02.218	26.073	19.095	17.050	2	10:14:22.040	54.966	19.713	18.014	17.239
2	10:14:19.932	55.008	19.867	18.026	17.115	3	10:15:16.849	54.809	19.890	17.411	17.508
3	10:15:16.804	56.872	20.203	18.409	18.260	4	10:16:11.211	54.362	19.893	17.681	16.788
4	10:16:09.656	52.852	19.146	16.978	16.728	5	10:17:08.335	57.124	19.763	17.076	20.285
5	10:17:02.190	52.534	18.989	16.800	16.745	(242) Miroslav KOVAR					
6	10:17:54.998	52.808	18.996	16.776	17.036	1	10:13:23.757	1:01.241	25.911	18.151	17.179
7	10:18:48.203	53.205	19.087	17.461	16.657	2	10:14:17.078	53.321	19.178	17.231	16.912
8	10:19:40.500	52.297	18.781	16.827	16.689	3	10:15:11.191	54.113	20.003	17.265	16.845
9	10:20:33.067	52.567	18.851	16.993	16.723	4	10:16:05.677	54.486	20.360	16.994	17.132
10	10:21:25.135	52.068	18.831	16.729	16.508	5	10:16:59.177	53.500	19.437	17.255	16.808
11	10:22:17.909	52.774	18.788	16.949	17.037	6	10:17:51.955	52.778	19.029	16.946	16.803
(225) Jeremie LESOUDIER						7	10:18:44.867	52.912	19.191	16.969	16.752
1	10:13:25.812	1:03.770	26.354	19.643	17.773	8	10:19:37.598	52.731	19.074	16.838	16.819
2	10:14:20.791	54.979	20.171	17.486	17.322	9	10:20:31.056	53.458	19.643	16.971	16.844
3	10:15:16.780	55.989	19.478	18.275	18.236	10	10:21:23.951	52.895	19.285	16.918	16.692
4	10:16:11.134	54.354	19.732	17.372	17.250	11	10:22:17.965	54.014	19.441	16.991	17.582
5	10:17:05.866	54.732	19.973	17.553	17.206	(248) Artem KOROLEV					
6	10:17:59.879	54.013	19.572	17.262	17.179	1	10:13:21.846	58.922	23.743	18.005	17.174
7	10:18:53.865	53.986	19.462	17.305	17.219	2	10:14:16.463	54.617	19.248	17.595	17.774
8	10:19:47.542	53.677	19.358	17.179	17.140	3	10:15:11.880	55.417	20.930	17.841	16.646
9	10:20:41.309	53.767	19.393	17.147	17.227	4	10:16:05.457	53.577	19.885	16.905	16.787
10	10:21:35.012	53.703	19.431	17.187	17.085	5	10:16:58.831	53.374	19.784	16.956	16.634
11	10:22:29.408	54.396	19.562	17.119	17.715	6	10:17:51.339	52.508	18.987	16.988	16.533
(301) Jonathan JOHANSSON						7	10:18:43.783	52.444	18.878	17.046	16.520
1	10:13:24.651	1:03.429	27.705	18.754	16.970	8	10:19:35.791	52.008	18.858	16.672	16.478
2	10:14:18.037	53.386	19.454	17.245	16.687	9	10:20:28.312	52.521	18.950	16.854	16.717
3	10:15:11.703	53.666	19.496	17.460	16.710	10	10:21:21.310	52.998	19.503	16.749	16.746
4	10:16:26.196	1:14.493	40.531	17.339	16.623	11	10:22:29.466	1:08.156	19.598	17.149	31.409
5	10:17:18.842	52.646	19.215	16.897	16.534	(301) Jonathan JOHANSSON					
6	10:18:11.264	52.422	19.020	16.847	16.555	1	10:13:24.651	1:03.429	27.705	18.754	16.970
7	10:19:03.802	52.538	19.058	16.964	16.516	2	10:14:18.037	53.386	19.454	17.245	16.687
8	10:19:56.226	52.424	19.059	16.861	16.504	3	10:15:11.703	53.666	19.496	17.460	16.710
9	10:20:48.558	52.332	18.981	16.822	16.529	4	10:16:26.196	1:14.493	40.531	17.339	16.623
10	10:21:40.914	52.356	19.021	16.783	16.552	5	10:17:18.842	52.646	19.215	16.897	16.534
11	10:22:33.347	52.433	18.953	16.888	16.592	6	10:18:11.264	52.422	19.020	16.847	16.555



Rotax Euro Challenge 2012 Wackersdorf

Rotax Seniors

Wackersdorf 1,275 Km

RACE 2 Qualifying Heat 2 C-D

12.05.2012 10:30

Race (11 Laps) started at 10:32:23

Pos	No.	Name	Nat.	Chassis	Race Team	Laps	Total Tm	Diff	Best Tm	In Lap	km/h	Points
1	269	John FRIBERG	SWE	Tonykart	Soda Kart	11	9:35.951		51.552	10	89,036	0
2	205	Sean BABINGTON	GBR	Alonso	Dan Holland Racing	11	9:36.194	0.243	51.290	11	89,491	2
3	294	Makino TADASUKE	JPN	Birel	Kalman Motorsport	11	9:36.423	0.472	51.259	11	89,545	3
4	203	Edward BRAND	GBR	Formula K	Formula K Europe	11	9:36.616	0.665	51.004	11	89,993	4
5	260	Bas de LAAT	NED	Gillard	PDB Racing Team	11	9:38.872	2.921	51.616	11	88,926	5
6	211	Shaun SLAVIN	GBR	Formula K	Formula K Europe	11	9:39.133	3.182	51.375	11	89,343	6
7	290	Ukyo SASAHARA	JPN	DR	VPDR	11	9:39.385	3.434	51.558	11	89,026	7
8	278	Barrie PULLINGER	GBR	Alonso	Dan Holland Racing	11	9:39.865	3.914	51.573	11	89,000	8
9	238	Alexandre FINKELSTEIN	FRA	Tonykart	MD Competition	11	9:39.921	3.970	51.424	9	89,258	9
10	263	Henry EASTHOPE	GBR	Sodikart	Sodikart Junior Team	11	9:40.058	4.107	51.347	10	89,392	10
11	218	Nicolai NIELSEN	DEN	TBA	Star Karting	11	9:40.937	4.986	51.618	7	88,922	11
12	224	Aavo TALVAR	EST	Intrepid	Talvar Racing	11	9:41.261	5.310	51.405	9	89,291	12
13	216	Bryan EERDEN	NED	Gillard	PDB Racing Team	11	9:41.341	5.390	51.505	9	89,118	13
14	259	Nicolas PICOT	FRA	Sodikart	Kart Pro Racing	11	9:42.667	6.716	51.808	9	88,596	14
15	270	Santeri VARIS	FIN	Tonykart	JTL Racing	11	9:43.039	7.088	51.601	11	88,952	15
16	280	Brandon NILSSON	SWE	Exprit	Brandon Racing	11	9:43.335	7.384	51.579	11	88,990	16
17	262	Alex ENGBLOM	SWE	Tonykart	Soda Kart	11	9:44.128	8.177	51.701	11	88,780	17
18	261	Stephane KOX	NED	Formula K	Formula K Europe	11	9:44.300	8.349	51.564	9	89,016	18
19	237	Sten Dorian PIIRIMAGI	EST	Tonykart	Aix Racing Team	11	9:45.307	9.356	51.819	11	88,578	19
20	219	Andreas BACKMAN	SWE	Tonykart	Strawberry Racing	11	9:47.211	11.260	51.720	11	88,747	20
21	272	Jules COUSIN	FRA	FA Kart	DSS Kart	11	9:47.790	11.839	51.651	9	88,866	21
22	241	Pierre AUVRAY	FRA	FA Kart	DSS Kart	11	9:50.166	14.215	51.746	9	88,703	22
23	279	Juuso KAUKELIN	FIN	Tonykart	JTL Racing	11	9:53.645	17.694	52.287	9	87,785	23
24	283	Marco FORRER	SUI	Mach 1	Kartteam Meier	11	9:54.030	18.079	52.142	11	88,029	24
25	303	Giorgio MAGGI	SUI	Tonykart	Blacky Racing	11	9:54.774	18.823	51.816	11	88,583	25
26	275	Benjamin KARLOG	DEN	Tonykart	RS Competition	11	9:55.214	19.263	52.110	11	88,083	26
27	244	Eva BENES	FRA	Kosmic	PKS	11	10:03.903	27.952	52.393	8	87,607	27
28	306	Kevin KEMMLING	GER	Formula K	Kartschmie.de	11	10:07.385	31.434	53.873	10	85,200	28

Announcements

These results are provisional until the conclusion of any judicial and technical matters

No. 269 warning board

Started: 28 Classified: 28 Not classified: 0

Margin of Victory	Ø km/h	Best Lap Tm	km/h	Best Lap by
0.243	87,664	51.004	89,993	203 - Edward BRAND

Official Timing www.camp-company.de / www.motorsport-events.se

Orbits

Timekeeping Ingrid and Meik Wagner:

Clerk of the course Nigel Edwards:

www.mylaps.com

Steward (Chairman) Horst Seidel:

Chief Scrutineer Paul Klaassen:

Licensed to: Motorsport Events

Printed: 12.05.2012 10:43:34

posted at:

h



Rotax Euro Challenge 2012 Wackersdorf

Rotax Seniors

Wackersdorf 1,275 Km

RACE 2 Qualifying Heat 2 C-D

12.05.2012 10:30

Race (11 Laps) started at 10:32:23

Lap	Time of Day	Lap Tm	S1 Tm	S2 Tm	S3 Tm	Lap	Time of Day	Lap Tm	S1 Tm	S2 Tm	S3 Tm
(269) John FRIBERG						7	10:38:35.026	51.889	18.686	16.596	16.607
1	10:33:19.807	56.056	22.016	17.221	16.819	8	10:39:27.088	52.062	19.035	16.638	16.389
2	10:34:12.377	52.570	19.147	16.936	16.487	9	10:40:18.580	51.492	18.513	16.571	16.408
3	10:35:04.552	52.175	18.894	16.801	16.480	10	10:41:11.139	52.559	19.011	16.663	16.885
4	10:35:56.636	52.084	18.775	16.752	16.557	11	10:42:02.514	51.375	18.476	16.516	16.383
5	10:36:48.852	52.216	18.709	16.824	16.683	(290) Ukyo SASAHARA					
6	10:37:40.977	52.125	18.740	16.838	16.547	1	10:33:19.786	56.086	21.144	17.412	17.530
7	10:38:32.707	51.730	18.640	16.680	16.410	2	10:34:12.764	52.978	19.602	16.869	16.507
8	10:39:24.494	51.787	18.670	16.696	16.421	3	10:35:04.959	52.195	18.773	16.944	16.478
9	10:40:16.191	51.697	18.609	16.719	16.369	4	10:35:57.083	52.124	18.947	16.670	16.507
10	10:41:07.743	51.552	18.552	16.665	16.335	5	10:36:49.060	51.977	18.665	16.889	16.423
11	10:41:59.332	51.589	18.550	16.612	16.427	6	10:37:43.208	54.148	19.329	17.259	17.560
(205) Sean BABINGTON						7	10:38:35.170	51.962	18.852	16.639	16.471
1	10:33:18.711	55.255	21.110	17.364	16.781	8	10:39:27.262	52.092	19.022	16.700	16.370
2	10:34:11.841	53.130	19.519	16.954	16.657	9	10:40:19.275	52.013	18.706	16.695	16.612
3	10:35:04.187	52.346	18.860	16.882	16.604	10	10:41:11.208	51.933	18.561	16.708	16.664
4	10:35:56.256	52.069	18.794	16.770	16.505	11	10:42:02.766	51.558	18.615	16.556	16.387
5	10:36:48.745	52.489	19.226	16.839	16.424	(278) Barrie PULLINGER					
6	10:37:42.167	53.422	19.926	16.828	16.668	1	10:33:21.418	57.520	22.298	17.857	17.365
7	10:38:33.707	51.540	18.532	16.625	16.383	2	10:34:13.976	52.558	19.065	16.902	16.591
8	10:39:25.410	51.703	18.624	16.632	16.447	3	10:35:06.264	52.288	18.637	17.160	16.491
9	10:40:16.839	51.429	18.513	16.544	16.372	4	10:35:58.222	51.958	18.542	16.883	16.533
10	10:41:08.285	51.446	18.473	16.540	16.433	5	10:36:50.010	51.788	18.541	16.822	16.425
11	10:41:59.575	51.290	18.448	16.502	16.340	6	10:37:42.513	52.503	18.957	16.800	16.746
(294) Makino TADASUKE						7	10:38:36.003	53.490	19.724	17.138	16.628
1	10:33:19.306	55.925	20.951	17.891	17.083	8	10:39:28.303	52.300	19.180	16.709	16.411
2	10:34:12.315	53.009	19.051	17.026	16.932	9	10:40:19.956	51.653	18.557	16.718	16.378
3	10:35:04.826	52.511	19.069	16.885	16.557	10	10:41:11.673	51.717	18.448	16.767	16.502
4	10:35:57.555	52.729	19.306	16.773	16.650	11	10:42:03.246	51.573	18.524	16.627	16.422
5	10:36:49.297	51.742	18.616	16.676	16.450	(238) Alexandre FINKELSTEIN					
6	10:37:41.933	52.636	19.225	16.862	16.549	1	10:33:22.052	57.793	22.703	17.649	17.441
7	10:38:33.636	51.703	18.584	16.636	16.483	2	10:34:15.844	53.792	18.986	17.728	17.078
8	10:39:25.557	51.921	18.860	16.662	16.399	3	10:35:08.296	52.452	18.525	17.322	16.605
9	10:40:17.109	51.552	18.524	16.642	16.386	4	10:36:00.498	52.202	18.826	16.758	16.618
10	10:41:08.545	51.436	18.439	16.612	16.385	5	10:36:52.361	51.863	18.763	16.671	16.429
11	10:41:59.804	51.259	18.411	16.520	16.328	6	10:37:44.105	51.744	18.748	16.634	16.362
(203) Edward BRAND						7	10:38:36.063	51.958	18.581	16.884	16.493
1	10:33:19.570	55.965	21.582	17.311	17.072	8	10:39:27.716	51.653	18.667	16.602	16.384
2	10:34:12.238	52.668	18.942	16.996	16.730	9	10:40:19.140	51.424	18.541	16.561	16.322
3	10:35:04.329	52.091	18.688	16.820	16.583	10	10:41:11.041	51.901	18.535	16.698	16.668
4	10:35:56.799	52.470	18.798	16.828	16.844	11	10:42:03.302	52.261	18.966	16.604	16.691
5	10:36:48.969	52.170	18.816	16.865	16.489	(263) Henry EASTHOPE					
6	10:37:42.880	53.911	20.479	16.843	16.589	1	10:33:24.127	59.174	23.804	18.070	17.300
7	10:38:34.730	51.850	18.654	16.673	16.523	2	10:34:18.025	53.898	19.835	17.165	16.898
8	10:39:26.264	51.534	18.538	16.592	16.404	3	10:35:10.629	52.604	19.478	16.701	16.425
9	10:40:17.666	51.402	18.517	16.529	16.356	4	10:36:02.919	52.290	19.045	16.771	16.474
10	10:41:08.993	51.327	18.386	16.534	16.407	5	10:36:54.630	51.711	18.796	16.606	16.309
11	10:41:59.997	51.004	18.275	16.490	16.239	6	10:37:46.118	51.488	18.547	16.645	16.296
(260) Bas de LAAT						7	10:38:37.572	51.454	18.624	16.527	16.303
1	10:33:20.899	57.346	22.468	17.664	17.214	8	10:39:29.165	51.593	18.580	16.554	16.459
2	10:34:13.523	52.624	19.097	16.969	16.558	9	10:40:20.676	51.511	18.464	16.679	16.368
3	10:35:05.518	51.995	18.762	16.802	16.431	10	10:41:12.023	51.347	18.495	16.494	16.358
4	10:35:57.944	52.426	18.837	16.744	16.845	11	10:42:03.439	51.416	18.461	16.658	16.297
5	10:36:50.110	52.166	18.935	16.852	16.379	(218) Nicolai NIELSEN					
6	10:37:42.611	52.501	19.186	16.814	16.501	1	10:33:22.486	58.478	23.504	17.832	17.142
7	10:38:35.099	52.488	18.752	16.718	17.018	2	10:34:16.707	54.221	19.607	17.876	16.738
8	10:39:26.918	51.819	18.779	16.639	16.401	3	10:35:09.122	52.415	19.129	16.833	16.453
9	10:40:18.797	51.879	18.957	16.567	16.355	4	10:36:01.510	52.388	18.655	17.175	16.558
10	10:41:10.637	51.840	18.587	16.696	16.557	5	10:36:53.357	51.847	18.761	16.667	16.419
11	10:42:02.253	51.616	18.504	16.609	16.503	6	10:37:45.028	51.671	18.617	16.656	16.398
(211) Shaun SLAVIN						7	10:38:36.646	51.618	18.588	16.633	16.397
1	10:33:18.910	55.404	21.193	17.405	16.806	8	10:39:29.287	52.641	18.795	16.765	17.081
2	10:34:15.237	56.327	22.313	17.070	16.944	9	10:40:20.944	51.657	18.590	16.675	16.392
3	10:35:07.293	52.056	18.689	16.809	16.558	10	10:41:12.585	51.641	18.580	16.629	16.432
4	10:35:59.153	51.860	18.771	16.649	16.440	11	10:42:04.318	51.733	18.472	16.688	16.573
5	10:36:50.904	51.751	18.704	16.636	16.411	(224) Aavo TALVAR					
6	10:37:43.137	52.233	18.694	16.903	16.636	1	10:33:22.256	58.298	23.211	17.595	17.492



Rotax Euro Challenge 2012 Wackersdorf

Rotax Seniors

Wackersdorf 1,275 Km

RACE 2 Qualifying Heat 2 C-D

12.05.2012 10:30

Race (11 Laps) started at 10:32:23

Lap	Time of Day	Lap Tm	S1 Tm	S2 Tm	S3 Tm	Lap	Time of Day	Lap Tm	S1 Tm	S2 Tm	S3 Tm
2	10:34:16.244	53.988	19.619	17.514	16.855	10	10:41:15.808	51.781	18.554	16.692	16.535
3	10:35:08.630	52.386	19.016	16.752	16.618	11	10:42:07.509	51.701	18.554	16.635	16.512
4	10:36:02.136	53.506	19.541	17.410	16.555	(261) Stephane KOX					
5	10:36:54.177	52.041	18.988	16.644	16.409	1	10:33:21.520	57.649	22.791	17.485	17.373
6	10:37:45.901	51.724	18.759	16.368	16.597	2	10:34:16.126	54.606	19.339	17.121	18.146
7	10:38:37.989	52.088	19.099	16.564	16.425	3	10:35:12.793	56.667	22.951	17.140	16.576
8	10:39:29.745	51.756	18.740	16.602	16.414	4	10:36:05.070	52.277	18.731	16.927	16.619
9	10:40:21.150	51.405	18.540	16.520	16.345	5	10:36:57.123	52.053	18.789	16.757	16.507
10	10:41:12.689	51.539	18.629	16.542	16.368	6	10:37:49.309	52.186	18.895	16.847	16.444
11	10:42:04.642	51.953	18.605	16.561	16.787	7	10:38:41.137	51.828	18.764	16.647	16.417
(216) Bryan EERDEN						8	10:39:32.813	51.676	18.648	16.634	16.394
1	10:33:19.935	56.278	21.863	17.331	17.084	9	10:40:24.377	51.564	18.581	16.616	16.367
2	10:34:13.308	53.373	19.777	16.972	16.624	10	10:41:15.997	51.620	18.533	16.630	16.457
3	10:35:06.606	53.298	19.180	17.504	16.614	11	10:42:07.681	51.684	18.597	16.662	16.425
4	10:35:58.615	52.009	18.684	16.791	16.534	(237) Sten Dorian PIIRIMAGI					
5	10:36:50.658	52.043	18.857	16.663	16.523	1	10:33:23.397	58.977	24.009	17.976	16.992
6	10:37:43.279	52.621	19.044	16.986	16.591	2	10:34:18.390	54.993	20.240	17.617	17.136
7	10:38:36.351	53.072	18.930	17.085	17.057	3	10:35:11.611	53.221	19.584	17.048	16.589
8	10:39:28.903	52.552	19.229	16.767	16.556	4	10:36:03.768	52.157	18.760	16.815	16.582
9	10:40:20.408	51.505	18.547	16.550	16.408	5	10:36:56.866	53.098	19.344	16.763	16.991
10	10:41:12.172	51.764	18.516	16.569	16.679	6	10:37:49.031	52.165	18.928	16.792	16.445
11	10:42:04.722	52.550	18.591	16.791	17.168	7	10:38:40.995	51.964	18.783	16.665	16.516
(259) Nicolas PICOT						8	10:39:33.127	52.132	18.927	16.735	16.470
1	10:33:21.994	57.847	22.649	17.630	17.568	9	10:40:24.961	51.834	18.611	16.780	16.443
2	10:34:16.021	54.027	19.539	17.389	17.099	10	10:41:16.869	51.908	18.651	16.783	16.474
3	10:35:09.801	53.780	19.921	17.198	16.661	11	10:42:08.688	51.819	18.701	16.679	16.439
4	10:36:02.558	52.757	19.031	17.122	16.604	(219) Andreas BACKMAN					
5	10:36:54.791	52.233	18.767	16.757	16.709	1	10:33:21.802	58.005	22.050	18.065	17.890
6	10:37:46.748	51.957	18.789	16.806	16.362	2	10:34:15.774	53.972	19.159	17.120	17.693
7	10:38:38.723	51.975	18.899	16.669	16.407	3	10:35:08.839	53.065	19.114	16.930	17.021
8	10:39:30.589	51.866	18.779	16.734	16.353	4	10:36:02.215	53.376	19.389	17.451	16.536
9	10:40:22.397	51.808	18.781	16.602	16.425	5	10:36:55.197	52.982	19.728	16.783	16.471
10	10:41:14.207	51.810	18.719	16.681	16.410	6	10:37:47.334	52.137	18.601	17.045	16.491
11	10:42:06.048	51.841	18.707	16.682	16.452	7	10:38:39.334	52.000	18.775	16.721	16.504
(270) Santeri VARIS						8	10:39:35.228	55.894	22.577	16.860	16.457
1	10:33:22.142	58.096	22.294	17.485	18.317	9	10:40:26.980	51.752	18.644	16.686	16.422
2	10:34:19.089	56.947	19.616	19.702	17.629	10	10:41:18.872	51.892	18.570	16.840	16.482
3	10:35:11.875	52.786	19.423	16.906	16.457	11	10:42:10.592	51.720	18.595	16.668	16.457
4	10:36:03.944	52.069	18.793	16.740	16.536	(272) Jules COUSIN					
5	10:36:56.094	52.150	18.941	16.701	16.508	1	10:33:22.855	58.518	23.466	17.910	17.142
6	10:37:47.731	51.637	18.607	16.657	16.373	2	10:34:20.244	57.389	19.947	18.882	18.560
7	10:38:39.473	51.742	18.757	16.660	16.325	3	10:35:14.177	53.933	19.440	17.406	17.087
8	10:39:31.258	51.785	18.882	16.575	16.328	4	10:36:07.916	53.739	20.300	16.882	16.557
9	10:40:23.165	51.907	18.905	16.667	16.335	5	10:37:00.563	52.647	18.917	17.221	16.509
10	10:41:14.819	51.654	18.585	16.680	16.389	6	10:37:52.376	51.813	18.682	16.749	16.382
11	10:42:06.420	51.601	18.585	16.668	16.348	7	10:38:44.363	51.987	18.855	16.653	16.479
(280) Brandon NILSSON						8	10:39:36.178	51.815	18.724	16.700	16.391
1	10:33:23.181	58.630	23.509	18.123	16.998	9	10:40:27.829	51.651	18.638	16.654	16.359
2	10:34:17.913	54.732	20.253	17.303	17.176	10	10:41:19.514	51.685	18.598	16.674	16.413
3	10:35:10.688	52.775	19.110	16.890	16.775	11	10:42:11.171	51.657	18.617	16.661	16.379
4	10:36:03.272	52.584	19.140	16.898	16.546	(241) Pierre AUVRAY					
5	10:36:55.417	52.145	18.872	16.848	16.425	1	10:33:24.194	59.640	24.373	18.279	16.988
6	10:37:47.263	51.846	18.550	16.763	16.533	2	10:34:20.657	56.463	20.238	17.764	18.461
7	10:38:39.799	52.536	19.363	16.747	16.426	3	10:35:14.530	53.873	19.160	17.421	17.292
8	10:39:31.565	51.766	18.659	16.706	16.401	4	10:36:07.536	53.006	19.443	16.948	16.615
9	10:40:23.533	51.968	18.738	16.730	16.500	5	10:37:00.157	52.621	18.744	17.231	16.646
10	10:41:15.137	51.604	18.503	16.624	16.477	6	10:37:52.278	52.121	18.823	16.794	16.504
11	10:42:06.716	51.579	18.546	16.628	16.405	7	10:38:44.852	52.574	19.127	16.874	16.573
(262) Alex ENGBLOM						8	10:39:36.751	51.899	18.685	16.716	16.498
1	10:33:23.011	58.658	23.563	18.074	17.021	9	10:40:28.497	51.746	18.637	16.705	16.404
2	10:34:19.712	56.701	20.109	18.739	17.853	10	10:41:21.279	52.782	19.232	17.032	16.518
3	10:35:12.147	52.435	19.065	16.855	16.515	11	10:42:13.547	52.268	18.751	16.910	16.607
4	10:36:04.309	52.162	18.771	16.807	16.584	(279) Juuso KAUKELIN					
5	10:36:56.658	52.349	18.957	16.794	16.598	1	10:33:25.107	1:00.279	24.651	18.672	16.956
6	10:37:48.584	51.926	18.741	16.692	16.493	2	10:34:21.070	55.963	19.906	17.860	18.197
7	10:38:40.448	51.864	18.582	16.747	16.535	3	10:35:14.914	53.844	19.123	17.354	17.367
8	10:39:32.152	51.704	18.588	16.659	16.457	4	10:36:08.875	53.961	19.986	17.078	16.897
9	10:40:24.027	51.875	18.757	16.634	16.484						



Rotax Euro Challenge 2012 Wackersdorf

Rotax Seniors

Wackersdorf 1,275 Km

RACE 2 Qualifying Heat 2 C-D

12.05.2012 10:30

Race (11 Laps) started at 10:32:23

Lap	Time of Day	Lap Tm	S1 Tm	S2 Tm	S3 Tm
5	10:37:01.909	53.034	18.924	17.429	16.681
6	10:37:54.502	52.593	18.974	16.981	16.638
7	10:38:46.929	52.427	18.873	16.964	16.590
8	10:39:39.393	52.464	18.861	16.950	16.653
9	10:40:31.680	52.287	18.810	16.964	16.513
10	10:41:24.536	52.856	19.037	17.130	16.689
11	10:42:17.026	52.490	18.830	17.019	16.641

(283) Marco FORRER

1	10:33:23.877	58.611	23.425	17.965	17.221
2	10:34:20.381	56.504	20.404	17.912	18.188
3	10:35:13.814	53.433	19.123	17.262	17.048
4	10:36:07.170	53.356	19.700	16.976	16.680
5	10:37:02.496	55.326	19.028	19.320	16.978
6	10:37:55.252	52.756	19.131	16.979	16.646
7	10:38:47.768	52.516	19.158	16.789	16.569
8	10:39:40.310	52.542	19.164	16.863	16.515
9	10:40:32.889	52.579	19.117	16.756	16.706
10	10:41:25.269	52.380	18.898	16.821	16.661
11	10:42:17.411	52.142	18.790	16.686	16.666

(303) Giorgio MAGGI

1	10:33:22.757	58.577	23.157	17.714	17.706
2	10:34:20.021	57.264	21.391	17.784	18.089
3	10:35:14.652	54.631	19.101	17.735	17.795
4	10:36:08.284	53.632	19.974	17.064	16.594
5	10:37:03.778	55.494	19.874	18.456	17.164
6	10:37:57.020	53.242	18.917	16.908	17.417
7	10:38:49.408	52.388	19.008	16.832	16.548
8	10:39:42.088	52.680	19.374	16.936	16.370
9	10:40:34.206	52.118	18.777	16.790	16.551
10	10:41:26.339	52.133	18.797	16.824	16.512
11	10:42:18.155	51.816	18.555	16.829	16.432

(275) Benjamin KARLOG

1	10:33:24.663	59.606	24.188	18.633	16.785
2	10:34:21.185	56.522	20.188	17.952	18.382
3	10:35:15.030	53.845	19.740	17.087	17.018
4	10:36:09.424	54.394	20.588	17.126	16.680
5	10:37:03.463	54.039	18.909	18.168	16.962
6	10:37:56.579	53.116	18.990	16.938	17.188
7	10:38:49.054	52.475	18.904	16.920	16.651
8	10:39:41.570	52.516	19.050	16.929	16.537
9	10:40:33.742	52.172	18.784	16.781	16.607
10	10:41:26.485	52.743	19.035	16.878	16.830
11	10:42:18.595	52.110	18.660	16.914	16.536

(244) Eva BENES

1	10:33:24.376	59.536	24.217	18.387	16.932
2	10:34:21.134	56.758	20.225	17.925	18.608
3	10:35:14.788	53.654	19.241	17.035	17.378
4	10:36:07.789	53.001	19.357	16.935	16.709
5	10:37:11.745	1:03.956	18.796	28.280	16.880
6	10:38:04.220	52.475	19.119	16.775	16.581
7	10:38:56.632	52.412	19.127	16.739	16.546
8	10:39:49.025	52.393	19.047	16.813	16.533
9	10:40:41.781	52.756	19.261	16.943	16.552
10	10:41:34.210	52.429	19.142	16.742	16.545
11	10:42:27.284	53.074	18.963	16.897	17.214

(306) Kevin KEMMLING

1	10:33:22.631	58.008	23.145	17.804	17.059
2	10:34:21.039	58.408	19.787	18.131	20.490
3	10:35:17.164	56.125	20.478	18.117	17.530
4	10:36:11.763	54.599	19.667	17.581	17.351
5	10:37:06.037	54.274	19.622	17.537	17.115
6	10:38:00.260	54.223	19.625	17.400	17.198
7	10:38:54.346	54.086	19.641	17.372	17.073
8	10:39:48.417	54.071	19.558	17.440	17.073
9	10:40:42.555	54.138	19.598	17.392	17.148
10	10:41:36.428	53.873	19.395	17.307	17.171
11	10:42:30.766	54.338	19.645	17.459	17.234



Rotax Euro Challenge 2012 Wackersdorf

Rotax Seniors

Wackersdorf 1,275 Km

RACE 5 Qualifying Heat 3 A-E

12.05.2012 11:30


Race (11 Laps) started at 11:32:19

Pos	No.	Name	Nat.	Chassis	Race Team	Laps	Total Tm	Diff	Best Tm	In Lap	km/h	Points
1	240	Petr BEZEL	CZE	MS Kart	MS Kart Racing Team	11	10:24.965		52.364	3	87,656	0
2	232	James SINGLETON	GBR	CRG	Coles Racing	11	10:26.238	1.273	52.559	4	87,330	2
3	299	Philip MORIN	SWE	Alonso	Dan Holland Racing	11	10:26.341	1.376	52.131	3	88,047	3
4	212	Jiri FORMAN	GBR	MS Kart	MS Kart Racing Team	11	10:27.100	2.135	52.385	2	87,621	4
5	268	Francisco MORA	POR	FA	Cabo do Mundo Kartteam	11	10:27.804	2.839	52.500	5	87,429	5
6	243	Glenn VAN PARIJS	BEL	Zanardi	Raw Racing Team	11	10:29.256	4.291	52.530	4	87,379	6
7	223	Jacob NIELSEN	DEN	Kosmic	Star Karting	11	10:29.678	4.713	51.932	3	88,385	7
8	208	Charlie EASTWOOD	IRL	Formula K	Protrain Racing	11	10:30.261	5.296	52.391	2	87,610	8
9	286	Lukasz BARTOSZUK	POL	Praga	Uniq Racing	11	10:31.143	6.178	52.648	5	87,183	9
10	255	Moritz OBERHEIM	GER	LH Kart	Matis Motorsport	11	10:31.581	6.616	52.532	5	87,375	10
11	214	Michael COOL	BEL	Tonykart	Bouvin Power	11	10:31.633	6.668	52.156	3	88,005	11
12	271	Christopher FRIEDRICH	GER	Praga	M-Tec/Praga Racing	11	10:32.079	7.114	52.190	3	87,948	12
13	221	Jesse LAZARE	CAN	Formula K	Chapman Racing/Protrain	11	10:32.120	7.155	52.236	4	87,870	13
14	213	Thomas BENISRI	FRA	Sodikart	Win Max	11	10:32.433	7.468	52.358	2	87,666	14
15	252	Juuso PYKALAINEN	FIN	Tonykart	MPT Racing	11	10:33.270	8.305	52.270	4	87,813	15
16	267	Max RENBERG	SWE	Tonykart	Soda Kart	11	10:33.322	8.357	52.932	5	86,715	16
17	266	Petr FULIN	CZE	MS Kart	MS Kart Racing Team	11	10:34.164	9.199	52.241	3	87,862	17
18	233	Manon CHAVAGNE	NED	Topkart	Slangen Karting	11	10:34.249	9.284	52.515	5	87,404	18
19	304	Oliver NORRIS	GBR	Tonykart	RL Racing Dept Ltd	11	10:34.568	9.603	52.245	3	87,855	19
20	226	Erik STILLMANN	SWE	Sodikart	Wallberg Motorsport	11	10:34.590	9.625	52.388	4	87,615	20
21	248	Artem KOROLEV	CAN	Intrepid	Team TKP	11	10:34.718	9.753	52.474	5	87,472	21
22	250	Ludvig MORIN	SWE	Kosmic	Paul Carr Racing	11	10:40.558	15.593	52.055	3	88,176	22
23	246	Sabedin Berat TURKER	TUR	Formula K	Protrain Racing	11	10:54.747	29.782	52.667	5	87,151	23
24	302	Kevin MINIER	FRA	Tonykart	MD Competition	11	11:00.349	35.384	52.437	4	87,534	24
25	220	Mathias SMITH	DEN	Kosmic	Star Karting	10	9:50.035	1 Lap	52.062	5	88,164	25
26	254	Harrison SCOTT	GBR	Tonykart	Strawberry Racing	8	7:12.421	3 Laps	52.346	3	87,686	26
27	296	Josh HART	NZL	Birel	Kalman Motorsport	8	7:17.123	3 Laps	52.549	3	87,347	27
28	288	Cecile MARTINI	FRA	Sodikart	Martini Racing	8	7:19.971	3 Laps	52.945	5	86,694	28
Not classified												
DNS	300	Joel AFFOLTER	NED	Gillard	PDB Racing Team			DNS		0	-	31

Announcements

These results are provisional until the conclusion of any judicial and technical matters
 No. 252 + 299 + 243 warning board
 Started: 28 Classified: 28 Not classified: 0

Margin of Victory	Ø km/h	Best Lap Tm	km/h	Best Lap by
1.273	80,789	51.932	88,385	223 - Jacob NIELSEN

Timekeeping Ingrid and Meik Wagner:  Clerk of the course Nigel Edwards: www.mylaps.com
 Steward (Chairman) Horst Seidel: Chief Scrutineer Paul Klaassen: Licensed to: Motorsport Events
 Printed: 12.05.2012 11:45:51 posted at: h



Rotax Euro Challenge 2012 Wackersdorf

Rotax Seniors

Wackersdorf 1,275 Km

RACE 5 Qualifying Heat 3 A-E

12.05.2012 11:30

Race (11 Laps) started at 11:32:19

Lap	Time of Day	Lap Tm	S1 Tm	S2 Tm	S3 Tm
(240) Petr BEZEL					
1	11:33:16.381	56.211	21.918	17.239	17.054
2	11:34:09.540	53.159	19.310	16.944	16.905
3	11:35:01.904	52.364	18.920	16.856	16.588
4	11:35:54.972	53.068	19.477	16.940	16.651
5	11:36:47.768	52.796	18.881	16.885	17.030
6	11:37:41.207	53.439	19.170	17.083	17.186
7	11:38:37.861	56.654	21.265	17.796	17.593
8	11:39:35.314	57.453	20.767	18.748	17.938
9	11:40:41.644	1:06.330	21.983	21.376	22.971
10	11:41:45.991	1:04.347	22.933	20.923	20.491
11	11:42:44.427	58.436	21.008	18.828	18.600

Lap	Time of Day	Lap Tm	S1 Tm	S2 Tm	S3 Tm
(232) James SINGLETON					
1	11:33:16.537	56.216	21.010	17.239	17.967
2	11:34:11.320	54.783	20.196	17.554	17.033
3	11:35:04.076	52.756	19.215	16.885	16.656
4	11:35:56.635	52.559	19.009	16.803	16.747
5	11:36:49.405	52.770	19.207	16.850	16.713
6	11:37:42.853	53.448	19.501	17.043	16.904
7	11:38:39.286	56.433	20.886	17.822	17.725
8	11:39:36.353	57.067	20.720	18.245	18.102
9	11:40:43.983	1:07.630	21.906	21.725	23.999
10	11:41:49.039	1:05.056	24.473	20.003	20.580
11	11:42:45.700	56.661	20.567	17.877	18.217

Lap	Time of Day	Lap Tm	S1 Tm	S2 Tm	S3 Tm
(299) Philip MORIN					
1	11:33:14.220	54.408	20.619	17.163	16.626
2	11:34:06.846	52.626	18.827	16.997	16.802
3	11:34:58.977	52.131	18.790	16.788	16.553
4	11:35:51.563	52.586	18.947	16.939	16.700
5	11:36:45.234	53.671	19.410	17.275	16.986
6	11:37:40.380	55.146	19.879	17.839	17.428
7	11:38:38.189	57.809	21.763	17.954	18.092
8	11:39:36.088	57.899	20.818	18.728	18.353
9	11:40:43.174	1:07.086	21.876	21.760	23.450
10	11:41:47.730	1:04.556	23.142	20.466	20.948
11	11:42:45.803	58.073	20.973	18.448	18.652

Lap	Time of Day	Lap Tm	S1 Tm	S2 Tm	S3 Tm
(212) Jiri FORMAN					
1	11:33:15.380	55.527	20.999	17.714	16.814
2	11:34:07.765	52.385	18.925	16.861	16.599
3	11:35:00.745	52.980	19.226	16.926	16.828
4	11:35:53.332	52.587	19.168	16.842	16.577
5	11:36:45.956	52.624	19.012	16.888	16.724
6	11:37:40.620	54.664	19.592	17.631	17.441
7	11:38:38.503	57.883	22.560	17.734	17.589
8	11:39:36.022	57.519	21.047	18.409	18.063
9	11:40:45.489	1:09.467	23.459	22.768	23.240
10	11:41:50.712	1:05.223	23.742	21.319	20.162
11	11:42:46.562	55.850	20.332	17.902	17.616

Lap	Time of Day	Lap Tm	S1 Tm	S2 Tm	S3 Tm
(268) Francisco MORA					
1	11:33:17.864	57.333	22.126	18.011	17.196
2	11:34:11.196	53.332	19.062	17.499	16.771
3	11:35:04.253	53.057	19.645	16.818	16.594
4	11:35:57.120	52.867	19.366	16.805	16.696
5	11:36:49.620	52.500	19.122	16.852	16.526
6	11:37:45.573	55.953	20.771	18.389	16.793
7	11:38:41.124	55.551	20.198	17.875	17.478
8	11:39:38.698	57.574	20.851	18.713	18.010
9	11:40:46.528	1:07.830	22.979	21.267	23.584
10	11:41:51.208	1:04.680	23.017	20.771	20.892
11	11:42:47.266	56.058	20.846	17.837	17.375

Lap	Time of Day	Lap Tm	S1 Tm	S2 Tm	S3 Tm
(243) Glenn VAN PARIJS					
1	11:33:19.896	58.110	23.249	17.619	17.242
2	11:34:13.083	53.187	19.390	17.198	16.599
3	11:35:06.387	53.304	19.321	17.298	16.685
4	11:35:58.917	52.530	19.154	16.790	16.586
5	11:36:51.500	52.583	19.089	16.845	16.649
6	11:37:46.602	55.102	19.654	18.472	16.976

Lap	Time of Day	Lap Tm	S1 Tm	S2 Tm	S3 Tm
7	11:38:42.189	55.587	20.148	18.107	17.332
8	11:39:39.102	56.913	20.292	18.057	18.564
9	11:40:48.448	1:09.346	21.994	22.482	24.870
10	11:41:50.994	1:02.546	22.339	19.884	20.323
11	11:42:48.718	57.724	21.652	18.214	17.858

Lap	Time of Day	Lap Tm	S1 Tm	S2 Tm	S3 Tm
(223) Jacob NIELSEN					
1	11:33:17.696	56.673	22.035	17.463	17.175
2	11:34:10.647	52.951	19.059	17.160	16.732
3	11:35:02.579	51.932	18.615	16.754	16.563
4	11:35:55.304	52.725	19.130	16.941	16.654
5	11:36:47.653	52.349	18.695	16.948	16.706
6	11:37:41.570	53.917	19.948	17.080	16.889
7	11:38:38.877	57.307	21.473	17.613	18.221
8	11:39:37.485	58.608	20.243	20.210	18.155
9	11:40:43.912	1:06.427	21.953	21.835	22.639
10	11:41:51.789	1:07.877	25.248	22.295	20.334
11	11:42:49.140	57.351	21.052	18.725	17.574

Lap	Time of Day	Lap Tm	S1 Tm	S2 Tm	S3 Tm
(208) Charlie EASTWOOD					
1	11:33:13.793	54.331	20.158	17.452	16.721
2	11:34:06.184	52.391	18.887	16.897	16.607
3	11:34:58.599	52.415	18.877	16.909	16.629
4	11:35:51.042	52.443	18.945	16.891	16.607
5	11:36:44.154	53.112	19.026	17.088	16.998
6	11:37:39.447	55.293	19.969	17.829	17.995
7	11:38:36.897	57.450	21.219	18.407	17.824
8	11:39:35.774	58.877	21.639	19.058	18.180
9	11:40:50.366	1:14.592	25.728	21.904	26.960
10	11:41:52.851	1:02.485	22.975	19.891	19.619
11	11:42:49.723	56.872	20.729	18.328	17.815

Lap	Time of Day	Lap Tm	S1 Tm	S2 Tm	S3 Tm
(286) Lukasz BARTOSZUK					
1	11:33:18.107	56.886	22.095	17.689	17.102
2	11:34:11.583	53.476	19.179	17.465	16.832
3	11:35:05.913	54.330	20.245	17.079	17.006
4	11:35:58.592	52.679	19.122	16.837	16.720
5	11:36:51.240	52.648	18.961	16.903	16.784
6	11:37:47.003	55.763	19.735	18.791	17.237
7	11:38:43.043	56.040	20.674	18.032	17.334
8	11:39:39.180	56.137	20.190	17.827	18.120
9	11:40:48.060	1:08.880	22.849	23.254	22.777
10	11:41:51.682	1:03.622	22.734	20.521	20.367
11	11:42:50.605	58.923	21.301	19.315	18.307

Lap	Time of Day	Lap Tm	S1 Tm	S2 Tm	S3 Tm
(255) Moritz OBERHEIM					
1	11:33:19.499	57.302	22.322	17.871	17.109
2	11:34:13.764	54.265	19.630	17.661	16.974
3	11:35:06.969	53.205	18.998	17.488	16.719
4	11:35:59.575	52.606	19.002	16.851	16.753
5	11:36:52.107	52.532	18.868	16.777	16.887
6	11:37:47.066	54.959	19.466	18.230	17.263
7	11:38:41.981	54.915	20.047	17.543	17.325
8	11:39:38.928	56.947	20.216	18.173	18.558
9	11:40:48.011	1:09.083	22.001	22.871	24.211
10	11:41:51.314	1:03.303	23.084	20.056	20.163
11	11:42:51.043	59.729	21.557	20.103	18.069

Lap	Time of Day	Lap Tm	S1 Tm	S2 Tm	S3 Tm
(214) Michael COOL					
1	11:33:14.464	54.808	20.917	17.247	16.644
2	11:34:07.196	52.732	18.847	16.880	16.974
3	11:34:59.352	52.156	18.695	16.815	16.646
4	11:35:51.665	52.313	18.771	16.943	16.599
5	11:36:44.715	53.050	19.015	17.135	16.900
6	11:37:40.056	55.341	19.776	18.192	17.373
7	11:38:46.089	1:06.033	31.558	17.540	16.935
8	11:39:40.939	54.850	19.584	17.628	17.638
9	11:40:49.202	1:08.263	21.289	23.423	23.551
10	11:41:53.659	1:04.457	23.749	20.365	20.343
11	11:42:51.095	57.436	21.019	18.802	17.615

Lap	Time of Day	Lap Tm	S1 Tm	S2 Tm	S3 Tm
(271) Christopher FRIEDRICH					
1	11:33:16.448	55.903	21.738	17.271	16.894

Timekeeping Ingrid and Meik Wagner:

Clerk of the course Nigel Edwards:

www.mylaps.com

Steward (Chairman) Horst Seidel:

Chief Scrutineer Paul Klaassen:

Licensed to: Motorsport Events

Printed: 12.05.2012 11:47:14

posted at:

h

Page 1/3



Rotax Euro Challenge 2012 Wackersdorf

Rotax Seniors

Wackersdorf 1,275 Km

RACE 5 Qualifying Heat 3 A-E

12.05.2012 11:30

Race (11 Laps) started at 11:32:19

Lap	Time of Day	Lap Tm	S1 Tm	S2 Tm	S3 Tm	Lap	Time of Day	Lap Tm	S1 Tm	S2 Tm	S3 Tm
2	11:34:09.883	53.435	19.653	16.927	16.855	10	11:41:53.933	1:06.480	22.967	21.580	21.933
3	11:35:02.073	52.190	18.330	17.282	16.578	11	11:42:53.626	59.693	22.378	18.756	18.559
4	11:35:55.374	53.301	19.418	17.033	16.850						
5	11:36:47.957	52.583	18.461	17.317	16.805						
6	11:37:41.635	53.678	19.461	17.062	17.155	(233) Manon CHAVAGNE					
7	11:38:38.610	56.975	20.960	17.846	18.169	1	11:33:19.303	58.157	22.610	17.552	17.995
8	11:39:36.155	57.545	20.658	18.850	18.037	2	11:34:14.021	54.718	19.624	18.058	17.036
9	11:40:47.867	1:11.712	22.406	23.406	25.900	3	11:35:07.226	53.205	19.229	17.217	16.759
10	11:41:52.517	1:04.650	22.701	21.134	20.815	4	11:36:00.497	53.271	19.490	16.998	16.783
11	11:42:51.541	59.024	21.580	19.666	17.778	5	11:36:53.012	52.515	18.963	16.950	16.602
						6	11:37:48.046	55.034	19.820	17.765	17.449
(221) Jesse LAZARE						7	11:38:43.456	55.410	20.363	17.484	17.563
1	11:33:14.010	54.289	20.385	17.243	16.661	8	11:39:39.546	56.090	20.436	17.731	17.923
2	11:34:07.634	53.624	18.892	17.036	17.696	9	11:40:48.360	1:08.814	22.328	22.851	23.635
3	11:35:00.097	52.463	19.072	16.808	16.583	10	11:41:53.228	1:04.868	23.747	20.532	20.589
4	11:35:52.333	52.236	18.700	16.889	16.647	11	11:42:53.711	1:00.483	22.449	19.218	18.816
5	11:36:45.561	53.228	19.050	17.043	17.135	(304) Oliver NORRIS					
6	11:37:40.260	54.699	19.648	17.758	17.293	1	11:33:16.357	55.924	21.381	17.103	17.440
7	11:38:40.945	1:00.685	24.425	18.518	17.742	2	11:34:10.014	53.657	19.508	16.920	17.229
8	11:39:38.424	57.479	20.751	18.228	18.500	3	11:35:02.259	52.245	18.849	16.836	16.560
9	11:40:49.448	1:11.024	22.465	22.808	25.751	4	11:35:55.593	53.334	19.569	17.053	16.712
10	11:41:52.445	1:02.997	23.079	19.774	20.144	5	11:36:48.644	53.051	19.353	17.052	16.646
11	11:42:51.582	59.137	21.746	19.447	17.944	6	11:37:42.544	53.900	20.031	17.065	16.804
(213) Thomas BENISRI						7	11:38:39.463	56.919	21.137	17.722	18.060
1	11:33:15.833	55.870	21.543	17.249	17.078	8	11:39:36.645	57.182	21.072	18.221	17.889
2	11:34:08.191	52.358	18.805	17.002	16.551	9	11:40:49.647	1:13.002	21.963	24.116	26.923
3	11:35:00.670	52.479	18.903	16.963	16.613	10	11:41:54.591	1:04.944	23.073	20.107	21.764
4	11:35:53.769	53.099	19.581	16.906	16.612	11	11:42:54.030	59.439	21.547	18.915	18.977
5	11:36:46.317	52.548	18.878	16.944	16.726	(226) Erik STILLMANN					
6	11:37:40.754	54.437	19.392	17.615	17.430	1	11:33:19.052	57.677	22.873	17.535	17.269
7	11:38:39.385	58.631	22.829	18.356	17.446	2	11:34:12.528	53.476	19.583	17.071	16.822
8	11:39:36.739	57.354	21.588	18.199	17.567	3	11:35:05.810	53.282	19.522	17.061	16.699
9	11:40:49.449	1:12.710	22.475	25.976	24.259	4	11:35:58.198	52.388	18.893	16.856	16.639
10	11:41:52.608	1:03.159	23.191	20.355	19.613	5	11:36:50.605	52.407	18.913	16.863	16.631
11	11:42:51.895	59.287	21.712	19.616	17.959	6	11:37:46.008	55.403	19.956	18.697	16.750
(252) Juuso PYKALAINEN						7	11:38:41.296	55.288	20.160	17.832	17.296
1	11:33:18.968	58.112	23.067	17.630	17.415	8	11:39:38.481	57.185	20.530	18.226	18.429
2	11:34:12.116	53.148	19.149	17.175	16.824	9	11:40:48.548	1:10.067	22.903	22.619	24.545
3	11:35:04.601	52.485	19.135	16.810	16.540	10	11:41:51.953	1:03.405	23.070	20.230	20.105
4	11:35:56.871	52.270	18.785	16.769	16.716	11	11:42:54.052	1:02.099	23.987	19.413	18.699
5	11:36:49.685	52.814	18.807	17.226	16.781	(248) Artem KOROLEV					
6	11:37:43.649	53.964	20.136	17.110	16.718	1	11:33:20.174	58.129	22.946	17.884	17.299
7	11:38:40.525	56.876	20.539	18.456	17.881	2	11:34:14.370	54.196	19.516	17.183	17.497
8	11:39:37.789	57.264	20.764	18.019	18.481	3	11:35:08.312	53.942	19.148	17.790	17.004
9	11:40:48.747	1:10.958	21.810	22.534	26.614	4	11:36:00.925	52.613	19.118	16.808	16.687
10	11:41:52.499	1:03.752	23.587	19.776	20.389	5	11:36:53.399	52.474	18.962	16.819	16.693
11	11:42:52.732	1:00.233	22.533	19.079	18.621	6	11:37:47.422	54.023	19.316	17.431	17.276
(267) Max RENBERG						7	11:38:42.750	55.328	20.478	17.330	17.520
1	11:33:20.078	58.163	22.869	17.733	17.561	8	11:39:39.063	56.313	20.196	18.020	18.097
2	11:34:14.979	54.901	19.813	17.367	17.721	9	11:40:59.492	1:20.429	21.452	21.889	37.088
3	11:35:08.177	53.198	19.398	17.064	16.736	10	11:41:59.350	59.858	21.649	18.694	19.515
4	11:36:02.148	53.971	19.700	17.558	16.713	11	11:42:54.180	54.830	19.984	17.614	17.232
5	11:36:55.080	52.932	19.068	17.130	16.734	(250) Ludvig MORIN					
6	11:37:49.177	54.097	19.782	17.389	16.926	1	11:33:15.146	54.915	20.909	17.268	16.738
7	11:38:44.967	55.790	20.159	17.848	17.783	2	11:34:07.577	52.431	18.756	16.833	16.842
8	11:39:41.289	56.322	20.760	17.791	17.771	3	11:34:59.632	52.055	18.714	16.837	16.504
9	11:40:50.266	1:08.977	21.718	22.597	24.662	4	11:35:51.744	52.112	18.767	16.833	16.512
10	11:41:53.372	1:03.106	23.133	20.049	19.924	5	11:36:44.994	53.250	19.417	16.943	16.890
11	11:42:52.784	59.412	22.005	18.861	18.546	6	11:37:39.871	54.877	19.880	17.610	17.387
(266) Petr FULIN						7	11:38:37.209	57.338	21.596	18.040	17.702
1	11:33:17.414	56.719	22.239	17.446	17.034	8	11:39:34.401	57.192	20.785	18.531	17.876
2	11:34:11.029	53.615	19.162	17.176	17.277	9	11:41:04.685	1:30.284	22.059	44.402	23.823
3	11:35:03.270	52.241	18.721	16.836	16.684	10	11:42:04.617	59.932	21.566	19.498	18.868
4	11:35:55.719	52.449	18.883	16.993	16.573	11	11:43:00.020	55.403	19.752	17.870	17.781
5	11:36:48.493	52.774	19.116	16.919	16.739	(246) Sabedin Berat TURKER					
6	11:37:42.396	53.903	19.784	17.187	16.932	1	11:33:18.332	57.892	22.040	17.730	18.122
7	11:38:39.540	57.144	20.983	17.777	18.384	2	11:34:12.254	53.922	19.533	17.195	17.194
8	11:39:38.652	59.112	21.363	18.577	19.172	3	11:35:06.749	54.495	20.293	17.431	16.771
9	11:40:47.453	1:08.801	22.290	23.236	23.275	4	11:36:00.072	53.323	19.457	16.906	16.960

Timekeeping Ingrid and Meik Wagner:

Clerk of the course Nigel Edwards:

www.mylaps.com

Steward (Chairman) Horst Seidel:

Chief Scrutineer Paul Klaassen:

Licensed to: Motorsport Events



Rotax Euro Challenge 2012 Wackersdorf

Rotax Seniors

Wackersdorf 1,275 Km

RACE 5 Qualifying Heat 3 A-E

12.05.2012 11:30

Race (11 Laps) started at 11:32:19

Lap	Time of Day	Lap Tm	S1 Tm	S2 Tm	S3 Tm
5	11:36:52.739	52.667	19.032	16.946	16.689
6	11:37:49.196	56.457	19.299	18.298	18.860
7	11:38:45.076	55.880	20.408	17.475	17.997
8	11:39:41.397	56.321	20.246	17.642	18.433
9	11:41:18.734	1:37.337	21.005	21.934	54.398
10	11:42:18.533	59.799	21.868	18.984	18.947
11	11:43:14.209	55.676	19.884	18.296	17.496

(302) Kevin MINIER

1	11:33:19.159	57.169	22.492	17.570	17.107
2	11:34:12.349	53.190	19.309	17.099	16.782
3	11:35:05.121	52.772	19.222	16.858	16.692
4	11:35:57.558	52.437	18.874	16.818	16.745
5	11:36:50.118	52.560	18.905	16.903	16.752
6	11:37:45.338	55.220	20.634	17.746	16.840
7	11:38:40.450	55.112	20.066	17.735	17.311
8	11:39:38.158	57.708	20.693	18.481	18.534
9	11:40:51.124	1:12.966	22.512	26.393	24.061
10	11:42:11.659	1:20.535	24.516	32.364	23.655
11	11:43:19.811	1:08.152	24.732	21.853	21.567

(220) Mathias SMITH

1	11:33:20.629	59.570	22.398	17.729	19.443
2	11:34:14.567	53.938	19.379	17.198	17.361
3	11:35:07.310	52.743	19.077	17.099	16.567
4	11:35:59.871	52.561	19.170	16.800	16.591
5	11:36:51.933	52.062	18.778	16.705	16.579
6	11:37:47.301	55.368	19.383	18.601	17.384
7	11:38:42.632	55.331	19.999	17.329	18.003
8	11:39:39.321	56.689	20.064	18.571	18.054
9	11:40:54.032	1:14.711	21.580	29.070	24.061
10	11:42:09.497	1:15.465	26.165	24.752	24.548

(254) Harrison SCOTT

1	11:33:13.639	54.043	20.289	17.071	16.683
2	11:34:06.018	52.379	18.840	16.893	16.646
3	11:34:58.364	52.346	18.830	16.850	16.666
4	11:35:50.817	52.453	18.962	16.866	16.625
5	11:36:43.704	52.887	18.967	17.014	16.906
6	11:37:38.400	54.696	19.656	17.659	17.381
7	11:38:34.602	56.202	20.622	18.015	17.565
8	11:39:31.883	57.281	20.938	18.552	17.791

(296) Josh HART

1	11:33:14.974	54.824	20.820	17.228	16.776
2	11:34:08.403	53.429	19.481	17.030	16.918
3	11:35:00.952	52.549	18.888	17.025	16.636
4	11:35:53.548	52.596	19.087	16.906	16.603
5	11:36:46.223	52.675	18.974	16.905	16.796
6	11:37:41.138	54.915	19.838	17.419	17.658
7	11:38:39.019	57.881	22.402	17.750	17.729
8	11:39:36.585	57.566	21.140	18.296	18.130

(288) Cecile MARTINI

1	11:33:20.495	58.194	22.888	18.002	17.304
2	11:34:14.884	54.389	19.796	17.218	17.375
3	11:35:08.514	53.630	19.644	17.125	16.861
4	11:36:01.489	52.975	19.407	17.020	16.548
5	11:36:54.434	52.945	19.018	17.191	16.736
6	11:37:48.311	53.877	19.387	17.147	17.343
7	11:38:43.347	55.036	20.316	17.538	17.182
8	11:39:39.433	56.086	20.055	18.004	18.027

Timekeeping Ingrid and Meik Wagner:

Clerk of the course Nigel Edwards:

Steward (Chairman) Horst Seidel:

Chief Scrutineer Paul Klaassen:

www.mylaps.com

Licensed to: Motorsport Events



Rotax Euro Challenge 2012 Wackersdorf

Rotax Seniors

Wackersdorf 1,275 Km

RACE 6 Qualifying Heat 4 B-C **-NEW-**

12.05.2012 11:50


Race (11 Laps) started at 11:52:13

Pos	No.	Name	Nat.	Chassis	Race Team	Laps	Total Tm	Diff	Best Tm	In Lap	km/h	Points
1	222	Pierce LEHANE	AUS	Alonso	Dan Holland Racing	11	9:32.519		51.624	11	88,912	0
2	234	Ash HAND	GBR	Tonykart	Strawberry Racing	11	9:33.384	0.865	51.557	9	89,028	2
3	236	Andy KING	GBR	Tonykart	Strawberry Racing	11	9:33.599	1.080	51.641	9	88,883	3
4	269	John FRIBERG	SWE	Tonykart	Soda Kart	11	9:34.654	2.135	51.541	11	89,055	4
5	260	Bas de LAAT	NED	Gillard	PDB Racing Team	11	9:35.169	2.650	51.616	11	88,926	5
6	205	Sean BABINGTON	GBR	Alonso	Dan Holland Racing	11	9:35.421	2.902	51.379	10	89,336	6
7	216	Bryan EERDEN	NED	Gillard	PDB Racing Team	11	9:35.964	3.445	51.610	9	88,936	7
8	207	Ferenc KANCSAR	AUT	Birel	Kalman Motorsport	11	9:38.030	5.511	51.520	11	89,092	8
9	224	Aavo TALVAR	EST	Intrepid	Talvar Racing	11	9:38.388	5.869	51.557	11	89,028	9
10	217	Glen VAN DROOGENBROEC	BEL	Tonykart	Bouvin Power	11	9:39.098	6.579	51.749	11	88,697	10
11	272	Jules COUSIN	FRA	FA Kart	DSS Kart	11	9:42.895	10.376	51.878	7	88,477	11
12	225	Jeremie LESOUDIER	FRA	Kosmic	PKS	11	9:44.770	12.251	51.737	7	88,718	12
13	261	Stephane KOX	NED	Formula K	Formula K Europe	11	9:44.971	12.452	51.844	10	88,535	13
14	230	Charlie TURNER	GBR	CRG	Coles Racing	11	9:45.207	12.688	51.843	10	88,537	14
15	259	Nicolas PICOT	FRA	Sodikart	Kart Pro Racing	11	9:46.248	13.729	52.273	9	87,808	15
16	301	Jonathan JOHANSSON	SWE	Gillard	PDB Racing Team	11	9:48.612	16.093	51.913	9	88,417	16
17	258	Mikkel JOHNSEN	DEN	Intrepid	DMT Racing	11	9:50.838	18.319	51.729	10	88,732	17
18	244	Eva BENES	FRA	Kosmic	PKS	11	9:52.745	20.226	52.145	11	88,024	18
19	237	Sten Dorian PIIRIMAGI	EST	Tonykart	Aix Racing Team	11	9:52.955	20.436	52.047	11	88,190	19
20	275	Benjamin KARLOG	DEN	Tonykart	RS Competition	11	9:53.581	21.062	52.372	11	87,642	20
21	293	Sandor JAKAB	SVK	Birel	Kalman Motorsport	11	9:54.858	22.339	51.697	6	88,787	21
22	245	Hubert PETIT	FRA	Sodikart	Sodikart Junior Team	11	9:56.978	24.459	51.644	11	88,878	22
23	284	Oliver MYERS	GBR	Tonykart	Coles Racing	11	10:00.946	28.427	52.244	6	87,857	23
24	270	Santeri VARIS	FIN	Tonykart	JTL Racing	11	10:00.979	28.460	52.032	4	88,215	24
25	227	Matija JURKOVIC	SLO	Formula K	MLM Racing KK	11	10:01.063	28.544	52.395	10	87,604	25
26	242	Miroslav KOVAR	CZE	MS Kart	MS Kart Racing Team	11	10:01.477	28.958	53.217	9	86,251	26
27	241	Pierre AUVRAY	FRA	FA Kart	DSS Kart	8	7:24.005	3 Laps	52.511	7	87,410	27
28	306	Kevin KEMMLING	GER	Formula K	Kartschmie.de	3	2:52.953	8 Laps	54.102	2	84,840	28
29	257	Ebba GRANDIN	SWE	Kosmic	Soda Kart	1	1:27.520	10 Laps	1:25.637	1	53,598	29

Announcements

These results are provisional until the conclusion of any judicial and technical matters
 No. 293 warning board
 Started: 29 Classified: 29 Not classified: 0
 No. 293 time penalty 10 sec. / reason unfair driving
 No. 245 time penalty 10 sec. / reason unfair driving

Margin of Victory	Ø km/h	Best Lap Tm	km/h	Best Lap by
0.865	88,189	51.379	89,336	205 - Sean BABINGTON

Timekeeping Ingrid and Meik Wagner:  Clerk of the course Nigel Edwards: www.mylaps.com
 Steward (Chairman) Horst Seidel: Chief Scrutineer Paul Klaassen: Licensed to: Motorsport Events
 Printed: 12.05.2012 13:46:56 posted at: h



Rotax Euro Challenge 2012 Wackersdorf

Rotax Seniors

Wackersdorf 1,275 Km

RACE 6 Qualifying Heat 4 B-C

12.05.2012 11:50

Race (11 Laps) started at 11:52:13

Lap	Time of Day	Lap Tm	S1 Tm	S2 Tm	S3 Tm	Lap	Time of Day	Lap Tm	S1 Tm	S2 Tm	S3 Tm
(222) Pierce LEHANE						7	11:58:22.748	51.438	18.477	16.575	16.386
1	11:53:06.425	53.179	19.646	16.904	16.629	8	11:59:14.287	51.539	18.435	16.725	16.379
2	11:53:59.170	52.745	18.961	17.049	16.735	9	12:00:05.851	51.564	18.599	16.537	16.428
3	11:54:51.487	52.317	18.936	16.821	16.560	10	12:00:57.230	51.379	18.413	16.615	16.351
4	11:55:43.623	52.136	18.850	16.810	16.476	11	12:01:48.667	51.437	18.565	16.534	16.338
5	11:56:35.557	51.934	18.756	16.723	16.455	(216) Bryan EERDEN					
6	11:57:27.302	51.745	18.664	16.669	16.412	1	11:53:08.060	54.433	20.710	17.082	16.641
7	11:58:19.004	51.702	18.656	16.654	16.392	2	11:54:01.331	53.271	19.542	17.076	16.653
8	11:59:10.669	51.665	18.635	16.579	16.451	3	11:54:54.211	52.880	19.170	17.113	16.597
9	12:00:02.503	51.834	18.783	16.608	16.443	4	11:55:46.382	52.171	18.843	16.792	16.536
10	12:00:54.141	51.638	18.602	16.618	16.418	5	11:56:38.401	52.019	18.771	16.702	16.546
11	12:01:45.765	51.624	18.623	16.617	16.384	6	11:57:30.377	51.976	18.794	16.688	16.494
(234) Ash HAND						7	11:58:22.145	51.768	18.746	16.601	16.421
1	11:53:07.586	53.989	20.346	16.948	16.695	8	11:59:13.834	51.689	18.626	16.632	16.431
2	11:54:00.121	52.535	18.774	17.075	16.686	9	12:00:05.444	51.610	18.576	16.627	16.407
3	11:54:52.108	51.987	18.743	16.774	16.470	10	12:00:57.095	51.651	18.616	16.609	16.426
4	11:55:44.450	52.342	18.681	16.864	16.797	11	12:01:49.210	52.115	18.972	16.691	16.452
5	11:56:36.422	51.972	18.799	16.686	16.487	(207) Ferenc KANCSAR					
6	11:57:28.214	51.792	18.656	16.688	16.448	1	11:53:10.537	56.627	22.046	17.495	17.086
7	11:58:19.869	51.655	18.551	16.633	16.471	2	11:54:04.782	54.245	19.480	17.223	17.542
8	11:59:11.524	51.655	18.654	16.643	16.358	3	11:54:57.247	52.465	19.078	16.836	16.551
9	12:00:03.081	51.557	18.609	16.587	16.361	4	11:55:49.591	52.344	18.933	16.990	16.421
10	12:00:54.888	51.807	18.648	16.647	16.512	5	11:56:41.321	51.730	18.588	16.711	16.431
11	12:01:46.630	51.742	18.612	16.654	16.476	6	11:57:32.848	51.527	18.554	16.616	16.357
(236) Andy KING						7	11:58:24.455	51.607	18.589	16.654	16.364
1	11:53:06.932	53.565	19.919	16.985	16.661	8	11:59:16.274	51.819	18.817	16.675	16.327
2	11:53:59.589	52.657	19.020	16.970	16.667	9	12:00:08.083	51.809	18.465	16.622	16.722
3	11:54:51.777	52.188	18.886	16.797	16.505	10	12:00:59.756	51.673	18.650	16.603	16.420
4	11:55:44.279	52.502	18.792	17.037	16.673	11	12:01:51.276	51.520	18.546	16.593	16.381
5	11:56:36.219	51.940	18.746	16.688	16.506	(224) Aavo TALVAR					
6	11:57:27.907	51.688	18.649	16.627	16.412	1	11:53:10.783	56.813	22.548	17.243	17.022
7	11:58:19.603	51.696	18.619	16.651	16.426	2	11:54:04.699	53.916	19.540	17.175	17.201
8	11:59:11.304	51.701	18.712	16.566	16.423	3	11:54:56.940	52.241	19.000	16.693	16.548
9	12:00:02.945	51.641	18.614	16.612	16.415	4	11:55:49.269	52.329	19.008	16.821	16.500
10	12:00:54.959	52.014	18.565	16.626	16.823	5	11:56:41.088	51.819	18.737	16.652	16.430
11	12:01:46.845	51.886	18.719	16.702	16.465	6	11:57:32.660	51.572	18.631	16.537	16.404
(269) John FRIBERG						7	11:58:24.835	52.175	19.041	16.697	16.437
1	11:53:08.958	55.245	21.378	17.160	16.707	8	11:59:16.518	51.683	18.739	16.549	16.395
2	11:54:01.664	52.706	18.926	17.163	16.617	9	12:00:08.259	51.741	18.620	16.581	16.540
3	11:54:53.905	52.241	18.780	16.941	16.520	10	12:01:00.077	51.818	18.840	16.611	16.367
4	11:55:45.896	51.991	18.707	16.790	16.494	11	12:01:51.634	51.557	18.618	16.533	16.406
5	11:56:37.723	51.827	18.641	16.715	16.471	(217) Glen VAN DROOGENBROECK					
6	11:57:29.623	51.900	18.651	16.811	16.438	1	11:53:08.716	55.019	21.207	17.175	16.637
7	11:58:21.375	51.752	18.590	16.786	16.376	2	11:54:02.465	53.749	19.294	17.336	17.119
8	11:59:13.151	51.776	18.638	16.749	16.389	3	11:54:55.743	53.278	19.887	16.975	16.416
9	12:00:04.799	51.648	18.567	16.665	16.416	4	11:55:48.197	52.454	18.927	16.770	16.757
10	12:00:56.359	51.560	18.552	16.633	16.375	5	11:56:40.106	51.909	18.581	16.777	16.551
11	12:01:47.900	51.541	18.525	16.630	16.386	6	11:57:31.948	51.842	18.709	16.697	16.436
(260) Bas de LAAT						7	11:58:23.757	51.809	18.617	16.745	16.447
1	11:53:07.886	54.388	20.630	17.108	16.650	8	11:59:15.783	52.026	18.859	16.678	16.489
2	11:54:00.576	52.690	19.093	17.014	16.583	9	12:00:08.170	52.387	18.672	16.737	16.978
3	11:54:52.884	52.308	18.825	16.853	16.630	10	12:01:00.595	52.425	19.219	16.780	16.426
4	11:55:45.375	52.491	18.864	17.025	16.602	11	12:01:52.344	51.749	18.635	16.687	16.427
5	11:56:37.468	52.093	18.788	16.776	16.529	(272) Jules COUSIN					
6	11:57:29.412	51.944	18.728	16.733	16.483	1	11:53:12.678	58.259	23.115	17.950	17.194
7	11:58:21.648	52.236	18.939	16.835	16.462	2	11:54:06.067	53.389	19.417	17.015	16.957
8	11:59:13.398	51.750	18.691	16.649	16.410	3	11:54:58.800	52.733	19.001	16.794	16.938
9	12:00:05.130	51.732	18.653	16.642	16.437	4	11:55:51.492	52.692	19.217	16.931	16.544
10	12:00:56.799	51.669	18.613	16.619	16.437	5	11:56:43.661	52.169	18.724	16.616	16.829
11	12:01:48.415	51.616	18.594	16.592	16.430	6	11:57:35.799	52.138	18.958	16.668	16.512
(205) Sean BABINGTON						7	11:58:27.677	51.878	18.803	16.618	16.457
1	11:53:10.607	57.235	22.884	17.365	16.986	8	11:59:19.817	52.140	18.958	16.694	16.488
2	11:54:04.206	53.599	19.579	17.180	16.840	9	12:00:11.832	52.015	18.790	16.718	16.507
3	11:54:56.314	52.108	18.753	16.872	16.483	10	12:01:04.003	52.171	18.787	16.858	16.526
4	11:55:48.052	51.738	18.648	16.690	16.400	11	12:01:56.141	52.138	18.838	16.733	16.567
5	11:56:39.712	51.660	18.502	16.683	16.475	(225) Jeremie LESOUDIER					
6	11:57:31.310	51.598	18.527	16.699	16.372	1	11:53:11.790	57.638	23.104	17.725	16.809



Rotax Euro Challenge 2012 Wackersdorf

Rotax Seniors

Wackersdorf 1,275 Km

RACE 6 Qualifying Heat 4 B-C

12.05.2012 11:50

Race (11 Laps) started at 11:52:13

Lap	Time of Day	Lap Tm	S1 Tm	S2 Tm	S3 Tm	Lap	Time of Day	Lap Tm	S1 Tm	S2 Tm	S3 Tm
2	11:54:05.207	53.417	19.037	17.013	17.367	10	12:01:08.580	51.650	18.778	16.488	16.384
3	11:54:59.182	53.975	19.455	17.007	17.513	11	12:02:00.224	51.644	18.812	16.480	16.352
4	11:55:52.099	52.917	19.403	16.973	16.541	(301) Jonathan JOHANSSON					
5	11:56:44.090	51.991	18.713	16.750	16.528	1	11:53:07.783	54.271	20.209	17.249	16.813
6	11:57:36.781	52.691	19.156	16.771	16.764	2	11:54:02.356	54.573	19.967	17.269	17.337
7	11:58:28.518	51.737	18.566	16.733	16.438	3	11:54:54.874	52.518	18.942	16.947	16.629
8	11:59:20.794	52.276	19.089	16.764	16.423	4	11:55:47.138	52.264	18.929	16.856	16.479
9	12:00:13.576	52.782	19.216	16.934	16.632	5	11:56:39.149	52.011	18.750	16.720	16.541
10	12:01:05.571	51.995	18.735	16.716	16.544	6	11:57:31.074	51.925	18.767	16.700	16.458
11	12:01:58.016	52.445	18.874	16.841	16.730	7	11:58:23.283	52.209	18.967	16.714	16.528
(293) Sandor JAKAB						8	11:59:25.763	1:02.480	29.040	16.952	16.488
1	11:53:09.225	55.395	21.422	17.262	16.711	9	12:00:17.676	51.913	18.835	16.664	16.414
2	11:54:02.602	53.377	18.963	17.347	17.067	10	12:01:09.711	52.035	18.799	16.814	16.422
3	11:54:55.637	53.035	19.388	17.036	16.611	11	12:02:01.858	52.147	18.981	16.728	16.438
4	11:55:47.598	51.961	18.711	16.773	16.477	(258) Mikkel JOHNSEN					
5	11:56:39.859	52.261	18.686	17.091	16.484	1	11:53:16.438	1:02.358	27.436	17.753	17.169
6	11:57:31.556	51.697	18.604	16.725	16.368	2	11:54:14.181	57.743	19.943	17.969	19.831
7	11:58:23.384	51.828	18.722	16.737	16.369	3	11:55:06.590	52.409	18.930	16.895	16.584
8	11:59:20.521	57.137	23.813	16.840	16.484	4	11:55:58.616	52.026	18.818	16.712	16.496
9	12:00:13.979	53.458	19.871	16.983	16.604	5	11:56:50.623	52.007	18.793	16.706	16.508
10	12:01:05.749	51.770	18.567	16.766	16.437	6	11:57:42.764	52.141	18.703	16.682	16.756
11	12:01:58.104	52.355	18.857	16.849	16.649	7	11:58:35.981	53.217	19.050	16.892	17.275
(261) Stephane KOX						8	11:59:28.252	52.271	19.089	16.601	16.581
1	11:53:10.354	56.531	21.709	17.749	17.073	9	12:00:20.497	52.245	18.606	16.983	16.656
2	11:54:05.107	54.753	19.575	17.187	17.991	10	12:01:12.226	51.729	18.699	16.615	16.415
3	11:54:58.986	53.879	19.449	16.976	17.454	11	12:02:04.084	51.858	18.795	16.637	16.426
4	11:55:51.864	52.878	19.481	16.889	16.508	(244) Eva BENES					
5	11:56:43.877	52.013	18.681	16.770	16.562	1	11:53:14.442	58.762	22.166	19.450	17.146
6	11:57:36.523	52.646	19.182	16.713	16.751	2	11:54:08.198	53.756	19.604	17.347	16.805
7	11:58:28.396	51.873	18.634	16.741	16.498	3	11:55:01.370	53.172	19.420	17.057	16.695
8	11:59:20.697	52.301	19.024	16.793	16.484	4	11:55:54.234	52.864	19.104	16.993	16.767
9	12:00:14.319	53.622	19.580	16.952	17.090	5	11:56:48.342	54.108	19.849	17.446	16.813
10	12:01:06.163	51.844	18.628	16.763	16.453	6	11:57:42.065	53.723	19.284	17.350	17.089
11	12:01:58.217	52.054	18.765	16.737	16.552	7	11:58:35.898	53.833	19.202	17.205	17.426
(230) Charlie TURNER						8	11:59:28.658	52.760	19.344	16.798	16.618
1	11:53:13.858	58.458	23.105	18.334	17.019	9	12:00:21.082	52.424	18.859	16.807	16.758
2	11:54:06.958	53.100	19.151	17.100	16.849	10	12:01:13.846	52.764	18.955	17.112	16.657
3	11:55:00.188	53.230	19.665	16.923	16.642	11	12:02:05.991	52.145	18.902	16.710	16.533
4	11:55:53.193	53.005	18.853	17.356	16.796	(237) Sten Dorian PIIRIMAGI					
5	11:56:45.297	52.104	18.915	16.658	16.531	1	11:53:16.359	1:01.857	27.345	17.597	16.915
6	11:57:37.198	51.901	18.802	16.552	16.547	2	11:54:10.018	53.659	19.764	17.236	16.659
7	11:58:29.545	52.347	18.774	16.838	16.735	3	11:55:02.722	52.704	19.078	16.891	16.735
8	11:59:21.807	52.262	18.920	16.801	16.541	4	11:55:55.136	52.414	18.856	16.892	16.666
9	12:00:14.482	52.675	18.851	16.903	16.921	5	11:56:48.269	53.133	19.159	17.078	16.896
10	12:01:06.325	51.843	18.786	16.645	16.412	6	11:57:42.324	54.055	19.128	17.394	17.533
11	12:01:58.453	52.128	18.737	16.943	16.448	7	11:58:35.835	53.511	19.098	17.161	17.252
(259) Nicolas PICOT						8	11:59:28.534	52.699	19.002	16.724	16.973
1	11:53:10.252	56.102	21.481	17.475	17.146	9	12:00:21.243	52.709	18.773	16.879	17.057
2	11:54:03.271	53.019	19.038	17.176	16.805	10	12:01:14.154	52.911	18.957	17.129	16.825
3	11:54:56.719	53.448	19.248	17.504	16.696	11	12:02:06.201	52.047	18.749	16.769	16.529
4	11:55:50.661	53.942	19.592	17.695	16.655	(275) Benjamin KARLOG					
5	11:56:43.729	53.068	18.997	16.881	17.190	1	11:53:14.193	58.364	22.476	18.359	17.529
6	11:57:36.853	53.124	19.042	16.885	17.197	2	11:54:07.446	53.253	19.192	17.218	16.843
7	11:58:29.747	52.894	18.854	16.877	17.163	3	11:55:00.940	53.494	19.748	17.115	16.631
8	11:59:22.566	52.819	19.158	17.084	16.577	4	11:55:53.998	53.058	19.240	16.980	16.838
9	12:00:14.839	52.273	18.939	16.789	16.545	5	11:56:48.169	54.171	19.446	17.731	16.994
10	12:01:07.140	52.301	19.005	16.819	16.477	6	11:57:41.951	53.782	19.043	17.469	17.270
11	12:01:59.494	52.354	18.884	16.892	16.578	7	11:58:35.147	53.196	19.144	17.226	16.826
(245) Hubert PETIT						8	11:59:27.715	52.568	19.004	16.938	16.626
1	11:53:16.038	1:01.430	27.071	17.517	16.842	9	12:00:20.894	53.179	18.980	17.308	16.891
2	11:54:08.906	52.868	19.128	17.018	16.722	10	12:01:14.455	53.561	18.999	17.256	17.306
3	11:55:01.610	52.704	19.166	16.951	16.587	11	12:02:06.827	52.372	18.831	16.935	16.606
4	11:55:54.648	53.038	19.255	17.142	16.641	(284) Oliver MYERS					
5	11:56:48.072	53.424	19.244	17.035	17.145	1	11:53:21.316	1:07.323	23.075	27.223	17.025
6	11:57:40.887	52.815	18.814	17.450	16.551	2	11:54:14.524	53.208	19.385	17.104	16.719
7	11:58:33.066	52.179	18.961	16.674	16.544	3	11:55:07.156	52.632	19.079	16.917	16.636
8	11:59:25.096	52.030	19.027	16.605	16.398	4	11:55:59.466	52.310	18.869	16.919	16.522
9	12:00:16.930	51.834	18.849	16.566	16.419						



Rotax Euro Challenge 2012 Wackersdorf

Rotax Seniors

Wackersdorf 1,275 Km

RACE 6 Qualifying Heat 4 B-C

12.05.2012 11:50

Race (11 Laps) started at 11:52:13

Lap	Time of Day	Lap Tm	S1 Tm	S2 Tm	S3 Tm
5	11:56:51.886	52.420	18.881	16.895	16.644
6	11:57:44.130	52.244	18.952	16.777	16.515
7	11:58:36.450	52.320	18.876	16.783	16.661
8	11:59:30.612	54.162	19.734	17.198	17.230
9	12:00:24.049	53.437	19.804	16.956	16.677
10	12:01:17.838	53.789	19.592	16.982	17.215
11	12:02:14.192	56.354	20.873	17.462	18.019

(270) Santeri VARIS

1	11:53:17.668	1:03.617	22.936	23.847	16.834
2	11:54:10.761	53.093	19.127	17.323	16.643
3	11:55:03.217	52.456	18.934	16.882	16.640
4	11:55:55.249	52.032	18.788	16.793	16.451
5	11:56:48.767	53.518	19.571	16.973	16.974
6	11:57:42.651	53.884	19.427	17.404	17.053
7	11:58:36.193	53.542	19.409	16.769	17.364
8	11:59:30.684	54.491	20.450	16.910	17.131
9	12:00:24.235	53.551	19.870	16.902	16.779
10	12:01:18.029	53.794	19.528	16.986	17.280
11	12:02:14.225	56.196	20.850	17.323	18.023

(227) Matija JURKOVIC

1	11:53:12.562	58.191	23.074	17.965	17.152
2	11:54:06.647	54.085	19.352	17.266	17.467
3	11:55:00.703	54.056	20.395	17.007	16.654
4	11:55:54.344	53.641	19.143	16.876	17.622
5	11:56:47.865	53.521	19.362	17.106	17.053
6	11:57:42.392	54.527	18.927	18.655	16.945
7	11:58:36.645	54.253	20.174	16.970	17.109
8	11:59:30.495	53.850	19.711	16.919	17.220
9	12:00:25.850	55.355	21.826	17.000	16.529
10	12:01:18.245	52.395	18.837	16.852	16.706
11	12:02:14.309	56.064	20.728	17.447	17.889

(242) Miroslav KOVAR

1	11:53:13.353	58.368	23.096	18.272	17.000
2	11:54:07.035	53.682	19.158	17.136	17.388
3	11:55:00.556	53.521	19.774	16.996	16.751
4	11:55:55.046	54.490	20.226	17.250	17.014
5	11:56:49.076	54.030	19.110	17.453	17.467
6	11:57:43.079	54.003	18.983	17.362	17.658
7	11:58:36.365	53.286	19.221	16.878	17.187
8	11:59:30.777	54.412	20.455	16.949	17.008
9	12:00:23.994	53.217	19.351	17.076	16.790
10	12:01:18.144	54.150	19.925	16.997	17.228
11	12:02:14.723	56.579	20.861	17.576	18.142

(241) Pierre AUVRAY

1	11:53:12.973	57.941	22.642	18.064	17.235
2	11:54:06.739	53.766	19.273	17.188	17.305
3	11:54:59.678	52.939	19.102	17.052	16.785
4	11:55:53.834	54.156	19.017	17.892	17.247
5	11:56:57.379	1:03.545	29.398	17.255	16.892
6	11:57:49.913	52.534	18.921	16.905	16.708
7	11:58:42.424	52.511	18.847	16.964	16.700
8	11:59:37.251	54.827	18.916	17.001	18.910

(306) Kevin KEMMLING

1	11:53:13.250	57.829	22.409	18.101	17.319
2	11:54:07.352	54.102	19.529	17.516	17.057
3	11:55:06.199	58.847	20.419	17.534	20.894

(257) Ebba GRANDIN

1	11:53:40.766	1:25.637	31.326	23.927	30.384
---	--------------	-----------------	---------------	---------------	---------------



Rotax Euro Challenge 2012 Wackersdorf

Rotax Seniors Wackersdorf 1,275 Km

RACE 8 Qualifying Heat 5 D-E 12.05.2012 13:00


Race (11 Laps) started at 13:02:18

Pos	No.	Name	Nat.	Chassis	Race Team	Laps	Total Tm	Diff	Best Tm	In Lap	km/h	Points
1	203	Edward BRAND	GBR	Formula K	Formula K Europe	11	9:30.053		51.363	10	89,364	0
2	211	Shaun SLAVIN	GBR	Formula K	Formula K Europe	11	9:30.558	0.505	51.330	10	89,421	2
3	294	Makino TADASUKE	JPN	Birel	Kalman Motorsport	11	9:30.583	0.530	51.255	10	89,552	3
4	290	Ukyo SASAHARA	JPN	DR	VPDR	11	9:30.654	0.601	51.318	7	89,442	4
5	250	Ludvig MORIN	SWE	Kosmic	Paul Carr Racing	11	9:32.458	2.405	51.307	5	89,461	5
6	212	Jiri FORMAN	GBR	MS Kart	MS Kart Racing Team	11	9:32.622	2.569	51.490	6	89,144	6
7	214	Michael COOL	BEL	Tonykart	Bouvin Power	11	9:33.594	3.541	51.451	6	89,211	7
8	296	Josh HART	NZL	Birel	Kalman Motorsport	11	9:34.045	3.992	51.550	8	89,040	8
9	238	Alexandre FINKELSTEIN	FRA	Tonykart	MD Competition	11	9:37.817	7.764	51.424	7	89,258	9
10	213	Thomas BENISRI	FRA	Sodikart	Win Max	11	9:38.224	8.171	51.651	8	88,866	10
11	218	Nicolai NIELSEN	DEN	TBA	Star Karting	11	9:38.295	8.242	51.558	8	89,026	11
12	278	Barrie PULLINGER	GBR	Alonso	Dan Holland Racing	11	9:38.692	8.639	51.758	8	88,682	12
13	223	Jacob NIELSEN	DEN	Kosmic	Star Karting	11	9:39.268	9.215	51.441	8	89,228	13
14	266	Petr FULIN	CZE	MS Kart	MS Kart Racing Team	11	9:40.025	9.972	51.641	9	88,883	14
15	303	Giorgio MAGGI	SUI	Tonykart	Blacky Racing	11	9:40.173	10.120	51.582	9	88,985	15
16	271	Christopher FRIEDRICH	GER	Praga	M-Tec/Praga Racing	11	9:40.703	10.650	51.551	10	89,038	16
17	263	Henry EASTHOPE	GBR	Sodikart	Sodikart Junior Team	11	9:41.171	11.118	51.407	10	89,287	17
18	226	Erik STILLMANN	SWE	Sodikart	Wallberg Motorsport	11	9:41.416	11.363	51.566	10	89,012	18
19	280	Brandon NILSSON	SWE	Exprit	Brandon Racing	11	9:41.844	11.791	51.419	11	89,267	19
20	255	Moritz OBERHEIM	GER	LH Kart	Matis Motorsport	11	9:42.790	12.737	51.381	9	89,333	20
21	262	Alex ENGBLOM	SWE	Tonykart	Soda Kart	11	9:43.551	13.498	51.766	5	88,668	21
22	302	Kevin MINIER	FRA	Tonykart	MD Competition	11	9:43.721	13.668	52.064	5	88,161	22
23	219	Andreas BACKMAN	SWE	Tonykart	Strawberry Racing	11	9:43.875	13.822	51.554	9	89,033	23
24	304	Oliver NORRIS	GBR	Tonykart	RL Racing Dept Ltd	11	9:45.565	15.512	51.779	5	88,646	24
25	267	Max RENBERG	SWE	Tonykart	Soda Kart	11	9:47.062	17.009	51.937	10	88,376	25
26	279	Juuso KAUKELIN	FIN	Tonykart	JTL Racing	11	9:47.273	17.220	52.139	11	88,034	26
27	283	Marco FORRER	SUI	Mach 1	Kartteam Meier	11	9:48.856	18.803	52.132	9	88,046	27
28	288	Cecile MARTINI	FRA	Sodikart	Martini Racing	1	1:10.508	10 Laps	1:07.863	1	67,636	28

Announcements

These results are provisional until the conclusion of any judicial and technical matters
 Started: 28 Classified: 28 Not classified: 0

Margin of Victory	Ø km/h	Best Lap Tm	km/h	Best Lap by
0.505	88,571	51.255	89,552	294 - Makino TADASUKE

Timekeeping Ingrid and Meik Wagner:  Clerk of the course Nigel Edwards: www.mylaps.com
 Steward (Chairman) Horst Seidel: Chief Scrutineer Paul Klaassen: Licensed to: Motorsport Events
 Printed: 12.05.2012 13:13:09 posted at: h



Rotax Euro Challenge 2012 Wackersdorf

Rotax Seniors

Wackersdorf 1,275 Km

RACE 8 Qualifying Heat 5 D-E

12.05.2012 13:00

Race (11 Laps) started at 13:02:18

Lap	Time of Day	Lap Tm	S1 Tm	S2 Tm	S3 Tm	Lap	Time of Day	Lap Tm	S1 Tm	S2 Tm	S3 Tm
(203) Edward BRAND						7	13:08:23.747	51.541	18.581	16.577	16.383
1	13:03:11.975	53.556	20.061	17.040	16.455	8	13:09:15.312	51.565	18.569	16.595	16.405
2	13:04:03.983	52.008	18.718	16.819	16.471	9	13:10:06.864	51.552	18.558	16.618	16.376
3	13:04:55.998	52.015	19.025	16.662	16.328	10	13:10:58.688	51.824	18.899	16.618	16.307
4	13:05:47.878	51.880	18.828	16.659	16.393	11	13:11:50.711	52.023	18.877	16.596	16.550
5	13:06:39.458	51.580	18.548	16.607	16.425	(214) Michael COOL					
6	13:07:30.902	51.444	18.423	16.624	16.397	1	13:03:14.637	56.388	20.781	18.012	17.595
7	13:08:22.379	51.477	18.549	16.580	16.348	2	13:04:06.993	52.356	19.019	16.873	16.464
8	13:09:13.818	51.439	18.499	16.606	16.334	3	13:04:58.705	51.712	18.653	16.677	16.382
9	13:10:05.252	51.434	18.518	16.534	16.382	4	13:05:50.223	51.518	18.544	16.640	16.334
10	13:10:56.615	51.363	18.497	16.540	16.326	5	13:06:41.712	51.489	18.554	16.611	16.324
11	13:11:48.142	51.527	18.524	16.577	16.426	6	13:07:33.163	51.451	18.427	16.628	16.396
(211) Shaun SLAVIN						7	13:08:24.858	51.695	18.624	16.705	16.366
1	13:03:11.769	53.595	20.127	16.884	16.584	8	13:09:16.431	51.573	18.536	16.598	16.439
2	13:04:04.113	52.344	19.183	16.747	16.414	9	13:10:08.059	51.628	18.489	16.737	16.402
3	13:04:55.930	51.817	18.688	16.659	16.470	10	13:10:59.760	51.701	18.522	16.752	16.427
4	13:05:47.792	51.862	18.710	16.663	16.489	11	13:11:51.683	51.923	18.541	16.759	16.623
5	13:06:39.592	51.800	18.819	16.640	16.341	(296) Josh HART					
6	13:07:31.104	51.512	18.466	16.629	16.417	1	13:03:13.767	55.098	20.806	17.346	16.946
7	13:08:22.616	51.512	18.519	16.593	16.400	2	13:04:05.738	51.971	18.742	16.802	16.427
8	13:09:14.020	51.404	18.432	16.616	16.356	3	13:04:57.553	51.815	18.721	16.696	16.398
9	13:10:05.805	51.785	18.558	16.600	16.627	4	13:05:49.411	51.858	18.624	16.691	16.543
10	13:10:57.135	51.330	18.497	16.543	16.290	5	13:06:41.050	51.639	18.625	16.623	16.391
11	13:11:48.647	51.512	18.419	16.542	16.551	6	13:07:33.005	51.955	18.551	16.869	16.535
(294) Makino TADASUKE						7	13:08:25.102	52.097	18.946	16.734	16.417
1	13:03:12.567	54.478	20.124	17.805	16.549	8	13:09:16.652	51.550	18.544	16.637	16.369
2	13:04:04.516	51.949	18.674	16.824	16.451	9	13:10:08.260	51.608	18.589	16.628	16.391
3	13:04:56.327	51.811	18.657	16.767	16.387	10	13:10:59.949	51.689	18.626	16.629	16.434
4	13:05:48.020	51.693	18.626	16.716	16.351	11	13:11:52.134	52.185	18.583	16.688	16.914
5	13:06:39.799	51.779	18.339	17.054	16.386	(238) Alexandre FINKELSTEIN					
6	13:07:31.227	51.428	18.497	16.569	16.362	1	13:03:16.224	56.732	22.665	17.396	16.671
7	13:08:22.743	51.516	18.583	16.615	16.318	2	13:04:09.111	52.887	18.945	17.299	16.643
8	13:09:14.236	51.493	18.509	16.584	16.400	3	13:05:01.587	52.476	18.660	17.359	16.457
9	13:10:05.661	51.425	18.493	16.619	16.313	4	13:05:53.162	51.575	18.594	16.598	16.383
10	13:10:56.916	51.255	18.421	16.539	16.295	5	13:06:45.699	52.537	19.374	16.711	16.452
11	13:11:48.672	51.756	18.405	16.633	16.718	6	13:07:37.177	51.478	18.604	16.583	16.291
(290) Ukyo SASAHARA						7	13:08:28.601	51.424	18.491	16.626	16.307
1	13:03:13.453	54.910	20.759	17.488	16.663	8	13:09:20.061	51.460	18.538	16.601	16.321
2	13:04:05.192	51.739	18.643	16.723	16.373	9	13:10:11.584	51.523	18.555	16.570	16.398
3	13:04:56.843	51.651	18.630	16.666	16.355	10	13:11:03.820	52.236	18.773	16.659	16.804
4	13:05:48.964	52.121	18.988	16.705	16.428	11	13:11:55.906	52.086	19.018	16.624	16.444
5	13:06:40.438	51.474	18.502	16.616	16.356	(213) Thomas BENISRI					
6	13:07:31.880	51.442	18.478	16.610	16.354	1	13:03:14.968	56.414	21.942	17.081	17.391
7	13:08:23.198	51.318	18.477	16.507	16.334	2	13:04:07.749	52.781	19.236	16.982	16.563
8	13:09:14.631	51.433	18.498	16.648	16.287	3	13:05:00.107	52.358	18.920	16.850	16.588
9	13:10:05.978	51.347	18.595	16.509	16.243	4	13:05:52.288	52.181	18.825	16.823	16.533
10	13:10:57.348	51.370	18.523	16.568	16.279	5	13:06:44.513	52.225	19.034	16.751	16.440
11	13:11:48.743	51.395	18.406	16.533	16.456	6	13:07:36.269	51.756	18.574	16.701	16.481
(250) Ludvig MORIN						7	13:08:28.027	51.758	18.702	16.624	16.432
1	13:03:14.508	55.776	21.142	17.345	17.289	8	13:09:19.678	51.651	18.674	16.560	16.417
2	13:04:06.645	52.137	18.860	16.871	16.406	9	13:10:11.387	51.709	18.726	16.570	16.413
3	13:04:58.408	51.763	18.630	16.752	16.381	10	13:11:03.931	52.544	19.115	16.659	16.770
4	13:05:49.980	51.572	18.627	16.656	16.289	11	13:11:56.313	52.382	19.101	16.714	16.567
5	13:06:41.287	51.307	18.426	16.604	16.277	(218) Nicolai NIELSEN					
6	13:07:32.759	51.472	18.465	16.647	16.360	1	13:03:14.858	55.938	21.941	17.213	16.784
7	13:08:24.195	51.436	18.548	16.566	16.322	2	13:04:07.631	52.773	19.216	16.958	16.599
8	13:09:15.604	51.409	18.571	16.506	16.332	3	13:05:00.170	52.539	18.906	17.073	16.560
9	13:10:07.034	51.430	18.486	16.646	16.298	4	13:05:53.056	52.886	18.636	16.776	16.474
10	13:10:58.556	51.522	18.473	16.636	16.413	5	13:06:46.041	52.985	19.603	16.753	16.629
11	13:11:50.547	51.991	18.769	16.692	16.530	6	13:07:37.938	51.897	18.575	16.887	16.435
(212) Jiri FORMAN						7	13:08:29.537	51.599	18.613	16.610	16.376
1	13:03:13.054	54.583	20.717	17.367	16.499	8	13:09:21.095	51.558	18.595	16.569	16.394
2	13:04:04.921	51.867	18.735	16.756	16.376	9	13:10:12.675	51.580	18.556	16.690	16.334
3	13:04:57.064	52.143	18.744	16.979	16.420	10	13:11:04.550	51.875	18.727	16.653	16.495
4	13:05:49.129	52.065	18.653	16.714	16.698	11	13:11:56.384	51.834	18.713	16.653	16.468
5	13:06:40.716	51.587	18.558	16.672	16.357	(278) Barrie PULLINGER					
6	13:07:32.206	51.490	18.493	16.601	16.396	1	13:03:15.108	56.274	21.901	17.134	17.239



Rotax Euro Challenge 2012 Wackersdorf

Rotax Seniors

Wackersdorf 1,275 Km

RACE 8 Qualifying Heat 5 D-E

12.05.2012 13:00

Race (11 Laps) started at 13:02:18

Lap	Time of Day	Lap Tm	S1 Tm	S2 Tm	S3 Tm	Lap	Time of Day	Lap Tm	S1 Tm	S2 Tm	S3 Tm	
2	13:04:08.272	53.164	19.368	16.917	16.879	10	13:11:07.796	51.407	18.559	16.597	16.251	
3	13:05:00.396	52.124	18.844	16.816	16.464	11	13:11:59.260	51.464	18.536	16.550	16.378	
4	13:05:52.437	52.041	18.718	16.783	16.540							
5	13:06:44.435	51.998	18.718	16.711	16.569							
6	13:07:36.895	52.460	19.066	16.817	16.577	(226) Erik STILLMANN	1	13:03:16.826	57.190	22.943	17.637	16.810
7	13:08:28.937	52.042	18.969	16.615	16.458	2	13:04:09.548	52.722	19.095	17.060	16.567	
8	13:09:20.695	51.758	18.539	16.657	16.562	3	13:05:02.615	53.067	19.301	17.059	16.707	
9	13:10:12.593	51.898	18.671	16.733	16.494	4	13:05:55.174	52.559	18.576	16.947	17.036	
10	13:11:04.721	52.128	18.608	16.683	16.837	5	13:06:47.337	52.163	18.932	16.659	16.572	
11	13:11:56.781	52.060	18.806	16.647	16.607	6	13:07:39.495	52.158	18.904	16.793	16.461	
						7	13:08:31.845	52.350	18.957	16.807	16.586	
(223) Jacob NIELSEN						8	13:09:23.650	51.805	18.606	16.811	16.388	
1	13:03:15.862	56.467	22.245	17.088	17.134	9	13:10:16.031	52.381	18.673	16.916	16.792	
2	13:04:09.382	53.520	19.801	16.944	16.775	10	13:11:07.597	51.566	18.575	16.637	16.354	
3	13:05:02.133	52.751	18.597	17.598	16.556	11	13:11:59.505	51.908	18.899	16.682	16.327	
4	13:05:54.661	52.528	18.545	17.253	16.730							
5	13:06:46.655	51.994	18.528	16.829	16.637	(280) Brandon NILSSON	1	13:03:18.309	58.313	22.928	18.689	16.696
6	13:07:39.002	52.347	19.172	16.776	16.399	2	13:04:11.500	53.191	19.295	17.226	16.670	
7	13:08:30.829	51.827	18.462	16.771	16.594	3	13:05:04.024	52.524	18.954	16.878	16.692	
8	13:09:22.270	51.441	18.489	16.503	16.449	4	13:05:55.793	51.769	18.510	16.631	16.628	
9	13:10:13.953	51.683	18.624	16.640	16.419	5	13:06:48.746	52.953	19.594	16.882	16.477	
10	13:11:05.629	51.676	18.594	16.668	16.414	6	13:07:41.310	52.564	18.981	17.124	16.459	
11	13:11:57.357	51.728	18.534	16.737	16.457	7	13:08:33.642	52.332	19.031	16.823	16.478	
						8	13:09:25.195	51.553	18.472	16.630	16.451	
(266) Petr FULIN						9	13:10:16.923	51.728	18.613	16.620	16.495	
1	13:03:15.335	55.959	21.786	17.185	16.988	10	13:11:08.514	51.591	18.517	16.663	16.411	
2	13:04:08.540	53.205	19.646	17.009	16.550	11	13:11:59.933	51.419	18.063	16.993	16.363	
3	13:05:01.014	52.474	18.954	17.053	16.467							
4	13:05:53.004	51.990	18.592	16.666	16.732	(255) Moritz OBERHEIM	1	13:03:19.667	59.217	23.661	18.360	17.196
5	13:06:46.402	53.398	19.810	16.757	16.831	2	13:04:12.154	52.487	18.918	16.923	16.646	
6	13:07:38.706	52.304	19.087	16.766	16.451	3	13:05:04.562	52.408	19.182	16.737	16.489	
7	13:08:31.009	52.303	18.597	17.111	16.595	4	13:05:57.334	52.772	18.535	17.421	16.816	
8	13:09:22.719	51.710	18.611	16.677	16.422	5	13:06:50.024	52.690	18.806	16.943	16.941	
9	13:10:14.360	51.641	18.542	16.733	16.366	6	13:07:42.549	52.525	18.563	16.889	17.073	
10	13:11:06.110	51.750	18.539	16.789	16.422	7	13:08:34.390	51.841	18.799	16.609	16.433	
11	13:11:58.114	52.004	18.607	16.767	16.630	8	13:09:25.972	51.582	18.644	16.530	16.408	
						9	13:10:17.353	51.381	18.510	16.539	16.332	
(303) Giorgio MAGGI						10	13:11:08.973	51.620	18.454	16.684	16.482	
1	13:03:17.099	57.785	23.125	17.939	16.721	11	13:12:00.879	51.906	18.775	16.699	16.432	
2	13:04:09.701	52.602	18.976	17.066	16.560							
3	13:05:02.818	53.117	19.602	17.002	16.513	(262) Alex ENGBLOM	1	13:03:16.422	56.811	22.737	17.427	16.647
4	13:05:55.625	52.807	18.810	16.796	17.201	2	13:04:10.026	53.604	19.785	17.206	16.613	
5	13:06:47.911	52.286	19.131	16.712	16.443	3	13:05:02.683	52.657	18.958	17.097	16.602	
6	13:07:39.652	51.741	18.619	16.747	16.375	4	13:05:55.270	52.587	18.818	16.777	16.992	
7	13:08:31.635	51.983	18.628	16.767	16.588	5	13:06:47.036	51.766	18.660	16.629	16.477	
8	13:09:23.417	51.782	18.658	16.703	16.421	6	13:07:39.240	52.204	19.042	16.721	16.441	
9	13:10:14.999	51.582	18.574	16.647	16.361	7	13:08:31.927	52.687	18.574	16.758	17.355	
10	13:11:06.594	51.595	18.483	16.725	16.387	8	13:09:24.478	52.551	19.228	16.782	16.541	
11	13:11:58.262	51.668	18.490	16.699	16.479	9	13:10:16.737	52.259	18.511	17.173	16.575	
						10	13:11:08.763	52.026	18.506	17.013	16.507	
(271) Christopher FRIEDRICH						11	13:12:01.640	52.877	19.121	17.161	16.595	
1	13:03:15.588	56.581	21.973	17.539	17.069							
2	13:04:08.689	53.101	19.040	17.484	16.577	(302) Kevin MINIER	1	13:03:18.024	57.954	23.167	18.128	16.659
3	13:05:02.353	53.664	18.608	18.497	16.559	2	13:04:10.918	52.894	19.225	17.021	16.648	
4	13:05:55.993	53.640	18.644	16.991	16.805	3	13:05:03.406	52.488	18.775	17.090	16.623	
5	13:06:48.351	52.358	19.253	16.720	16.385	4	13:05:55.705	52.299	18.128	17.478	16.693	
6	13:07:40.041	51.690	18.659	16.694	16.337	5	13:06:47.769	52.064	18.857	16.706	16.501	
7	13:08:31.967	51.926	18.798	16.614	16.514	6	13:07:39.900	52.131	18.976	16.733	16.422	
8	13:09:23.962	51.995	19.017	16.633	16.345	7	13:08:32.277	52.377	19.184	16.671	16.522	
9	13:10:15.655	51.693	18.457	16.713	16.523	8	13:09:25.054	52.777	19.133	16.957	16.687	
10	13:11:07.206	51.551	18.575	16.655	16.321	9	13:10:17.227	52.173	19.048	16.627	16.498	
11	13:11:58.792	51.586	18.621	16.593	16.372	10	13:11:09.315	52.088	18.924	16.654	16.510	
						11	13:12:01.810	52.495	18.771	17.124	16.600	
(263) Henry EASTHOPE												
1	13:03:19.047	58.886	23.785	18.217	16.884	(219) Andreas BACKMAN	1	13:03:14.748	56.138	21.085	17.646	17.407
2	13:04:11.257	52.210	18.854	16.908	16.448	2	13:04:08.052	53.304	19.176	17.391	16.737	
3	13:05:05.883	54.626	21.063	16.897	16.666	3	13:05:01.977	53.925	19.431	17.908	16.586	
4	13:05:57.953	52.070	18.648	16.981	16.441	4	13:05:54.391	52.414	18.860	16.946	16.608	
5	13:06:49.831	51.878	18.738	16.726	16.414							
6	13:07:41.449	51.618	18.551	16.732	16.335							
7	13:08:33.067	51.618	18.748	16.544	16.326							
8	13:09:24.875	51.808	18.502	16.727	16.579							
9	13:10:16.389	51.514	18.448	16.643	16.423							

Timekeeping Ingrid and Meik Wagner:

Clerk of the course Nigel Edwards:

Steward (Chairman) Horst Seidel:

Chief Scrutineer Paul Klaassen:



Rotax Euro Challenge 2012 Wackersdorf

Rotax Seniors

Wackersdorf 1,275 Km

RACE 8 Qualifying Heat 5 D-E

12.05.2012 13:00

Race (11 Laps) started at 13:02:18

Lap	Time of Day	Lap Tm	S1 Tm	S2 Tm	S3 Tm
5	13:06:46.509	52.118	18.616	16.745	16.757
6	13:07:42.498	55.989	21.230	17.839	16.920
7	13:08:35.300	52.802	19.356	16.957	16.489
8	13:09:27.000	51.700	18.549	16.751	16.400
9	13:10:18.554	51.554	18.536	16.654	16.364
10	13:11:10.143	51.589	18.462	16.729	16.398
11	13:12:01.964	51.821	18.453	16.856	16.512

(304) Oliver NORRIS

1	13:03:19.783	1:00.923	24.769	18.967	17.187
2	13:04:12.472	52.689	19.007	17.024	16.658
3	13:05:06.222	53.750	19.397	17.115	17.238
4	13:05:59.572	53.350	19.190	17.415	16.745
5	13:06:51.351	51.779	18.756	16.550	16.473
6	13:07:43.222	51.871	18.735	16.594	16.542
7	13:08:35.804	52.582	19.079	16.905	16.598
8	13:09:27.898	52.094	18.859	16.725	16.510
9	13:10:19.834	51.936	18.847	16.645	16.444
10	13:11:11.626	51.792	18.770	16.628	16.394
11	13:12:03.654	52.028	18.851	16.619	16.558

(267) Max RENBERG

1	13:03:17.396	57.574	22.957	17.864	16.753
2	13:04:10.197	52.801	19.060	17.089	16.652
3	13:05:04.112	53.915	19.265	17.381	17.269
4	13:05:57.557	53.445	18.776	17.796	16.873
5	13:06:50.291	52.734	19.265	16.942	16.527
6	13:07:42.677	52.386	18.767	16.998	16.621
7	13:08:35.666	52.989	18.896	17.439	16.654
8	13:09:28.577	52.911	18.827	16.840	17.244
9	13:10:20.829	52.252	18.862	16.921	16.469
10	13:11:12.766	51.937	18.745	16.684	16.508
11	13:12:05.151	52.385	18.918	16.856	16.611

(279) Juuso KAUKELIN

1	13:03:19.315	59.157	23.229	18.623	17.305
2	13:04:12.364	53.049	19.023	17.362	16.664
3	13:05:05.602	53.238	19.325	17.110	16.803
4	13:05:58.452	52.850	18.819	17.220	16.811
5	13:06:50.740	52.288	18.845	16.886	16.557
6	13:07:43.149	52.409	18.850	16.941	16.618
7	13:08:36.101	52.952	19.010	17.203	16.739
8	13:09:28.499	52.398	18.772	16.790	16.836
9	13:10:20.741	52.242	18.764	16.880	16.598
10	13:11:13.223	52.482	19.071	16.924	16.487
11	13:12:05.362	52.139	18.762	16.869	16.508

(283) Marco FORRER

1	13:03:17.846	57.429	22.158	18.308	16.963
2	13:04:11.103	53.257	19.632	17.061	16.564
3	13:05:06.037	54.934	20.454	17.127	17.353
4	13:05:59.932	53.895	19.363	17.547	16.985
5	13:06:52.461	52.529	18.910	16.945	16.674
6	13:07:44.984	52.523	18.851	16.935	16.737
7	13:08:37.454	52.470	18.896	16.883	16.691
8	13:09:29.867	52.413	18.969	16.932	16.512
9	13:10:21.999	52.132	18.837	16.765	16.530
10	13:11:14.713	52.714	19.177	16.932	16.605
11	13:12:06.945	52.232	18.888	16.775	16.569

(288) Cecile MARTINI

1	13:03:28.597	1:07.863	23.830	20.819	23.214
---	--------------	-----------------	---------------	---------------	---------------



Rotax Euro Challenge 2012 Wackersdorf

Rotax Seniors

Wackersdorf 1,275 Km

RACE 9 Qualifying Heat 6 A-C

12.05.2012 13:20


Race (11 Laps) started at 13:22:19

Pos	No.	Name	Nat.	Chassis	Race Team	Laps	Total Tm	Diff	Best Tm	In Lap	km/h	Points
1	254	Harrison SCOTT	GBR	Tonykart	Strawberry Racing	11	9:30.149		51.370	9	89,352	0
2	208	Charlie EASTWOOD	IRL	Formula K	Protrain Racing	11	9:31.763	1.614	51.376	8	89,341	2
3	299	Philip MORIN	SWE	Alonso	Dan Holland Racing	11	9:32.915	2.766	51.206	9	89,638	3
4	221	Jesse LAZARE	CAN	Formula K	Chapman Racing/Protrain	11	9:33.361	3.212	51.458	11	89,199	4
5	224	Aavo TALVAR	EST	Intrepid	Talvar Racing	11	9:35.293	5.144	51.515	9	89,100	5
6	232	James SINGLETON	GBR	CRG	Coles Racing	11	9:35.539	5.390	51.291	9	89,489	6
7	260	Bas de LAAT	NED	Gillard	PDB Racing Team	11	9:36.203	6.054	51.602	8	88,950	7
8	268	Francisco MORA	POR	FA	Cabo do Mundo Kartteam	11	9:36.569	6.420	51.151	9	89,734	8
9	300	Joel AFFOLTER	NED	Gillard	PDB Racing Team	11	9:37.602	7.453	51.254	10	89,554	9
10	270	Santeri VARIS	FIN	Tonykart	JTL Racing	11	9:38.030	7.881	51.590	9	88,971	10
11	261	Stephane KOX	NED	Formula K	Formula K Europe	11	9:38.592	8.443	51.644	10	88,878	11
12	259	Nicolas PICOT	FRA	Sodikart	Kart Pro Racing	11	9:39.397	9.248	51.596	9	88,960	12
13	246	Sabedin Berat TURKER	TUR	Formula K	Protrain Racing	11	9:39.944	9.795	51.715	10	88,756	13
14	272	Jules COUSIN	FRA	FA Kart	DSS Kart	11	9:40.051	9.902	51.470	9	89,178	14
15	216	Bryan EERDEN	NED	Gillard	PDB Racing Team	11	9:40.291	10.142	51.425	10	89,256	15
16	252	Juuso PYKALAINEN	FIN	Tonykart	MPT Racing	11	9:40.606	10.457	51.401	10	89,298	16
17	237	Sten Dorian PIIRIMAGI	EST	Tonykart	Aix Racing Team	11	9:40.805	10.656	51.536	10	89,064	17
18	286	Lukasz BARTOSZUK	POL	Praga	Uniq Racing	11	9:42.683	12.534	51.843	9	88,537	18
19	248	Artem KOROLEV	CAN	Intrepid	Team TKP	11	9:42.948	12.799	51.839	9	88,543	19
20	220	Mathias SMITH	DEN	Kosmic	Star Karting	11	9:43.807	13.658	52.066	9	88,157	20
21	241	Pierre AUVRAY	FRA	FA Kart	DSS Kart	11	9:45.163	15.014	51.742	10	88,709	21
22	306	Kevin KEMMLING	GER	Formula K	Kartschmie.de	11	9:45.369	15.220	51.639	10	88,886	22
23	244	Eva BENES	FRA	Kosmic	PKS	11	9:45.651	15.502	51.689	9	88,800	23
24	233	Manon CHAVAGNE	NED	Topkart	Slangen Karting	11	9:46.192	16.043	51.738	11	88,716	24
25	243	Glenn VAN PARIJS	BEL	Zanardi	Raw Racing Team	11	9:46.772	16.623	51.900	10	88,439	25
26	275	Benjamin KARLOG	DEN	Tonykart	RS Competition	11	9:47.652	17.503	51.942	10	88,368	26
27	205	Sean BABINGTON	GBR	Alonso	Dan Holland Racing	7	6:06.602	4 Laps	51.250	7	89,561	27
28	269	John FRIBERG	SWE	Tonykart	Soda Kart	4	3:54.655	7 Laps	52.225	2	87,889	28
29	240	Petr BEZEL	CZE	MS Kart	MS Kart Racing Team	3	3:41.458	8 Laps	52.366	3	87,652	29

Announcements

These results are provisional until the conclusion of any judicial and technical matters
 Started: 29 Classified: 29 Not classified: 0

Margin of Victory	Ø km/h	Best Lap Tm	km/h	Best Lap by
1.614	88,556	51.151	89,734	268 - Francisco MORA

Timekeeping Ingrid and Meik Wagner:  Clerk of the course Nigel Edwards: www.mylaps.com
 Steward (Chairman) Horst Seidel: Chief Scrutineer Paul Klaassen: Licensed to: Motorsport Events
 Printed: 12.05.2012 13:33:04 posted at: h



Rotax Euro Challenge 2012 Wackersdorf

Rotax Seniors


Wackersdorf 1,275 Km

RACE 9 Qualifying Heat 6 A-C

12.05.2012 13:20

Race (11 Laps) started at 13:22:19

Lap	Time of Day	Lap Tm	S1 Tm	S2 Tm	S3 Tm	Lap	Time of Day	Lap Tm	S1 Tm	S2 Tm	S3 Tm
(254) Harrison SCOTT						7	13:28:29.038	51.815	18.815	16.565	16.435
1	13:23:13.293	53.568	20.010	16.990	16.568	8	13:29:20.504	51.466	18.574	16.538	16.354
2	13:24:05.549	52.256	18.781	16.922	16.553	9	13:30:11.795	51.291	18.464	16.513	16.314
3	13:24:57.488	51.939	18.744	16.713	16.482	10	13:31:03.566	51.771	18.636	16.596	16.539
4	13:25:49.331	51.843	18.658	16.737	16.448	11	13:31:55.187	51.621	18.799	16.483	16.339
5	13:26:40.982	51.651	18.539	16.669	16.443	(260) Bas de LAAT					
6	13:27:32.652	51.670	18.629	16.634	16.407	1	13:23:14.749	54.827	20.717	17.042	17.068
7	13:28:24.184	51.532	18.558	16.638	16.336	2	13:24:07.080	52.331	18.720	16.812	16.799
8	13:29:15.642	51.458	18.508	16.606	16.344	3	13:25:00.151	53.071	19.424	16.872	16.775
9	13:30:07.012	51.370	18.491	16.557	16.322	4	13:25:52.154	52.003	18.645	16.693	16.665
10	13:30:58.413	51.401	18.518	16.615	16.268	5	13:26:44.375	52.221	18.894	16.834	16.493
11	13:31:49.797	51.384	18.503	16.608	16.273	6	13:27:36.318	51.943	18.704	16.759	16.480
(208) Charlie EASTWOOD						7	13:28:27.972	51.654	18.549	16.703	16.402
1	13:23:13.117	53.469	19.612	17.175	16.682	8	13:29:19.574	51.602	18.569	16.606	16.427
2	13:24:06.544	53.427	19.126	17.540	16.761	9	13:30:11.451	51.877	18.876	16.611	16.390
3	13:24:58.495	51.951	18.661	16.773	16.517	10	13:31:03.763	52.312	18.830	16.620	16.862
4	13:25:50.360	51.865	18.663	16.624	16.578	11	13:31:55.851	52.088	19.083	16.650	16.355
5	13:26:42.120	51.760	18.601	16.679	16.480	(268) Francisco MORA					
6	13:27:33.783	51.663	18.691	16.596	16.376	1	13:23:17.945	57.348	22.665	17.582	17.101
7	13:28:25.266	51.483	18.558	16.569	16.356	2	13:24:10.352	52.407	18.774	16.793	16.840
8	13:29:16.642	51.376	18.525	16.532	16.319	3	13:25:02.231	51.879	18.635	16.735	16.509
9	13:30:08.123	51.481	18.586	16.529	16.366	4	13:25:54.243	52.012	18.578	16.775	16.659
10	13:30:59.726	51.603	18.644	16.515	16.444	5	13:26:45.821	51.578	18.613	16.537	16.428
11	13:31:51.411	51.685	18.712	16.582	16.391	6	13:27:37.821	52.000	18.461	16.949	16.590
(299) Philip MORIN						7	13:28:30.292	52.471	19.015	16.617	16.839
1	13:23:13.931	54.038	20.343	17.069	16.626	8	13:29:22.386	52.094	18.825	16.877	16.392
2	13:24:06.877	52.946	18.650	17.285	17.011	9	13:30:13.537	51.151	18.333	16.499	16.319
3	13:25:00.471	53.594	19.762	16.860	16.972	10	13:31:04.946	51.409	18.501	16.516	16.392
4	13:25:52.087	51.616	18.549	16.633	16.434	11	13:31:56.217	51.271	18.443	16.470	16.358
5	13:26:43.907	51.820	18.733	16.638	16.449	(300) Joel AFFOLTER					
6	13:27:35.384	51.477	18.475	16.582	16.420	1	13:23:19.707	58.778	23.629	18.056	17.093
7	13:28:26.654	51.270	18.466	16.520	16.284	2	13:24:12.235	52.528	19.171	16.796	16.561
8	13:29:18.039	51.385	18.389	16.576	16.420	3	13:25:04.223	51.988	18.945	16.622	16.421
9	13:30:09.245	51.206	18.417	16.508	16.281	4	13:25:56.021	51.798	18.841	16.556	16.401
10	13:31:01.199	51.954	18.834	16.739	16.381	5	13:26:47.536	51.515	18.616	16.522	16.377
11	13:31:52.563	51.364	18.514	16.547	16.303	6	13:27:39.116	51.580	18.514	16.721	16.345
(221) Jesse LAZARE						7	13:28:31.093	51.977	18.530	16.803	16.644
1	13:23:13.517	53.704	20.110	17.056	16.538	8	13:29:22.729	51.636	18.555	16.543	16.538
2	13:24:06.287	52.770	18.893	17.237	16.640	9	13:30:14.085	51.356	18.498	16.529	16.329
3	13:24:58.337	52.050	18.712	16.817	16.521	10	13:31:05.339	51.254	18.427	16.517	16.310
4	13:25:50.509	52.172	18.983	16.737	16.452	11	13:31:57.250	51.911	19.030	16.591	16.290
5	13:26:42.486	51.977	18.633	16.843	16.501	(270) Santeri VARIS					
6	13:27:34.175	51.689	18.534	16.707	16.448	1	13:23:16.181	55.650	21.368	17.525	16.757
7	13:28:25.853	51.678	18.479	16.747	16.452	2	13:24:08.692	52.511	18.979	16.931	16.601
8	13:29:17.438	51.585	18.518	16.629	16.438	3	13:25:01.411	52.719	19.279	16.802	16.638
9	13:30:09.042	51.604	18.534	16.659	16.411	4	13:25:53.457	52.046	18.675	16.762	16.609
10	13:31:01.551	52.509	18.946	17.195	16.368	5	13:26:45.491	52.034	18.572	16.669	16.793
11	13:31:53.009	51.458	18.421	16.647	16.390	6	13:27:37.912	52.421	19.055	16.876	16.490
(224) Aavo TALVAR						7	13:28:30.128	52.216	18.761	16.675	16.780
1	13:23:15.877	55.428	21.374	17.362	16.692	8	13:29:21.729	51.601	18.537	16.717	16.347
2	13:24:08.365	52.488	18.928	16.851	16.709	9	13:30:13.319	51.590	18.589	16.663	16.338
3	13:25:00.758	52.393	19.128	16.749	16.516	10	13:31:05.452	52.133	18.909	16.640	16.584
4	13:25:52.696	51.938	18.724	16.725	16.489	11	13:31:57.678	52.226	19.113	16.724	16.389
5	13:26:44.955	52.259	18.974	16.696	16.589	(261) Stephane KOX					
6	13:27:36.620	51.665	18.677	16.608	16.380	1	13:23:16.636	56.265	21.956	17.556	16.753
7	13:28:28.170	51.550	18.609	16.552	16.389	2	13:24:09.071	52.435	18.846	16.970	16.619
8	13:29:19.689	51.519	18.520	16.613	16.386	3	13:25:01.903	52.832	19.158	17.077	16.597
9	13:30:11.204	51.515	18.602	16.547	16.366	4	13:25:54.100	52.197	18.702	16.872	16.623
10	13:31:03.169	51.965	18.920	16.624	16.421	5	13:26:46.420	52.320	19.012	16.808	16.500
11	13:31:54.941	51.772	18.851	16.534	16.387	6	13:27:38.271	51.851	18.656	16.717	16.478
(232) James SINGLETON						7	13:28:30.396	52.125	18.943	16.712	16.470
1	13:23:15.778	55.440	21.030	17.629	16.781	8	13:29:22.568	52.172	18.677	16.786	16.709
2	13:24:08.440	52.662	19.146	16.887	16.629	9	13:30:14.690	52.122	18.910	16.828	16.384
3	13:25:01.523	53.083	19.674	16.864	16.545	10	13:31:06.334	51.644	18.602	16.640	16.402
4	13:25:53.594	52.071	18.688	16.754	16.629	11	13:31:58.240	51.906	18.805	16.710	16.391
5	13:26:45.388	51.794	18.582	16.659	16.553	(259) Nicolas PICOT					
6	13:27:37.223	51.835	18.615	16.625	16.595	1	13:23:16.499	55.835	21.264	17.534	17.037

Timekeeping Ingrid and Meik Wagner: 

Clerk of the course Nigel Edwards:

www.mylaps.com

Steward (Chairman) Horst Seidel:

Chief Scrutineer Paul Klaassen:

Licensed to: Motorsport Events



Rotax Euro Challenge 2012 Wackersdorf

Rotax Seniors

Wackersdorf 1,275 Km

RACE 9 Qualifying Heat 6 A-C

12.05.2012 13:20

Race (11 Laps) started at 13:22:19

Lap	Time of Day	Lap Tm	S1 Tm	S2 Tm	S3 Tm	Lap	Time of Day	Lap Tm	S1 Tm	S2 Tm	S3 Tm
2	13:24:09.693	53.194	19.123	17.032	17.039	10	13:31:08.742	51.536	18.621	16.568	16.347
3	13:25:02.123	52.430	18.945	16.895	16.590	11	13:32:00.453	51.711	18.495	16.771	16.445
4	13:25:54.378	52.255	18.886	16.810	16.559	(286) Lukasz BARTOSZUK					
5	13:26:46.769	52.391	18.944	17.007	16.440	1	13:23:18.124	56.927	22.297	17.554	17.076
6	13:27:38.764	51.995	18.676	16.836	16.483	2	13:24:10.989	52.865	19.032	17.183	16.650
7	13:28:31.323	52.559	18.755	17.049	16.755	3	13:25:03.474	52.485	18.886	16.893	16.706
8	13:29:23.334	52.011	18.764	16.853	16.394	4	13:25:55.724	52.250	18.906	16.754	16.590
9	13:30:14.930	51.596	18.586	16.683	16.327	5	13:26:48.586	52.862	19.293	16.895	16.674
10	13:31:06.748	51.818	18.749	16.770	16.299	6	13:27:40.915	52.329	18.774	16.862	16.693
11	13:31:59.045	52.297	19.084	16.837	16.376	7	13:28:34.107	53.192	18.857	17.022	17.313
(246) Sabedin Berat TURKER						8	13:29:25.955	51.848	18.622	16.718	16.508
1	13:23:17.210	56.679	22.294	17.605	16.780	9	13:30:17.798	51.843	18.639	16.716	16.488
2	13:24:10.549	53.339	18.871	17.270	17.198	10	13:31:09.803	52.005	18.774	16.748	16.483
3	13:25:02.887	52.338	18.760	16.972	16.606	11	13:32:02.331	52.528	18.988	16.869	16.671
4	13:25:55.035	52.148	18.685	16.867	16.596	(248) Artem KOROLEV					
5	13:26:47.115	52.080	18.708	16.830	16.542	1	13:23:19.521	57.882	23.178	17.625	17.079
6	13:27:39.461	52.346	18.664	17.021	16.661	2	13:24:13.267	53.746	19.981	16.976	16.789
7	13:28:31.551	52.090	18.547	16.714	16.829	3	13:25:05.577	52.310	19.037	16.729	16.544
8	13:29:23.606	52.055	18.682	16.944	16.429	4	13:25:57.746	52.169	18.826	16.716	16.627
9	13:30:15.387	51.781	18.511	16.839	16.431	5	13:26:50.192	52.446	19.096	16.741	16.609
10	13:31:07.102	51.715	18.579	16.783	16.353	6	13:27:42.334	52.142	18.916	16.653	16.573
11	13:31:59.592	52.490	19.044	16.833	16.613	7	13:28:34.392	52.058	18.735	16.778	16.545
(272) Jules COUSIN						8	13:29:26.459	52.067	18.727	16.723	16.617
1	13:23:16.940	56.148	21.825	17.388	16.935	9	13:30:18.298	51.839	18.681	16.695	16.463
2	13:24:09.879	52.939	18.808	17.056	17.075	10	13:31:10.327	52.029	18.853	16.702	16.474
3	13:25:02.507	52.628	19.280	16.823	16.525	11	13:32:02.596	52.269	18.860	16.876	16.533
4	13:25:54.510	52.003	18.694	16.814	16.495	(220) Mathias SMITH					
5	13:26:46.676	52.166	18.867	16.765	16.534	1	13:23:17.701	56.911	22.196	17.705	17.010
6	13:27:38.469	51.793	18.615	16.696	16.482	2	13:24:10.846	53.145	19.259	17.099	16.787
7	13:28:30.814	52.345	18.857	16.853	16.635	3	13:25:04.078	53.232	19.136	17.074	17.022
8	13:29:24.083	53.269	19.165	17.642	16.462	4	13:25:57.180	53.102	19.217	16.942	16.943
9	13:30:15.553	51.470	18.530	16.588	16.352	5	13:26:49.734	52.554	19.058	16.830	16.666
10	13:31:07.291	51.738	18.583	16.827	16.328	6	13:27:42.072	52.338	18.920	16.783	16.635
11	13:31:59.699	52.408	19.121	16.697	16.590	7	13:28:34.659	52.587	18.831	17.034	16.722
(216) Bryan EERDEN						8	13:29:26.848	52.189	18.820	16.837	16.532
1	13:23:14.682	54.576	20.768	17.077	16.731	9	13:30:18.914	52.066	18.769	16.727	16.570
2	13:24:06.983	52.301	18.550	16.854	16.897	10	13:31:11.049	52.135	18.828	16.749	16.558
3	13:25:00.350	53.367	19.225	16.826	17.316	11	13:32:03.455	52.406	18.935	16.906	16.565
4	13:25:52.799	52.449	18.897	16.784	16.768	(241) Pierre AUVRAY					
5	13:26:45.012	52.213	18.739	16.665	16.809	1	13:23:21.000	59.918	24.316	18.194	17.408
6	13:27:37.292	52.280	18.794	16.681	16.805	2	13:24:14.323	53.323	19.330	17.142	16.851
7	13:28:29.267	51.975	18.875	16.650	16.450	3	13:25:07.520	53.197	18.889	17.328	16.980
8	13:29:20.716	51.449	18.515	16.565	16.369	4	13:26:00.625	53.105	19.412	17.076	16.617
9	13:30:12.220	51.504	18.482	16.664	16.358	5	13:26:52.724	52.099	18.688	16.819	16.592
10	13:31:03.645	51.425	18.496	16.509	16.420	6	13:27:45.062	52.338	19.104	16.720	16.514
11	13:31:59.939	56.294	22.991	16.797	16.506	7	13:28:37.176	52.114	18.934	16.761	16.419
(252) Juuso PYKALAINEN						8	13:29:29.361	52.185	18.904	16.768	16.513
1	13:23:19.806	59.114	24.357	17.722	17.035	9	13:30:21.175	51.814	18.638	16.716	16.460
2	13:24:13.074	53.268	19.410	17.027	16.831	10	13:31:12.917	51.742	18.698	16.657	16.387
3	13:25:05.252	52.178	18.849	16.822	16.507	11	13:32:04.811	51.894	18.569	16.720	16.605
4	13:25:57.375	52.123	18.484	16.725	16.914	(306) Kevin KEMMLING					
5	13:26:49.199	51.824	18.660	16.737	16.427	1	13:23:19.981	58.784	23.984	17.718	17.082
6	13:27:41.006	51.807	18.689	16.666	16.452	2	13:24:13.749	53.768	19.217	17.486	17.065
7	13:28:33.696	52.690	19.145	16.972	16.573	3	13:25:06.988	53.239	19.157	17.098	16.984
8	13:29:25.449	51.753	18.651	16.685	16.417	4	13:25:59.958	52.970	19.297	16.859	16.814
9	13:30:16.987	51.538	18.444	16.690	16.308	5	13:26:52.449	52.491	18.580	17.072	16.839
10	13:31:08.388	51.401	18.454	16.609	16.434	6	13:27:44.968	52.519	18.880	16.963	16.676
11	13:32:00.254	51.866	18.513	16.754	16.599	7	13:28:36.905	51.937	18.726	16.738	16.473
(237) Sten Dorian PIIRIMAGI						8	13:29:29.597	52.692	19.412	16.758	16.522
1	13:23:18.199	57.323	23.005	17.334	16.984	9	13:30:21.494	51.897	18.395	17.062	16.440
2	13:24:11.172	52.973	19.241	17.046	16.686	10	13:31:13.133	51.639	18.322	16.961	16.356
3	13:25:03.949	52.777	19.052	16.947	16.778	11	13:32:05.017	51.884	18.663	16.800	16.421
4	13:25:56.156	52.207	18.762	16.693	16.752	(244) Eva BENES					
5	13:26:48.645	52.489	18.999	16.844	16.646	1	13:23:20.087	58.565	23.793	17.825	16.947
6	13:27:41.214	52.569	18.911	16.801	16.857	2	13:24:13.728	53.641	19.839	16.984	16.818
7	13:28:33.435	52.221	18.720	16.985	16.516	3	13:25:07.107	53.379	19.362	17.135	16.882
8	13:29:25.216	51.781	18.632	16.732	16.417	4	13:26:00.357	53.250	19.807	16.797	16.646
9	13:30:17.206	51.990	18.934	16.661	16.395						



Rotax Euro Challenge 2012 Wackersdorf

Rotax Seniors

Wackersdorf 1,275 Km

RACE 9 Qualifying Heat 6 A-C

12.05.2012 13:20

Race (11 Laps) started at 13:22:19

Lap	Time of Day	Lap Tm	S1 Tm	S2 Tm	S3 Tm
5	13:26:53.044	52.687	18.790	17.248	16.649
6	13:27:45.321	52.277	18.927	16.809	16.541
7	13:28:37.404	52.083	18.876	16.678	16.529
8	13:29:30.010	52.606	19.328	16.807	16.471
9	13:30:21.699	51.689	18.583	16.665	16.441
10	13:31:13.517	51.818	18.791	16.596	16.431
11	13:32:05.299	51.782	18.643	16.744	16.395

(233) Manon CHAVAGNE

1	13:23:18.908	57.857	23.406	17.516	16.935
2	13:24:12.874	53.966	20.152	17.066	16.748
3	13:25:06.857	53.983	20.022	17.222	16.739
4	13:26:01.614	54.757	20.351	17.816	16.590
5	13:26:54.033	52.419	18.761	16.980	16.678
6	13:27:46.102	52.069	18.768	16.759	16.542
7	13:28:38.021	51.919	18.672	16.783	16.464
8	13:29:30.237	52.216	18.967	16.740	16.509
9	13:30:22.237	52.000	18.660	16.813	16.527
10	13:31:14.102	51.865	18.701	16.747	16.417
11	13:32:05.840	51.738	18.564	16.743	16.431

(243) Glenn VAN PARIJS

1	13:23:18.978	57.437	23.071	17.590	16.776
2	13:24:12.010	53.032	19.452	16.954	16.626
3	13:25:04.776	52.766	19.377	16.842	16.547
4	13:25:57.613	52.837	19.331	16.725	16.781
5	13:26:52.565	54.952	21.007	17.106	16.839
6	13:27:45.472	52.907	19.555	16.836	16.516
7	13:28:37.681	52.209	18.903	16.807	16.499
8	13:29:30.483	52.802	19.410	16.868	16.524
9	13:30:22.484	52.001	18.854	16.730	16.417
10	13:31:14.384	51.900	18.675	16.757	16.468
11	13:32:06.420	52.036	18.880	16.728	16.428

(275) Benjamin KARLOG

1	13:23:20.547	58.512	23.475	17.939	17.098
2	13:24:14.602	54.055	19.645	17.118	17.292
3	13:25:07.741	53.139	19.304	17.032	16.803
4	13:26:00.824	53.083	19.414	17.095	16.574
5	13:26:54.700	53.876	19.425	17.768	16.683
6	13:27:46.882	52.182	18.743	16.833	16.606
7	13:28:39.062	52.180	18.687	16.865	16.628
8	13:29:31.179	52.117	18.765	16.839	16.513
9	13:30:23.377	52.198	18.708	16.945	16.545
10	13:31:15.319	51.942	18.644	16.828	16.470
11	13:32:07.300	51.981	18.647	16.810	16.524

(205) Sean BABINGTON

1	13:23:15.230	55.510	20.758	17.042	17.710
2	13:24:07.202	51.972	18.710	16.729	16.533
3	13:24:59.979	52.777	19.194	16.813	16.770
4	13:25:51.771	51.792	18.699	16.598	16.495
5	13:26:43.425	51.654	18.571	16.652	16.431
6	13:27:35.000	51.575	18.526	16.622	16.427
7	13:28:26.250	51.250	18.406	16.542	16.302

(269) John FRIBERG

1	13:23:22.652	1:02.401	23.679	21.691	17.031
2	13:24:14.877	52.225	18.815	16.844	16.566
3	13:25:07.425	52.548	18.793	16.988	16.767
4	13:26:14.303	1:06.878	19.548	22.642	20.228

(240) Petr BEZEL

1	13:23:33.787	1:13.567	20.958	22.046	30.563
2	13:25:08.740	1:34.953	1:01.497	16.959	16.497
3	13:26:01.106	52.366	18.826	17.021	16.519



Rotax Euro Challenge 2012 Wackersdorf

Rotax Seniors Wackersdorf 1,275 Km

RACE 12 Qualifying Heat 7 B-E **-NEW-** 12.05.2012 14:20

Race (11 Laps) started at 14:22:15

Pos	No.	Name	Nat.	Chassis	Race Team	Laps	Total Tm	Diff	Best Tm	In Lap	km/h	Points
1	222	Pierce LEHANE	AUS	Alonso	Dan Holland Racing	11	9:25.340		51.053	7	89,907	0
2	236	Andy KING	GBR	Tonykart	Strawberry Racing	11	9:28.255	2.915	51.235	8	89,587	2
3	234	Ash HAND	GBR	Tonykart	Strawberry Racing	11	9:28.491	3.151	51.069	9	89,878	3
4	250	Ludvig MORIN	SWE	Kosmic	Paul Carr Racing	11	9:29.835	4.495	51.080	8	89,859	4
5	213	Thomas BENISRI	FRA	Sodikart	Win Max	11	9:30.175	4.835	51.056	9	89,901	5
6	212	Jiri FORMAN	GBR	MS Kart	MS Kart Racing Team	11	9:30.292	4.952	51.169	7	89,703	6
7	214	Michael COOL	BEL	Tonykart	Bouvin Power	11	9:31.029	5.689	51.294	9	89,484	7
8	301	Jonathan JOHANSSON	SWE	Gillard	PDB Racing Team	11	9:31.270	5.930	51.321	9	89,437	8
9	296	Josh HART	NZL	Birel	Kalman Motorsport	11	9:32.973	7.633	51.400	9	89,300	9
10	293	Sandor JAKAB	SVK	Birel	Kalman Motorsport	11	9:33.086	7.746	51.178	6	89,687	10
11	207	Ferenc KANCSAR	AUT	Birel	Kalman Motorsport	11	9:33.261	7.921	51.035	8	89,938	11
12	223	Jacob NIELSEN	DEN	Kosmic	Star Karting	11	9:35.174	9.834	51.283	10	89,503	12
13	217	Glen VAN DROOGENBROEC	BEL	Tonykart	Bouvin Power	11	9:35.376	10.036	51.220	8	89,613	13
14	258	Mikkel JOHNSEN	DEN	Intrepid	DMT Racing	11	9:38.593	13.253	51.108	8	89,810	14
15	227	Matija JURKOVIC	SLO	Formula K	MLM Racing KK	11	9:38.662	13.322	51.483	9	89,156	15
16	257	Ebba GRANDIN	SWE	Kosmic	Soda Kart	11	9:40.507	15.167	51.423	5	89,260	16
17	255	Moritz OBERHEIM	GER	LH Kart	Matis Motorsport	11	9:41.152	15.812	51.536	5	89,064	17
18	266	Petr FULIN	CZE	MS Kart	MS Kart Racing Team	11	9:42.229	16.889	51.321	10	89,437	18
19	271	Christopher FRIEDRICH	GER	Praga	M-Tec/Praga Racing	11	9:42.251	16.911	51.300	9	89,474	19
20	288	Cecile MARTINI	FRA	Sodikart	Martini Racing	11	9:42.365	17.025	51.617	4	88,924	20
21	284	Oliver MYERS	GBR	Tonykart	Coles Racing	11	9:43.754	18.414	51.769	9	88,663	21
22	226	Erik STILLMANN	SWE	Sodikart	Wallberg Motorsport	11	9:44.326	18.986	51.443	5	89,225	22
23	245	Hubert PETIT	FRA	Sodikart	Sodikart Junior Team	11	9:46.066	20.726	51.267	9	89,531	23
24	230	Charlie TURNER	GBR	CRG	Coles Racing	11	9:47.692	22.352	51.561	9	89,021	24
25	225	Jeremie LESOUDIER	FRA	Kosmic	PKS	11	9:50.469	25.129	51.191	9	89,664	25
26	267	Max RENBERG	SWE	Tonykart	Soda Kart	11	10:09.864	44.524	52.191	8	87,946	26
27	242	Miroslav KOVAR	CZE	MS Kart	MS Kart Racing Team	2	1:52.946	9 Laps	54.264	2	84,586	27
28	302	Kevin MINIER	FRA	Tonykart	MD Competition		1.429	11 Laps		0	-	28
Not classified												
DNS	304	Oliver NORRIS	GBR	Tonykart	RL Racing Dept Ltd			DNS		0	-	31

Announcements

These results are provisional until the conclusion of any judicial and technical matters
 No. 284 warning board
 Started: 28 Classified: 28 Not classified: 0
 No. 225 time penalty 10 sec. / reason unfair driving

Margin of Victory	Ø km/h	Best Lap Tm	km/h	Best Lap by
2.915	89,309	51.035	89,938	207 - Ferenc KANCSAR

Timekeeping Ingrid and Meik Wagner: Clerk of the course Nigel Edwards: www.mylaps.com
 Steward (Chairman) Horst Seidel: Chief Scrutineer Paul Klaassen: Licensed to: Motorsport Events
 Printed: 12.05.2012 18:05:39 posted at: h



Rotax Euro Challenge 2012 Wackersdorf

Rotax Seniors

Wackersdorf 1,275 Km

RACE 12 Qualifying Heat 7 B-E

12.05.2012 14:20

Race (11 Laps) started at 14:22:15

Lap	Time of Day	Lap Tm	S1 Tm	S2 Tm	S3 Tm	Lap	Time of Day	Lap Tm	S1 Tm	S2 Tm	S3 Tm
(222) Pierce LEHANE						7	14:28:18.031	51.169	18.412	16.475	16.282
1	14:23:08.313	52.912	19.542	16.954	16.416	8	14:29:09.247	51.216	18.440	16.505	16.271
2	14:23:59.900	51.587	18.565	16.681	16.341	9	14:30:00.958	51.711	18.416	16.495	16.800
3	14:24:51.317	51.417	18.502	16.592	16.323	10	14:30:53.959	53.001	19.686	16.830	16.485
4	14:25:42.661	51.344	18.412	16.618	16.314	11	14:31:45.693	51.734	18.903	16.554	16.277
5	14:26:33.862	51.201	18.392	16.510	16.299	(214) Michael COOL					
6	14:27:25.066	51.204	18.383	16.547	16.274	1	14:23:09.029	53.512	19.940	17.061	16.511
7	14:28:16.119	51.053	18.353	16.514	16.186	2	14:24:00.698	51.669	18.453	16.779	16.437
8	14:29:07.263	51.144	18.414	16.509	16.221	3	14:24:52.266	51.568	18.418	16.779	16.371
9	14:29:58.329	51.066	18.411	16.468	16.187	4	14:25:43.747	51.481	18.427	16.716	16.338
10	14:30:49.526	51.197	18.467	16.448	16.282	5	14:26:36.008	52.261	18.830	16.689	16.742
11	14:31:40.741	51.215	18.457	16.508	16.250	6	14:27:28.191	52.183	18.807	16.988	16.388
(236) Andy KING						7	14:28:19.543	51.352	18.363	16.661	16.328
1	14:23:08.593	53.122	19.728	16.974	16.420	8	14:29:11.080	51.537	18.392	16.544	16.601
2	14:24:00.371	51.778	18.593	16.769	16.416	9	14:30:02.374	51.294	18.482	16.546	16.266
3	14:24:51.977	51.606	18.544	16.658	16.404	10	14:30:54.172	51.798	18.481	16.747	16.570
4	14:25:43.505	51.528	18.484	16.593	16.451	11	14:31:46.430	52.258	18.960	16.760	16.538
5	14:26:34.930	51.425	18.556	16.541	16.328	(301) Jonathan JOHANSSON					
6	14:27:26.396	51.466	18.521	16.598	16.347	1	14:23:09.561	53.886	20.254	17.127	16.505
7	14:28:17.810	51.414	18.454	16.607	16.353	2	14:24:02.042	52.481	19.364	16.777	16.340
8	14:29:09.045	51.235	18.441	16.484	16.310	3	14:24:53.455	51.413	18.516	16.574	16.323
9	14:30:00.743	51.698	18.709	16.544	16.445	4	14:25:44.794	51.339	18.509	16.551	16.279
10	14:30:52.345	51.602	18.816	16.512	16.274	5	14:26:36.228	51.434	18.435	16.627	16.372
11	14:31:43.656	51.311	18.535	16.485	16.291	6	14:27:28.705	52.477	18.978	16.764	16.735
(234) Ash HAND						7	14:28:20.268	51.563	18.780	16.493	16.290
1	14:23:09.694	53.914	20.412	16.967	16.535	8	14:29:11.682	51.414	18.490	16.653	16.271
2	14:24:01.509	51.815	18.839	16.614	16.362	9	14:30:03.003	51.321	18.606	16.464	16.251
3	14:24:52.947	51.438	18.505	16.694	16.239	10	14:30:54.426	51.423	18.522	16.580	16.321
4	14:25:44.357	51.410	18.420	16.608	16.382	11	14:31:46.671	52.245	18.857	16.836	16.552
5	14:26:35.850	51.493	18.412	16.705	16.376	(296) Josh HART					
6	14:27:27.201	51.351	18.641	16.476	16.234	1	14:23:10.371	54.606	20.817	16.969	16.820
7	14:28:18.556	51.355	18.395	16.635	16.325	2	14:24:02.581	52.210	19.136	16.766	16.308
8	14:29:09.774	51.218	18.441	16.551	16.226	3	14:24:54.262	51.681	18.637	16.672	16.372
9	14:30:00.843	51.069	18.375	16.447	16.247	4	14:25:46.024	51.762	18.850	16.591	16.321
10	14:30:52.707	51.864	19.132	16.497	16.235	5	14:26:37.502	51.478	18.507	16.578	16.393
11	14:31:43.892	51.185	18.421	16.558	16.206	6	14:27:29.020	51.518	18.558	16.613	16.347
(250) Ludvig MORIN						7	14:28:20.671	51.651	18.657	16.614	16.380
1	14:23:10.245	54.405	20.865	17.011	16.529	8	14:29:12.502	51.831	18.817	16.665	16.349
2	14:24:02.428	52.183	19.007	16.702	16.474	9	14:30:03.902	51.400	18.608	16.509	16.283
3	14:24:53.938	51.510	18.604	16.644	16.262	10	14:30:55.345	51.443	18.651	16.481	16.211
4	14:25:45.297	51.359	18.420	16.542	16.397	11	14:31:48.374	53.029	18.714	16.789	17.526
5	14:26:36.465	51.168	18.430	16.524	16.214	(293) Sandor JAKAB					
6	14:27:27.938	51.473	18.457	16.680	16.336	1	14:23:11.435	55.431	21.598	17.117	16.716
7	14:28:19.120	51.182	18.411	16.529	16.242	2	14:24:03.874	52.439	18.973	16.964	16.502
8	14:29:10.200	51.080	18.375	16.532	16.173	3	14:24:55.475	51.601	18.536	16.654	16.411
9	14:30:01.322	51.122	18.374	16.425	16.323	4	14:25:46.958	51.483	18.475	16.687	16.321
10	14:30:53.684	52.362	19.001	16.933	16.428	5	14:26:38.414	51.456	18.486	16.671	16.299
11	14:31:45.236	51.552	18.690	16.538	16.324	6	14:27:29.592	51.178	18.386	16.604	16.188
(213) Thomas BENISRI						7	14:28:20.855	51.263	18.438	16.570	16.255
1	14:23:10.001	54.320	20.658	16.978	16.684	8	14:29:12.682	51.827	18.742	16.726	16.359
2	14:24:02.810	52.809	19.665	16.808	16.336	9	14:30:04.480	51.798	18.553	16.847	16.398
3	14:24:54.405	51.595	18.520	16.791	16.284	10	14:30:56.273	51.793	19.006	16.584	16.203
4	14:25:45.832	51.427	18.493	16.598	16.336	11	14:31:48.487	52.214	18.375	16.596	17.243
5	14:26:37.130	51.298	18.386	16.628	16.284	(207) Ferenc KANCSAR					
6	14:27:28.613	51.483	18.304	16.660	16.519	1	14:23:11.504	55.427	21.660	17.179	16.588
7	14:28:19.890	51.277	18.490	16.503	16.284	2	14:24:03.484	51.980	18.720	16.874	16.386
8	14:29:10.959	51.069	18.277	16.489	16.303	3	14:24:55.997	52.513	19.639	16.634	16.240
9	14:30:02.015	51.056	18.348	16.442	16.266	4	14:25:47.856	51.859	18.790	16.640	16.429
10	14:30:53.787	51.772	18.523	16.625	16.624	5	14:26:39.747	51.891	18.776	16.650	16.465
11	14:31:45.576	51.789	18.874	16.541	16.374	6	14:27:31.004	51.257	18.399	16.590	16.268
(212) Jiri FORMAN						7	14:28:22.105	51.101	18.324	16.528	16.249
1	14:23:09.181	53.577	20.008	17.130	16.439	8	14:29:13.140	51.035	18.373	16.489	16.173
2	14:24:00.828	51.647	18.541	16.785	16.321	9	14:30:04.594	51.454	18.293	16.529	16.632
3	14:24:52.368	51.540	18.477	16.720	16.343	10	14:30:55.870	51.276	18.512	16.541	16.223
4	14:25:43.928	51.560	18.498	16.742	16.320	11	14:31:48.662	52.792	18.295	16.787	17.710
5	14:26:35.448	51.520	18.468	16.628	16.424	(223) Jacob NIELSEN					
6	14:27:26.862	51.414	18.570	16.521	16.323	1	14:23:11.843	55.344	21.679	17.157	16.508



Rotax Euro Challenge 2012 Wackersdorf

Rotax Seniors

Wackersdorf 1,275 Km

RACE 12 Qualifying Heat 7 B-E

12.05.2012 14:20

Race (11 Laps) started at 14:22:15

Lap	Time of Day	Lap Tm	S1 Tm	S2 Tm	S3 Tm	Lap	Time of Day	Lap Tm	S1 Tm	S2 Tm	S3 Tm
2	14:24:04.857	53.014	19.798	16.873	16.343	10	14:31:02.255	51.828	18.688	16.645	16.495
3	14:24:56.605	51.748	18.793	16.668	16.287	11	14:31:55.908	53.653	19.827	16.900	16.926
4	14:25:48.428	51.823	18.492	16.716	16.615						
5	14:26:40.124	51.696	18.748	16.604	16.344						
6	14:27:31.942	51.818	18.943	16.541	16.334						
7	14:28:23.480	51.538	18.537	16.577	16.424						
8	14:29:14.951	51.471	18.542	16.483	16.446						
9	14:30:07.313	52.362	19.309	16.742	16.311						
10	14:30:58.596	51.283	18.481	16.559	16.243						
11	14:31:50.575	51.979	18.802	16.580	16.597						
(217) Glen VAN DROOGENBROECK											
1	14:23:11.571	55.660	21.530	17.098	17.032						
2	14:24:04.033	52.462	19.251	16.788	16.423						
3	14:24:55.694	51.661	18.740	16.715	16.206						
4	14:25:47.692	51.998	18.847	16.709	16.442						
5	14:26:39.930	52.238	18.810	16.628	16.800						
6	14:27:32.631	52.701	19.547	16.732	16.422						
7	14:28:24.015	51.384	18.440	16.619	16.325						
8	14:29:15.235	51.220	18.452	16.556	16.212						
9	14:30:06.932	51.697	18.857	16.536	16.304						
10	14:30:58.419	51.487	18.626	16.576	16.285						
11	14:31:50.777	52.358	19.216	16.527	16.615						
(258) Mikkel JOHNSEN											
1	14:23:12.534	56.242	22.278	17.349	16.615						
2	14:24:05.948	53.414	19.499	17.538	16.377						
3	14:24:57.488	51.540	18.575	16.686	16.279						
4	14:25:48.785	51.297	18.424	16.560	16.313						
5	14:26:40.737	51.952	18.570	16.619	16.763						
6	14:27:33.481	52.744	19.359	16.775	16.610						
7	14:28:26.228	52.747	19.649	16.705	16.393						
8	14:29:17.336	51.108	18.398	16.472	16.238						
9	14:30:09.982	52.646	18.799	16.866	16.981						
10	14:31:01.913	51.931	18.980	16.661	16.290						
11	14:31:53.994	52.081	18.907	16.797	16.377						
(271) Christopher FRIEDRICH											
1	14:23:11.687	55.630	21.932	17.129	16.569						
2	14:24:04.530	52.843	19.705	16.787	16.351						
3	14:24:56.263	51.733	18.846	16.619	16.268						
4	14:25:48.211	51.948	18.632	16.785	16.531						
5	14:26:41.215	53.004	19.680	16.696	16.628						
6	14:27:34.696	53.481	19.464	16.975	17.042						
7	14:28:26.920	52.224	18.914	16.759	16.551						
8	14:29:19.441	52.521	19.663	16.594	16.264						
9	14:30:10.741	51.300	18.503	16.543	16.254						
10	14:31:02.333	51.592	18.535	16.648	16.409						
11	14:31:57.652	55.319	18.886	19.183	17.250						
(288) Cecile MARTINI											
1	14:23:16.255	59.216	25.410	17.230	16.576						
2	14:24:08.559	52.304	18.951	16.877	16.476						
3	14:25:01.601	53.042	19.016	17.466	16.560						
4	14:25:53.218	51.617	18.633	16.693	16.291						
5	14:26:44.905	51.687	18.785	16.632	16.270						
6	14:27:36.836	51.931	18.775	16.729	16.427						
7	14:28:29.511	52.675	18.866	17.185	16.624						
8	14:29:21.439	51.928	18.858	16.801	16.269						
9	14:30:13.121	51.682	18.796	16.511	16.375						
10	14:31:04.825	51.704	18.765	16.690	16.249						
11	14:31:57.766	52.941	19.297	17.076	16.568						
(284) Oliver MYERS											
1	14:23:13.385	57.172	22.504	18.163	16.505						
2	14:24:06.351	52.966	19.106	17.383	16.477						
3	14:24:58.234	51.883	18.705	16.752	16.426						
4	14:25:51.242	53.008	18.737	16.877	17.394						
5	14:26:43.495	52.253	18.843	16.644	16.766						
6	14:27:35.965	52.470	18.819	17.189	16.462						
7	14:28:29.330	53.365	19.171	17.020	16.174						
8	14:29:22.445	53.115	20.105	16.633	16.377						
9	14:30:14.214	51.769	18.658	16.617	16.494						
10	14:31:06.457	52.243	19.225	16.686	16.332						
11	14:31:59.155	52.698	19.698	16.617	16.383						
(226) Erik STILLMANN											
1	14:23:12.984	56.394	22.227	17.518	16.649						
2	14:24:07.082	54.098	19.245	18.308	16.545						
3	14:24:58.684	51.602	18.559	16.720	16.323						
4	14:25:50.825	52.141	18.675	16.685	16.781						
(225) Jeremie LESOUDIER											
1	14:23:12.127	55.762	22.058	17.220	16.484						
2	14:24:05.161	53.034	19.730	16.892	16.412						
3	14:24:57.059	51.898	18.833	16.679	16.386						
4	14:25:48.588	51.529	18.415	16.695	16.419						
5	14:26:40.908	52.320	19.011	16.817	16.492						
6	14:27:33.950	53.042	19.522	17.021	16.499						
7	14:28:28.510	54.560	20.062	17.887	16.611						
8	14:29:20.044	51.534	18.658	16.581	16.295						
9	14:30:11.235	51.191	18.438	16.536	16.217						
10	14:31:02.699	51.464	18.484	16.589	16.391						
11	14:31:55.870	53.171	19.229	17.208	16.734						
(257) Ebba GRANDIN											
1	14:23:14.261	57.459	23.565	17.280	16.614						
2	14:24:08.279	54.018	19.518	17.593	16.907						
3	14:25:00.772	52.493	18.894	17.039	16.560						
4	14:25:52.538	51.766	18.545	16.840	16.381						
5	14:26:43.961	51.423	18.557	16.586	16.280						
6	14:27:35.522	51.561	18.547	16.750	16.264						
7	14:28:27.218	51.696	18.547	16.931	16.218						
8	14:29:18.995	51.777	18.925	16.559	16.293						
9	14:30:10.427	51.432	18.464	16.606	16.362						

Timekeeping Ingrid and Meik Wagner:

Clerk of the course Nigel Edwards:

www.mylaps.com

Steward (Chairman) Horst Seidel:

Chief Scrutineer Paul Klaassen:

Licensed to: Motorsport Events



Rotax Euro Challenge 2012 Wackersdorf

Rotax Seniors

Wackersdorf 1,275 Km

RACE 12 Qualifying Heat 7 B-E

12.05.2012 14:20

Race (11 Laps) started at 14:22:15

Lap	Time of Day	Lap Tm	S1 Tm	S2 Tm	S3 Tm
5	14:26:42.268	51.443	18.505	16.537	16.401
6	14:27:34.377	52.109	18.589	16.956	16.564
7	14:28:29.272	54.895	20.843	17.452	16.600
8	14:29:23.038	53.766	20.591	16.716	16.459
9	14:30:14.656	51.618	18.676	16.602	16.340
10	14:31:06.181	51.525	18.500	16.619	16.406
11	14:31:59.727	53.546	20.105	16.728	16.713

(245) Hubert PETIT

1	14:23:16.988	1:00.018	26.407	17.081	16.530
2	14:24:08.829	51.841	18.698	16.749	16.394
3	14:25:01.347	52.518	18.927	17.152	16.439
4	14:25:52.689	51.342	18.535	16.493	16.314
5	14:26:44.313	51.624	18.893	16.445	16.286
6	14:27:36.126	51.813	18.515	16.699	16.599
7	14:28:28.444	52.318	18.760	16.896	16.662
8	14:29:19.785	51.341	18.536	16.572	16.233
9	14:30:11.052	51.267	18.509	16.437	16.321
10	14:31:02.552	51.500	18.472	16.607	16.421
11	14:32:01.467	58.915	18.945	22.782	17.188

(230) Charlie TURNER

1	14:23:14.448	56.967	23.417	17.089	16.461
2	14:24:08.188	53.740	19.180	17.589	16.971
3	14:25:09.013	1:00.825	18.934	24.965	16.926
4	14:26:01.193	52.180	19.130	16.683	16.367
5	14:26:52.780	51.587	18.757	16.489	16.341
6	14:27:44.511	51.731	18.782	16.536	16.413
7	14:28:36.141	51.630	18.715	16.462	16.453
8	14:29:28.124	51.983	18.732	16.598	16.653
9	14:30:19.685	51.561	18.750	16.460	16.351
10	14:31:11.282	51.597	18.752	16.467	16.378
11	14:32:03.093	51.811	18.770	16.619	16.422

(267) Max RENBERG

1	14:23:40.348	1:23.678	49.325	17.481	16.872
2	14:24:33.148	52.800	19.091	16.952	16.757
3	14:25:25.827	52.679	19.114	16.866	16.699
4	14:26:18.397	52.570	19.035	16.923	16.612
5	14:27:11.063	52.666	19.163	16.846	16.657
6	14:28:03.441	52.378	19.012	16.751	16.615
7	14:28:55.930	52.489	18.942	16.829	16.718
8	14:29:48.121	52.191	18.866	16.718	16.607
9	14:30:40.487	52.366	18.952	16.767	16.647
10	14:31:32.756	52.269	18.967	16.672	16.630
11	14:32:25.265	52.509	18.950	16.825	16.734

(242) Miroslav KOVAR

1	14:23:14.083	57.378	22.655	18.065	16.658
2	14:24:08.347	54.264	18.943	18.462	16.859



Rotax Euro Challenge 2012 Wackersdorf

Rotax Seniors Wackersdorf 1,275 Km

RACE 13 Qualifying Heat 8 A-D 12.05.2012 14:40

Race (11 Laps) started at 14:42:11

Pos	No.	Name	Nat.	Chassis	Race Team	Laps	Total Tm	Diff	Best Tm	In Lap	km/h	Points
1	254	Harrison SCOTT	GBR	Tonykart	Strawberry Racing	11	9:28.080		51.103	11	89,819	0
2	208	Charlie EASTWOOD	IRL	Formula K	Protrain Racing	11	9:28.819	0.739	51.162	10	89,715	2
3	203	Edward BRAND	GBR	Formula K	Formula K Europe	11	9:31.560	3.480	51.327	5	89,427	3
4	299	Philip MORIN	SWE	Alonso	Dan Holland Racing	11	9:33.337	5.257	51.293	11	89,486	4
5	278	Barrie PULLINGER	GBR	Alonso	Dan Holland Racing	11	9:35.224	7.144	51.543	8	89,052	5
6	220	Mathias SMITH	DEN	Kosmic	Star Karting	11	9:35.605	7.525	51.405	11	89,291	6
7	263	Henry EASTHOPE	GBR	Sodikart	Sodikart Junior Team	11	9:36.706	8.626	51.369	9	89,354	7
8	218	Nicolai NIELSEN	DEN	TBA	Star Karting	11	9:37.337	9.257	51.674	9	88,826	8
9	238	Alexandre FINKELSTEIN	FRA	Tonykart	MD Competition	11	9:37.374	9.294	51.342	9	89,400	9
10	233	Manon CHAVAGNE	NED	Topkart	Slangen Karting	11	9:40.602	12.522	51.742	6	88,709	10
11	232	James SINGLETON	GBR	CRG	Coles Racing	11	9:41.409	13.329	51.621	11	88,917	11
12	280	Brandon NILSSON	SWE	Exprit	Brandon Racing	11	9:42.124	14.044	51.609	9	88,938	12
13	286	Lukasz BARTOSZUK	POL	Praga	Uniq Racing	11	9:43.028	14.948	51.715	9	88,756	13
14	262	Alex ENGBLOM	SWE	Tonykart	Soda Kart	11	9:43.406	15.326	51.606	3	88,943	14
15	303	Giorgio MAGGI	SUI	Tonykart	Blacky Racing	11	9:45.172	17.092	51.651	4	88,866	15
16	219	Andreas BACKMAN	SWE	Tonykart	Strawberry Racing	11	9:46.046	17.966	51.689	10	88,800	16
17	243	Glenn VAN PARIJS	BEL	Zanardi	Raw Racing Team	11	9:46.737	18.657	51.684	3	88,809	17
18	279	Juuso KAUKELIN	FIN	Tonykart	JTL Racing	11	9:46.922	18.842	52.089	11	88,118	18
19	248	Artem KOROLEV	CAN	Intrepid	Team TKP	11	9:47.781	19.701	52.118	5	88,069	19
20	300	Joel AFFOLTER	NED	Gillard	PDB Racing Team	11	9:50.733	22.653	52.243	9	87,859	20
21	246	Sabedin Berat TURKER	TUR	Formula K	Protrain Racing	11	9:50.934	22.854	51.711	10	88,763	21
22	240	Petr BEZEL	CZE	MS Kart	MS Kart Racing Team	11	9:53.113	25.033	51.700	3	88,781	22
23	283	Marco FORRER	SUI	Mach 1	Kartteam Meier	11	9:53.634	25.554	52.538	11	87,365	23
24	221	Jesse LAZARE	CAN	Formula K	Chapman Racing/Protrain	11	10:03.931	35.851	51.712	11	88,761	24
25	268	Francisco MORA	POR	FA	Cabo do Mundo Kartteam	10	9:35.359	1 Lap	51.477	10	89,166	25
26	252	Juuso PYKALAINEN	FIN	Tonykart	MPT Racing	5	4:43.417	6 Laps	52.452	4	87,509	26
27	211	Shaun SLAVIN	GBR	Formula K	Formula K Europe	1	1:13.342	10 Laps	1:13.184	1	62,719	27
28	294	Makino TADASUKE	JPN	Birel	Kalman Motorsport		0.000	11 Laps		0	-	28
29	290	Ukyo SASAHARA	JPN	DR	VPDR		0.556	11 Laps		0	-	29

Announcements

These results are provisional until the conclusion of any judicial and technical matters
 Started: 29 Classified: 29 Not classified: 0

Margin of Victory	Ø km/h	Best Lap Tm	km/h	Best Lap by
0.739	88,878	51.103	89,819	254 - Harrison SCOTT

Timekeeping Ingrid and Meik Wagner: Clerk of the course Nigel Edwards: www.mylaps.com
 Steward (Chairman) Horst Seidel: Chief Scrutineer Paul Klaassen: Licensed to: Motorsport Events
 Printed: 12.05.2012 14:53:44 posted at: h



Rotax Euro Challenge 2012 Wackersdorf

Rotax Seniors

Wackersdorf 1,275 Km

RACE 13 Qualifying Heat 8 A-D

12.05.2012 14:40

Race (11 Laps) started at 14:42:11

Lap	Time of Day	Lap Tm	S1 Tm	S2 Tm	S3 Tm
(254) Harrison SCOTT					
1	14:43:05.292	53.725	20.323	16.908	16.494
2	14:43:57.386	52.094	18.749	16.797	16.548
3	14:44:49.109	51.723	18.709	16.658	16.356
4	14:45:40.446	51.337	18.403	16.637	16.297
5	14:46:31.769	51.323	18.481	16.561	16.281
6	14:47:23.179	51.410	18.496	16.601	16.313
7	14:48:14.615	51.436	18.587	16.572	16.277
8	14:49:05.874	51.259	18.465	16.579	16.215
9	14:49:57.267	51.393	18.527	16.589	16.277
10	14:50:48.433	51.166	18.451	16.497	16.218
11	14:51:39.536	51.103	18.442	16.460	16.201

(208) Charlie EASTWOOD					
1	14:43:04.916	53.431	19.791	17.067	16.573
2	14:43:57.157	52.241	18.883	16.826	16.532
3	14:44:49.302	52.145	19.101	16.708	16.336
4	14:45:40.797	51.495	18.487	16.642	16.366
5	14:46:32.291	51.494	18.587	16.603	16.304
6	14:47:23.681	51.390	18.516	16.570	16.304
7	14:48:15.016	51.335	18.536	16.563	16.236
8	14:49:06.341	51.325	18.529	16.532	16.264
9	14:49:57.701	51.360	18.587	16.517	16.256
10	14:50:48.863	51.162	18.454	16.463	16.245
11	14:51:40.275	51.412	18.554	16.542	16.316

(203) Edward BRAND					
1	14:43:06.556	54.626	21.183	16.886	16.557
2	14:43:58.575	52.019	18.829	16.693	16.497
3	14:44:50.352	51.777	18.735	16.602	16.440
4	14:45:41.968	51.616	18.729	16.540	16.347
5	14:46:33.295	51.327	18.536	16.475	16.316
6	14:47:24.809	51.514	18.491	16.561	16.462
7	14:48:16.417	51.608	18.615	16.630	16.363
8	14:49:08.061	51.644	18.594	16.662	16.388
9	14:49:59.627	51.566	18.660	16.549	16.357
10	14:50:51.295	51.668	18.673	16.610	16.385
11	14:51:43.016	51.721	18.702	16.632	16.387

(299) Philip MORIN					
1	14:43:08.921	57.176	23.306	17.051	16.819
2	14:44:00.857	51.936	18.563	16.938	16.435
3	14:44:52.845	51.988	18.630	16.710	16.648
4	14:45:44.622	51.777	18.728	16.655	16.394
5	14:46:36.346	51.724	18.653	16.655	16.416
6	14:47:27.850	51.504	18.550	16.648	16.306
7	14:48:19.254	51.404	18.507	16.571	16.326
8	14:49:10.595	51.341	18.480	16.577	16.284
9	14:50:02.005	51.410	18.530	16.574	16.306
10	14:50:53.500	51.495	18.490	16.667	16.338
11	14:51:44.793	51.293	18.480	16.533	16.280

(278) Barrie PULLINGER					
1	14:43:07.843	55.590	21.824	17.044	16.722
2	14:44:00.260	52.417	18.923	16.958	16.536
3	14:44:52.663	52.403	18.773	16.932	16.698
4	14:45:44.777	52.114	18.768	16.923	16.423
5	14:46:36.757	51.980	18.639	16.863	16.478
6	14:47:28.315	51.558	18.510	16.671	16.377
7	14:48:19.942	51.627	18.584	16.626	16.417
8	14:49:11.485	51.543	18.521	16.660	16.362
9	14:50:03.164	51.679	18.582	16.725	16.372
10	14:50:55.005	51.841	18.756	16.712	16.373
11	14:51:46.680	51.675	18.589	16.661	16.425

(220) Mathias SMITH					
1	14:43:08.245	55.282	21.474	17.021	16.787
2	14:44:00.582	52.337	18.835	16.965	16.537
3	14:44:53.357	52.775	18.792	17.051	16.932
4	14:45:45.134	51.777	18.708	16.642	16.427
5	14:46:37.210	52.076	18.595	16.850	16.631
6	14:47:28.874	51.664	18.577	16.674	16.413

7	14:48:20.522	51.648	18.559	16.633	16.456
8	14:49:12.252	51.730	18.623	16.648	16.459
9	14:50:03.962	51.710	18.697	16.607	16.406
10	14:50:55.656	51.694	18.667	16.638	16.389
11	14:51:47.061	51.405	18.487	16.574	16.344

(263) Henry EASTHOPE					
1	14:43:11.543	57.870	24.393	16.916	16.561
2	14:44:03.154	51.611	18.564	16.690	16.357
3	14:44:54.723	51.569	18.554	16.609	16.406
4	14:45:47.244	52.521	19.035	16.974	16.512
5	14:46:39.058	51.814	18.606	16.765	16.443
6	14:47:30.557	51.499	18.522	16.644	16.333
7	14:48:21.937	51.380	18.547	16.537	16.296
8	14:49:13.351	51.414	18.542	16.607	16.265
9	14:50:04.720	51.369	18.552	16.589	16.228
10	14:50:56.222	51.502	18.478	16.697	16.327
11	14:51:48.162	51.940	18.795	16.789	16.356

(218) Nicolai NIELSEN					
1	14:43:07.983	55.543	21.774	17.069	16.700
2	14:44:00.440	52.457	18.922	16.990	16.545
3	14:44:52.562	52.122	18.719	16.692	16.711
4	14:45:44.345	51.783	18.666	16.670	16.447
5	14:46:37.024	52.679	18.684	17.461	16.534
6	14:47:29.011	51.987	18.606	16.951	16.430
7	14:48:20.849	51.838	18.713	16.686	16.439
8	14:49:12.622	51.773	18.681	16.694	16.398
9	14:50:04.296	51.674	18.602	16.680	16.392
10	14:50:56.069	51.773	18.635	16.715	16.423
11	14:51:48.793	52.724	18.853	17.271	16.600

(238) Alexandre FINKELSTEIN					
1	14:43:11.339	58.289	24.711	17.032	16.546
2	14:44:02.884	51.545	18.484	16.640	16.421
3	14:44:54.298	51.414	18.508	16.571	16.335
4	14:45:47.093	52.795	19.290	16.952	16.553
5	14:46:38.768	51.675	18.610	16.694	16.371
6	14:47:30.316	51.548	18.587	16.621	16.340
7	14:48:22.134	51.818	18.928	16.599	16.291
8	14:49:13.566	51.432	18.513	16.607	16.312
9	14:50:04.908	51.342	18.486	16.622	16.234
10	14:50:56.331	51.423	18.493	16.682	16.248
11	14:51:48.830	52.499	18.818	16.870	16.811

(233) Manon CHAVAGNE					
1	14:43:08.316	55.130	21.526	16.966	16.638
2	14:44:01.079	52.763	18.922	17.086	16.755
3	14:44:53.219	52.140	18.694	16.789	16.657
4	14:45:46.655	53.436	20.078	16.853	16.505
5	14:46:39.326	52.671	18.866	16.716	17.089
6	14:47:31.068	51.742	18.608	16.766	16.368
7	14:48:22.916	51.848	18.722	16.685	16.441
8	14:49:15.233	52.317	18.936	16.884	16.497
9	14:50:07.366	52.133	18.855	16.796	16.482
10	14:50:59.666	52.300	19.093	16.787	16.420
11	14:51:52.058	52.392	19.069	16.840	16.483

(232) James SINGLETON					
1	14:43:09.839	57.719	24.386	16.850	16.483
2	14:44:01.677	51.838	18.527	16.565	16.746
3	14:44:53.655	51.978	18.740	16.792	16.446
4	14:45:48.526	54.871	21.433	16.808	16.630
5	14:46:41.831	53.305	19.248	16.882	17.175
6	14:47:34.235	52.404	19.099	16.733	16.572
7	14:48:26.199	51.964	18.622	16.654	16.688
8	14:49:17.912	51.713	18.606	16.694	16.413
9	14:50:09.592	51.680	18.709	16.581	16.390
10	14:51:01.244	51.652	18.738	16.572	16.342
11	14:51:52.865	51.621	18.679	16.559	16.383

(280) Brandon NILSSON					
1	14:43:12.928	59.500	25.296	17.530	16.674



Rotax Euro Challenge 2012 Wackersdorf

Rotax Seniors

Wackersdorf 1,275 Km

RACE 13 Qualifying Heat 8 A-D

12.05.2012 14:40

Race (11 Laps) started at 14:42:11

Lap	Time of Day	Lap Tm	S1 Tm	S2 Tm	S3 Tm	Lap	Time of Day	Lap Tm	S1 Tm	S2 Tm	S3 Tm
2	14:44:04.879	51.951	18.717	16.773	16.461	10	14:51:05.460	52.168	18.954	16.768	16.446
3	14:44:56.741	51.862	18.434	16.996	16.432	11	14:51:58.193	52.733	19.427	16.715	16.591
4	14:45:49.066	52.325	18.622	16.846	16.857						
5	14:46:41.694	52.628	18.831	16.974	16.823						
6	14:47:34.315	52.621	18.854	16.766	17.001	(279) Juuso KAUKELIN					
7	14:48:26.624	52.309	18.799	16.689	16.821	1	14:43:14.297	1:00.705	25.445	17.683	17.577
8	14:49:18.555	51.931	18.878	16.687	16.366	2	14:44:06.829	52.532	18.848	17.152	16.532
9	14:50:10.164	51.609	18.552	16.726	16.331	3	14:44:58.957	52.128	18.798	16.874	16.456
10	14:51:01.935	51.771	18.691	16.626	16.454	4	14:45:51.147	52.190	18.774	16.908	16.508
11	14:51:53.580	51.645	18.609	16.675	16.361	5	14:46:43.371	52.224	18.701	16.886	16.637
						6	14:47:36.241	52.870	19.409	16.994	16.467
						7	14:48:28.997	52.756	19.320	17.011	16.425
						8	14:49:21.494	52.497	19.162	16.844	16.491
						9	14:50:13.809	52.315	19.063	16.792	16.460
						10	14:51:06.289	52.480	19.090	16.916	16.474
						11	14:51:58.378	52.089	18.776	16.834	16.479
						(248) Artem KOROLEV					
						1	14:43:12.809	58.911	24.714	17.095	17.102
						2	14:44:05.190	52.381	19.066	16.773	16.542
						3	14:44:57.635	52.445	19.001	16.693	16.751
						4	14:45:50.124	52.489	19.039	16.865	16.585
						5	14:46:42.242	52.118	18.962	16.753	16.403
						6	14:47:35.388	53.146	19.140	17.114	16.892
						7	14:48:28.383	52.995	19.701	16.732	16.562
						8	14:49:21.270	52.887	19.484	16.804	16.599
						9	14:50:14.385	53.115	19.854	16.714	16.547
						10	14:51:06.819	52.434	19.318	16.681	16.435
						11	14:51:59.237	52.418	19.068	16.752	16.598
						(300) Joel AFFOLTER					
						1	14:43:15.738	1:02.696	27.515	17.509	17.672
						2	14:44:08.632	52.894	18.970	17.184	16.740
						3	14:45:02.168	53.536	19.291	17.379	16.866
						4	14:45:54.955	52.787	18.787	17.269	16.731
						5	14:46:47.732	52.777	19.292	16.918	16.567
						6	14:47:40.162	52.430	18.959	16.929	16.542
						7	14:48:32.856	52.694	19.042	17.101	16.551
						8	14:49:25.248	52.392	18.929	16.906	16.557
						9	14:50:17.491	52.243	18.918	16.840	16.485
						10	14:51:09.883	52.392	18.978	16.843	16.571
						11	14:52:02.189	52.306	18.851	16.859	16.596
						(246) Sabedin Berat TURKER					
						1	14:43:15.386	1:03.028	28.909	17.363	16.756
						2	14:44:08.353	52.967	19.026	17.074	16.867
						3	14:45:02.277	53.924	19.329	17.235	17.360
						4	14:45:54.668	52.391	18.841	16.952	16.598
						5	14:46:50.753	56.085	22.561	17.084	16.440
						6	14:47:42.794	52.041	18.827	16.823	16.391
						7	14:48:34.707	51.913	18.654	16.871	16.388
						8	14:49:27.141	52.434	19.039	16.984	16.411
						9	14:50:18.879	51.738	18.673	16.719	16.346
						10	14:51:10.590	51.711	18.730	16.697	16.284
						11	14:52:02.390	51.800	18.547	16.909	16.344
						(240) Petr BEZEL					
						1	14:43:11.089	59.084	25.506	17.073	16.505
						2	14:44:03.799	52.710	19.370	16.880	16.460
						3	14:44:55.499	51.700	18.652	16.662	16.386
						4	14:45:48.596	53.097	19.416	16.871	16.810
						5	14:46:41.536	52.940	19.045	16.937	16.958
						6	14:47:35.459	53.923	20.004	17.312	16.607
						7	14:48:27.938	52.479	19.338	16.778	16.363
						8	14:49:20.165	52.227	18.940	16.856	16.431
						9	14:50:19.597	59.432	18.792	16.724	23.916
						10	14:51:12.162	52.565	19.290	16.788	16.487
						11	14:52:04.569	52.407	18.787	16.948	16.672
						(283) Marco FORRER					
						1	14:43:14.521	1:00.579	25.866	17.139	17.574
						2	14:44:07.511	52.990	19.087	17.106	16.797
						3	14:45:00.869	53.358	19.778	16.877	16.703
						4	14:45:54.440	53.571	19.349	17.208	17.014

Timekeeping Ingrid and Meik Wagner:

Clerk of the course Nigel Edwards:

www.mylaps.com

Steward (Chairman) Horst Seidel:

Chief Scrutineer Paul Klaassen:

Licensed to: Motorsport Events



Rotax Euro Challenge 2012 Wackersdorf

Rotax Seniors

Wackersdorf 1,275 Km

RACE 13 Qualifying Heat 8 A-D

12.05.2012 14:40

Race (11 Laps) started at 14:42:11

Lap	Time of Day	Lap Tm	S1 Tm	S2 Tm	S3 Tm
5	14:46:48.060	53.620	19.176	16.860	17.584
6	14:47:41.428	53.368	19.569	17.048	16.751
7	14:48:34.062	52.634	19.187	16.883	16.564
8	14:49:26.976	52.914	19.389	16.832	16.693
9	14:50:19.720	52.744	19.302	16.793	16.649
10	14:51:12.552	52.832	18.897	16.856	17.079
11	14:52:05.090	52.538	19.092	16.786	16.660

(221) Jesse LAZARE

1	14:43:35.802	1:24.144	49.245	17.874	17.025
2	14:44:28.372	52.570	19.055	16.917	16.598
3	14:45:20.514	52.142	18.804	16.789	16.549
4	14:46:12.514	52.000	18.764	16.724	16.512
5	14:47:04.419	51.905	18.642	16.774	16.489
6	14:47:56.310	51.891	18.742	16.727	16.422
7	14:48:48.163	51.853	18.722	16.721	16.410
8	14:49:40.039	51.876	18.656	16.790	16.430
9	14:50:31.820	51.781	18.713	16.666	16.402
10	14:51:23.675	51.855	18.723	16.713	16.419
11	14:52:15.387	51.712	18.636	16.726	16.350

(268) Francisco MORA

1	14:43:10.091	57.632	24.609	16.732	16.291
2	14:44:01.737	51.646	18.524	16.599	16.523
3	14:44:53.443	51.706	18.528	16.632	16.546
4	14:45:47.598	54.155	21.113	16.611	16.431
5	14:46:39.866	52.268	18.744	16.605	16.919
6	14:47:32.512	52.646	18.878	16.923	16.845
7	14:48:26.518	54.006	19.461	17.065	17.480
8	14:49:21.909	55.391	19.558	17.118	18.715
9	14:50:55.338	1:33.429	1:00.220	16.762	16.447
10	14:51:46.815	51.477	18.437	16.712	16.328

(252) Juuso PYKALAINEN

1	14:43:14.425	1:01.654	27.286	17.169	17.199
2	14:44:07.975	53.550	19.311	17.151	17.088
3	14:45:02.090	54.115	19.443	17.741	16.931
4	14:45:54.542	52.452	18.483	16.973	16.996
5	14:46:54.873	1:00.331	22.884	17.452	19.995

(211) Shaun SLAVIN

1	14:43:24.798	1:13.184	31.704	22.629	18.851
---	--------------	-----------------	---------------	---------------	---------------



Rotax Euro Challenge 2012 Wackersdorf

Rotax Seniors

Wackersdorf 1,275 Km

RACE 15 Qualifying Heat 9 C-E

12.05.2012 15:40

Race (11 Laps) started at 15:42:21

Pos	No.	Name	Nat.	Chassis	Race Team	Laps	Total Tm	Diff	Best Tm	In Lap	km/h	Points
1	205	Sean BABINGTON	GBR	Alonso	Dan Holland Racing	11	9:36.002		51.728	9	88,733	0
2	269	John FRIBERG	SWE	Tonykart	Soda Kart	11	9:36.292	0.290	51.829	6	88,560	2
3	260	Bas de LAAT	NED	Gillard	PDB Racing Team	11	9:36.455	0.453	51.712	9	88,761	3
4	212	Jiri FORMAN	GBR	MS Kart	MS Kart Racing Team	11	9:36.606	0.604	51.708	8	88,768	4
5	250	Ludvig MORIN	SWE	Kosmic	Paul Carr Racing	11	9:37.459	1.457	51.716	8	88,754	5
6	213	Thomas BENISRI	FRA	Sodikart	Win Max	11	9:37.572	1.570	51.540	9	89,057	6
7	224	Aavo TALVAR	EST	Intrepid	Talvar Racing	11	9:38.211	2.209	51.456	10	89,202	7
8	296	Josh HART	NZL	Birel	Kalman Motorsport	11	9:38.790	2.788	51.969	11	88,322	8
9	216	Bryan EERDEN	NED	Gillard	PDB Racing Team	11	9:39.584	3.582	51.564	7	89,016	9
10	261	Stephane KOX	NED	Formula K	Formula K Europe	11	9:40.044	4.042	51.582	7	88,985	10
11	214	Michael COOL	BEL	Tonykart	Bouvin Power	11	9:40.314	4.312	51.776	10	88,651	11
12	223	Jacob NIELSEN	DEN	Kosmic	Star Karting	11	9:40.822	4.820	51.597	7	88,959	12
13	255	Moritz OBERHEIM	GER	LH Kart	Matis Motorsport	11	9:43.684	7.682	51.808	4	88,596	13
14	272	Jules COUSIN	FRA	FA Kart	DSS Kart	11	9:44.109	8.107	51.794	10	88,620	14
15	259	Nicolas PICOT	FRA	Sodikart	Kart Pro Racing	11	9:44.667	8.665	51.818	10	88,579	15
16	270	Santeri VARIS	FIN	Tonykart	JTL Racing	11	9:45.902	9.900	52.128	10	88,052	16
17	271	Christopher FRIEDRICH	GER	Praga	M-Tec/Praga Racing	11	9:46.040	10.038	52.058	6	88,171	17
18	266	Petr FULIN	CZE	MS Kart	MS Kart Racing Team	11	9:46.727	10.725	51.851	10	88,523	18
19	304	Oliver NORRIS	GBR	Tonykart	RL Racing Dept Ltd	11	9:47.150	11.148	52.103	10	88,095	19
20	226	Erik STILLMANN	SWE	Sodikart	Wallberg Motorsport	11	9:47.845	11.843	52.002	6	88,266	20
21	306	Kevin KEMMLING	GER	Formula K	Kartschmie.de	11	9:48.149	12.147	51.969	4	88,322	21
22	288	Cecile MARTINI	FRA	Sodikart	Martini Racing	11	9:48.506	12.504	52.061	11	88,166	22
23	267	Max RENBERG	SWE	Tonykart	Soda Kart	11	9:49.149	13.147	52.342	9	87,692	23
24	302	Kevin MINIER	FRA	Tonykart	MD Competition	11	9:49.318	13.316	52.060	11	88,167	24
25	244	Eva BENES	FRA	Kosmic	PKS	11	9:49.656	13.654	52.010	4	88,252	25
26	241	Pierre AUVRAY	FRA	FA Kart	DSS Kart	11	9:54.206	18.204	52.163	8	87,993	26
27	237	Sten Dorian PIIRIMAGI	EST	Tonykart	Aix Racing Team	11	10:05.812	29.810	51.900	8	88,439	27
28	275	Benjamin KARLOG	DEN	Tonykart	RS Competition	11	10:20.482	44.480	52.126	4	88,056	28

Announcements

These results are provisional until the conclusion of any judicial and technical matters

Started: 28 Classified: 28 Not classified: 0

Margin of Victory	Ø km/h	Best Lap Tm	km/h	Best Lap by
0.290	87,656	51.456	89,202	224 - Aavo TALVAR

Official Timing www.camp-company.de / www.motorsport-events.se

Orbits

Timekeeping Ingrid and Meik Wagner:

Clerk of the course Nigel Edwards:

www.mylaps.com

Steward (Chairman) Horst Seidel:

Chief Scrutineer Paul Klaassen:

Licensed to: Motorsport Events

Printed: 12.05.2012 15:53:32

posted at:

h



Rotax Euro Challenge 2012 Wackersdorf

Rotax Seniors

Wackersdorf 1,275 Km

RACE 15 Qualifying Heat 9 C-E

12.05.2012 15:40

Race (11 Laps) started at 15:42:21

Lap	Time of Day	Lap Tm	S1 Tm	S2 Tm	S3 Tm	Lap	Time of Day	Lap Tm	S1 Tm	S2 Tm	S3 Tm
(205) Sean BABINGTON						7	15:48:31.565	52.201	18.675	16.871	16.655
1	15:43:15.059	53.822	20.022	17.104	16.696	8	15:49:23.403	51.838	18.732	16.682	16.424
2	15:44:07.912	52.853	19.383	16.959	16.511	9	15:50:14.943	51.540	18.473	16.744	16.323
3	15:45:00.328	52.416	18.940	16.918	16.558	10	15:51:06.651	51.708	18.583	16.706	16.419
4	15:45:52.394	52.066	18.679	16.801	16.586	11	15:51:58.809	52.158	18.621	16.732	16.805
5	15:46:44.228	51.834	18.642	16.699	16.493	(224) Aavo TALVAR					
6	15:47:36.195	51.967	18.664	16.750	16.553	1	15:43:17.568	55.648	21.549	17.229	16.870
7	15:48:28.523	52.328	19.035	16.866	16.427	2	15:44:10.840	53.272	19.302	16.951	17.019
8	15:49:20.395	51.872	18.665	16.778	16.429	3	15:45:03.304	52.464	19.085	16.856	16.523
9	15:50:12.123	51.728	18.558	16.708	16.462	4	15:45:55.469	52.165	18.844	16.805	16.516
10	15:51:04.586	52.463	19.174	16.649	16.640	5	15:46:48.687	53.218	19.827	16.834	16.557
11	15:51:57.239	52.653	18.940	17.101	16.612	6	15:47:40.516	51.829	18.654	16.708	16.467
(269) John FRIBERG						7	15:48:32.146	51.630	18.605	16.670	16.355
1	15:43:15.500	53.809	20.253	17.025	16.531	8	15:49:24.678	52.532	18.800	16.772	16.960
2	15:44:08.703	53.203	19.322	17.257	16.624	9	15:50:16.365	51.687	18.760	16.624	16.303
3	15:45:00.828	52.125	18.665	16.871	16.589	10	15:51:07.821	51.456	18.478	16.573	16.405
4	15:45:52.685	51.857	18.522	16.822	16.513	11	15:51:59.448	51.627	18.623	16.613	16.391
5	15:46:44.539	51.854	18.611	16.829	16.414	(296) Josh HART					
6	15:47:36.368	51.829	18.596	16.713	16.520	1	15:43:16.812	54.897	21.075	17.196	16.626
7	15:48:28.260	51.892	18.601	16.768	16.523	2	15:44:09.668	52.856	18.855	17.102	16.899
8	15:49:20.197	51.937	18.724	16.774	16.439	3	15:45:02.150	52.482	18.752	16.918	16.812
9	15:50:12.315	52.118	18.887	16.796	16.435	4	15:45:54.351	52.201	18.825	16.803	16.573
10	15:51:04.830	52.515	18.774	16.969	16.772	5	15:46:46.892	52.541	18.802	16.882	16.857
11	15:51:57.529	52.699	18.821	17.148	16.730	6	15:47:39.579	52.687	19.019	17.044	16.624
(260) Bas de LAAT						7	15:48:31.721	52.142	18.755	16.771	16.616
1	15:43:15.363	54.043	20.108	17.359	16.576	8	15:49:23.881	52.160	18.902	16.731	16.527
2	15:44:08.509	53.146	19.595	16.955	16.596	9	15:50:15.880	51.999	18.696	16.766	16.537
3	15:45:00.960	52.451	18.649	16.959	16.843	10	15:51:08.058	52.178	18.721	16.688	16.769
4	15:45:53.283	52.323	18.633	17.005	16.685	11	15:52:00.027	51.969	18.723	16.736	16.510
5	15:46:45.166	51.883	18.608	16.818	16.457	(216) Bryan EERDEN					
6	15:47:37.112	51.946	18.604	16.809	16.533	1	15:43:15.263	53.721	20.098	17.018	16.605
7	15:48:28.908	51.796	18.582	16.758	16.456	2	15:44:07.710	52.447	18.855	16.963	16.629
8	15:49:20.722	51.814	18.647	16.733	16.434	3	15:45:00.460	52.750	18.941	17.233	16.576
9	15:50:12.434	51.712	18.548	16.769	16.395	4	15:45:53.431	52.971	18.730	17.280	16.961
10	15:51:04.913	52.479	19.009	16.825	16.645	5	15:46:49.519	56.088	22.403	17.111	16.574
11	15:51:57.692	52.779	18.899	17.157	16.723	6	15:47:41.449	51.930	18.696	16.727	16.507
(212) Jiri FORMAN						7	15:48:33.013	51.564	18.522	16.675	16.367
1	15:43:16.458	54.733	20.925	17.039	16.769	8	15:49:25.015	52.002	18.488	16.765	16.749
2	15:44:09.286	52.828	18.872	17.036	16.920	9	15:50:17.125	52.110	18.953	16.775	16.382
3	15:45:01.602	52.316	18.767	16.949	16.600	10	15:51:08.840	51.715	18.555	16.744	16.416
4	15:45:53.673	52.071	18.670	16.750	16.651	11	15:52:00.821	51.981	18.814	16.738	16.429
5	15:46:46.448	52.775	19.068	16.965	16.742	(261) Stephane KOX					
6	15:47:38.643	52.195	18.780	16.899	16.516	1	15:43:17.165	55.330	21.375	17.279	16.676
7	15:48:30.507	51.864	18.646	16.735	16.483	2	15:44:10.342	53.177	18.848	17.065	17.264
8	15:49:22.215	51.708	18.651	16.673	16.384	3	15:45:02.366	52.024	18.667	16.821	16.536
9	15:50:14.001	51.786	18.663	16.705	16.418	4	15:45:55.114	52.748	18.971	16.805	16.972
10	15:51:05.726	51.725	18.665	16.683	16.377	5	15:46:49.296	54.182	20.536	17.021	16.625
11	15:51:57.843	52.117	18.642	16.778	16.697	6	15:47:41.189	51.893	18.627	16.803	16.463
(250) Ludvig MORIN						7	15:48:32.771	51.582	18.575	16.610	16.397
1	15:43:17.457	55.437	21.321	17.161	16.955	8	15:49:25.052	52.281	18.532	16.659	17.090
2	15:44:10.054	52.597	18.689	17.031	16.877	9	15:50:17.517	52.465	19.388	16.679	16.398
3	15:45:02.021	51.967	18.592	16.865	16.510	10	15:51:09.202	51.685	18.514	16.666	16.505
4	15:45:53.829	51.808	18.542	16.792	16.474	11	15:52:01.281	52.079	18.576	16.994	16.509
5	15:46:46.768	52.939	18.624	16.909	17.406	(214) Michael COOL					
6	15:47:39.216	52.448	18.971	16.927	16.550	1	15:43:16.271	54.668	20.796	17.167	16.705
7	15:48:31.205	51.989	18.585	16.811	16.593	2	15:44:09.171	52.900	18.881	17.128	16.891
8	15:49:22.921	51.716	18.575	16.751	16.390	3	15:45:01.395	52.224	18.687	16.975	16.562
9	15:50:14.644	51.723	18.714	16.697	16.312	4	15:45:53.599	52.204	18.575	16.914	16.715
10	15:51:06.732	52.088	19.005	16.763	16.320	5	15:46:46.378	52.779	18.577	17.200	16.822
11	15:51:58.696	51.964	18.694	16.787	16.483	6	15:47:38.888	52.510	19.120	16.835	16.555
(213) Thomas BENISRI						7	15:48:31.486	52.598	18.766	17.188	16.644
1	15:43:16.666	54.869	21.021	17.087	16.761	8	15:49:24.687	53.201	19.304	16.793	17.104
2	15:44:09.502	52.836	18.806	17.129	16.901	9	15:50:16.996	52.309	18.996	16.818	16.495
3	15:45:01.837	52.335	18.669	16.970	16.696	10	15:51:08.772	51.776	18.449	16.796	16.531
4	15:45:54.112	52.275	18.859	16.863	16.553	11	15:52:01.551	52.779	19.142	17.056	16.581
5	15:46:46.680	52.568	18.780	16.985	16.803	(223) Jacob NIELSEN					
6	15:47:39.364	52.684	18.976	16.883	16.825	1	15:43:18.348	55.979	21.806	17.377	16.796



Rotax Euro Challenge 2012 Wackersdorf

Rotax Seniors

Wackersdorf 1,275 Km

RACE 15 Qualifying Heat 9 C-E

12.05.2012 15:40

Race (11 Laps) started at 15:42:21

Lap	Time of Day	Lap Tm	S1 Tm	S2 Tm	S3 Tm	Lap	Time of Day	Lap Tm	S1 Tm	S2 Tm	S3 Tm
2	15:44:10.736	52.388	18.732	16.898	16.758	10	15:51:15.133	52.096	18.844	16.805	16.447
3	15:45:02.746	52.010	18.662	16.844	16.504	11	15:52:07.277	52.144	18.715	16.798	16.631
4	15:45:55.013	52.267	18.740	16.813	16.714						
5	15:46:50.013	55.000	20.722	17.676	16.602						
6	15:47:41.953	51.940	18.523	16.880	16.537						
7	15:48:33.550	51.597	18.521	16.635	16.441						
8	15:49:25.349	51.799	18.602	16.626	16.571						
9	15:50:17.837	52.488	19.246	16.830	16.412						
10	15:51:09.652	51.815	18.561	16.752	16.502						
11	15:52:02.059	52.407	18.736	16.958	16.713						
(255) Moritz OBERHEIM						(266) Petr FULIN					
1	15:43:20.187	56.937	22.889	17.454	16.594	1	15:43:18.804	56.503	22.617	17.292	16.594
2	15:44:13.229	53.042	19.547	16.948	16.547	2	15:44:11.446	52.642	19.123	16.922	16.597
3	15:45:05.532	52.303	18.959	16.761	16.583	3	15:45:03.948	52.502	18.956	16.996	16.550
4	15:45:57.340	51.808	18.619	16.660	16.529	4	15:45:56.654	52.706	18.798	16.855	17.053
5	15:46:50.626	53.286	19.243	17.429	16.614	5	15:46:52.580	55.926	21.015	17.449	17.462
6	15:47:43.334	52.708	18.541	16.799	17.368	6	15:47:45.429	52.849	19.400	16.887	16.562
7	15:48:36.611	53.277	19.549	16.953	16.775	7	15:48:38.490	53.061	18.761	16.964	17.336
8	15:49:28.788	52.177	18.925	16.674	16.578	8	15:49:31.123	52.633	19.249	16.804	16.580
9	15:50:20.946	52.158	18.829	16.794	16.535	9	15:50:23.992	52.869	19.353	16.974	16.542
10	15:51:12.773	51.827	18.722	16.632	16.473	10	15:51:15.843	51.851	18.660	16.791	16.400
11	15:52:04.921	52.148	18.851	16.716	16.581	11	15:52:07.964	52.121	18.549	16.814	16.758
(272) Jules COUSIN						(304) Oliver NORRIS					
1	15:43:19.503	56.955	22.835	17.383	16.737	1	15:43:17.783	55.662	21.807	17.077	16.778
2	15:44:12.587	53.084	18.967	16.956	17.161	2	15:44:10.551	52.768	18.918	16.942	16.908
3	15:45:04.833	52.246	18.877	16.799	16.570	3	15:45:03.210	52.659	19.094	16.895	16.670
4	15:45:57.044	52.211	18.729	16.873	16.609	4	15:45:56.182	52.972	19.291	16.857	16.824
5	15:46:50.294	53.250	19.009	17.641	16.600	5	15:46:51.260	55.078	19.687	18.736	16.655
6	15:47:43.437	53.143	18.583	17.248	17.312	6	15:47:43.766	52.506	18.579	16.901	17.026
7	15:48:37.325	53.888	19.582	17.088	17.218	7	15:48:38.205	54.439	19.673	17.323	17.443
8	15:49:29.533	52.208	18.625	16.798	16.785	8	15:49:30.940	52.735	19.264	16.791	16.680
9	15:50:21.688	52.155	18.688	16.898	16.569	9	15:50:23.998	52.458	19.050	16.811	16.597
10	15:51:13.482	51.794	18.643	16.693	16.458	10	15:51:15.501	52.103	18.913	16.628	16.562
11	15:52:05.346	51.864	18.598	16.755	16.511	11	15:52:08.387	52.886	18.718	16.770	17.398
(259) Nicolas PICOT						(226) Erik STILLMANN					
1	15:43:19.424	57.086	22.872	17.302	16.912	1	15:43:20.541	57.932	23.442	17.718	16.772
2	15:44:12.150	52.726	18.868	17.012	16.846	2	15:44:14.210	53.669	19.589	17.452	16.628
3	15:45:04.533	52.383	18.683	16.911	16.789	3	15:45:06.449	52.239	18.668	16.926	16.645
4	15:45:56.871	52.338	18.671	16.864	16.803	4	15:45:58.836	52.387	18.730	16.809	16.848
5	15:46:50.930	54.059	19.327	17.655	17.077	5	15:46:52.455	53.619	19.097	17.366	17.156
6	15:47:43.658	52.728	18.660	17.062	17.006	6	15:47:44.457	52.002	18.674	16.675	16.533
7	15:48:36.854	53.196	18.842	17.509	16.845	7	15:48:37.909	53.452	19.208	16.930	17.314
8	15:49:29.430	52.576	18.871	16.898	16.807	8	15:49:30.084	52.175	18.625	16.786	16.764
9	15:50:21.898	52.468	18.654	17.174	16.640	9	15:50:22.555	52.471	19.053	16.920	16.498
10	15:51:13.716	51.818	18.629	16.765	16.424	10	15:51:16.978	54.423	21.198	16.832	16.393
11	15:52:05.904	52.188	18.773	16.880	16.535	11	15:52:09.082	52.104	18.862	16.774	16.468
(270) Santeri VARIS						(306) Kevin KEMMLING					
1	15:43:18.713	56.567	22.540	17.250	16.777	1	15:43:21.435	58.690	23.910	17.829	16.951
2	15:44:11.665	52.952	19.359	16.918	16.675	2	15:44:14.877	53.442	19.161	17.482	16.799
3	15:45:04.194	52.529	18.891	16.980	16.658	3	15:45:07.348	52.471	18.834	16.897	16.740
4	15:45:56.784	52.590	18.707	16.864	17.019	4	15:45:59.317	51.969	18.667	16.745	16.557
5	15:46:52.519	55.735	20.452	17.718	17.565	5	15:46:52.749	53.432	19.095	17.355	16.982
6	15:47:44.890	52.371	19.010	16.871	16.490	6	15:47:46.022	53.273	19.650	16.936	16.687
7	15:48:38.010	53.120	18.841	17.049	17.230	7	15:48:38.567	52.545	18.751	16.901	16.893
8	15:49:30.594	52.584	19.154	16.835	16.595	8	15:49:32.100	53.533	19.649	17.091	16.793
9	15:50:22.759	52.165	18.707	17.010	16.448	9	15:50:24.450	52.350	18.452	17.326	16.572
10	15:51:14.887	52.128	18.931	16.726	16.471	10	15:51:16.839	52.389	18.656	17.214	16.519
11	15:52:07.139	52.252	18.740	16.835	16.677	11	15:52:09.386	52.547	19.253	16.803	16.491
(271) Christopher FRIEDRICH						(288) Cecile MARTINI					
1	15:43:18.540	56.326	22.221	17.297	16.808	1	15:43:21.637	58.555	23.786	17.860	16.909
2	15:44:10.948	52.408	18.932	16.893	16.583	2	15:44:15.490	53.853	19.363	17.883	16.607
3	15:45:03.617	52.669	19.152	16.889	16.628	3	15:45:08.258	52.768	19.235	16.949	16.584
4	15:45:57.222	53.605	18.683	16.824	18.098	4	15:46:00.327	52.069	18.643	16.883	16.543
5	15:46:52.049	54.827	19.691	17.859	17.277	5	15:46:53.764	53.437	18.899	17.950	16.588
6	15:47:44.107	52.058	18.672	16.858	16.528	6	15:47:46.851	53.087	19.375	17.122	16.590
7	15:48:37.675	53.568	19.044	17.178	17.346	7	15:48:39.799	52.948	19.217	17.029	16.702
8	15:49:30.281	52.606	18.691	16.806	17.109	8	15:49:32.624	52.825	19.041	17.107	16.677
9	15:50:23.037	52.756	18.896	17.315	16.545	9	15:50:25.009	52.385	19.069	16.881	16.435
						10	15:51:17.682	52.673	19.324	16.889	16.460
						11	15:52:09.743	52.061	18.785	16.856	16.420
(267) Max RENBERG											
1	15:43:19.839	57.048	22.816	17.430	16.802						
2	15:44:13.502	53.663	19.664	17.336	16.663						
3	15:45:06.074	52.572	18.935	17.001	16.636						
4	15:45:58.755	52.681	18.864	16.914	16.903						



Rotax Euro Challenge 2012 Wackersdorf

Rotax Seniors

Wackersdorf 1,275 Km

RACE 15 Qualifying Heat 9 C-E

12.05.2012 15:40

Race (11 Laps) started at 15:42:21

Lap	Time of Day	Lap Tm	S1 Tm	S2 Tm	S3 Tm
5	15:46:52.724	53.969	19.424	17.239	17.306
6	15:47:45.670	52.946	19.372	16.927	16.647
7	15:48:38.399	52.729	18.787	16.845	17.097
8	15:49:32.334	53.935	19.758	17.420	16.757
9	15:50:24.676	52.342	18.962	16.859	16.521
10	15:51:18.004	53.328	19.383	17.109	16.836
11	15:52:10.386	52.382	19.051	16.810	16.521

(302) Kevin MINIER

1	15:43:21.195	58.246	23.740	17.644	16.862
2	15:44:15.120	53.925	19.628	17.692	16.605
3	15:45:07.698	52.578	19.180	16.804	16.594
4	15:45:59.825	52.127	18.832	16.752	16.543
5	15:46:53.227	53.402	19.068	17.740	16.594
6	15:47:46.444	53.217	19.696	16.907	16.614
7	15:48:40.160	53.716	19.406	17.086	17.224
8	15:49:33.150	52.990	18.876	17.059	17.055
9	15:50:25.417	52.267	18.912	16.823	16.532
10	15:51:18.495	53.078	19.335	17.226	16.517
11	15:52:10.555	52.060	18.835	16.754	16.471

(244) Eva BENES

1	15:43:20.724	57.862	23.421	17.623	16.818
2	15:44:14.958	54.234	19.534	17.956	16.744
3	15:45:07.516	52.558	19.041	16.822	16.695
4	15:45:59.526	52.010	18.762	16.716	16.532
5	15:46:52.979	53.453	19.026	17.776	16.651
6	15:47:46.169	53.190	19.257	17.221	16.712
7	15:48:38.702	52.533	18.771	16.859	16.903
8	15:49:32.195	53.493	19.748	16.996	16.749
9	15:50:24.838	52.643	19.279	16.850	16.514
10	15:51:18.331	53.493	19.599	17.322	16.572
11	15:52:10.893	52.562	19.141	16.811	16.610

(241) Pierre AUVRAY

1	15:43:18.205	55.532	21.341	17.355	16.836
2	15:44:13.115	54.910	21.031	17.165	16.714
3	15:45:15.802	1:02.687	28.742	17.182	16.763
4	15:46:08.349	52.547	18.840	17.041	16.666
5	15:47:01.046	52.697	19.034	16.987	16.676
6	15:47:53.466	52.420	18.812	16.964	16.644
7	15:48:45.895	52.429	18.899	16.945	16.585
8	15:49:38.058	52.163	18.768	16.847	16.548
9	15:50:30.361	52.303	18.822	16.894	16.587
10	15:51:22.738	52.377	18.907	16.841	16.629
11	15:52:15.443	52.705	19.083	17.034	16.588

(237) Sten Dorian PIIRIMAGI

1	15:43:20.012	57.389	23.155	17.420	16.814
2	15:44:13.998	53.986	20.000	17.361	16.625
3	15:45:06.594	52.596	18.734	17.118	16.744
4	15:45:58.911	52.317	18.825	16.875	16.617
5	15:46:57.226	58.315	19.414	22.271	16.630
6	15:47:49.573	52.347	18.863	16.868	16.616
7	15:48:41.690	52.117	18.700	16.846	16.571
8	15:49:33.590	51.900	18.728	16.690	16.482
9	15:50:25.768	52.178	18.638	16.920	16.620
10	15:51:19.191	53.423	19.107	17.506	16.810
11	15:52:27.049	1:07.858	32.213	19.072	16.573

(275) Benjamin KARLOG

1	15:43:21.036	57.855	22.824	18.121	16.910
2	15:44:15.372	54.336	19.350	18.273	16.713
3	15:45:08.552	53.180	19.104	17.045	17.031
4	15:46:00.678	52.126	18.572	16.897	16.657
5	15:46:53.474	52.796	18.680	17.526	16.590
6	15:47:46.589	53.115	19.265	16.939	16.911
7	15:48:39.358	52.769	19.126	17.030	16.613
8	15:49:33.008	53.650	19.230	17.207	17.213
9	15:50:25.613	52.605	18.863	17.144	16.598
10	15:51:18.911	53.298	18.975	17.615	16.708
11	15:52:41.719	1:22.808	39.003	22.983	20.822



Rotax Euro Challenge 2012 Wackersdorf

Rotax Seniors

Wackersdorf 1,275 Km

RACE 16 Qualifying Heat10 B-D

12.05.2012 16:00

Race (11 Laps) started at 16:02:16

Pos	No.	Name	Nat.	Chassis	Race Team	Laps	Total Tm	Diff	Best Tm	In Lap	km/h	Points
1	294	Makino TADASUKE	JPN	Birel	Kalman Motorsport	11	9:36.487		51.589	9	88,972	0
2	203	Edward BRAND	GBR	Formula K	Formula K Europe	11	9:36.516	0.029	51.757	9	88,684	2
3	234	Ash HAND	GBR	Tonykart	Strawberry Racing	11	9:36.587	0.100	51.500	9	89,126	3
4	207	Ferenc KANCSAR	AUT	Birel	Kalman Motorsport	11	9:36.749	0.262	51.594	6	88,964	4
5	211	Shaun SLAVIN	GBR	Formula K	Formula K Europe	11	9:37.243	0.756	51.732	10	88,727	5
6	290	Ukyo SASAHARA	JPN	DR	VPDR	11	9:37.298	0.811	51.590	9	88,971	6
7	222	Pierce LEHANE	AUS	Alonso	Dan Holland Racing	11	9:37.573	1.086	51.663	5	88,845	7
8	236	Andy KING	GBR	Tonykart	Strawberry Racing	11	9:37.715	1.228	51.744	9	88,706	8
9	217	Glen VAN DROOGENBROEC	BEL	Tonykart	Bouvin Power	11	9:39.899	3.412	51.544	8	89,050	9
10	278	Barrie PULLINGER	GBR	Alonso	Dan Holland Racing	11	9:39.925	3.438	51.629	6	88,904	10
11	238	Alexandre FINKELSTEIN	FRA	Tonykart	MD Competition	11	9:40.256	3.769	51.516	10	89,099	11
12	227	Matija JURKOVIC	SLO	Formula K	MLM Racing KK	11	9:40.538	4.051	51.702	11	88,778	12
13	263	Henry EASTHOPE	GBR	Sodikart	Sodikart Junior Team	11	9:41.576	5.089	51.448	8	89,216	13
14	245	Hubert PETIT	FRA	Sodikart	Sodikart Junior Team	11	9:42.054	5.567	51.762	10	88,675	14
15	219	Andreas BACKMAN	SWE	Tonykart	Strawberry Racing	11	9:42.127	5.640	51.643	8	88,879	15
16	225	Jeremie LESOUDIER	FRA	Kosmic	PKS	11	9:42.226	5.739	51.443	9	89,225	16
17	303	Giorgio MAGGI	SUI	Tonykart	Blacky Racing	11	9:42.406	5.919	51.551	10	89,038	17
18	230	Charlie TURNER	GBR	CRG	Coles Racing	11	9:42.595	6.108	51.481	9	89,159	18
19	280	Brandon NILSSON	SWE	Exprit	Brandon Racing	11	9:43.215	6.728	51.610	7	88,936	19
20	301	Jonathan JOHANSSON	SWE	Gillard	PDB Racing Team	11	9:44.204	7.717	51.796	10	88,617	20
21	279	Juuso KAUKELIN	FIN	Tonykart	JTL Racing	11	9:47.351	10.864	52.193	5	87,943	21
22	262	Alex ENGBLOM	SWE	Tonykart	Soda Kart	11	9:50.324	13.837	51.976	8	88,310	22
23	257	Ebba GRANDIN	SWE	Kosmic	Soda Kart	11	9:52.331	15.844	51.892	8	88,453	23
24	284	Oliver MYERS	GBR	Tonykart	Coles Racing	9	8:06.328	2 Laps	52.766	3	86,988	24
25	258	Mikkel JOHNSEN	DEN	Intrepid	DMT Racing	7	6:22.871	4 Laps	52.413	3	87,574	25
26	218	Nicolai NIELSEN	DEN	TBA	Star Karting	1	56.314	10 Laps	55.285	1	83,024	26
27	242	Miroslav KOVAR	CZE	MS Kart	MS Kart Racing Team	1	1:19.321	10 Laps	1:17.415	1	59,291	27
28	293	Sandor JAKAB	SVK	Birel	Kalman Motorsport		0.533	11 Laps		0	-	28
29	283	Marco FORRER	SUI	Mach 1	Kartteam Meier		2.882	11 Laps		0	-	29

Announcements

These results are provisional until the conclusion of any judicial and technical matters
 Started: 29 Classified: 29 Not classified: 0

Margin of Victory	Ø km/h	Best Lap Tm	km/h	Best Lap by
0.029	87,582	51.443	89,225	225 - Jeremie LESOUDIER

Timekeeping Ingrid and Meik Wagner:



Clerk of the course Nigel Edwards:

www.mylaps.com

Steward (Chairman) Horst Seidel:

Chief Scrutineer Paul Klaassen:

Licensed to: Motorsport Events

Printed: 12.05.2012 16:13:13

posted at:

h



Rotax Euro Challenge 2012 Wackersdorf

Rotax Seniors

Wackersdorf 1,275 Km

RACE 16 Qualifying Heat10 B-D

12.05.2012 16:00

Race (11 Laps) started at 16:02:16

Lap	Time of Day	Lap Tm	S1 Tm	S2 Tm	S3 Tm
(294) Makino TADASUKE					
1	16:03:11.051	54.176	20.302	17.202	16.672
2	16:04:04.474	53.423	19.526	16.960	16.937
3	16:04:57.227	52.753	18.812	16.851	17.090
4	16:05:49.171	51.944	18.770	16.659	16.515
5	16:06:41.254	52.083	18.617	16.804	16.662
6	16:07:33.002	51.748	18.729	16.653	16.366
7	16:08:25.104	52.102	18.823	16.818	16.461
8	16:09:17.397	52.293	19.201	16.666	16.426
9	16:10:08.986	51.589	17.998	17.163	16.428
10	16:11:00.771	51.785	18.089	17.181	16.515
11	16:11:53.362	52.591	19.071	16.747	16.773

(203) Edward BRAND					
1	16:03:11.382	54.347	20.515	17.211	16.621
2	16:04:04.353	52.971	19.032	17.003	16.936
3	16:04:56.629	52.276	18.764	16.820	16.692
4	16:05:48.599	51.970	18.618	16.734	16.618
5	16:06:41.136	52.537	18.682	16.831	17.024
6	16:07:32.901	51.765	18.604	16.717	16.444
7	16:08:24.900	51.999	18.790	16.685	16.524
8	16:09:16.844	51.944	18.768	16.694	16.482
9	16:10:08.601	51.757	18.618	16.682	16.457
10	16:11:00.630	52.029	18.701	16.802	16.526
11	16:11:53.391	52.761	19.031	16.843	16.887

(234) Ash HAND					
1	16:03:13.713	56.479	22.594	17.281	16.604
2	16:04:06.081	52.368	18.910	16.936	16.522
3	16:04:58.371	52.290	18.875	16.788	16.627
4	16:05:50.731	52.360	19.081	16.693	16.586
5	16:06:42.592	51.861	18.739	16.704	16.418
6	16:07:34.127	51.535	18.538	16.611	16.386
7	16:08:26.024	51.897	18.823	16.656	16.418
8	16:09:17.782	51.758	18.648	16.687	16.423
9	16:10:09.282	51.500	18.402	16.652	16.446
10	16:11:01.045	51.763	18.485	16.802	16.476
11	16:11:53.462	52.417	19.001	16.869	16.547

(207) Ferenc KANCSAR					
1	16:03:13.826	56.209	22.657	17.069	16.483
2	16:04:05.818	51.992	18.520	16.802	16.670
3	16:04:58.297	52.479	18.575	16.792	17.112
4	16:05:50.799	52.502	18.914	16.734	16.854
5	16:06:42.799	52.000	18.810	16.726	16.464
6	16:07:34.393	51.594	18.522	16.678	16.394
7	16:08:26.426	52.033	18.824	16.753	16.456
8	16:09:18.080	51.654	18.452	16.623	16.579
9	16:10:09.821	51.741	18.491	16.659	16.591
10	16:11:01.646	51.825	18.726	16.725	16.374
11	16:11:53.624	51.978	18.585	16.841	16.552

(211) Shaun SLAVIN					
1	16:03:11.173	54.219	20.392	17.264	16.563
2	16:04:03.971	52.798	19.070	16.937	16.791
3	16:04:56.740	52.769	18.983	17.099	16.687
4	16:05:49.047	52.307	18.708	16.757	16.842
5	16:06:40.993	51.946	18.610	16.788	16.548
6	16:07:32.816	51.823	18.561	16.742	16.520
7	16:08:25.339	52.523	18.731	16.551	16.551
8	16:09:17.291	51.952	18.713	16.718	16.521
9	16:10:09.404	52.113	18.422	17.004	16.687
10	16:11:01.136	51.732	18.567	16.710	16.455
11	16:11:54.118	52.982	19.357	16.843	16.782

(290) Ukyo SASAHARA					
1	16:03:11.675	54.490	20.723	17.162	16.605
2	16:04:04.590	52.915	19.308	16.937	16.670
3	16:04:57.137	52.547	18.929	16.782	16.836
4	16:05:48.867	51.730	18.649	16.629	16.452
5	16:06:40.775	51.908	18.600	16.769	16.539
6	16:07:34.223	53.448	19.884	16.949	16.615

7	16:08:26.703	52.480	19.251	16.763	16.466
8	16:09:18.529	51.826	18.603	16.733	16.490
9	16:10:10.119	51.590	18.585	16.613	16.392
10	16:11:01.834	51.715	18.612	16.706	16.397
11	16:11:54.173	52.339	18.739	16.865	16.735

(222) Pierce LEHANE					
1	16:03:11.511	54.516	20.766	17.147	16.603
2	16:04:04.666	53.155	19.325	16.931	16.899
3	16:04:57.637	52.971	19.173	16.759	17.039
4	16:05:49.841	52.204	19.086	16.681	16.437
5	16:06:41.504	51.663	18.465	16.743	16.455
6	16:07:33.798	52.294	19.083	16.695	16.516
7	16:08:26.497	52.699	19.280	16.731	16.688
8	16:09:18.636	52.139	18.701	16.713	16.725
9	16:10:10.416	51.780	18.780	16.620	16.380
10	16:11:02.454	52.038	18.820	16.656	16.562
11	16:11:54.448	51.994	18.771	16.777	16.446

(236) Andy KING					
1	16:03:11.804	54.732	21.001	17.205	16.526
2	16:04:04.860	53.056	19.378	16.920	16.758
3	16:04:57.499	52.639	19.097	16.823	16.719
4	16:05:49.398	51.899	18.744	16.697	16.458
5	16:06:41.338	51.940	18.586	16.777	16.577
6	16:07:33.699	52.361	19.091	16.715	16.555
7	16:08:25.646	51.947	18.721	16.675	16.551
8	16:09:17.890	52.244	18.785	16.753	16.706
9	16:10:09.634	51.744	18.509	16.689	16.546
10	16:11:02.538	52.904	19.318	16.688	16.898
11	16:11:54.590	52.052	18.769	16.863	16.420

(217) Glen VAN DROOGENBROECK					
1	16:03:12.209	54.889	21.135	17.193	16.561
2	16:04:04.999	52.790	19.139	17.008	16.643
3	16:04:58.103	53.104	19.106	16.951	17.047
4	16:05:50.925	52.822	18.963	16.745	17.114
5	16:06:43.139	52.214	19.033	16.749	16.432
6	16:07:34.721	51.582	18.433	16.715	16.434
7	16:08:27.424	52.703	18.513	17.183	17.007
8	16:09:18.968	51.544	18.492	16.696	16.356
9	16:10:11.610	52.642	18.915	17.173	16.554
10	16:11:03.919	52.309	18.642	16.786	16.881
11	16:11:56.774	52.855	19.355	16.898	16.602

(278) Barrie PULLINGER					
1	16:03:14.600	56.963	23.297	17.054	16.612
2	16:04:06.550	51.950	18.622	16.831	16.497
3	16:04:59.159	52.609	18.756	17.200	16.653
4	16:05:51.110	51.951	18.676	16.731	16.544
5	16:06:43.542	52.432	19.153	16.751	16.528
6	16:07:35.171	51.629	18.505	16.721	16.403
7	16:08:27.164	51.993	18.629	16.799	16.565
8	16:09:18.844	51.680	18.512	16.705	16.463
9	16:10:11.842	52.998	19.196	16.868	16.934
10	16:11:03.800	51.958	18.625	16.745	16.588
11	16:11:56.800	53.000	19.344	16.865	16.791

(238) Alexandre FINKELSTEIN					
1	16:03:16.371	58.030	24.039	17.469	16.522
2	16:04:08.292	51.921	18.622	16.818	16.481
3	16:05:00.151	51.859	18.618	16.717	16.524
4	16:05:52.847	52.696	18.608	16.829	17.259
5	16:06:45.480	52.633	19.084	16.841	16.708
6	16:07:37.923	52.443	19.224	16.787	16.432
7	16:08:30.307	52.384	19.224	16.727	16.433
8	16:09:21.931	51.624	18.556	16.663	16.405
9	16:10:13.927	51.996	18.671	16.785	16.540
10	16:11:05.443	51.516	18.361	16.690	16.465
11	16:11:57.131	51.688	18.616	16.682	16.390

(227) Matija JURKOVIC					
1	16:03:15.995	57.408	23.567	17.140	16.701



Rotax Euro Challenge 2012 Wackersdorf

Rotax Seniors

Wackersdorf 1,275 Km

RACE 16 Qualifying Heat10 B-D

12.05.2012 16:00

Race (11 Laps) started at 16:02:16

Lap	Time of Day	Lap Tm	S1 Tm	S2 Tm	S3 Tm	Lap	Time of Day	Lap Tm	S1 Tm	S2 Tm	S3 Tm
2	16:04:08.447	52.452	18.748	16.886	16.818	10	16:11:07.335	51.551	18.479	16.705	16.367
3	16:05:00.589	52.142	18.728	16.849	16.565	11	16:11:59.281	51.946	18.566	16.740	16.640
4	16:05:52.748	52.159	18.608	16.713	16.838	(230) Charlie TURNER					
5	16:06:45.182	52.434	18.704	16.901	16.829	1	16:03:18.767	59.087	24.070	17.766	17.251
6	16:07:37.441	52.259	18.809	16.774	16.676	2	16:04:11.909	53.142	19.497	17.097	16.548
7	16:08:29.454	52.013	18.696	16.797	16.520	3	16:05:04.269	52.360	18.900	16.864	16.596
8	16:09:21.665	52.211	19.107	16.692	16.412	4	16:05:56.336	52.067	18.776	16.766	16.525
9	16:10:13.461	51.796	18.584	16.723	16.489	5	16:06:48.621	52.285	18.716	16.864	16.705
10	16:11:05.711	52.250	18.585	17.095	16.570	6	16:07:41.091	52.470	19.268	16.701	16.501
11	16:11:57.413	51.702	18.696	16.675	16.331	7	16:08:32.791	51.700	18.587	16.664	16.449
(263) Henry EASTHOPE						8	16:09:24.471	51.680	18.563	16.692	16.425
1	16:03:17.826	58.415	23.641	17.748	17.026	9	16:10:15.952	51.481	18.485	16.611	16.385
2	16:04:10.522	52.696	19.316	16.885	16.495	10	16:11:07.596	51.644	18.495	16.824	16.325
3	16:05:02.341	51.819	18.614	16.735	16.470	11	16:11:59.470	51.874	18.600	16.645	16.629
4	16:05:55.005	52.664	19.374	16.715	16.575	(280) Brandon NILSSON					
5	16:06:47.702	52.697	19.325	16.830	16.542	1	16:03:17.939	58.915	24.135	17.764	17.016
6	16:07:39.462	51.760	18.598	16.729	16.433	2	16:04:10.865	52.926	19.233	17.157	16.536
7	16:08:31.356	51.894	18.641	16.608	16.645	3	16:05:02.884	52.019	18.588	16.778	16.653
8	16:09:22.804	51.448	18.513	16.598	16.337	4	16:05:55.330	52.446	19.001	16.906	16.539
9	16:10:14.406	51.602	18.476	16.657	16.469	5	16:06:48.338	53.008	18.577	17.590	16.841
10	16:11:06.344	51.938	18.469	16.853	16.616	6	16:07:41.501	53.163	19.734	16.959	16.470
11	16:11:58.451	52.107	18.676	16.927	16.504	7	16:08:33.111	51.610	18.402	16.796	16.412
(245) Hubert PETIT						8	16:09:24.867	51.756	18.577	16.738	16.441
1	16:03:15.050	55.932	22.378	17.044	16.510	9	16:10:16.665	51.798	18.505	16.804	16.489
2	16:04:06.919	51.869	18.623	16.784	16.462	10	16:11:08.368	51.703	18.506	16.777	16.420
3	16:04:59.626	52.707	18.677	17.175	16.855	11	16:12:00.090	51.722	18.561	16.736	16.425
4	16:05:52.331	52.705	19.008	16.784	16.913	(301) Jonathan JOHANSSON					
5	16:06:45.254	52.923	19.334	16.791	16.798	1	16:03:19.849	1:02.701	28.214	17.244	17.243
6	16:07:37.522	52.268	19.086	16.691	16.491	2	16:04:12.274	52.425	19.049	16.847	16.529
7	16:08:29.527	52.005	18.893	16.693	16.419	3	16:05:04.812	52.538	18.874	17.044	16.620
8	16:09:21.440	51.913	18.872	16.605	16.436	4	16:05:56.690	51.878	18.724	16.703	16.451
9	16:10:14.103	52.663	19.023	16.822	16.818	5	16:06:49.049	52.359	18.619	16.920	16.820
10	16:11:05.865	51.762	18.649	16.709	16.404	6	16:07:41.757	52.708	19.307	16.913	16.488
11	16:11:58.929	53.064	19.023	17.172	16.869	7	16:08:33.619	51.862	18.564	16.818	16.480
(219) Andreas BACKMAN						8	16:09:25.503	51.884	18.648	16.794	16.442
1	16:03:13.393	56.135	22.384	17.219	16.532	9	16:10:17.366	51.863	18.552	16.838	16.473
2	16:04:05.670	52.277	18.678	16.860	16.739	10	16:11:09.162	51.796	18.562	16.686	16.548
3	16:04:59.769	54.099	19.607	17.653	16.839	11	16:12:01.079	51.917	18.674	16.771	16.472
4	16:05:52.558	52.789	18.712	17.280	16.797	(279) Juuso KAUKELIN					
5	16:06:45.310	52.752	18.726	17.327	16.699	1	16:03:18.879	59.618	24.676	17.907	17.035
6	16:07:37.741	52.431	19.233	16.767	16.431	2	16:04:11.772	52.893	19.223	17.068	16.602
7	16:08:30.882	53.141	19.651	16.999	16.491	3	16:05:05.085	53.313	19.247	17.319	16.747
8	16:09:22.525	51.643	18.462	16.749	16.432	4	16:05:57.291	52.206	18.776	16.845	16.585
9	16:10:14.621	52.096	18.423	16.794	16.879	5	16:06:49.484	52.193	18.786	16.892	16.515
10	16:11:06.450	51.829	18.442	16.868	16.519	6	16:07:42.630	53.146	19.350	16.895	16.901
11	16:11:59.002	52.552	18.738	17.029	16.785	7	16:08:35.121	52.491	18.998	16.929	16.564
(225) Jeremie LESOUDIER						8	16:09:27.349	52.228	18.820	16.857	16.551
1	16:03:16.738	58.423	24.196	17.536	16.691	9	16:10:19.549	52.200	18.681	16.954	16.565
2	16:04:09.229	52.491	18.777	16.828	16.886	10	16:11:11.774	52.225	18.675	16.963	16.587
3	16:05:01.169	51.940	18.555	16.785	16.600	11	16:12:04.226	52.452	18.924	16.946	16.582
4	16:05:53.002	51.833	18.512	16.783	16.538	(262) Alex ENGBLOM					
5	16:06:45.631	52.629	19.202	16.803	16.624	1	16:03:16.976	58.278	23.963	17.590	16.725
6	16:07:38.143	52.512	19.317	16.764	16.431	2	16:04:09.422	52.446	18.808	16.985	16.653
7	16:08:31.508	53.365	19.394	17.067	16.904	3	16:05:01.995	52.573	18.808	16.965	16.800
8	16:09:23.371	51.863	18.730	16.700	16.433	4	16:05:59.133	57.138	23.547	17.022	16.569
9	16:10:14.814	51.443	18.424	16.651	16.368	5	16:06:51.381	52.248	18.806	16.798	16.644
10	16:11:06.533	51.719	18.448	16.869	16.402	6	16:07:43.551	52.170	18.826	16.827	16.517
11	16:11:59.101	52.568	18.899	16.944	16.725	7	16:08:36.008	52.457	18.860	16.974	16.623
(303) Giorgio MAGGI						8	16:09:27.984	51.976	18.674	16.765	16.537
1	16:03:18.030	59.948	25.173	17.929	16.846	9	16:10:20.164	52.180	18.749	16.792	16.639
2	16:04:11.202	53.172	19.444	17.169	16.559	10	16:11:12.208	52.044	18.783	16.778	16.483
3	16:05:03.086	51.884	18.496	16.867	16.521	11	16:12:07.199	54.991	18.888	16.926	19.177
4	16:05:55.517	52.431	19.048	16.852	16.531	(257) Ebba GRANDIN					
5	16:06:48.392	52.875	19.110	17.048	16.717	1	16:03:27.103	1:08.129	25.187	17.963	24.979
6	16:07:40.677	52.285	19.077	16.745	16.463	2	16:04:20.558	53.455	19.487	17.244	16.724
7	16:08:32.510	51.833	18.619	16.792	16.422	3	16:05:12.745	52.187	18.815	16.834	16.538
8	16:09:24.141	51.631	18.524	16.697	16.410	4	16:06:04.916	52.171	18.741	16.866	16.564
9	16:10:15.784	51.643	18.536	16.700	16.407						



Rotax Euro Challenge 2012 Wackersdorf

Rotax Seniors

Wackersdorf 1,275 Km

RACE 16 Qualifying Heat10 B-D

12.05.2012 16:00

Race (11 Laps) started at 16:02:16

Lap	Time of Day	Lap Tm	S1 Tm	S2 Tm	S3 Tm
5	16:06:56.843	51.927	18.615	16.829	16.483
6	16:07:49.337	52.494	18.775	17.006	16.713
7	16:08:41.448	52.111	18.697	16.913	16.501
8	16:09:33.340	51.892	18.580	16.790	16.522
9	16:10:25.249	51.909	18.670	16.761	16.478
10	16:11:17.181	51.932	18.669	16.786	16.477
11	16:12:09.206	52.025	18.715	16.806	16.504

(284) Oliver MYERS

1	16:03:16.085	58.050	23.878	17.199	16.973
2	16:04:09.309	53.224	19.142	16.929	17.153
3	16:05:02.075	52.766	18.783	16.937	17.046
4	16:05:55.074	52.999	19.138	16.868	16.993
5	16:06:48.450	53.376	19.102	17.148	17.126
6	16:07:42.764	54.314	20.623	16.907	16.784
7	16:08:36.349	53.585	19.521	16.918	17.146
8	16:09:29.151	52.802	18.925	17.073	16.804
9	16:10:23.203	54.052	18.990	16.918	18.144

(258) Mikkel JOHNSEN

1	16:03:17.316	59.132	24.712	17.674	16.746
2	16:04:09.852	52.536	18.838	17.036	16.662
3	16:05:02.265	52.413	18.798	16.925	16.690
4	16:05:55.943	53.678	20.108	16.956	16.614
5	16:06:49.312	53.369	18.940	17.188	17.241
6	16:07:42.556	53.244	19.272	16.966	17.006
7	16:08:39.746	57.190	19.785	18.338	19.067

(218) Nicolai NIELSEN

1	16:03:13.189	55.285	21.489	17.185	16.611
---	--------------	---------------	--------	--------	---------------

(242) Miroslav KOVAR

1	16:03:36.196	1:17.415	25.541	17.916	33.958
---	--------------	-----------------	---------------	---------------	---------------



Rotax Euro Challenge 2012

Rotax Max Seniors

-Official Result-

Wackersdorf / Germany

Ranking after Heats

Pos.	No.	Firstname	Lastname	Nat.	Chassis	Race Team	QP	Points	Diff.	A-B	C-D	A-E	B-C	D-E	A-C	B-E	A-D	C-E	B-D
1	203	Edward	BRAND	GBR	Formula K	Formula K Europe	14	9		--	4	--	--	0	--	--	3	--	2
2	222	Pierce	LEHANE	AUS	Alonso	Dan Holland Racing	2	11	-2	4	--	--	0	--	--	0	--	--	7
3	299	Philip	MORIN	SWE	Alonso	Dan Holland Racing	16	13	-4	3	--	3	--	--	3	--	4	--	--
4	208	Charlie	EASTWOOD	IRL	Formula K	Protrain Racing	1	14	-5	2	--	8	--	--	2	--	2	--	--
5	236	Andy	KING	GBR	Tonykart	Strawberry Racing	7	20	-11	7	--	--	3	--	--	2	--	--	8
6	260	Bas	de LAAT	NED	Gillard	PDB Racing Team	8	20	-11	--	5	--	5	--	7	--	--	3	--
7	212	Jiri	FORMAN	GBR	MS Kart	MS Kart Racing Team	10	20	-11	--	--	4	--	6	--	6	--	4	--
8	254	Harrison	SCOTT	GBR	Tonykart	Strawberry Racing	6	26	-17	0	--	26	--	--	0	--	0	--	--
9	232	James	SINGLETON	GBR	CRG	Coles Racing	26	29	-20	10	--	2	--	--	6	--	11	--	--
10	224	Aavo	TALVAR	EST	Intrepid	Talvar Racing	28	33	-24	--	12	--	9	--	5	--	--	7	--
11	294	Makino	TADASUKE	JPN	Birel	Kalman Motorsport	4	34	-25	--	3	--	--	3	--	--	28	--	0
12	269	John	FRIBERG	SWE	Tonykart	Soda Kart	18	34	-25	--	0	--	4	--	28	--	--	2	--
13	205	Sean	BABINGTON	GBR	Alonso	Dan Holland Racing	3	35	-26	--	2	--	6	--	27	--	--	0	--
14	213	Thomas	BENISRI	FRA	Sodikart	Win Max	15	35	-26	--	--	14	--	10	--	5	--	6	--
15	278	Barrie	PULLINGER	GBR	Alonso	Dan Holland Racing	29	35	-26	--	8	--	--	12	--	--	5	--	10
16	214	Michael	COOL	BEL	Tonykart	Bouvin Power	5	36	-27	--	--	11	--	7	--	7	--	11	--
17	234	Ash	HAND	GBR	Tonykart	Strawberry Racing	17	36	-27	28	--	--	2	--	--	3	--	--	3
18	250	Ludvig	MORIN	SWE	Kosmic	Paul Carr Racing	25	36	-27	--	--	22	--	5	--	4	--	5	--
19	217	Glen	VAN DROOGENBF	BEL	Tonykart	Bouvin Power	22	38	-29	6	--	--	10	--	--	13	--	--	9
20	207	Ferenc	KANCSAR	AUT	Birel	Kalman Motorsport	32	38	-29	15	--	--	8	--	--	11	--	--	4
21	238	Alexandre	FINKELSTEIN	FRA	Tonykart	MD Competition	44	38	-29	--	9	--	--	9	--	--	9	--	11
22	211	Shaun	SLAVIN	GBR	Formula K	Formula K Europe	9	40	-31	--	6	--	--	2	--	--	27	--	5
23	216	Bryan	EERDEN	NED	Gillard	PDB Racing Team	13	44	-35	--	13	--	7	--	15	--	--	9	--
24	223	Jacob	NIELSEN	DEN	Kosmic	Star Karting	45	44	-35	--	--	7	--	13	--	12	--	12	--
25	221	Jesse	LAZARE	CAN	Formula K	Chapman Racing/Protrain	11	46	-37	5	--	13	--	--	4	--	24	--	--
26	290	Ukyo	SASAHARA	JPN	DR	VPDR	19	46	-37	--	7	--	--	4	--	--	29	--	6
27	263	Henry	EASTHOPE	GBR	Sodikart	Sodikart Junior Team	64	47	-38	--	10	--	--	17	--	--	7	--	13
28	268	Francisco	MORA	POR	FA	Cabo do Mundo Karttear	36	50	-41	12	--	5	--	--	8	--	25	--	--
Position 1 -28 qualified for Prefinal																			
29	296	Josh	HART	NZL	Birel	Kalman Motorsport	20	52	-43	--	--	27	--	8	--	9	--	8	--
30	261	Stephane	KOX	NED	Formula K	Formula K Europe	23	52	-43	--	18	--	13	--	11	--	--	10	--
31	218	Nicolai	NIELSEN	DEN	TBA	Star Karting	34	56	-47	--	11	--	--	11	--	--	8	--	26
32	259	Nicolas	PICOT	FRA	Sodikart	Kart Pro Racing	38	56	-47	--	14	--	15	--	12	--	--	15	--
33	240	Petr	BEZEL	CZE	MS Kart	MS Kart Racing Team	21	59	-50	8	--	0	--	--	29	--	22	--	--
34	272	Jules	COUSIN	FRA	FA Kart	DSS Kart	43	60	-51	--	21	--	11	--	14	--	--	14	--
35	220	Mathias	SMITH	DEN	Kosmic	Star Karting	46	60	-51	9	--	25	--	--	20	--	6	--	--
36	255	Moritz	OBERHEIM	GER	LH Kart	Matis Motorsport	70	60	-51	--	--	10	--	20	--	17	--	13	--
37	286	Lukasz	BARTOSZUK	POL	Praga	Uniq Racing	61	63	-54	23	--	9	--	--	18	--	13	--	--
38	271	Christophe	FRIEDRICH	GER	Praga	M-Tec/Praga Racing	35	64	-55	--	--	12	--	16	--	19	--	17	--
39	270	Santeri	VARIS	FIN	Tonykart	JTL Racing	33	65	-56	--	15	--	24	--	10	--	--	16	--
40	280	Brandon	NILSSON	SWE	Exprit	Brandon Racing	54	66	-57	--	16	--	--	19	--	--	12	--	19
41	266	Petr	FULIN	CZE	MS Kart	MS Kart Racing Team	40	67	-58	--	--	17	--	14	--	18	--	18	--
42	227	Matija	JURKOVIC	SLO	Formula K	MLM Racing KK	52	68	-59	16	--	--	25	--	--	15	--	--	12
43	243	Glenn	VAN PARIJS	BEL	Zanardi	Raw Racing Team	66	69	-60	21	--	6	--	--	25	--	17	--	--
44	293	Sandor	JAKAB	SVK	Birel	Kalman Motorsport	27	70	-61	11	--	--	21	--	--	10	--	--	28
45	246	Sabedin Be	TURKER	TUR	Formula K	Protrain Racing	31	70	-61	13	--	23	--	--	13	--	21	--	--

These results are provisional until the conclusion of any judicial and technical matters

Clerk of the course Nigel Edwards:

Stewards (Chairman) Horst Seidel:

Timekeeping Ingrid/Meik Wagner:

Scrutineer Paul Klaassen:



Rotax Euro Challenge 2012

Rotax Max Seniors

Wackersdorf / Germany

-Official Result-

Ranking after Heats

Pos.	No.	Firstname	Lastname	Nat.	Chassis	Race Team	QP	Points	Diff.	A-B	C-D	A-E	B-C	D-E	A-C	B-E	A-D	C-E	B-D
46	230	Charlie	TURNER	GBR	CRG	Coles Racing	72	70	-61	14	--	--	14	--	--	24	--	--	18
47	301	Jonathan	JOHANSSON	SWE	Gillard	PDB Racing Team	12	71	-62	27	--	--	16	--	--	8	--	--	20
48	303	Giorgio	MAGGI	SUI	Tonykart	Blacky Racing	39	72	-63	--	25	--	--	15	--	--	15	--	17
49	258	Mikkel	JOHNSEN	DEN	Intrepid	DMT Racing	42	73	-64	17	--	--	17	--	--	14	--	--	25
50	219	Andreas	BACKMAN	SWE	Tonykart	Strawberry Racing	24	74	-65	--	20	--	--	23	--	--	16	--	15
51	262	Alex	ENGBLOM	SWE	Tonykart	Soda Kart	49	74	-65	--	17	--	--	21	--	--	14	--	22
52	233	Manon	CHAVAGNE	NED	Topkart	Slangen Karting	56	74	-65	22	--	18	--	--	24	--	10	--	--
53	225	Jeremie	LESOUDIER	FRA	Kosmic	PKS	47	78	-69	25	--	--	12	--	--	25	--	--	16
54	245	Hubert	PETIT	FRA	Sodikart	Sodikart Junior Team	67	78	-69	19	--	--	22	--	--	23	--	--	14
55	226	Erik	STILLMANN	SWE	Sodikart	Wallberg Motorsport	50	80	-71	--	--	20	--	18	--	22	--	20	--
56	300	Joel	AFFOLTER	NED	Gillard	PDB Racing Team	51	80	-71	20	--	31	--	--	9	--	20	--	--
57	237	Sten Doriar	PIIRIMAGI	EST	Tonykart	Aix Racing Team	48	82	-73	--	19	--	19	--	17	--	--	27	--
58	248	Artem	KOROLEV	CAN	Intrepid	Team TKP	71	85	-76	26	--	21	--	--	19	--	19	--	--
59	284	Oliver	MYERS	GBR	Tonykart	Coles Racing	37	86	-77	18	--	--	23	--	--	21	--	--	24
60	279	Juuso	KAUKELIN	FIN	Tonykart	JTL Racing	59	88	-79	--	23	--	--	26	--	--	18	--	21
61	252	Juuso	PYKALAINEN	FIN	Tonykart	MPT Racing	41	89	-80	32	--	15	--	--	16	--	26	--	--
62	267	Max	RENBERG	SWE	Tonykart	Soda Kart	55	90	-81	--	--	16	--	25	--	26	--	23	--
Position 29-62 qualified for Second Chance Heat // From position 63 qualified for Consolation Race																			
63	304	Oliver	NORRIS	GBR	Tonykart	RL Racing Dept Ltd	30	93	-84	--	--	19	--	24	--	31	--	19	--
64	244	Eva	BENES	FRA	Kosmic	PKS	63	93	-84	--	27	--	18	--	23	--	--	25	--
65	241	Pierre	AUVRAY	FRA	FA Kart	DSS Kart	53	96	-87	--	22	--	27	--	21	--	--	26	--
66	257	Ebba	GRANDIN	SWE	Kosmic	Soda Kart	62	97	-88	29	--	--	29	--	--	16	--	--	23
67	302	Kevin	MINIER	FRA	Tonykart	MD Competition	60	98	-89	--	--	24	--	22	--	28	--	24	--
68	288	Cecile	MARTINI	FRA	Sodikart	Martini Racing	65	98	-89	--	--	28	--	28	--	20	--	22	--
69	306	Kevin	KEMMLING	GER	Formula K	Kartschmie.de	58	99	-90	--	28	--	28	--	22	--	--	21	--
70	275	Benjamin	KARLOG	DEN	Tonykart	RS Competition	68	100	-91	--	26	--	20	--	26	--	--	28	--
71	283	Marco	FORRER	SUI	Mach 1	Kartteam Meier	69	103	-94	--	24	--	--	27	--	--	23	--	29
72	242	Miroslav	KOVAR	CZE	MS Kart	MS Kart Racing Team	57	104	-95	24	--	--	26	--	--	27	--	--	27

----- These results are provisional until the conclusion of any judicial and technical matters -----

Clerk of the course Nigel Edwards:

Stewards (Chairman) Horst Seidel:

Timekeeping Ingrid/Meik Wagner:

Scrutineer Paul Klaassen:

Printed: 12.05.2012 18:57

Posted at: h

Rotax Euro Challenge 2012
 Class: Rotax Max Seniors
 Date/Time: 13.05.2012 10:00

Track: Wackersdorf / Germany
 Heat: Second Chance Heat
 Laps: 11

Edition 1

Juuso PYKALAINEN	252	Points 89 Quali Rank 41
	33	
Oliver MYERS	284	Points 86 Quali Rank 37
	31	
Sten Dorian PIIRIMAGI	237	Points 82 Quali Rank 48
	29	
Erik STILLMANN	226	Points 80 Quali Rank 50
	27	
Jeremie LESOUDIER	225	Points 78 Quali Rank 47
	25	
Alex ENGBLOM	262	Points 74 Quali Rank 49
	23	
Mikkel JOHNSEN	258	Points 73 Quali Rank 42
	21	
Jonathan JOHANSSON	301	Points 71 Quali Rank 12
	19	
Sabedin Berat TURKER	246	Points 70 Quali Rank 31
	17	
Glenn VAN PARIJS	243	Points 69 Quali Rank 66
	15	
Petr FULIN	266	Points 67 Quali Rank 40
	13	
Santeri VARIS	270	Points 65 Quali Rank 33
	11	
Lukasz BARTOSZUK	286	Points 63 Quali Rank 61
	9	
Mathias SMITH	220	Points 60 Quali Rank 46
	7	
Petr BEZEL	240	Points 59 Quali Rank 21
	5	
Nicolai NIELSEN	218	Points 56 Quali Rank 34
	3	
Josh HART	296	Points 52 Quali Rank 20
	1	

17	Max RENBERG	267	Points 90 Quali Rank 55
		34	
16	Juuso KAUKELIN	279	Points 88 Quali Rank 59
		32	
15	Artem KOROLEV	248	Points 85 Quali Rank 71
		30	
14	Joel AFFOLTER	300	Points 80 Quali Rank 51
		28	
13	Hubert PETIT	245	Points 78 Quali Rank 67
		26	
12	Manon CHAVAGNE	233	Points 74 Quali Rank 56
		24	
11	Andreas BACKMAN	219	Points 74 Quali Rank 24
		22	
10	Giorgio MAGGI	303	Points 72 Quali Rank 39
		20	
9	Charlie TURNER	230	Points 70 Quali Rank 72
		18	
8	Sandor JAKAB	293	Points 70 Quali Rank 27
		16	
7	Matija JURKOVIC	227	Points 68 Quali Rank 52
		14	
6	Brandon NILSSON	280	Points 66 Quali Rank 54
		12	
5	Christopher FRIEDRICH	271	Points 64 Quali Rank 35
		10	
4	Moritz OBERHEIM	255	Points 60 Quali Rank 70
		8	
3	Jules COUSIN	272	Points 60 Quali Rank 43
		6	
2	Nicolas PICOT	259	Points 56 Quali Rank 38
		4	
1	Stephane KOX	261	Points 52 Quali Rank 23
		2	

Pole Position

Clerk of the course Nigel Edwards:
 Stewards (Chairman) Horst Seidel:

Scrutineer Paul Klaassen:
 Timekeeping Ingrid/Meik Wagner:

Rotax Euro Challenge 2012
 Class: Rotax Max Seniors
 Date/Time: 13.05.2012 10:40

Track: Wackersdorf / Germany
 Heat: Consolation Race
 Laps: 11

Edition 1

	Points	Quali Rank x
	27	
	25	
	23	
	21	
	19	
	17	
	15	
	13	
	11	
Marco FORRER	283	Points 103 Quali Rank 69
Kevin KEMMLING	306	Points 99 Quali Rank 58
Kevin MINIER	302	Points 98 Quali Rank 60
Pierre AUVRAY	241	Points 96 Quali Rank 53
Oliver NORRIS	304	Points 93 Quali Rank 30

	Points	Quali Rank x
	28	
	26	
	24	
	22	
	20	
	18	
	16	
	14	
	12	
Miroslav KOVAR	242	Points 104 Quali Rank 57
Benjamin KARLOG	275	Points 100 Quali Rank 68
Cecile MARTINI	288	Points 98 Quali Rank 65
Ebba GRANDIN	257	Points 97 Quali Rank 62
Eva BENES	244	Points 93 Quali Rank 63

Pole Position

Clerk of the course Nigel Edwards:
 Stewards (Chairman) Horst Seidel:

Scrutineer Paul Klaassen:
 Timekeeping Ingrid/Meik Wagner:



Rotax Euro Challenge 2012 Wackersdorf

Rotax Seniors

Wackersdorf 1,275 Km

Warm up qualified 29-62

13.05.2012 08:50

Practice (5:00 Time) started at 8:50:01

Pos	No.	Name	Nat.	Chassis	Race Team	Laps	Best Tm	Diff	Gap In Lap	km/h
1	261	Stephane KOX	NED	Formula K	Formula K Europe	5	51.703			5 88,776
2	218	Nicolai NIELSEN	DEN	TBA	Star Karting	5	51.705	0.002	0.002	4 88,773
3	220	Mathias SMITH	DEN	Kosmic	Star Karting	5	51.712	0.009	0.007	4 88,761
4	219	Andreas BACKMAN	SWE	Tonykart	Strawberry Racing	5	51.761	0.058	0.049	5 88,677
5	272	Jules COUSIN	FRA	FA Kart	DSS Kart	5	51.822	0.119	0.061	5 88,572
6	252	Juuso PYKALAINEN	FIN	Tonykart	MPT Racing	5	51.833	0.130	0.011	5 88,554
7	280	Brandon NILSSON	SWE	Exprit	Brandon Racing	5	51.855	0.152	0.022	5 88,516
8	271	Christopher FRIEDRICH	GER	Praga	M-Tec/Praga Racing	5	51.859	0.156	0.004	3 88,509
9	255	Moritz OBERHEIM	GER	LH Kart	Matis Motorsport	5	51.909	0.206	0.050	4 88,424
10	296	Josh HART	NZL	Birel	Kalman Motorsport	5	51.922	0.219	0.013	4 88,402
11	240	Petr BEZEL	CZE	MS Kart	MS Kart Racing Team	5	51.947	0.244	0.025	5 88,359
12	300	Joel AFFOLTER	NED	Gillard	PDB Racing Team	5	52.017	0.314	0.070	5 88,240
13	303	Giorgio MAGGI	SUI	Tonykart	Blacky Racing	5	52.095	0.392	0.078	4 88,108
14	286	Lukasz BARTOSZUK	POL	Praga	Uniq Racing	5	52.152	0.449	0.057	4 88,012
15	270	Santeri VARIS	FIN	Tonykart	JTL Racing	5	52.160	0.457	0.008	4 87,998
16	243	Glenn VAN PARIJS	BEL	Zanardi	Raw Racing Team	5	52.177	0.474	0.017	4 87,970
17	245	Hubert PETIT	FRA	Sodikart	Sodikart Junior Team	5	52.209	0.506	0.032	5 87,916
18	259	Nicolas PICOT	FRA	Sodikart	Kart Pro Racing	5	52.220	0.517	0.011	5 87,897
19	248	Artem KOROLEV	CAN	Intrepid	Team TKP	5	52.294	0.591	0.074	3 87,773
20	266	Petr FULIN	CZE	MS Kart	MS Kart Racing Team	5	52.357	0.654	0.063	3 87,667
21	226	Erik STILLMANN	SWE	Sodikart	Wallberg Motorsport	5	52.382	0.679	0.025	5 87,626
22	293	Sandor JAKAB	SVK	Birel	Kalman Motorsport	5	52.483	0.780	0.101	3 87,457
23	227	Matija JURKOVIC	SLO	Formula K	MLM Racing KK	5	52.612	0.909	0.129	3 87,242
24	301	Jonathan JOHANSSON	SWE	Gillard	PDB Racing Team	5	52.617	0.914	0.005	4 87,234
25	237	Sten Dorian PIIRIMAGI	EST	Tonykart	Aix Racing Team	4	52.778	1.075	0.161	3 86,968
26	258	Mikkel JOHNSEN	DEN	Intrepid	DMT Racing	5	53.064	1.361	0.286	3 86,499
27	279	Juuso KAUKELIN	FIN	Tonykart	JTL Racing	5	53.074	1.371	0.010	5 86,483
28	284	Oliver MYERS	GBR	Tonykart	Coles Racing	4	53.240	1.537	0.166	3 86,213
29	267	Max RENBERG	SWE	Tonykart	Soda Kart	5	53.255	1.552	0.015	3 86,189
30	233	Manon CHAVAGNE	NED	Topkart	Slangen Karting	5	53.257	1.554	0.002	3 86,186
31	246	Sabedin Berat TURKER	TUR	Formula K	Protrain Racing	4	53.703	2.000	0.446	4 85,470
32	225	Jeremie LESOUDIER	FRA	Kosmic	PKS	1	54.375	2.672	0.672	1 84,414
33	230	Charlie TURNER	GBR	CRG	Coles Racing	1	55.168	3.465	0.793	1 83,200



Rotax Euro Challenge 2012 Wackersdorf

Rotax Seniors

Wackersdorf 1,275 Km

Warm up qualified 29-62

13.05.2012 08:50

Practice (5:00 Time) started at 8:50:01

Lap	Time of Day	Lap Tm	S1 Tm	S2 Tm	S3 Tm
(261) Stephane KOX					
1	8:51:57.810	56.056	20.884	17.934	17.238
2	8:52:50.592	52.782	19.267	17.016	16.499
3	8:53:43.502	52.910	18.895	16.913	17.102
4	8:54:35.447	51.945	18.851	16.755	16.339
5	8:55:27.150	51.703	18.580	16.652	16.471

Lap	Time of Day	Lap Tm	S1 Tm	S2 Tm	S3 Tm
(218) Nicolai NIELSEN					
1	8:51:58.236	54.053	19.772	17.452	16.829
2	8:52:51.258	53.022	19.563	17.060	16.399
3	8:53:43.292	52.034	18.666	16.822	16.546
4	8:54:34.997	51.705	18.662	16.737	16.306
5	8:55:28.767	53.770	18.569	16.625	18.576

Lap	Time of Day	Lap Tm	S1 Tm	S2 Tm	S3 Tm
(220) Mathias SMITH					
1	8:52:07.112	53.465	19.235	17.553	16.677
2	8:52:59.691	52.579	18.809	17.138	16.632
3	8:53:51.709	52.018	18.695	16.789	16.534
4	8:54:43.421	51.712	18.600	16.632	16.480
5	8:55:39.521	56.100	20.860	16.952	18.288

Lap	Time of Day	Lap Tm	S1 Tm	S2 Tm	S3 Tm
(219) Andreas BACKMAN					
1	8:51:59.597	53.739	19.518	17.433	16.788
2	8:52:52.306	52.709	19.027	17.148	16.534
3	8:53:44.439	52.133	18.791	16.876	16.466
4	8:54:36.497	52.058	18.829	16.873	16.356
5	8:55:28.258	51.761	18.726	16.723	16.312

Lap	Time of Day	Lap Tm	S1 Tm	S2 Tm	S3 Tm
(272) Jules COUSIN					
1	8:51:58.505	54.765	20.071	17.764	16.930
2	8:52:52.859	54.354	20.497	17.235	16.622
3	8:53:45.046	52.187	18.886	16.882	16.419
4	8:54:37.191	52.145	18.776	16.971	16.398
5	8:55:29.013	51.822	18.667	16.765	16.390

Lap	Time of Day	Lap Tm	S1 Tm	S2 Tm	S3 Tm
(252) Juuso PYKALAINEN					
1	8:52:19.203	53.161	19.225	17.326	16.610
2	8:53:11.647	52.444	18.909	17.065	16.470
3	8:54:03.840	52.193	18.637	16.983	16.573
4	8:54:55.932	52.092	18.767	16.845	16.480
5	8:55:47.765	51.833	18.642	16.770	16.421

Lap	Time of Day	Lap Tm	S1 Tm	S2 Tm	S3 Tm
(280) Brandon NILSSON					
1	8:51:58.445	55.848	20.431	17.696	17.721
2	8:52:51.717	53.272	19.366	17.362	16.544
3	8:53:43.865	52.148	18.748	16.940	16.460
4	8:54:36.079	52.214	18.906	16.850	16.458
5	8:55:27.934	51.855	18.602	16.815	16.438

Lap	Time of Day	Lap Tm	S1 Tm	S2 Tm	S3 Tm
(271) Christopher FRIEDRICH					
1	8:52:05.296	52.977	19.134	17.149	16.694
2	8:52:58.310	53.014	18.814	17.195	17.005
3	8:53:50.169	51.859	18.604	16.797	16.458
4	8:54:42.821	52.652	18.675	16.774	17.203
5	8:55:35.535	52.714	18.893	16.773	17.048

Lap	Time of Day	Lap Tm	S1 Tm	S2 Tm	S3 Tm
(255) Moritz OBERHEIM					
1	8:52:06.022	52.979	19.228	17.133	16.618
2	8:52:58.781	52.759	18.794	17.186	16.779
3	8:53:51.343	52.562	18.635	17.327	16.600
4	8:54:43.252	51.909	18.681	16.680	16.548
5	8:55:36.186	52.934	19.318	17.189	16.427

Lap	Time of Day	Lap Tm	S1 Tm	S2 Tm	S3 Tm
(296) Josh HART					
1	8:52:10.633	55.684	21.586	17.356	16.742
2	8:53:03.688	53.055	19.091	17.293	16.671
3	8:53:55.781	52.093	18.750	16.821	16.522
4	8:54:47.703	51.922	18.783	16.711	16.428
5	8:55:43.444	55.741	18.747	16.682	20.312

Lap	Time of Day	Lap Tm	S1 Tm	S2 Tm	S3 Tm
(240) Petr BEZEL					
1	8:52:01.839	53.425	19.393	17.413	16.619

Lap	Time of Day	Lap Tm	S1 Tm	S2 Tm	S3 Tm
2	8:52:55.716	53.877	18.944	18.285	16.648
3	8:53:48.009	52.293	18.811	17.032	16.450
4	8:54:40.488	52.479	19.040	16.910	16.529
5	8:55:32.435	51.947	18.781	16.720	16.446

Lap	Time of Day	Lap Tm	S1 Tm	S2 Tm	S3 Tm
(300) Joel AFFOLTER					
1	8:51:54.351	54.564	20.145	17.612	16.807
2	8:52:47.720	53.369	19.654	17.147	16.568
3	8:53:39.991	52.271	18.935	16.924	16.412
4	8:54:32.130	52.139	18.823	16.918	16.398
5	8:55:24.147	52.017	18.772	16.737	16.508

Lap	Time of Day	Lap Tm	S1 Tm	S2 Tm	S3 Tm
(303) Giorgio MAGGI					
1	8:51:56.606	54.406	20.025	17.576	16.805
2	8:52:49.163	52.557	18.969	17.003	16.585
3	8:53:41.569	52.406	18.870	16.985	16.551
4	8:54:33.664	52.095	18.716	16.935	16.444
5	8:55:29.324	55.660	19.475	16.836	19.349

Lap	Time of Day	Lap Tm	S1 Tm	S2 Tm	S3 Tm
(286) Lukasz BARTOSZUK					
1	8:52:11.201	55.978	21.743	17.596	16.639
2	8:53:04.577	53.376	19.087	17.660	16.629
3	8:53:56.832	52.255	18.862	16.951	16.442
4	8:54:48.984	52.152	18.795	16.786	16.571
5	8:55:41.474	52.490	18.903	16.824	16.763

Lap	Time of Day	Lap Tm	S1 Tm	S2 Tm	S3 Tm
(270) Santeri VARIS					
1	8:51:54.702	54.154	19.801	17.606	16.747
2	8:52:47.548	52.846	19.147	17.113	16.586
3	8:53:39.853	52.305	18.822	16.984	16.499
4	8:54:32.013	52.160	18.796	16.873	16.491
5	8:55:25.934	53.921	18.717	16.768	18.436

Lap	Time of Day	Lap Tm	S1 Tm	S2 Tm	S3 Tm
(243) Glenn VAN PARIJS					
1	8:52:03.463	53.193	19.533	17.159	16.501
2	8:52:58.512	55.049	19.086	18.492	17.471
3	8:53:51.873	53.361	19.200	17.152	17.009
4	8:54:44.050	52.177	18.801	16.854	16.522
5	8:55:37.562	53.512	19.118	17.271	17.123

Lap	Time of Day	Lap Tm	S1 Tm	S2 Tm	S3 Tm
(245) Hubert PETIT					
1	8:51:59.302	54.617	19.857	17.932	16.828
2	8:52:52.134	52.832	19.205	17.048	16.579
3	8:53:44.772	52.638	19.229	16.857	16.552
4	8:54:37.431	52.659	19.188	16.981	16.490
5	8:55:29.640	52.209	18.698	16.955	16.556

Lap	Time of Day	Lap Tm	S1 Tm	S2 Tm	S3 Tm
(259) Nicolas PICOT					
1	8:51:57.700	54.498	19.714	17.489	17.295
2	8:52:50.398	52.698	19.145	16.975	16.578
3	8:53:43.052	52.654	18.883	16.920	16.851
4	8:54:36.917	53.865	20.514	16.877	16.474
5	8:55:29.137	52.220	18.759	17.101	16.360

Lap	Time of Day	Lap Tm	S1 Tm	S2 Tm	S3 Tm
(248) Artem KOROLEV					
1	8:51:55.733	53.895	19.792	17.340	16.763
2	8:52:48.620	52.887	19.281	17.034	16.572
3	8:53:40.914	52.294	18.945	16.844	16.505
4	8:54:33.405	52.491	19.000	16.846	16.645
5	8:55:27.420	54.015	19.466	16.836	17.713

Lap	Time of Day	Lap Tm	S1 Tm	S2 Tm	S3 Tm
(266) Petr FULIN					
1	8:52:02.107	54.593	20.614	17.372	16.607
2	8:52:57.042	54.935	19.183	18.973	16.779
3	8:53:49.399	52.357	18.816	16.987	16.554
4	8:54:42.746	53.347	18.769	17.089	17.489
5	8:55:37.770	55.024	19.940	17.405	17.679

Lap	Time of Day	Lap Tm	S1 Tm	S2 Tm	S3 Tm
(226) Erik STILLMANN					
1	8:51:58.840	54.772	20.313	17.681	16.778
2	8:53:07.778	1:08.938	19.325	32.338	17.275
3	8:54:00.591	52.813	18.923	17.288	16.602
4	8:54:53.360	52.769	18.938	16.901	16.930



Rotax Euro Challenge 2012 Wackersdorf

Rotax Seniors

Wackersdorf 1,275 Km

Warm up qualified 29-62

13.05.2012 08:50

Practice (5:00 Time) started at 8:50:01

Lap	Time of Day	Lap Tm	S1 Tm	S2 Tm	S3 Tm	Lap	Time of Day	Lap Tm	S1 Tm	S2 Tm	S3 Tm
5	8:55:45.742	52.382	18.981	16.912	16.489	1	8:52:06.256	55.168	19.462	17.488	18.218
(293) Sandor JAKAB											
1	8:52:03.149	54.157	19.627	17.806	16.724						
2	8:52:56.213	53.064	18.832	17.674	16.558						
3	8:53:48.696	52.483	18.724	17.025	16.734						
4	8:54:42.445	53.749	18.755	16.976	18.018						
5	8:55:35.814	53.369	19.811	17.064	16.494						
(227) Matija JURKOVIC											
1	8:51:54.910	54.562	20.294	17.533	16.735						
2	8:52:48.205	53.295	19.361	17.160	16.774						
3	8:53:40.817	52.612	19.031	16.983	16.598						
4	8:54:33.566	52.749	19.299	16.862	16.588						
5	8:55:26.646	53.080	19.108	16.666	17.306						
(301) Jonathan JOHANSSON											
1	8:51:58.166	54.732	19.879	17.691	17.162						
2	8:52:51.011	52.845	19.195	17.060	16.590						
3	8:53:43.752	52.741	19.103	17.008	16.630						
4	8:54:36.369	52.617	19.334	16.892	16.391						
5	8:55:30.084	53.715	19.105	16.843	17.767						
(237) Sten Dorian PIIRIMAGI											
1	8:52:00.485	53.638	19.453	17.471	16.714						
2	8:52:54.846	54.361	19.525	18.239	16.597						
3	8:53:47.624	52.778	19.263	17.013	16.502						
4	8:54:50.662	1:03.038	19.622	16.949	26.467						
(258) Mikkel JOHNSEN											
1	8:52:01.623	53.779	19.573	17.426	16.780						
2	8:52:56.761	55.138	19.430	18.921	16.787						
3	8:53:49.825	53.064	18.913	16.960	17.191						
4	8:54:43.340	53.515	19.444	17.131	16.940						
5	8:55:40.281	56.941	22.297	17.011	17.633						
(279) Juuso KAUKELIN											
1	8:51:59.961	56.824	21.116	18.347	17.361						
2	8:52:54.239	54.278	19.853	17.650	16.775						
3	8:53:48.556	54.317	20.015	17.433	16.869						
4	8:54:42.573	54.017	19.241	17.154	17.622						
5	8:55:35.647	53.074	19.436	17.036	16.602						
(284) Oliver MYERS											
1	8:52:01.000	53.600	19.396	17.407	16.797						
2	8:52:54.591	53.591	19.137	17.750	16.704						
3	8:53:47.831	53.240	19.210	17.083	16.947						
4	8:55:03.667	1:15.836	18.904	17.498	39.434						
(267) Max RENBERG											
1	8:52:07.582	55.258	20.320	17.958	16.980						
2	8:53:00.909	53.327	19.116	17.439	16.772						
3	8:53:54.164	53.255	19.156	17.170	16.929						
4	8:54:47.480	53.316	19.176	17.042	17.098						
5	8:55:41.759	54.279	19.470	16.997	17.812						
(233) Manon CHAVAGNE											
1	8:52:00.647	54.452	19.748	17.625	17.079						
2	8:52:55.547	54.900	19.718	18.478	16.704						
3	8:53:48.804	53.257	19.177	17.394	16.686						
4	8:54:43.010	54.206	19.205	17.075	17.926						
5	8:55:38.101	55.091	19.399	17.814	17.878						
(246) Sabedin Berat TURKER											
1	8:52:03.294	54.986	20.274	17.686	17.026						
2	8:52:58.120	54.826	19.036	18.450	17.340						
3	8:54:10.107	1:11.987	19.149								
4	8:55:03.810	53.703	19.523	17.374	16.806						
(225) Jeremie LESOUDIER											
1	8:52:00.026	54.375	19.842	17.639	16.894						
(230) Charlie TURNER											

Timekeeping Ingrid and Meik Wagner:

Clerk of the course Nigel Edwards:

www.mylaps.com

Steward (Chairman) Horst Seidel:

Chief Scrutineer Paul Klaassen:

Licensed to: Motorsport Events

Printed: 13.05.2012 08:57:04

posted at:

h



Rotax Euro Challenge 2012 Wackersdorf

Rotax Seniors

Wackersdorf 1,275 Km

Warm up qualified 63-90

13.05.2012 09:10

Practice (5:00 Time) started at 9:10:01

Pos	No.	Name	Nat.	Chassis	Race Team	Laps	Best Tm	Diff	Gap	In Lap	km/h
1	257	Ebba GRANDIN	SWE	Kosmic	Soda Kart	5	51.500			4	89,126
2	304	Oliver NORRIS	GBR	Tonykart	RL Racing Dept Ltd	5	51.729	0.229	0.229	5	88,732
3	241	Pierre AUVRAY	FRA	FA Kart	DSS Kart	5	51.738	0.238	0.009	5	88,716
4	244	Eva BENES	FRA	Kosmic	PKS	5	51.911	0.411	0.173	3	88,421
5	302	Kevin MINIER	FRA	Tonykart	MD Competition	5	51.912	0.412	0.001	5	88,419
6	242	Miroslav KOVAR	CZE	MS Kart	MS Kart Racing Team	5	52.080	0.580	0.168	4	88,134
7	275	Benjamin KARLOG	DEN	Tonykart	RS Competition	5	52.474	0.974	0.394	4	87,472

Timekeeping Ingrid and Meik Wagner:

Clerk of the course Nigel Edwards:

Steward (Chairman) Horst Seidel:

Chief Scrutineer Paul Klaassen:

www.mylaps.com
Licensed to: Motorsport Events

Printed: 13.05.2012 09:16:57

posted at:

h



Rotax Euro Challenge 2012 Wackersdorf

Rotax Seniors

Wackersdorf 1,275 Km

Warm up qualified 63-90

13.05.2012 09:10

Practice (5:00 Time) started at 9:10:01

Lap	Time of Day	Lap Tm	S1 Tm	S2 Tm	S3 Tm	Lap	Time of Day	Lap Tm	S1 Tm	S2 Tm	S3 Tm
(257) Ebba GRANDIN											
1	9:11:55.058	52.500	19.009	16.947	16.544						
2	9:12:47.086	52.028	18.840	16.690	16.498						
3	9:13:38.759	51.673	18.616	16.749	16.308						
4	9:14:30.259	51.500	18.654	16.622	16.224						
5	9:15:21.839	51.580	18.375	16.866	16.339						
(304) Oliver NORRIS											
1	9:11:51.344	52.519	19.116	16.921	16.482						
2	9:12:43.293	51.949	18.868	16.636	16.445						
3	9:13:35.136	51.843	18.953	16.557	16.333						
4	9:14:26.913	51.777	18.854	16.525	16.398						
5	9:15:18.642	51.729	18.972	16.467	16.290						
(241) Pierre AUVRAY											
1	9:11:52.601	52.695	19.066	17.002	16.627						
2	9:12:45.054	52.453	19.069	16.896	16.488						
3	9:13:37.079	52.025	18.800	16.806	16.419						
4	9:14:29.700	52.621	19.523	16.676	16.422						
5	9:15:21.438	51.738	18.748	16.694	16.296						
(244) Eva BENES											
1	9:11:52.737	52.729	19.303	16.897	16.529						
2	9:12:44.904	52.167	18.785	16.839	16.543						
3	9:13:36.815	51.911	18.778	16.600	16.533						
4	9:14:28.984	52.169	18.848	16.859	16.462						
5	9:15:20.896	51.912	18.367	17.133	16.412						
(302) Kevin MINIER											
1	9:11:56.107	53.107	19.458	17.008	16.641						
2	9:12:48.305	52.198	18.834	16.813	16.551						
3	9:13:40.518	52.213	18.866	16.743	16.604						
4	9:14:32.464	51.946	18.849	16.661	16.436						
5	9:15:24.376	51.912	18.867	16.648	16.397						
(242) Miroslav KOVAR											
1	9:11:55.567	53.193	19.671	16.926	16.596						
2	9:12:47.750	52.183	18.957	16.758	16.468						
3	9:13:40.751	53.001	19.127	16.793	17.081						
4	9:14:32.831	52.080	18.981	16.725	16.374						
5	9:15:25.169	52.338	19.041	16.750	16.547						
(275) Benjamin KARLOG											
1	9:11:56.456	53.250	19.582	17.071	16.597						
2	9:12:48.943	52.487	18.867	16.985	16.635						
3	9:13:41.589	52.646	19.036	16.979	16.631						
4	9:14:34.063	52.474	19.023	16.899	16.552						
5	9:15:27.075	53.012	19.240	17.013	16.759						

Timekeeping Ingrid and Meik Wagner:

Clerk of the course Nigel Edwards:

Steward (Chairman) Horst Seidel:

Chief Scrutineer Paul Klaassen:

www.mylaps.com

Licensed to: Motorsport Events

Printed: 13.05.2012 09:17:18

posted at:

h



Rotax Euro Challenge 2012 Wackersdorf

Rotax Seniors

Wackersdorf 1,275 Km

Warm up qualified 1-28

13.05.2012 09:40

Practice (5:00 Time) started at 9:40:01

Pos	No.	Name	Nat.	Chassis	Race Team	Laps	Best Tm	Diff	Gap	In Lap	km/h
1	299	Philip MORIN	SWE	Alonso	Dan Holland Racing	5	50.657			5	90,609
2	222	Pierce LEHANE	AUS	Alonso	Dan Holland Racing	5	50.661	0.004	0.004	5	90,602
3	294	Makino TADASUKE	JPN	Birel	Kalman Motorsport	5	50.670	0.013	0.009	5	90,586
4	250	Ludvig MORIN	SWE	Kosmic	Paul Carr Racing	5	50.706	0.049	0.036	4	90,522
5	203	Edward BRAND	GBR	Formula K	Formula K Europe	5	50.728	0.071	0.022	4	90,483
6	238	Alexandre FINKELSTEIN	FRA	Tonykart	MD Competition	5	50.835	0.178	0.107	5	90,292
7	207	Ferenc KANCSAR	AUT	Birel	Kalman Motorsport	5	50.960	0.303	0.125	5	90,071
8	205	Sean BABINGTON	GBR	Alonso	Dan Holland Racing	5	50.979	0.322	0.019	5	90,037
9	234	Ash HAND	GBR	Tonykart	Strawberry Racing	5	50.991	0.334	0.012	5	90,016
10	232	James SINGLETON	GBR	CRG	Coles Racing	5	51.023	0.366	0.032	4	89,959
11	208	Charlie EASTWOOD	IRL	Formula K	Protrain Racing	5	51.039	0.382	0.016	5	89,931
12	217	Glen VAN DROOGENBROE	BEL	Tonykart	Bouvin Power	5	51.043	0.386	0.004	3	89,924
13	211	Shaun SLAVIN	GBR	Formula K	Formula K Europe	5	51.054	0.397	0.011	5	89,905
14	212	Jiri FORMAN	GBR	MS Kart	MS Kart Racing Team	5	51.062	0.405	0.008	4	89,891
15	214	Michael COOL	BEL	Tonykart	Bouvin Power	5	51.073	0.416	0.011	3	89,871
16	269	John FRIBERG	SWE	Tonykart	Soda Kart	5	51.126	0.469	0.053	3	89,778
17	254	Harrison SCOTT	GBR	Tonykart	Strawberry Racing	5	51.163	0.506	0.037	4	89,713
18	223	Jacob NIELSEN	DEN	Kosmic	Star Karting	5	51.178	0.521	0.015	4	89,687
19	216	Bryan EERDEN	NED	Gillard	PDB Racing Team	5	51.201	0.544	0.023	5	89,647
20	236	Andy KING	GBR	Tonykart	Strawberry Racing	5	51.204	0.547	0.003	5	89,641
21	224	Aavo TALVAR	EST	Intrepid	Talvar Racing	5	51.206	0.549	0.002	5	89,638
22	213	Thomas BENISRI	FRA	Sodikart	Win Max	5	51.221	0.564	0.015	3	89,612
23	278	Barrie PULLINGER	GBR	Alonso	Dan Holland Racing	5	51.291	0.634	0.070	5	89,489
24	263	Henry EASTHOPE	GBR	Sodikart	Sodikart Junior Team	5	51.300	0.643	0.009	4	89,474
25	268	Francisco MORA	POR	FA	Cabo do Mundo Kartteam	5	51.312	0.655	0.012	3	89,453
26	221	Jesse LAZARE	CAN	Formula K	Chapman Racing/Protrain	5	51.335	0.678	0.023	2	89,413
27	290	Ukyo SASAHARA	JPN	DR	VPDR	4	51.387	0.730	0.052	4	89,322
28	260	Bas de LAAT	NED	Gillard	PDB Racing Team	2	52.299	1.642	0.912	1	87,765



Rotax Euro Challenge 2012 Wackersdorf

Rotax Seniors

Wackersdorf 1,275 Km

Warm up qualified 1-28

13.05.2012 09:40

Practice (5:00 Time) started at 9:40:00

Lap	Time of Day	Lap Tm	S1 Tm	S2 Tm	S3 Tm
(299) Philip MORIN					
1	9:41:58.641	51.713	18.740	16.727	16.246
2	9:42:49.692	51.051	18.309	16.529	16.213
3	9:43:40.919	51.227	18.551	16.442	16.234
4	9:44:31.913	50.994	18.328	16.522	16.144
5	9:45:22.570	50.657	18.282	16.280	16.095
(222) Pierce LEHANE					
1	9:41:56.350	51.518	18.704	16.546	16.268
2	9:42:47.557	51.207	18.442	16.456	16.309
3	9:43:38.646	51.089	18.415	16.511	16.163
4	9:44:29.526	50.880	18.309	16.441	16.130
5	9:45:20.187	50.661	18.326	16.245	16.090
(294) Makino TADASUKE					
1	9:41:52.138	53.366	19.844	17.201	16.321
2	9:42:43.321	51.183	18.383	16.594	16.206
3	9:43:34.395	51.074	18.386	16.538	16.150
4	9:44:25.943	51.548	18.605	16.674	16.269
5	9:45:16.613	50.670	18.241	16.330	16.099
(250) Ludvig MORIN					
1	9:41:53.957	51.455	18.606	16.559	16.290
2	9:42:45.573	51.616	18.862	16.480	16.274
3	9:43:36.653	51.080	18.434	16.511	16.135
4	9:44:27.359	50.706	18.229	16.362	16.115
5	9:45:18.907	51.548	18.284	16.327	16.937
(203) Edward BRAND					
1	9:41:53.780	51.486	18.542	16.692	16.252
2	9:42:45.325	51.545	18.919	16.409	16.217
3	9:43:36.099	50.774	18.324	16.270	16.180
4	9:44:26.827	50.728	18.212	16.261	16.155
5	9:45:18.534	51.707	18.260	16.547	16.900
(238) Alexandre FINKELSTEIN					
1	9:41:54.262	52.662	18.912	16.847	16.903
2	9:42:47.378	53.116	19.542	16.989	16.585
3	9:43:39.051	51.673	18.748	16.688	16.237
4	9:44:30.001	50.950	18.337	16.412	16.201
5	9:45:20.836	50.835	18.319	16.340	16.176
(207) Ferenc KANCSAR					
1	9:42:10.947	52.258	18.775	16.894	16.589
2	9:43:02.503	51.556	18.223	16.877	16.456
3	9:43:53.821	51.318	18.449	16.481	16.388
4	9:44:45.034	51.213	18.536	16.435	16.242
5	9:45:35.994	50.960	18.427	16.307	16.226
(205) Sean BABINGTON					
1	9:42:04.735	51.638	18.716	16.641	16.281
2	9:42:56.101	51.366	18.626	16.489	16.251
3	9:43:47.454	51.353	18.655	16.496	16.202
4	9:44:38.459	51.005	18.386	16.353	16.266
5	9:45:29.438	50.979	18.396	16.364	16.219
(234) Ash HAND					
1	9:41:54.630	51.499	18.516	16.739	16.244
2	9:42:45.979	51.349	18.666	16.522	16.161
3	9:43:37.484	51.505	18.346	16.930	16.229
4	9:44:31.376	53.892	18.896	17.660	17.336
5	9:45:22.367	50.991	18.389	16.436	16.166
(232) James SINGLETON					
1	9:41:50.283	52.048	18.883	16.789	16.376
2	9:42:42.097	51.814	18.982	16.525	16.307
3	9:43:33.420	51.323	18.445	16.530	16.348
4	9:44:24.443	51.023	18.390	16.393	16.240
5	9:45:15.623	51.180	18.530	16.394	16.256
(208) Charlie EASTWOOD					
1	9:42:04.558	53.255	19.175	17.356	16.724

Lap	Time of Day	Lap Tm	S1 Tm	S2 Tm	S3 Tm
2	9:42:56.414	51.856	18.923	16.688	16.245
3	9:43:47.671	51.257	18.490	16.530	16.237
4	9:44:40.121	52.450	19.268	16.624	16.558
5	9:45:31.160	51.039	18.375	16.487	16.177
(217) Glen VAN DROOGENBROECK					
1	9:42:04.998	51.646	18.588	16.764	16.294
2	9:42:56.848	51.850	19.194	16.541	16.115
3	9:43:47.891	51.043	18.391	16.521	16.131
4	9:44:39.695	51.804	18.754	16.731	16.319
5	9:45:30.777	51.082	18.411	16.456	16.215
(211) Shaun SLAVIN					
1	9:41:54.384	51.548	18.529	16.637	16.382
2	9:42:46.231	51.847	19.144	16.468	16.235
3	9:43:37.616	51.385	18.306	16.620	16.459
4	9:44:28.710	51.094	18.304	16.502	16.288
5	9:45:19.764	51.054	18.413	16.361	16.280
(212) Jiri FORMAN					
1	9:41:54.831	51.491	18.537	16.702	16.252
2	9:42:46.490	51.659	18.848	16.582	16.229
3	9:43:37.719	51.229	18.446	16.508	16.275
4	9:44:28.781	51.062	18.453	16.442	16.167
5	9:45:20.024	51.243	18.583	16.379	16.281
(214) Michael COOL					
1	9:42:09.335	51.597	18.607	16.616	16.374
2	9:43:00.674	51.339	18.518	16.560	16.261
3	9:43:51.747	51.073	18.481	16.422	16.170
4	9:44:42.939	51.192	18.530	16.421	16.241
5	9:45:34.068	51.129	18.334	16.543	16.252
(269) John FRIBERG					
1	9:41:55.743	51.569	18.520	16.792	16.257
2	9:42:46.903	51.160	18.390	16.545	16.225
3	9:43:38.029	51.126	18.304	16.547	16.275
4	9:44:29.394	51.365	18.533	16.571	16.261
5	9:45:21.319	51.925	18.625	16.397	16.903
(254) Harrison SCOTT					
1	9:41:50.590	52.098	19.026	16.759	16.313
2	9:42:41.899	51.309	18.501	16.571	16.237
3	9:43:33.181	51.282	18.510	16.445	16.327
4	9:44:24.344	51.163	18.357	16.486	16.320
5	9:45:15.683	51.339	18.782	16.428	16.129
(223) Jacob NIELSEN					
1	9:42:00.555	53.740	19.644	17.694	16.402
2	9:42:53.606	53.051	19.380	17.373	16.298
3	9:43:45.259	51.653	18.640	16.545	16.468
4	9:44:36.437	51.178	18.378	16.450	16.350
5	9:45:29.075	52.638	18.853	16.511	17.274
(216) Bryan EERDEN					
1	9:42:04.746	1:00.410	18.682	16.828	24.900
2	9:42:57.977	53.231	20.056	16.752	16.423
3	9:43:49.547	51.570	18.517	16.593	16.460
4	9:44:41.134	51.587	18.718	16.542	16.327
5	9:45:32.335	51.201	18.443	16.473	16.285
(236) Andy KING					
1	9:41:51.509	53.371	19.697	17.092	16.582
2	9:42:43.550	52.041	18.785	16.954	16.302
3	9:43:34.946	51.396	18.544	16.596	16.256
4	9:44:26.435	51.489	18.571	16.618	16.300
5	9:45:17.639	51.204	18.472	16.461	16.271
(224) Aavo TALVAR					
1	9:41:49.505	52.354	19.238	16.678	16.438
2	9:42:41.255	51.750	18.975	16.487	16.288
3	9:43:33.730	52.475	18.829	17.388	16.258
4	9:44:25.018	51.288	18.607	16.423	16.258



Rotax Euro Challenge 2012 Wackersdorf

Rotax Seniors

Wackersdorf 1,275 Km

Warm up qualified 1-28

13.05.2012 09:40

Practice (5:00 Time) started at 9:40:00

Lap	Time of Day	Lap Tm	S1 Tm	S2 Tm	S3 Tm	Lap	Time of Day	Lap Tm	S1 Tm	S2 Tm	S3 Tm
5	9:45:16.224	51.206	18.600	16.355	16.251						
(213) Thomas BENISRI											
1	9:42:04.454	52.822	19.119	16.885	16.818						
2	9:42:56.610	52.156	19.364	16.610	16.182						
3	9:43:47.831	51.221	18.483	16.526	16.212						
4	9:44:40.370	52.539	18.932	16.503	17.104						
5	9:45:31.607	51.237	18.564	16.508	16.165						
(278) Barrie PULLINGER											
1	9:41:55.501	51.569	18.626	16.690	16.253						
2	9:42:47.307	51.806	18.845	16.604	16.357						
3	9:43:39.310	52.003	18.359	17.021	16.623						
4	9:44:30.681	51.371	18.463	16.570	16.338						
5	9:45:21.972	51.291	18.498	16.484	16.309						
(263) Henry EASTHOPE											
1	9:42:00.427	52.791	18.949	17.375	16.467						
2	9:42:53.080	52.653	19.351	16.784	16.518						
3	9:43:44.736	51.656	18.917	16.460	16.279						
4	9:44:36.036	51.300	18.491	16.465	16.344						
5	9:45:28.136	52.100	18.814	16.426	16.860						
(268) Francisco MORA											
1	9:42:00.743	53.450	20.007	16.971	16.472						
2	9:42:53.262	52.519	18.803	17.272	16.444						
3	9:43:44.574	51.312	18.506	16.431	16.375						
4	9:44:36.147	51.573	18.840	16.488	16.245						
5	9:45:27.762	51.615	18.863	16.510	16.242						
(221) Jesse LAZARE											
1	9:41:59.523	52.314	19.097	16.839	16.378						
2	9:42:50.858	51.335	18.393	16.570	16.372						
3	9:43:42.196	51.338	18.578	16.523	16.237						
4	9:44:33.539	51.343	18.501	16.509	16.333						
5	9:45:24.991	51.452	18.655	16.547	16.250						
(290) Ukyo SASAHARA											
1	9:43:09.529	52.024	19.066	16.666	16.292						
2	9:44:01.332	51.803	18.938	16.588	16.277						
3	9:44:52.901	51.569	18.900	16.421	16.248						
4	9:45:44.288	51.387	18.787	16.393	16.207						
(260) Bas de LAAT											
1	9:41:56.779	52.299	19.223	16.704	16.372						
2	9:43:20.664	1:23.885	18.554	16.907	48.424						

Timekeeping Ingrid and Meik Wagner:

Clerk of the course Nigel Edwards:

Steward (Chairman) Horst Seidel:

Chief Scrutineer Paul Klaassen:

Licensed to: Motorsport Events



Rotax Euro Challenge 2012 Wackersdorf

Rotax Seniors Wackersdorf 1,275 Km

Second Chance Heat **-NEW-** 13.05.2012 10:00

Race (11 Laps) started at 10:02:32

Pos	No.	Name	Nat.	Chassis	Race Team	Laps	Total Tm	Diff	Best Tm	In Lap	km/h	Points
1	218	Nicolai NIELSEN	DEN	TBA	Star Karting	11	9:29.297		51.334	6	89,414	0
2	296	Josh HART	NZL	Birel	Kalman Motorsport	11	9:29.669	0.372	51.307	6	89,461	0
3	261	Stephane KOX	NED	Formula K	Formula K Europe	11	9:30.186	0.889	51.046	11	89,919	0
4	271	Christopher FRIEDRICH	GER	Praga	M-Tec/Praga Racing	11	9:30.785	1.488	50.910	4	90,159	0
5	240	Petr BEZEL	CZE	MS Kart	MS Kart Racing Team	11	9:33.749	4.452	51.430	10	89,248	0
6	266	Petr FULIN	CZE	MS Kart	MS Kart Racing Team	11	9:34.851	5.554	51.054	4	89,905	0
7	280	Brandon NILSSON	SWE	Expriit	Brandon Racing	11	9:35.030	5.733	51.213	10	89,626	0
8	293	Sandor JAKAB	SVK	Birel	Kalman Motorsport	11	9:37.225	7.928	51.201	4	89,647	0
9	230	Charlie TURNER	GBR	CRG	Coles Racing	11	9:37.519	8.222	51.186	4	89,673	0
10	220	Mathias SMITH	DEN	Kosmic	Star Karting	11	9:38.170	8.873	51.244	8	89,571	0
11	245	Hubert PETIT	FRA	Sodikart	Sodikart Junior Team	11	9:38.315	9.018	51.020	4	89,965	0
12	270	Santeri VARIS	FIN	Tonykart	JTL Racing	11	9:38.781	9.484	51.239	3	89,580	0
13	301	Jonathan JOHANSSON	SWE	Gillard	PDB Racing Team	11	9:39.580	10.283	51.241	4	89,577	0
14	284	Oliver MYERS	GBR	Tonykart	Coles Racing	11	9:40.475	11.178	51.553	9	89,035	0
15	246	Sabedin Berat TURKER	TUR	Formula K	Protrain Racing	11	9:40.553	11.256	51.204	11	89,641	0
16	252	Juuso PYKALAINEN	FIN	Tonykart	MPT Racing	11	9:42.205	12.908	51.213	9	89,626	0
17	233	Manon CHAVAGNE	NED	Topkart	Slangen Karting	11	9:42.469	13.172	51.348	4	89,390	0
18	267	Max RENBERG	SWE	Tonykart	Soda Kart	11	9:43.059	13.762	51.631	10	88,900	0
19	286	Lukasz BARTOSZUK	POL	Praga	Uniq Racing	11	9:43.157	13.860	51.314	4	89,449	0
20	237	Sten Dorian PIIRIMAGI	EST	Tonykart	Aix Racing Team	11	9:45.707	16.410	51.206	10	89,638	0
21	226	Erik STILLMANN	SWE	Sodikart	Wallberg Motorsport	11	9:53.175	23.878	51.605	5	88,945	0
22	243	Glenn VAN PARIJS	BEL	Zanardi	Raw Racing Team	9	7:59.361	2 Laps	51.554	5	89,033	0
23	255	Moritz OBERHEIM	GER	LH Kart	Matis Motorsport	9	8:02.936	2 Laps	50.981	4	90,034	0
24	272	Jules COUSIN	FRA	FA Kart	DSS Kart	8	7:21.487	3 Laps	50.933	4	90,118	0
25	227	Matija JURKOVIC	SLO	Formula K	MLM Racing KK	3	3:18.727	8 Laps	57.291	1	80,117	0
26	225	Jeremie LESOUDIER	FRA	Kosmic	PKS	2	2:09.418	9 Laps	57.244	2	80,183	0
27	219	Andreas BACKMAN	SWE	Tonykart	Strawberry Racing	2	2:11.419	9 Laps	55.375	2	82,889	0
28	279	Juuso KAUKELIN	FIN	Tonykart	JTL Racing	1	1:00.112	10 Laps	58.151	1	78,932	0
29	248	Artem KOROLEV	CAN	Intrepid	Team TKP	1	1:00.373	10 Laps	58.396	1	78,601	0
30	258	Mikkel JOHNSEN	DEN	Intrepid	DMT Racing	1	1:26.585	10 Laps	1:25.402	1	53,746	0
31	303	Giorgio MAGGI	SUI	Tonykart	Blacky Racing		1.313	11 Laps		0	-	0

Not classified

DQ	259	Nicolas PICOT	FRA	Sodikart	Kart Pro Racing	11	9:29.826	DQ	51.280	10	89,509	0
DQ	300	Joel AFFOLTER	NED	Gillard	PDB Racing Team	11	9:37.852	DQ	50.970	10	90,053	0
DNS	262	Alex ENGBLOM	SWE	Tonykart	Soda Kart			DNS		0	-	0

Announcements

These results are provisional until the conclusion of any judicial and technical matters
 Pos. 1-6 qualified for prefinal
 No. 272 warning board
 No. 300 exclusion from the whole meeting / reason ignoring black flag
 Started: 33 Classified: 31 Not classified: 2
 No. 255 time penalty 3 sec. / reason leaving corridor
 No. 259 excluded from the whole meeting / reason technical non conformity

Margin of Victory	Ø km/h	Best Lap Tm	km/h	Best Lap by
0.372	88,688	50.910	90,159	271 - Christopher FRIEDRICH

Timekeeping Ingrid and Meik Wagner: Clerk of the course Nigel Edwards: www.mylaps.com

Steward (Chairman) Horst Seidel: Chief Scrutineer Paul Klaassen: Licensed to: Motorsport Events
 Printed: 13.05.2012 11:27:18 posted at: h



Rotax Euro Challenge 2012 Wackersdorf

Rotax Seniors

Wackersdorf 1,275 Km

Second Chance Heat

13.05.2012 10:00

Race (11 Laps) started at 10:02:32

Lap	Time of Day	Lap Tm	S1 Tm	S2 Tm	S3 Tm
(218) Nicolai NIELSEN					
1	10:03:26.822	54.149	20.584	17.059	16.506
2	10:04:18.347	51.525	18.553	16.602	16.370
3	10:05:09.897	51.550	18.662	16.600	16.288
4	10:06:01.665	51.768	18.791	16.596	16.381
5	10:06:53.063	51.398	18.563	16.539	16.296
6	10:07:44.397	51.334	18.523	16.515	16.296
7	10:08:36.008	51.611	18.657	16.551	16.403
8	10:09:27.383	51.375	18.479	16.591	16.305
9	10:10:18.801	51.418	18.589	16.534	16.295
10	10:11:10.305	51.504	18.580	16.562	16.362
11	10:12:01.893	51.588	18.426	16.822	16.340

(296) Josh HART					
1	10:03:26.061	53.465	20.120	16.820	16.525
2	10:04:17.986	51.925	18.789	16.639	16.497
3	10:05:09.727	51.741	18.894	16.493	16.354
4	10:06:01.835	52.108	19.127	16.615	16.366
5	10:06:53.274	51.439	18.576	16.536	16.327
6	10:07:44.581	51.307	18.510	16.506	16.291
7	10:08:36.079	51.498	18.678	16.525	16.295
8	10:09:27.541	51.462	18.618	16.577	16.267
9	10:10:18.954	51.413	18.602	16.542	16.269
10	10:11:10.390	51.436	18.602	16.546	16.288
11	10:12:02.265	51.875	19.008	16.524	16.343

(259) Nicolas PICOT					
1	10:03:26.229	53.530	20.146	16.864	16.520
2	10:04:18.471	52.242	18.769	16.804	16.669
3	10:05:10.028	51.557	18.733	16.559	16.265
4	10:06:01.921	51.893	18.893	16.746	16.254
5	10:06:53.474	51.553	18.745	16.572	16.236
6	10:07:44.797	51.323	18.550	16.542	16.231
7	10:08:36.159	51.362	18.623	16.510	16.229
8	10:09:27.693	51.534	18.758	16.491	16.285
9	10:10:19.240	51.547	18.674	16.636	16.237
10	10:11:10.520	51.280	18.519	16.517	16.244
11	10:12:02.422	51.902	19.020	16.628	16.254

(261) Stephane KOX					
1	10:03:27.239	54.623	20.512	17.426	16.685
2	10:04:18.978	51.739	18.649	16.734	16.356
3	10:05:11.183	52.205	18.789	16.618	16.798
4	10:06:02.900	51.717	18.684	16.479	16.554
5	10:06:54.438	51.538	18.599	16.592	16.347
6	10:07:46.700	52.262	19.084	16.703	16.475
7	10:08:38.200	51.500	18.703	16.473	16.324
8	10:09:29.450	51.250	18.506	16.456	16.288
9	10:10:20.596	51.146	18.486	16.427	16.233
10	10:11:11.736	51.140	18.464	16.460	16.216
11	10:12:02.782	51.046	18.450	16.412	16.184

(271) Christopher FRIEDRICH					
1	10:03:28.360	55.267	21.620	17.106	16.541
2	10:04:20.957	52.597	19.499	16.840	16.258
3	10:05:12.651	51.694	18.737	16.647	16.310
4	10:06:03.561	50.910	18.242	16.454	16.214
5	10:06:55.915	52.354	18.578	16.862	16.914
6	10:07:46.946	51.031	18.360	16.491	16.180
7	10:08:38.611	51.665	18.812	16.522	16.331
8	10:09:29.791	51.180	18.209	16.765	16.206
9	10:10:20.912	51.121	18.339	16.476	16.306
10	10:11:12.108	51.196	18.445	16.513	16.238
11	10:12:03.381	51.273	18.467	16.513	16.293

(240) Petr BEZEL					
1	10:03:27.582	54.813	21.193	16.876	16.744
2	10:04:19.095	51.513	18.637	16.665	16.211
3	10:05:11.009	51.914	18.816	16.643	16.455
4	10:06:02.781	51.772	18.607	16.582	16.583
5	10:06:54.610	51.829	18.987	16.633	16.209
6	10:07:46.535	51.925	18.744	16.741	16.440

7	10:08:39.604	53.069	19.368	16.797	16.904
8	10:09:31.717	52.113	19.213	16.601	16.299
9	10:10:23.308	51.591	18.679	16.585	16.327
10	10:11:14.738	51.430	18.691	16.506	16.233
11	10:12:06.345	51.607	18.757	16.535	16.315

(266) Petr FULIN					
1	10:03:29.011	55.777	21.885	17.347	16.545
2	10:04:21.855	52.844	19.015	17.468	16.361
3	10:05:13.206	51.351	18.462	16.655	16.234
4	10:06:04.260	51.054	18.419	16.481	16.154
5	10:06:56.754	52.494	18.441	16.572	17.481
6	10:07:48.185	51.431	18.592	16.630	16.209
7	10:08:39.717	51.532	18.453	16.586	16.493
8	10:09:32.435	52.718	19.758	16.672	16.288
9	10:10:24.107	51.672	18.814	16.608	16.250
10	10:11:15.575	51.468	18.568	16.623	16.277
11	10:12:07.447	51.872	18.756	16.626	16.490

(280) Brandon NILSSON					
1	10:03:30.395	57.209	22.433	17.697	17.079
2	10:04:22.907	52.512	19.370	16.737	16.405
3	10:05:15.191	52.284	18.976	16.599	16.709
4	10:06:06.519	51.328	18.600	16.464	16.264
5	10:06:58.141	51.622	18.496	16.514	16.612
6	10:07:49.625	51.484	18.506	16.660	16.318
7	10:08:41.255	51.630	18.482	16.558	16.590
8	10:09:33.421	52.166	19.289	16.572	16.305
9	10:10:24.707	51.286	18.426	16.596	16.264
10	10:11:15.920	51.213	18.384	16.554	16.275
11	10:12:07.626	51.706	18.749	16.569	16.388

(293) Sandor JAKAB					
1	10:03:30.961	57.430	22.771	17.920	16.739
2	10:04:24.025	53.064	19.671	16.992	16.401
3	10:05:15.596	51.571	18.601	16.597	16.373
4	10:06:06.797	51.201	18.364	16.531	16.306
5	10:06:58.315	51.518	18.542	16.443	16.533
6	10:07:49.845	51.530	18.771	16.493	16.266
7	10:08:41.178	51.333	18.485	16.489	16.359
8	10:09:34.183	53.005	19.546	16.580	16.879
9	10:10:26.028	51.845	18.452	16.938	16.455
10	10:11:17.447	51.419	18.472	16.617	16.330
11	10:12:09.821	52.374	18.635	16.918	16.821

(230) Charlie TURNER					
1	10:03:30.868	57.107	22.753	17.499	16.855
2	10:04:23.120	52.252	19.216	16.682	16.354
3	10:05:15.048	51.928	19.032	16.532	16.364
4	10:06:06.234	51.186	18.489	16.379	16.318
5	10:06:58.249	52.015	18.017	17.004	16.994
6	10:07:50.161	51.912	19.253	16.350	16.309
7	10:08:41.394	51.233	18.463	16.455	16.315
8	10:09:34.065	52.671	19.586	16.452	16.633
9	10:10:26.293	52.228	18.801	16.740	16.687
10	10:11:17.718	51.425	18.478	16.502	16.445
11	10:12:10.115	52.397	18.542	16.630	17.225

(220) Mathias SMITH					
1	10:03:28.075	55.219	21.744	16.980	16.495
2	10:04:22.459	54.384	19.934	17.636	16.814
3	10:05:13.850	51.391	18.701	16.454	16.236
4	10:06:05.238	51.388	18.372	16.480	16.536
5	10:06:58.777	53.539	19.042	16.545	17.952
6	10:07:51.870	53.093	19.560	17.142	16.391
7	10:08:43.148	51.278	18.580	16.440	16.258
8	10:09:34.392	51.244	18.557	16.465	16.222
9	10:10:26.702	52.310	18.611	16.731	16.968
10	10:11:18.446	51.744	18.937	16.438	16.369
11	10:12:10.766	52.320	19.184	16.736	16.400

(245) Hubert PETIT					
1	10:03:30.541	56.907	22.492	17.411	17.004



Rotax Euro Challenge 2012 Wackersdorf

Rotax Seniors

Wackersdorf 1,275 Km

Second Chance Heat

13.05.2012 10:00

Race (11 Laps) started at 10:02:32

Lap	Time of Day	Lap Tm	S1 Tm	S2 Tm	S3 Tm	Lap	Time of Day	Lap Tm	S1 Tm	S2 Tm	S3 Tm
2	10:04:22.658	52.117	19.125	16.580	16.412	10	10:11:22.998	52.452	19.085	16.640	16.727
3	10:05:14.553	51.895	19.099	16.538	16.258	11	10:12:14.801	51.803	18.883	16.602	16.318
4	10:06:05.573	51.020	18.432	16.362	16.226	(233) Manon CHAVAGNE					
5	10:06:58.190	52.617	18.940	16.451	17.226	1	10:03:32.105	57.961	22.917	17.926	17.118
6	10:07:52.680	54.490	20.005	17.834	16.651	2	10:04:25.959	53.854	19.695	17.455	16.704
7	10:08:44.091	51.411	18.822	16.377	16.212	3	10:05:18.024	52.065	18.609	16.793	16.663
8	10:09:35.231	51.140	18.690	16.304	16.146	4	10:06:09.372	51.348	18.543	16.511	16.294
9	10:10:26.776	51.545	18.475	16.377	16.693	5	10:07:01.201	51.829	18.822	16.597	16.410
10	10:11:18.557	51.781	18.752	16.427	16.602	6	10:07:53.762	52.561	19.443	16.687	16.431
11	10:12:10.911	52.354	19.338	16.616	16.400	7	10:08:46.801	53.039	19.906	16.664	16.469
(270) Santeri VARIS						8	10:09:39.045	52.244	18.705	17.143	16.396
1	10:03:29.697	56.629	22.402	17.276	16.951	9	10:10:30.781	51.736	19.014	16.513	16.209
2	10:04:22.374	52.677	18.746	17.368	16.563	10	10:11:22.889	52.108	19.028	16.582	16.498
3	10:05:13.613	51.239	18.487	16.525	16.227	11	10:12:15.065	52.176	19.216	16.597	16.363
4	10:06:05.329	51.716	18.454	16.512	16.750	(267) Max RENBERG					
5	10:06:58.391	53.062	18.794	17.002	17.266	1	10:03:32.507	56.994	22.396	17.681	16.917
6	10:07:52.778	54.387	19.802	18.021	16.564	2	10:04:26.794	54.287	20.230	17.122	16.935
7	10:08:44.642	51.864	18.906	16.590	16.368	3	10:05:19.059	52.265	18.967	16.927	16.371
8	10:09:36.940	52.298	18.654	17.077	16.567	4	10:06:11.249	52.190	19.022	16.774	16.394
9	10:10:28.512	51.572	18.639	16.649	16.284	5	10:07:02.894	51.645	18.559	16.663	16.423
10	10:11:20.116	51.604	18.831	16.530	16.243	6	10:07:54.686	51.792	18.766	16.643	16.383
11	10:12:11.377	51.261	18.496	16.556	16.209	7	10:08:47.033	52.347	19.157	16.678	16.512
(301) Jonathan JOHANSSON						8	10:09:40.027	52.994	18.783	17.144	17.067
1	10:03:31.494	57.830	23.291	17.625	16.914	9	10:10:31.948	51.921	18.877	16.671	16.373
2	10:04:25.323	53.829	19.617	17.575	16.637	10	10:11:23.579	51.631	18.558	16.620	16.453
3	10:05:16.981	51.658	18.643	16.633	16.382	11	10:12:15.655	52.076	18.724	16.842	16.510
4	10:06:08.222	51.241	18.588	16.475	16.178	(286) Lukasz BARTOSZUK					
5	10:06:59.555	51.333	18.525	16.536	16.272	1	10:03:29.336	56.400	22.300	17.351	16.749
6	10:07:53.555	54.000	19.430	17.900	16.670	2	10:04:22.575	53.239	18.918	17.725	16.596
7	10:08:45.615	52.060	19.257	16.526	16.277	3	10:05:15.772	53.197	19.613	16.870	16.714
8	10:09:37.368	51.753	18.911	16.633	16.209	4	10:06:07.086	51.314	18.542	16.431	16.341
9	10:10:28.673	51.305	18.490	16.519	16.296	5	10:06:58.672	51.586	18.571	16.447	16.568
10	10:11:20.718	52.045	19.148	16.632	16.265	6	10:07:52.888	54.216	20.135	17.577	16.504
11	10:12:12.176	51.458	18.641	16.507	16.310	7	10:08:48.845	55.957	22.821	16.740	16.396
(284) Oliver MYERS						8	10:09:40.513	51.668	18.710	16.664	16.294
1	10:03:31.618	56.562	22.155	17.555	16.852	9	10:10:32.323	51.810	18.633	16.730	16.447
2	10:04:25.179	53.561	18.882	18.043	16.636	10	10:11:23.941	51.618	18.755	16.597	16.266
3	10:05:17.127	51.948	18.611	16.961	16.376	11	10:12:15.753	51.812	18.631	16.738	16.443
4	10:06:08.942	51.815	18.644	16.629	16.542	(237) Sten Dorian PIIRIMAGI					
5	10:07:01.320	52.378	19.135	16.498	16.745	1	10:03:32.205	57.882	23.293	17.555	17.034
6	10:07:53.622	52.302	18.829	16.834	16.639	2	10:04:26.567	54.362	20.105	17.602	16.655
7	10:08:45.926	52.304	19.446	16.550	16.308	3	10:05:18.901	52.334	18.863	17.076	16.395
8	10:09:37.754	51.828	18.922	16.562	16.344	4	10:06:10.239	51.338	18.625	16.430	16.283
9	10:10:29.307	51.553	18.637	16.581	16.335	5	10:07:01.503	51.264	18.622	16.408	16.234
10	10:11:21.374	52.067	19.220	16.492	16.355	6	10:08:01.250	59.747	26.726	16.700	16.321
11	10:12:13.071	51.697	18.713	16.574	16.410	7	10:08:52.806	51.556	18.765	16.529	16.262
(246) Sabedin Berat TURKER						8	10:09:44.288	51.482	18.592	16.621	16.269
1	10:03:31.787	58.202	23.210	17.647	17.345	9	10:10:35.829	51.541	18.680	16.562	16.299
2	10:04:26.200	54.413	19.869	17.430	17.114	10	10:11:27.035	51.206	18.501	16.458	16.247
3	10:05:18.535	52.335	19.045	16.834	16.456	11	10:12:18.303	51.268	18.593	16.396	16.279
4	10:06:09.807	51.272	18.409	16.593	16.270	(226) Erik STILLMANN					
5	10:07:01.589	51.782	18.595	16.683	16.504	1	10:03:46.594	1:12.364	38.096	17.643	16.625
6	10:07:53.908	52.319	19.258	16.745	16.316	2	10:04:39.887	53.293	19.402	16.894	16.997
7	10:08:46.464	52.556	19.287	16.794	16.475	3	10:05:31.693	51.806	18.873	16.605	16.328
8	10:09:38.088	51.624	18.645	16.696	16.283	4	10:06:23.442	51.749	18.814	16.564	16.371
9	10:10:29.481	51.393	18.512	16.668	16.213	5	10:07:15.047	51.605	18.826	16.511	16.268
10	10:11:21.945	52.464	19.760	16.497	16.207	6	10:08:06.686	51.639	18.890	16.484	16.265
11	10:12:13.149	51.204	18.495	16.488	16.221	7	10:08:58.363	51.677	18.731	16.576	16.370
(252) Juuso PYKALAINEN						8	10:09:50.448	52.085	18.745	16.575	16.765
1	10:03:32.384	57.359	22.702	17.667	16.990	9	10:10:42.149	51.701	18.802	16.629	16.270
2	10:04:26.023	53.639	19.641	17.490	16.508	10	10:11:33.758	51.609	18.641	16.640	16.328
3	10:05:19.346	53.323	19.562	17.353	16.408	11	10:12:25.771	52.013	18.773	16.586	16.654
4	10:06:10.901	51.555	18.601	16.614	16.340	(243) Glenn VAN PARIJS					
5	10:07:02.613	51.712	18.544	16.716	16.452	1	10:03:30.742	57.263	22.371	17.325	17.567
6	10:07:54.168	51.555	18.689	16.603	16.263	2	10:04:24.313	53.571	19.764	16.964	16.843
7	10:08:46.882	52.714	19.206	16.803	16.705	3	10:05:16.090	51.777	18.819	16.583	16.375
8	10:09:39.333	52.451	18.725	17.210	16.516	4	10:06:07.815	51.725	18.877	16.596	16.252
9	10:10:30.546	51.213	18.458	16.526	16.229						



Rotax Euro Challenge 2012 Wackersdorf

Rotax Seniors

Wackersdorf 1,275 Km

Second Chance Heat

13.05.2012 10:00

Race (11 Laps) started at 10:02:32

Lap	Time of Day	Lap Tm	S1 Tm	S2 Tm	S3 Tm	Lap	Time of Day	Lap Tm	S1 Tm	S2 Tm	S3 Tm
5	10:06:59.369	51.554	18.680	16.531	16.343						
6	10:07:52.994	53.625	19.327	17.169	17.129						
7	10:08:47.282	54.288	21.137	16.715	16.436						
8	10:09:39.768	52.486	18.736	17.068	16.682						
9	10:10:31.957	52.189	18.971	16.618	16.600						
(255) Moritz OBERHEIM											
1	10:03:27.814	54.986	21.573	16.944	16.469						
2	10:04:20.771	52.957	19.523	16.950	16.484						
3	10:05:12.182	51.411	18.623	16.469	16.319						
4	10:06:03.163	50.981	18.487	16.314	16.180						
5	10:06:55.771	52.608	18.864	16.827	16.917						
6	10:07:47.646	51.875	18.944	16.584	16.347						
7	10:08:39.457	51.811	18.464	16.713	16.634						
8	10:09:39.377	59.920	25.917	17.099	16.904						
9	10:10:32.532	53.155	18.949	16.768	17.438						
(272) Jules COUSIN											
1	10:03:27.708	54.909	20.822	17.036	17.051						
2	10:04:20.876	53.168	19.503	17.192	16.473						
3	10:05:12.751	51.875	18.702	16.541	16.632						
4	10:06:03.684	50.933	18.379	16.415	16.139						
5	10:06:56.506	52.822	18.602	16.878	17.342						
6	10:07:47.769	51.263	18.499	16.541	16.223						
7	10:08:39.377	51.608	18.555	16.636	16.417						
8	10:09:54.083	1:14.706	23.769	26.196	24.741						
(227) Matija JURKOVIC											
1	10:03:30.669	57.291	22.592	17.369	17.330						
2	10:04:46.516	1:15.847	20.064	18.149	37.634						
3	10:05:51.323	1:04.807	21.344	19.602	23.861						
(225) Jeremie LESOUDIER											
1	10:03:44.770	1:10.755	34.494	18.685	17.576						
2	10:04:42.014	57.244	20.383	17.538	19.323						
(219) Andreas BACKMAN											
1	10:03:48.640	1:14.665	39.451	18.443	16.771						
2	10:04:44.015	55.375	20.256	16.837	18.282						
(279) Juuso KAUKELIN											
1	10:03:32.708	58.151	23.583	17.628	16.940						
(248) Artem KOROLEV											
1	10:03:32.969	58.396	24.481	17.206	16.709						
(258) Mikkel JOHNSEN											
1	10:03:59.181	1:25.402	38.357	22.549	24.496						
(300) Joel AFFOLTER											
1	10:03:32.842	58.478	24.531	17.075	16.872						
2	10:04:26.379	53.537	19.625	17.297	16.615						
3	10:05:17.896	51.517	18.680	16.490	16.347						
4	10:06:09.116	51.220	18.347	16.485	16.388						
5	10:07:00.372	51.256	18.637	16.411	16.208						
6	10:07:53.277	52.905	18.755	17.629	16.521						
7	10:08:45.197	51.920	19.170	16.516	16.234						
8	10:09:36.730	51.533	18.363	16.657	16.513						
9	10:10:28.093	51.363	18.686	16.455	16.222						
10	10:11:19.063	50.970	18.402	16.409	16.159						
11	10:12:10.448	51.385	18.512	16.571	16.302						

Timekeeping Ingrid and Meik Wagner:

Clerk of the course Nigel Edwards:

Steward (Chairman) Horst Seidel:

Chief Scrutineer Paul Klaassen:

www.mylaps.com

Licensed to: Motorsport Events



Rotax Euro Challenge 2012 Wackersdorf

Rotax Seniors

Wackersdorf 1,275 Km

Consolation Race qualified 63-90

13.05.2012 10:40

Race (11 Laps) started at 10:44:10

Pos	No.	Name	Nat.	Chassis	Race Team	Laps	Total Tm	Diff	Best Tm	In Lap	km/h	Points
1	241	Pierre AUVRAY	FRA	FA Kart	DSS Kart	11	9:29.896		51.179	7	89,685	0
2	304	Oliver NORRIS	GBR	Tonykart	RL Racing Dept Ltd	11	9:30.372	0.476	51.230	8	89,596	0
3	302	Kevin MINIER	FRA	Tonykart	MD Competition	11	9:31.147	1.251	51.333	8	89,416	0
4	257	Ebba GRANDIN	SWE	Kosmic	Soda Kart	11	9:31.479	1.583	51.289	6	89,493	0
5	244	Eva BENES	FRA	Kosmic	PKS	11	9:31.889	1.993	51.408	8	89,286	0
6	275	Benjamin KARLOG	DEN	Tonykart	RS Competition	11	9:50.709	20.813	52.090	2	88,117	0
7	242	Miroslav KOVAR	CZE	MS Kart	MS Kart Racing Team	11	9:51.400	21.504	52.144	2	88,025	0

Announcements

These results are provisional until the conclusion of any judicial and technical matters

Started: 7 Classified: 7 Not classified: 0

Margin of Victory	Ø km/h	Best Lap Tm	km/h	Best Lap by
0.476	88,595	51.179	89,685	241 - Pierre AUVRAY

Official Timing www.camp-company.de / www.motorsport-events.se

Orbits

Timekeeping Ingrid and Meik Wagner:

Clerk of the course Nigel Edwards:

www.mylaps.com

Steward (Chairman) Horst Seidel:

Chief Scrutineer Paul Klaassen:

Licensed to: Motorsport Events

Printed: 13.05.2012 10:55:49

posted at:

h



Rotax Euro Challenge 2012 Wackersdorf

Rotax Seniors

Wackersdorf 1,275 Km

Consolation Race qualified 63-90

13.05.2012 10:40

Race (11 Laps) started at 10:44:10

Lap	Time of Day	Lap Tm	S1 Tm	S2 Tm	S3 Tm	Lap	Time of Day	Lap Tm	S1 Tm	S2 Tm	S3 Tm
(241) Pierre AUVRAY						7	10:50:27.111	52.999	19.613	16.871	16.515
1	10:45:04.201	53.482	20.441	16.764	16.277	8	10:51:20.185	53.074	19.816	16.767	16.491
2	10:45:55.882	51.681	18.600	16.682	16.399	9	10:52:13.942	53.757	20.110	16.932	16.715
3	10:46:47.342	51.460	18.699	16.495	16.266	10	10:53:07.387	53.445	18.935	17.198	17.312
4	10:47:38.899	51.557	18.648	16.612	16.297	11	10:54:01.230	53.843	19.731	16.791	17.321
5	10:48:30.305	51.406	18.596	16.533	16.277	(242) Miroslav KOVAR					
6	10:49:21.594	51.289	18.614	16.466	16.209	1	10:45:06.156	55.191	21.154	16.942	17.095
7	10:50:12.773	51.179	18.411	16.501	16.267	2	10:45:58.300	52.144	18.952	16.705	16.487
8	10:51:04.221	51.448	18.625	16.523	16.300	3	10:46:51.979	53.679	19.456	16.935	17.288
9	10:51:55.955	51.734	18.964	16.518	16.252	4	10:47:45.502	53.523	19.323	16.753	17.447
10	10:52:48.861	52.906	18.838	17.317	16.751	5	10:48:39.643	54.141	20.602	16.740	16.799
11	10:53:40.417	51.556	18.626	16.575	16.355	6	10:49:34.024	54.381	20.385	17.106	16.890
(304) Oliver NORRIS						7	10:50:26.846	52.822	19.398	16.768	16.656
1	10:45:03.386	52.865	19.889	16.644	16.332	8	10:51:20.000	53.154	19.769	16.786	16.599
2	10:45:54.887	51.501	18.684	16.512	16.305	9	10:52:14.014	54.014	19.979	17.014	17.021
3	10:46:46.729	51.842	18.799	16.707	16.336	10	10:53:07.218	53.204	19.104	16.818	17.282
4	10:47:38.119	51.390	18.720	16.413	16.257	11	10:54:01.921	54.703	19.681	16.846	18.176
5	10:48:29.650	51.531	18.832	16.396	16.303	(302) Kevin MINIER					
6	10:49:21.137	51.487	18.758	16.396	16.333	1	10:45:04.848	54.002	20.673	16.865	16.464
7	10:50:12.666	51.529	18.727	16.451	16.351	2	10:45:57.303	52.455	19.358	16.711	16.386
8	10:51:03.896	51.230	18.543	16.386	16.301	3	10:46:48.966	51.663	18.766	16.541	16.356
9	10:51:55.708	51.812	19.092	16.432	16.288	4	10:47:40.866	51.900	19.050	16.515	16.335
10	10:52:49.446	53.738	19.227	17.859	16.652	5	10:48:32.513	51.647	18.792	16.545	16.310
11	10:53:40.893	51.447	18.716	16.502	16.229	6	10:49:23.963	51.450	18.576	16.534	16.340
(257) Ebba GRANDIN						7	10:50:15.831	51.868	18.614	16.904	16.350
1	10:45:05.098	54.358	21.151	16.875	16.332	8	10:51:07.164	51.333	18.532	16.472	16.329
2	10:45:57.662	52.564	19.212	16.787	16.565	9	10:51:58.698	51.534	18.606	16.559	16.369
3	10:46:49.127	51.465	18.629	16.556	16.280	10	10:52:50.190	51.492	18.572	16.578	16.342
4	10:47:40.580	51.453	18.545	16.522	16.386	11	10:53:41.668	51.478	18.631	16.500	16.347
5	10:48:32.115	51.535	18.635	16.573	16.327	(244) Eva BENES					
6	10:49:23.404	51.289	18.498	16.538	16.253	1	10:45:04.017	53.390	20.203	16.690	16.497
7	10:50:15.033	51.629	18.709	16.580	16.340	2	10:45:56.206	52.189	19.121	16.586	16.482
8	10:51:06.685	51.652	18.690	16.664	16.298	3	10:46:47.888	51.682	18.766	16.446	16.470
9	10:51:58.407	51.722	18.538	16.721	16.463	4	10:47:39.513	51.625	18.718	16.543	16.364
10	10:52:50.551	52.144	18.642	17.072	16.430	5	10:48:31.228	51.715	18.737	16.619	16.359
11	10:53:42.000	51.449	18.615	16.498	16.336	6	10:49:23.031	51.803	18.642	16.678	16.483
(245) Benjamin KARLOG						7	10:50:15.488	52.457	19.455	16.657	16.345
1	10:45:06.409	55.533	21.374	17.005	17.154	8	10:51:06.896	51.408	18.634	16.464	16.310
2	10:45:58.499	52.090	18.852	16.812	16.426	9	10:51:58.821	51.925	18.646	16.597	16.682
3	10:46:51.959	53.460	19.102	17.031	17.327	10	10:52:50.770	51.949	18.621	16.720	16.608
4	10:47:45.533	53.574	19.111	17.077	17.386	11	10:53:42.410	51.640	18.556	16.536	16.548
5	10:48:39.763	54.230	20.259	16.876	17.095						
6	10:49:34.112	54.349	20.112	17.104	17.133						

Rotax Euro Challenge 2012
 Class: Rotax Max Seniors
 Date/Time: 13.05.2012 11:40

Track: Wackersdorf / Germany
 Heat: Prefinal
 Laps: 14

Edition 1

Petr BEZEL	240	2nd Chance 5
	33	
Stephane KOX	261	2nd Chance 3
	31	
Nicolai NIELSEN	218	2nd Chance 1
	29	
Henry EASTHOPE	263	Points 47 Quali Rank 64
	27	
Jesse LAZARE	221	Points 46 Quali Rank 11
	25	
Bryan EERDEN	216	Points 44 Quali Rank 13
	23	
Alexandre FINKELSTEIN	238	Points 38 Quali Rank 44
	21	
Glen VAN DROOGENI	217	Points 38 Quali Rank 22
	19	
Ash HAND	234	Points 36 Quali Rank 17
	17	
Barrie PULLINGER	278	Points 35 Quali Rank 29
	15	
Sean BABINGTON	205	Points 35 Quali Rank 3
	13	
Makino TADASUKE	294	Points 34 Quali Rank 4
	11	
James SINGLETON	232	Points 29 Quali Rank 26
	9	
Jiri FORMAN	212	Points 20 Quali Rank 10
	7	
Andy KING	236	Points 20 Quali Rank 7
	5	
Philip MORIN	299	Points 13 Quali Rank 16
	3	
Edward BRAND	203	Points 9 Quali Rank 14
	1	

Pole Position

17	Petr FULIN	266	2nd Chance 6
		34	
16	Christopher FRIEDRICH	271	2nd Chance 4
		32	
15	Josh HART	296	2nd Chance 2
		30	
14	Francisco MORA	268	Points 50 Quali Rank 36
		28	
13	Ukyo SASAHARA	290	Points 46 Quali Rank 19
		26	
12	Jacob NIELSEN	223	Points 44 Quali Rank 45
		24	
11	Shaun SLAVIN	211	Points 40 Quali Rank 9
		22	
10	Ferenc KANCSAR	207	Points 38 Quali Rank 32
		20	
9	Ludvig MORIN	250	Points 36 Quali Rank 25
		18	
8	Michael COOL	214	Points 36 Quali Rank 5
		16	
7	Thomas BENISRI	213	Points 35 Quali Rank 15
		14	
6	John FRIBERG	269	Points 34 Quali Rank 18
		12	
5	Aavo TALVAR	224	Points 33 Quali Rank 28
		10	
4	Harrison SCOTT	254	Points 26 Quali Rank 6
		8	
3	Bas de LAAT	260	Points 20 Quali Rank 8
		6	
2	Charlie EASTWOOD	208	Points 14 Quali Rank 1
		4	
1	Pierce LEHANE	222	Points 11 Quali Rank 2
		2	

Row

Clerk of the course Nigel Edwards:
 Stewards (Chairman) Horst Seidel:

Scrutineer Paul Klaassen:
 Timekeeping Ingrid/Meik Wagner:

posted at: h

These results are provisional until the conclusion of any judicial and technical matters

printed 13.05.2012 11:08



Rotax Euro Challenge 2012 Wackersdorf

Rotax Seniors Wackersdorf 1,275 Km
 Pre-Final -NEW- 13.05.2012 11:40

Race (14 Laps) started at 11:57:12

Pos	No.	Name	Nat.	Chassis	Race Team	Laps	Total Tm	Diff	Best Tm	In Lap	km/h	Points
1	254	Harrison SCOTT	GBR	Tonykart	Strawberry Racing	14	11:56.840		50.825	11	90,310	34
2	203	Edward BRAND	GBR	Formula K	Formula K Europe	14	11:57.106	0.266	50.837	12	90,289	33
3	299	Philip MORIN	SWE	Alonso	Dan Holland Racing	14	11:59.253	2.413	51.080	11	89,859	32
4	205	Sean BABINGTON	GBR	Alonso	Dan Holland Racing	14	12:05.400	8.560	51.114	13	89,799	31
5	260	Bas de LAAT	NED	Gillard	PDB Racing Team	14	12:06.018	9.178	51.113	13	89,801	30
6	250	Ludvig MORIN	SWE	Kosmic	Paul Carr Racing	14	12:06.027	9.187	51.184	13	89,676	29
7	213	Thomas BENISRI	FRA	Sodikart	Win Max	14	12:06.418	9.578	51.098	11	89,827	28
8	212	Jiri FORMAN	GBR	MS Kart	MS Kart Racing Team	14	12:06.779	9.939	51.068	13	89,880	27
9	232	James SINGLETON	GBR	CRG	Coles Racing	14	12:07.417	10.577	51.165	12	89,710	26
10	211	Shaun SLAVIN	GBR	Formula K	Formula K Europe	14	12:10.382	13.542	51.099	11	89,826	25
11	278	Barrie PULLINGER	GBR	Alonso	Dan Holland Racing	14	12:10.815	13.975	51.162	11	89,715	24
12	234	Ash HAND	GBR	Tonykart	Strawberry Racing	14	12:11.033	14.193	51.176	11	89,690	23
13	290	Ukyo SASAHARA	JPN	DR	VPDR	14	12:11.106	14.266	51.071	13	89,875	22
14	269	John FRIBERG	SWE	Tonykart	Soda Kart	14	12:11.236	14.396	51.101	8	89,822	21
15	217	Glen VAN DROOGENBROEC	BEL	Tonykart	Bouvin Power	14	12:11.411	14.571	51.095	9	89,833	20
16	294	Makino TADASUKE	JPN	Birel	Kalman Motorsport	14	12:13.287	16.447	50.881	12	90,210	19
17	214	Michael COOL	BEL	Tonykart	Bouvin Power	14	12:13.569	16.729	51.310	8	89,456	18
18	266	Petr FULIN	CZE	MS Kart	MS Kart Racing Team	14	12:14.687	17.847	51.395	9	89,308	17
19	221	Jesse LAZARE	CAN	Formula K	Chapman Racing/Protrain	14	12:15.870	19.030	51.302	9	89,470	16
20	240	Petr BEZEL	CZE	MS Kart	MS Kart Racing Team	14	12:16.313	19.473	51.225	6	89,605	15
21	296	Josh HART	NZL	Birel	Kalman Motorsport	14	12:16.515	19.675	51.157	3	89,724	14
22	218	Nicolai NIELSEN	DEN	TBA	Star Karting	14	12:16.571	19.731	51.435	9	89,239	13
23	268	Francisco MORA	POR	FA	Cabo do Mundo Kartteam	14	12:16.857	20.017	51.370	10	89,352	12
24	207	Ferenc KANCSAR	AUT	Birel	Kalman Motorsport	14	12:17.228	20.388	51.118	13	89,792	11
25	208	Charlie EASTWOOD	IRL	Formula K	Protrain Racing	14	12:17.923	21.083	51.581	10	88,986	10
26	216	Bryan EERDEN	NED	Gillard	PDB Racing Team	14	12:18.004	21.164	51.186	10	89,673	9
27	261	Stephane KOX	NED	Formula K	Formula K Europe	14	12:18.123	21.283	51.304	7	89,467	8
28	223	Jacob NIELSEN	DEN	Kosmic	Star Karting	14	12:18.250	21.410	51.220	8	89,613	7
29	238	Alexandre FINKELSTEIN	FRA	Tonykart	MD Competition	14	12:19.716	22.876	50.988	12	90,021	6
30	263	Henry EASTHOPE	GBR	Sodikart	Sodikart Junior Team	14	12:19.781	22.941	51.098	12	89,827	5
31	271	Christopher FRIEDRICH	GER	Praga	M-Tec/Praga Racing	14	12:20.595	23.755	51.520	14	89,092	4
32	224	Aavo TALVAR	EST	Intrepid	Talvar Racing	14	12:20.768	23.928	51.157	10	89,724	3
33	236	Andy KING	GBR	Tonykart	Strawberry Racing	2	1:44.819	12 Laps	51.538	2	89,060	2
34	222	Pierce LEHANE	AUS	Alonso	Dan Holland Racing		0.009	14 Laps		0	-	1

Announcements

These results are provisional until the conclusion of any judicial and technical matters
 No. 278 + 234 + 260 + 290 warning board
 Started: 34 Classified: 34 Not classified: 0
 No. 207 time penalty 10 sec. / reason unfair driving
 No. 238 time penalty 10 sec. / reason unfair driving

Margin of Victory	Ø km/h	Best Lap Tm	km/h	Best Lap by
0.266	89,643	50.825	90,310	254 - Harrison SCOTT

Timekeeping Ingrid and Meik Wagner: Clerk of the course Nigel Edwards: www.mylaps.com
 Steward (Chairman) Horst Seidel: Chief Scrutineer Paul Klaassen: Licensed to: Motorsport Events
 Printed: 13.05.2012 13:13:49 posted at: h



Rotax Euro Challenge 2012 Wackersdorf

Rotax Seniors

Wackersdorf 1,275 Km

Pre-Final

13.05.2012 11:40

Race (14 Laps) started at 11:57:12

Lap	Time of Day	Lap Tm	S1 Tm	S2 Tm	S3 Tm	Lap	Time of Day	Lap Tm	S1 Tm	S2 Tm	S3 Tm
(254) Harrison SCOTT						8	12:04:10.240	51.289	18.368	16.496	16.425
1	11:58:06.008	52.787	19.761	16.685	16.341	9	12:05:02.385	52.145	18.941	16.691	16.513
2	11:58:57.499	51.491	18.401	16.702	16.388	10	12:05:53.719	51.334	18.563	16.506	16.265
3	11:59:48.600	51.101	18.388	16.521	16.192	11	12:06:44.875	51.156	18.405	16.532	16.219
4	12:00:39.639	51.039	18.420	16.451	16.168	12	12:07:36.014	51.139	18.412	16.459	16.268
5	12:01:30.747	51.108	18.327	16.545	16.236	13	12:08:27.127	51.113	18.324	16.569	16.220
6	12:02:21.809	51.062	18.389	16.513	16.160	14	12:09:18.945	51.818	18.579	16.662	16.577
7	12:03:12.945	51.136	18.509	16.429	16.198	(250) Ludvig MORIN					
8	12:04:04.178	51.233	18.333	16.663	16.237	1	11:58:07.951	54.265	20.704	17.149	16.412
9	12:04:55.246	51.068	18.391	16.496	16.181	2	11:58:59.735	51.784	18.641	16.866	16.277
10	12:05:46.216	50.970	18.352	16.450	16.168	3	11:59:51.034	51.299	18.456	16.599	16.244
11	12:06:37.041	50.825	18.228	16.416	16.181	4	12:00:42.961	51.927	18.975	16.645	16.307
12	12:07:27.878	50.837	18.301	16.422	16.114	5	12:01:36.307	52.346	19.297	16.730	16.319
13	12:08:18.782	50.904	18.355	16.432	16.117	6	12:02:26.734	51.427	18.579	16.569	16.279
14	12:09:09.767	50.985	18.397	16.443	16.145	7	12:03:18.056	51.322	18.391	16.585	16.346
(203) Edward BRAND						8	12:04:09.334	51.278	18.467	16.473	16.338
1	11:58:04.985	52.058	18.983	16.640	16.435	9	12:05:00.779	51.445	18.586	16.592	16.267
2	11:58:56.840	51.855	18.529	16.785	16.541	10	12:05:52.235	51.456	18.550	16.629	16.277
3	11:59:48.071	51.231	18.432	16.459	16.340	11	12:06:43.692	51.457	18.550	16.626	16.281
4	12:00:39.241	51.170	18.478	16.411	16.281	12	12:07:35.636	51.944	18.832	16.868	16.244
5	12:01:30.440	51.199	18.453	16.436	16.310	13	12:08:26.820	51.184	18.436	16.562	16.186
6	12:02:21.589	51.149	18.441	16.445	16.263	14	12:09:18.954	52.134	18.748	16.748	16.638
7	12:03:13.225	51.636	18.925	16.493	16.218	(213) Thomas BENISRI					
8	12:04:04.404	51.179	18.296	16.547	16.336	1	11:58:08.374	54.863	20.711	17.629	16.523
9	12:04:55.545	51.141	18.355	16.516	16.270	2	11:59:00.369	51.995	18.783	16.739	16.473
10	12:05:46.546	51.001	18.293	16.484	16.224	3	11:59:52.110	51.741	18.545	16.613	16.583
11	12:06:37.413	50.867	18.173	16.454	16.240	4	12:00:43.962	51.852	18.685	16.921	16.246
12	12:07:28.250	50.837	18.305	16.401	16.131	5	12:01:36.981	53.019	19.937	16.846	16.236
13	12:08:19.140	50.890	18.260	16.463	16.167	6	12:02:28.174	51.193	18.408	16.536	16.249
14	12:09:10.033	50.893	18.346	16.398	16.149	7	12:03:19.426	51.252	18.515	16.485	16.252
(299) Philip MORIN						8	12:04:10.732	51.306	18.385	16.473	16.448
1	11:58:05.216	52.207	19.108	16.681	16.418	9	12:05:02.800	52.068	18.606	16.668	16.794
2	11:58:56.972	51.756	18.504	16.801	16.451	10	12:05:54.323	51.523	18.670	16.541	16.312
3	11:59:48.404	51.432	18.491	16.655	16.286	11	12:06:45.421	51.098	18.373	16.449	16.276
4	12:00:40.031	51.627	18.814	16.538	16.275	12	12:07:36.527	51.106	18.292	16.508	16.306
5	12:01:31.350	51.319	18.457	16.594	16.268	13	12:08:27.701	51.174	18.483	16.427	16.264
6	12:02:22.569	51.219	18.419	16.478	16.322	14	12:09:19.345	51.644	18.691	16.612	16.341
7	12:03:13.710	51.141	18.406	16.490	16.245	(212) Jiri FORMAN					
8	12:04:04.866	51.156	18.353	16.565	16.238	1	11:58:07.455	54.233	20.973	16.903	16.357
9	12:04:56.144	51.278	18.428	16.586	16.264	2	11:58:59.506	52.051	18.992	16.702	16.357
10	12:05:47.475	51.331	18.482	16.540	16.309	3	11:59:51.195	51.689	18.924	16.516	16.249
11	12:06:38.555	51.080	18.330	16.529	16.221	4	12:00:43.607	52.412	19.220	16.671	16.521
12	12:07:29.815	51.260	18.485	16.537	16.238	5	12:01:35.678	52.071	19.010	16.764	16.297
13	12:08:20.965	51.150	18.397	16.550	16.203	6	12:02:27.477	51.799	18.875	16.617	16.307
14	12:09:12.180	51.215	18.450	16.530	16.235	7	12:03:18.675	51.198	18.440	16.508	16.250
(205) Sean BABINGTON						8	12:04:10.391	51.716	18.467	16.803	16.446
1	11:58:07.050	53.503	20.528	16.753	16.222	9	12:05:02.507	52.116	18.681	16.590	16.845
2	11:58:59.803	52.753	19.503	16.775	16.475	10	12:05:53.893	51.386	18.631	16.530	16.225
3	11:59:51.409	51.606	18.765	16.599	16.242	11	12:06:45.069	51.176	18.488	16.501	16.187
4	12:00:43.478	52.069	19.188	16.661	16.220	12	12:07:36.786	51.717	18.361	16.572	16.784
5	12:01:35.051	51.573	18.685	16.512	16.376	13	12:08:27.854	51.068	18.417	16.496	16.155
6	12:02:26.825	51.774	18.946	16.579	16.249	14	12:09:19.706	51.852	18.736	16.650	16.466
7	12:03:18.238	51.413	18.496	16.501	16.416	(207) Ferenc KANCSAR					
8	12:04:09.527	51.289	18.602	16.406	16.281	1	11:58:09.213	55.230	21.901	16.972	16.357
9	12:05:00.956	51.429	18.530	16.615	16.284	2	11:59:00.810	51.597	18.545	16.629	16.423
10	12:05:52.395	51.439	18.555	16.528	16.356	3	11:59:52.683	51.873	18.869	16.638	16.366
11	12:06:43.879	51.484	18.530	16.650	16.304	4	12:00:44.782	52.099	19.119	16.654	16.326
12	12:07:35.560	51.681	18.844	16.547	16.290	5	12:01:37.333	52.551	19.255	16.973	16.323
13	12:08:26.674	51.114	18.377	16.462	16.275	6	12:02:28.804	51.471	18.409	16.705	16.357
14	12:09:18.327	51.653	18.796	16.450	16.407	7	12:03:20.350	51.546	18.671	16.507	16.368
(260) Bas de LAAT						8	12:04:11.800	51.450	18.516	16.637	16.297
1	11:58:06.975	53.836	20.716	16.775	16.345	9	12:05:03.064	51.264	18.417	16.546	16.301
2	11:58:59.155	52.180	18.971	16.766	16.443	10	12:05:54.528	51.464	18.627	16.580	16.257
3	11:59:50.876	51.721	18.569	16.582	16.570	11	12:06:45.812	51.284	18.378	16.661	16.245
4	12:00:44.026	53.150	19.414	17.238	16.498	12	12:07:37.069	51.257	18.437	16.489	16.331
5	12:01:35.990	51.964	19.092	16.605	16.267	13	12:08:28.187	51.118	18.300	16.572	16.246
6	12:02:27.800	51.810	18.659	16.853	16.298	14	12:09:20.155	51.968	18.524	16.684	16.760
7	12:03:18.951	51.151	18.376	16.503	16.272	(232) James SINGLETON					



Rotax Euro Challenge 2012 Wackersdorf

Rotax Seniors

Wackersdorf 1,275 Km

Pre-Final

13.05.2012 11:40

Race (14 Laps) started at 11:57:12

Lap	Time of Day	Lap Tm	S1 Tm	S2 Tm	S3 Tm	Lap	Time of Day	Lap Tm	S1 Tm	S2 Tm	S3 Tm
1	11:58:06.881	53.561	20.353	16.745	16.463	10	12:05:57.040	51.938	18.952	16.671	16.315
2	11:58:58.910	52.029	18.870	16.689	16.470	11	12:06:48.216	51.176	18.401	16.529	16.246
3	11:59:50.962	52.052	18.974	16.542	16.536	12	12:07:39.440	51.224	18.406	16.542	16.276
4	12:00:43.228	52.266	19.253	16.700	16.313	13	12:08:31.358	51.918	18.293	16.830	16.795
5	12:01:35.450	52.222	19.321	16.636	16.265	14	12:09:23.960	52.602	19.114	16.865	16.623
6	12:02:27.936	52.486	19.301	16.923	16.262						
7	12:03:19.239	51.303	18.417	16.541	16.345						
8	12:04:10.560	51.321	18.324	16.530	16.467						
9	12:05:02.685	52.125	18.922	16.638	16.565						
10	12:05:54.832	52.147	19.220	16.603	16.324						
11	12:06:46.041	51.209	18.288	16.597	16.324						
12	12:07:37.206	51.165	18.415	16.526	16.224						
13	12:08:28.439	51.233	18.440	16.574	16.219						
14	12:09:20.344	51.905	18.436	16.657	16.812						
(238) Alexandre FINKELSTEIN						(290) Ukyo SASAHARA					
1	11:58:09.722	55.831	22.181	17.150	16.500	1	11:58:13.854	59.299	23.701	18.610	16.988
2	11:59:01.037	51.315	18.379	16.592	16.344	2	11:59:06.426	52.572	18.882	17.394	16.296
3	11:59:52.987	51.950	18.990	16.685	16.275	3	11:59:58.297	51.871	18.386	16.846	16.639
4	12:00:45.325	52.338	19.166	16.743	16.429	4	12:00:49.748	51.451	18.515	16.663	16.273
5	12:01:37.793	52.468	18.971	17.135	16.362	5	12:01:41.290	51.542	18.566	16.569	16.407
6	12:02:29.467	51.674	18.140	16.985	16.549	6	12:02:32.630	51.340	18.448	16.544	16.348
7	12:03:21.327	51.860	19.055	16.571	16.234	7	12:03:24.226	51.596	18.480	16.680	16.436
8	12:04:13.005	51.678	18.570	16.662	16.446	8	12:04:15.413	51.187	18.485	16.460	16.242
9	12:05:04.828	51.823	18.784	16.631	16.408	9	12:05:06.902	51.489	18.419	16.687	16.383
10	12:05:56.774	51.946	18.668	16.649	16.629	10	12:05:58.069	51.167	18.475	16.552	16.140
11	12:06:47.929	51.155	18.391	16.505	16.259	11	12:06:49.385	51.316	18.343	16.550	16.423
12	12:07:38.917	50.988	18.292	16.484	16.212	12	12:07:40.927	51.542	18.537	16.512	16.493
13	12:08:30.083	51.166	18.371	16.544	16.251	13	12:08:31.998	51.071	18.351	16.540	16.180
14	12:09:22.643	52.560	18.482	16.700	17.378	14	12:09:24.033	52.035	18.591	16.926	16.518
(211) Shaun SLAVIN						(269) John FRIBERG					
1	11:58:10.059	55.924	22.182	17.255	16.487	1	11:58:10.342	56.908	22.618	17.356	16.934
2	11:59:01.230	51.171	18.423	16.504	16.244	2	11:59:01.667	51.325	18.411	16.581	16.333
3	11:59:52.839	51.609	18.646	16.626	16.337	3	11:59:53.213	51.546	18.586	16.642	16.318
4	12:00:45.457	52.618	19.154	17.071	16.393	4	12:00:45.769	52.556	19.126	16.736	16.694
5	12:01:38.048	52.591	19.017	17.090	16.484	5	12:01:38.331	52.562	18.816	17.129	16.617
6	12:02:29.785	51.737	18.536	16.525	16.676	6	12:02:29.962	51.631	18.520	16.504	16.607
7	12:03:21.063	51.278	18.491	16.539	16.248	7	12:03:24.114	54.152	19.466	16.855	17.831
8	12:04:12.813	51.750	18.731	16.655	16.364	8	12:04:15.215	51.101	18.408	16.492	16.201
9	12:05:04.670	51.857	18.746	16.730	16.381	9	12:05:06.700	51.485	18.358	16.788	16.339
10	12:05:56.116	51.446	18.601	16.535	16.310	10	12:05:58.468	51.768	18.983	16.546	16.239
11	12:06:47.215	51.099	18.363	16.474	16.262	11	12:06:49.581	51.113	18.295	16.491	16.327
12	12:07:38.319	51.104	18.421	16.416	16.267	12	12:07:41.019	51.438	18.447	16.596	16.395
13	12:08:29.473	51.154	18.445	16.444	16.265	13	12:08:32.318	51.299	18.441	16.580	16.278
14	12:09:23.309	53.836	18.773	16.790	18.273	14	12:09:24.163	51.845	18.448	16.875	16.522
(278) Barrie PULLINGER						(217) Glen VAN DROOGENBROECK					
1	11:58:08.744	55.073	21.365	17.050	16.658	1	11:58:10.958	57.138	22.903	17.687	16.548
2	11:59:00.668	51.924	18.835	16.645	16.444	2	11:59:03.243	52.285	19.153	16.845	16.287
3	11:59:52.562	51.894	18.873	16.631	16.390	3	11:59:54.345	51.102	18.395	16.532	16.175
4	12:00:44.633	52.071	19.109	16.641	16.321	4	12:00:46.231	51.886	18.487	16.637	16.762
5	12:01:36.749	52.116	19.057	16.755	16.304	5	12:01:38.531	52.300	18.820	16.905	16.575
6	12:02:28.635	51.886	18.777	16.748	16.361	6	12:02:30.612	52.081	18.671	17.099	16.311
7	12:03:20.861	52.226	19.359	16.541	16.326	7	12:03:23.271	52.659	18.928	17.124	16.607
8	12:04:12.658	51.797	18.781	16.633	16.383	8	12:04:14.536	51.265	18.385	16.661	16.219
9	12:05:04.601	51.943	18.756	16.693	16.494	9	12:05:05.631	51.095	18.375	16.530	16.190
10	12:05:57.348	52.747	19.729	16.738	16.280	10	12:05:57.844	52.213	19.247	16.799	16.167
11	12:06:48.510	51.162	18.321	16.618	16.223	11	12:06:49.238	51.394	18.418	16.577	16.399
12	12:07:39.750	51.240	18.408	16.578	16.254	12	12:07:41.746	52.508	18.468	16.633	17.407
13	12:08:31.201	51.451	18.416	16.578	16.457	13	12:08:32.865	51.119	18.342	16.563	16.214
14	12:09:23.742	52.541	19.141	16.782	16.618	14	12:09:24.338	51.473	18.443	16.637	16.393
(234) Ash HAND						(294) Makino TADASUKE					
1	11:58:08.579	54.834	21.147	17.082	16.605	1	11:58:08.280	54.873	20.876	17.425	16.572
2	11:59:00.483	51.904	18.798	16.740	16.366	2	11:59:00.230	51.950	18.587	16.800	16.563
3	11:59:52.345	51.862	18.706	16.604	16.552	3	11:59:52.275	52.045	18.461	16.671	16.913
4	12:00:46.417	54.072	21.099	16.638	16.335	4	12:00:44.166	51.891	18.261	17.342	16.288
5	12:01:38.655	52.238	19.083	16.613	16.542	5	12:01:37.637	53.471	19.487	17.629	16.355
6	12:02:30.548	51.893	18.748	16.758	16.387	6	12:02:30.063	52.426	17.983	17.390	17.053
7	12:03:22.473	51.925	18.700	16.862	16.363	7	12:03:22.073	52.010	19.115	16.667	16.228
8	12:04:13.759	51.286	18.499	16.588	16.199	8	12:04:13.090	51.017	18.317	16.427	16.273
9	12:05:05.102	51.343	18.448	16.616	16.279	9	12:05:04.927	51.837	18.940	16.606	16.291
						10	12:05:56.658	51.731	18.827	16.500	16.404
						11	12:06:47.606	50.948	18.720	16.465	16.163
						12	12:07:38.487	50.881	17.991	16.883	16.207
						13	12:08:29.592	51.105	18.428	16.463	16.214
						14	12:09:26.214	56.622	18.765	16.785	21.072
(214) Michael COOL											
1	11:58:11.625					1	11:58:11.625	57.995	22.800	18.559	16.636
2	11:59:03.740					2	11:59:03.740	52.115	18.690	16.969	16.456



Rotax Euro Challenge 2012 Wackersdorf

Rotax Seniors

Wackersdorf 1,275 Km

Pre-Final

13.05.2012 11:40

Race (14 Laps) started at 11:57:12

Lap	Time of Day	Lap Tm	S1 Tm	S2 Tm	S3 Tm	Lap	Time of Day	Lap Tm	S1 Tm	S2 Tm	S3 Tm
3	11:59:55.088	51.348	18.398	16.656	16.294	12	12:07:44.804	52.275	19.243	16.609	16.423
4	12:00:46.566	51.478	18.533	16.647	16.298	13	12:08:37.333	52.529	19.216	16.861	16.452
5	12:01:39.399	52.833	19.420	17.045	16.368	14	12:09:29.442	52.109	18.911	16.725	16.473
6	12:02:30.983	51.584	18.441	16.708	16.435	(218) Nicolai NIELSEN					
7	12:03:23.650	52.667	18.613	16.827	17.227	1	11:58:12.593	58.053	22.787	18.324	16.942
8	12:04:14.960	51.310	18.395	16.616	16.299	2	11:59:04.599	52.006	18.946	16.764	16.296
9	12:05:07.081	52.121	18.518	17.150	16.453	3	11:59:57.967	53.368	19.734	16.985	16.649
10	12:05:59.862	52.781	18.875	17.411	16.495	4	12:00:49.431	51.464	18.507	16.686	16.271
11	12:06:51.686	51.824	18.654	16.776	16.394	5	12:01:41.694	52.263	18.450	16.703	17.110
12	12:07:43.306	51.620	18.522	16.678	16.420	6	12:02:33.169	51.475	18.534	16.626	16.315
13	12:08:34.870	51.564	18.576	16.687	16.301	7	12:03:25.741	52.572	18.617	16.920	17.035
14	12:09:26.496	51.626	18.601	16.656	16.369	8	12:04:18.728	52.987	19.880	16.843	16.264
(266) Petr FULIN						9	12:05:10.163	51.435	18.537	16.583	16.315
1	11:58:13.126	57.535	22.133	18.350	17.052	10	12:06:01.888	51.725	18.648	16.757	16.320
2	11:59:04.863	51.737	18.756	16.687	16.294	11	12:06:53.361	51.473	18.620	16.617	16.236
3	11:59:56.770	51.907	18.991	16.585	16.331	12	12:07:45.157	51.796	18.691	16.747	16.358
4	12:00:48.172	51.402	18.530	16.565	16.307	13	12:08:37.521	52.364	19.012	16.939	16.413
5	12:01:40.203	52.031	18.851	16.799	16.381	14	12:09:29.498	51.977	18.847	16.761	16.369
6	12:02:32.530	52.327	18.578	16.731	17.018	(268) Francisco MORA					
7	12:03:25.041	52.511	19.053	16.947	16.511	1	11:58:14.004	59.300	23.136	19.333	16.831
8	12:04:16.473	51.432	18.547	16.629	16.256	2	11:59:07.549	53.545	19.173	17.876	16.496
9	12:05:07.868	51.395	18.453	16.638	16.304	3	11:59:58.922	51.373	18.422	16.609	16.342
10	12:05:59.542	51.674	18.599	16.637	16.438	4	12:00:52.115	53.193	19.566	16.896	16.731
11	12:06:52.101	52.559	19.187	16.723	16.649	5	12:01:44.365	52.250	19.115	16.720	16.415
12	12:07:44.136	52.035	19.133	16.625	16.277	6	12:02:35.781	51.416	18.494	16.577	16.345
13	12:08:35.918	51.782	18.774	16.698	16.310	7	12:03:27.405	51.624	18.682	16.607	16.335
14	12:09:27.614	51.696	18.766	16.608	16.322	8	12:04:19.169	51.764	18.480	16.912	16.372
(221) Jesse LAZARE						9	12:05:10.666	51.497	18.439	16.642	16.416
1	11:58:12.038	57.846	22.985	18.154	16.707	10	12:06:02.036	51.370	18.406	16.696	16.268
2	11:59:04.127	52.089	18.585	17.039	16.465	11	12:06:53.751	51.715	18.768	16.643	16.304
3	11:59:57.120	52.993	19.846	16.859	16.288	12	12:07:45.596	51.845	18.514	16.852	16.479
4	12:00:48.618	51.498	18.488	16.680	16.330	13	12:08:38.181	52.585	19.515	16.658	16.412
5	12:01:40.344	51.726	18.572	16.813	16.341	14	12:09:29.784	51.603	18.698	16.522	16.383
6	12:02:32.424	52.080	18.713	16.747	16.620	(208) Charlie EASTWOOD					
7	12:03:24.121	51.697	18.525	16.738	16.434	1	11:58:13.044	59.999	23.544	18.940	17.515
8	12:04:15.958	51.837	18.842	16.608	16.387	2	11:59:05.978	52.934	19.680	16.870	16.384
9	12:05:07.260	51.302	18.348	16.678	16.276	3	11:59:58.810	52.832	18.668	17.169	16.995
10	12:05:59.397	52.137	18.842	16.838	16.457	4	12:00:51.380	52.570	19.334	16.791	16.445
11	12:06:52.337	52.940	19.705	16.663	16.572	5	12:01:43.214	51.834	18.549	16.765	16.520
12	12:07:44.361	52.024	19.045	16.668	16.311	6	12:02:35.188	51.974	18.745	16.921	16.308
13	12:08:37.018	52.657	19.350	16.885	16.422	7	12:03:27.062	51.874	18.761	16.749	16.364
14	12:09:28.797	51.779	18.717	16.686	16.376	8	12:04:19.242	52.180	18.621	16.970	16.589
(240) Petr BEZEL						9	12:05:11.288	52.046	19.062	16.654	16.330
1	11:58:13.493	58.414	23.024	18.483	16.907	10	12:06:02.869	51.581	18.549	16.731	16.301
2	11:59:06.518	53.025	19.472	17.012	16.541	11	12:06:54.590	51.721	18.796	16.679	16.246
3	11:59:58.508	51.990	18.558	16.750	16.682	12	12:07:46.249	51.659	18.605	16.737	16.317
4	12:00:51.106	52.598	19.216	16.771	16.611	13	12:08:38.456	52.207	19.074	16.826	16.307
5	12:01:42.833	51.727	18.663	16.682	16.382	14	12:09:30.850	52.394	18.704	16.762	16.928
6	12:02:34.058	51.225	18.467	16.521	16.237	(216) Bryan EERDEN					
7	12:03:25.521	51.463	18.519	16.533	16.411	1	11:58:11.369	57.394	23.088	17.704	16.602
8	12:04:17.745	52.224	18.928	16.692	16.604	2	11:59:04.287	52.918	18.792	17.680	16.446
9	12:05:09.355	51.610	18.605	16.682	16.323	3	11:59:58.493	54.206	19.692	17.080	17.434
10	12:06:00.695	51.340	18.508	16.537	16.295	4	12:00:51.033	52.540	19.391	16.713	16.436
11	12:06:52.403	51.708	18.566	16.645	16.497	5	12:01:42.528	51.495	18.487	16.665	16.343
12	12:07:44.578	52.175	19.177	16.650	16.348	6	12:02:33.784	51.256	18.482	16.496	16.278
13	12:08:37.080	52.502	19.254	16.920	16.328	7	12:03:25.435	51.651	18.532	16.602	16.517
14	12:09:29.240	52.160	19.018	16.621	16.521	8	12:04:17.677	52.242	19.232	16.568	16.442
(296) Josh HART						9	12:05:08.959	51.282	18.442	16.507	16.333
1	11:58:17.423	1:02.581	23.238	22.776	16.567	10	12:06:00.145	51.186	18.432	16.465	16.289
2	11:59:09.077	51.654	18.748	16.582	16.324	11	12:06:51.969	51.824	18.755	16.690	16.379
3	12:00:00.234	51.157	18.468	16.467	16.222	12	12:07:45.061	53.092	19.962	16.676	16.454
4	12:00:52.006	51.772	18.418	16.876	16.478	13	12:08:37.728	52.667	19.312	16.793	16.562
5	12:01:43.618	51.612	18.814	16.553	16.245	14	12:09:30.931	53.203	19.778	16.745	16.680
6	12:02:35.010	51.392	18.457	16.643	16.292	(261) Stephane KOX					
7	12:03:26.209	51.199	18.505	16.474	16.220	1	11:58:13.946	59.109	23.208	18.682	17.219
8	12:04:18.428	52.219	18.841	16.579	16.799	2	11:59:07.024	53.078	19.157	17.471	16.450
9	12:05:10.051	51.623	18.597	16.538	16.488	3	11:59:58.677	51.653	18.437	16.693	16.523
10	12:06:01.338	51.287	18.462	16.491	16.334	4	12:00:51.571	52.894	19.616	16.833	16.445
11	12:06:52.529	51.191	18.375	16.563	16.253						



Rotax Euro Challenge 2012 Wackersdorf

Rotax Seniors

Wackersdorf 1,275 Km

Pre-Final

13.05.2012 11:40

Race (14 Laps) started at 11:57:12

Lap	Time of Day	Lap Tm	S1 Tm	S2 Tm	S3 Tm	Lap	Time of Day	Lap Tm	S1 Tm	S2 Tm	S3 Tm
5	12:01:43.143	51.572	18.608	16.677	16.287	14	12:09:33.695	51.230	18.611	16.453	16.166
6	12:02:34.518	51.375	18.600	16.519	16.256						
7	12:03:25.822	51.304	18.446	16.488	16.370						
8	12:04:18.344	52.522	19.076	16.611	16.835						
9	12:05:09.880	51.536	18.470	16.580	16.486						
10	12:06:02.753	52.873	18.818	17.205	16.850						
11	12:06:54.487	51.734	18.778	16.604	16.352						
12	12:07:46.097	51.610	18.571	16.624	16.415						
13	12:08:39.082	52.985	19.367	16.880	16.738						
14	12:09:31.050	51.968	18.698	16.710	16.560						

(236) Andy KING

1	11:58:06.208	53.113	19.685	16.731	16.697
2	11:58:57.746	51.538	18.562	16.596	16.380

(223) Jacob NIELSEN

1	11:58:12.663	58.191	23.181	18.229	16.781
2	11:59:04.445	51.782	18.708	16.663	16.411
3	11:59:57.000	52.555	19.202	16.612	16.741
4	12:00:48.338	51.338	18.463	16.624	16.251
5	12:01:39.948	51.610	18.407	16.874	16.329
6	12:02:32.149	52.201	18.995	16.669	16.537
7	12:03:28.227	56.078	22.958	16.735	16.385
8	12:04:19.447	51.220	18.425	16.556	16.239
9	12:05:10.972	51.525	18.683	16.536	16.306
10	12:06:02.681	51.709	18.295	16.786	16.628
11	12:06:54.184	51.503	18.648	16.581	16.274
12	12:07:45.765	51.581	18.378	16.712	16.491
13	12:08:37.872	52.107	19.053	16.677	16.377
14	12:09:31.177	53.305	19.499	16.715	17.091

(263) Henry EASTHOPE

1	11:58:11.130	56.756	22.550	17.648	16.558
2	11:59:02.701	51.571	18.558	16.704	16.309
3	11:59:54.027	51.326	18.520	16.520	16.286
4	12:00:46.168	52.141	18.543	16.700	16.898
5	12:01:50.681	1:04.513	19.949	28.217	16.347
6	12:02:41.995	51.314	18.583	16.528	16.203
7	12:03:33.370	51.375	18.574	16.519	16.282
8	12:04:25.064	51.694	18.764	16.582	16.348
9	12:05:16.403	51.339	18.497	16.589	16.253
10	12:06:07.745	51.342	18.479	16.570	16.293
11	12:06:58.943	51.198	18.483	16.501	16.214
12	12:07:50.041	51.098	18.439	16.473	16.186
13	12:08:41.467	51.426	18.538	16.566	16.322
14	12:09:32.708	51.241	18.561	16.451	16.229

(271) Christopher FRIEDRICH

1	11:58:13.581	58.404	22.719	18.284	17.401
2	11:59:05.422	51.841	18.491	17.016	16.334
3	11:59:58.058	52.636	18.795	16.993	16.848
4	12:00:49.661	51.603	18.272	16.999	16.332
5	12:01:41.187	51.526	18.395	16.700	16.431
6	12:02:32.925	51.738	18.782	16.617	16.339
7	12:03:26.641	53.716	18.505	18.857	16.354
8	12:04:22.824	56.183	18.710	20.784	16.689
9	12:05:14.734	51.910	18.800	16.772	16.338
10	12:06:06.463	51.729	18.729	16.682	16.318
11	12:06:58.269	51.806	18.551	16.895	16.360
12	12:07:49.861	51.592	18.639	16.644	16.309
13	12:08:42.002	52.141	19.053	16.670	16.418
14	12:09:33.522	51.520	18.577	16.640	16.303

(224) Aavo TALVAR

1	11:58:11.756	58.392	23.646	18.092	16.654
2	11:59:03.942	52.186	18.720	16.926	16.540
3	11:59:55.418	51.476	18.720	16.514	16.242
4	12:00:46.861	51.443	18.617	16.537	16.289
5	12:01:51.606	1:04.745	19.059	29.116	16.570
6	12:02:43.195	51.589	18.774	16.454	16.361
7	12:03:34.663	51.468	18.709	16.520	16.239
8	12:04:26.244	51.581	18.694	16.561	16.326
9	12:05:17.574	51.330	18.577	16.486	16.267
10	12:06:08.731	51.157	18.443	16.524	16.190
11	12:06:59.947	51.216	18.500	16.466	16.250
12	12:07:51.186	51.239	18.540	16.467	16.232
13	12:08:42.465	51.279	18.595	16.449	16.235

Rotax Euro Challenge 2012
 Class: Rotax Max Seniors
 Date/Time: 13.05.2012 14:30

Track: Wackersdorf / Germany
 Heat: Final
 Laps: 18

Edition 1

Andy KING	236	Laps 2 Tm. 1:44.819	17	Pierce LEHANE	222	Laps 0 Tm. 0.009
	33				34	
Christopher FRIEDRICH	271	Laps 14 Tm. 12:20.595	16	Aavo TALVAR	224	Laps 14 Tm. 12:20.768
	31				32	
Alexandre FINKELSTEIN	238	Laps 14 Tm. 12:19.716	15	Henry EASTHOPE	263	Laps 14 Tm. 12:19.781
	29				30	
Stephane KOX	261	Laps 14 Tm. 12:18.123	14	Jacob NIELSEN	223	Laps 14 Tm. 12:18.250
	27				28	
Charlie EASTWOOD	208	Laps 14 Tm. 12:17.923	13	Bryan EERDEN	216	Laps 14 Tm. 12:18.004
	25				26	
Francisco MORA	268	Laps 14 Tm. 12:16.857	12	Ferenc KANCSAR	207	Laps 14 Tm. 12:17.228
	23				24	
Josh HART	296	Laps 14 Tm. 12:16.515	11	Nicolai NIELSEN	218	Laps 14 Tm. 12:16.571
	21				22	
Jesse LAZARE	221	Laps 14 Tm. 12:15.870	10	Petr BEZEL	240	Laps 14 Tm. 12:16.313
	19				20	
Michael COOL	214	Laps 14 Tm. 12:13.569	9	Petr FULIN	266	Laps 14 Tm. 12:14.687
	17				18	
Glen VAN DROOGENI	217	Laps 14 Tm. 12:11.411	8	Makino TADASUKE	294	Laps 14 Tm. 12:13.287
	15				16	
Ukyo SASAHARA	290	Laps 14 Tm. 12:11.106	7	John FRIBERG	269	Laps 14 Tm. 12:11.236
	13				14	
Barrie PULLINGER	278	Laps 14 Tm. 12:10.815	6	Ash HAND	234	Laps 14 Tm. 12:11.033
	11				12	
James SINGLETON	232	Laps 14 Tm. 12:07.417	5	Shaun SLAVIN	211	Laps 14 Tm. 12:10.382
	9				10	
Thomas BENISRI	213	Laps 14 Tm. 12:06.418	4	Jiri FORMAN	212	Laps 14 Tm. 12:06.779
	7				8	
Bas de LAAT	260	Laps 14 Tm. 12:06.018	3	Ludvig MORIN	250	Laps 14 Tm. 12:06.027
	5				6	
Philip MORIN	299	Laps 14 Tm. 11:59.253	2	Sean BABINGTON	205	Laps 14 Tm. 12:05.400
	3				4	
Harrison SCOTT	254	Laps 14 Tm. 11:56.840	1	Edward BRAND	203	Laps 14 Tm. 11:57.106
	1				2	

Pole Position

Clerk of the course Nigel Edwards:
 Stewards (Chairman) Horst Seidel:

Scrutineer Paul Klaassen:
 Timekeeping Ingrid/Meik Wagner:

posted at: h

These results are provisional until the conclusion of any judicial and technical matters

printed 13.05.2012 13:15



Rotax Euro Challenge 2012 Wackersdorf

Rotax Seniors

Wackersdorf 1,275 Km

-NEW-

Final

13.05.2012 14:30

Race (18 Laps) started at 14:32:24

Pos	No.	Name	Nat.	Chassis	Race Team	Laps	Total Tm	Diff	Best Tm	In Lap	km/h	Points
1	203	Edward BRAND	GBR	Formula K	Formula K Europe	18	15:21.632		50.786	5	90,379	55
2	254	Harrison SCOTT	GBR	Tonykart	Strawberry Racing	18	15:22.457	0.825	50.874	10	90,223	52
3	299	Philip MORIN	SWE	Alonso	Dan Holland Racing	18	15:24.541	2.909	51.052	10	89,908	50
4	260	Bas de LAAT	NED	Gillard	PDB Racing Team	18	15:26.727	5.095	51.154	6	89,729	49
5	213	Thomas BENISRI	FRA	Sodikart	Win Max	18	15:28.056	6.424	51.057	6	89,900	48
6	278	Barrie PULLINGER	GBR	Alonso	Dan Holland Racing	18	15:28.615	6.983	51.066	13	89,884	47
7	250	Ludvig MORIN	SWE	Kosmic	Paul Carr Racing	18	15:29.626	7.994	51.122	6	89,785	46
8	234	Ash HAND	GBR	Tonykart	Strawberry Racing	18	15:29.816	8.184	51.040	17	89,929	45
9	290	Ukyo SASAHARA	JPN	DR	VPDR	18	15:31.068	9.436	50.968	8	90,057	44
10	217	Glen VAN DROOGENBROEC	BEL	Tonykart	Bouvin Power	18	15:31.499	9.867	51.072	11	89,873	43
11	222	Pierce LEHANE	AUS	Alonso	Dan Holland Racing	18	15:31.652	10.020	50.957	6	90,076	42
12	211	Shaun SLAVIN	GBR	Formula K	Formula K Europe	18	15:31.963	10.331	50.965	9	90,062	41
13	212	Jiri FORMAN	GBR	MS Kart	MS Kart Racing Team	18	15:32.161	10.529	51.059	9	89,896	40
14	221	Jesse LAZARE	CAN	Formula K	Chapman Racing/Protrain	18	15:32.985	11.353	51.036	12	89,937	39
15	205	Sean BABINGTON	GBR	Alonso	Dan Holland Racing	18	15:32.990	11.358	50.921	9	90,140	38
16	263	Henry EASTHOPE	GBR	Sodikart	Sodikart Junior Team	18	15:33.804	12.172	51.041	13	89,928	37
17	268	Francisco MORA	POR	FA	Cabo do Mundo Kartteam	18	15:33.858	12.226	51.170	6	89,701	36
18	216	Bryan EERDEN	NED	Gillard	PDB Racing Team	18	15:34.469	12.837	51.196	14	89,655	35
19	223	Jacob NIELSEN	DEN	Kosmic	Star Karting	18	15:36.961	15.329	51.220	8	89,613	34
20	294	Makino TADASUKE	JPN	Birel	Kalman Motorsport	18	15:39.246	17.614	50.983	3	90,030	33
21	240	Petr BEZEL	CZE	MS Kart	MS Kart Racing Team	18	15:39.794	18.162	51.185	11	89,675	32
22	236	Andy KING	GBR	Tonykart	Strawberry Racing	18	15:41.079	19.447	51.090	13	89,841	31
23	207	Ferenc KANCSAR	AUT	Birel	Kalman Motorsport	18	15:41.823	20.191	51.176	14	89,690	30
24	238	Alexandre FINKELSTEIN	FRA	Tonykart	MD Competition	18	15:42.113	20.481	51.392	4	89,314	29
25	261	Stephane KOX	NED	Formula K	Formula K Europe	18	15:42.371	20.739	51.177	8	89,689	28
26	224	Aavo TALVAR	EST	Intrepid	Talvar Racing	18	15:43.066	21.434	51.361	14	89,367	27
27	296	Josh HART	NZL	Birel	Kalman Motorsport	18	15:43.636	22.004	51.253	11	89,556	26
28	271	Christopher FRIEDRICH	GER	Praga	M-Tec/Praga Racing	18	15:43.897	22.265	51.255	7	89,552	25
29	218	Nicolai NIELSEN	DEN	TBA	Star Karting	18	15:44.752	23.120	51.483	3	89,156	24
30	232	James SINGLETON	GBR	CRG	Coles Racing	18	15:45.776	24.144	51.386	6	89,324	23
31	266	Petr FULIN	CZE	MS Kart	MS Kart Racing Team	18	15:49.141	27.509	51.663	5	88,845	22
32	214	Michael COOL	BEL	Tonykart	Bouvin Power	18	15:57.899	36.267	51.453	8	89,208	21
33	269	John FRIBERG	SWE	Tonykart	Soda Kart	7	6:15.469	11 Laps	51.592	3	88,967	20


Not classified

DQ	208	Charlie EASTWOOD	IRL	Formula K	Protrain Racing	18	15:39.312	DQ	50.970	9	90,053	0
----	-----	------------------	-----	-----------	-----------------	----	-----------	----	--------	---	--------	---

Announcements

These results are provisional until the conclusion of any judicial and technical matters
 No 211 + 234 + 268 + 236 + 208 warning board
 Started: 34 Classified: 33 Not classified: 1
 No. 208 excluded from Final / reason unfair driving

Margin of Victory	Ø km/h	Best Lap Tm	km/h	Best Lap by
0.825	89,645	50.786	90,379	203 - Edward BRAND

Timekeeping Ingrid and Meik Wagner:  Clerk of the course Nigel Edwards: www.mylaps.com

Steward (Chairman) Horst Seidel: Chief Scrutineer Paul Klaassen: Licensed to: Motorsport Events
 Printed: 13.05.2012 16:33:02 posted at: h



Rotax Euro Challenge 2012 Wackersdorf

Rotax Seniors

Wackersdorf 1,275 Km

Final

13.05.2012 14:30

Race (18 Laps) started at 14:32:24

Lap	Time of Day	Lap Tm	S1 Tm	S2 Tm	S3 Tm	Lap	Time of Day	Lap Tm	S1 Tm	S2 Tm	S3 Tm
(203) Edward BRAND						12	14:42:43.278	51.457	18.627	16.524	16.306
1	14:33:18.973	54.694	21.102	16.956	16.636	13	14:43:34.499	51.221	18.463	16.501	16.257
2	14:34:10.203	51.230	18.366	16.517	16.347	14	14:44:25.698	51.199	18.522	16.464	16.213
3	14:35:01.274	51.071	18.285	16.494	16.292	15	14:45:16.951	51.253	18.566	16.469	16.218
4	14:35:52.253	50.979	18.351	16.402	16.226	16	14:46:08.262	51.311	18.482	16.528	16.301
5	14:36:43.039	50.786	18.240	16.360	16.186	17	14:46:59.497	51.235	18.493	16.480	16.262
6	14:37:33.864	50.825	18.257	16.450	16.118	18	14:47:50.776	51.279	18.495	16.528	16.256
7	14:38:24.828	50.964	18.272	16.409	16.283	(213) Thomas BENISRI					
8	14:39:15.719	50.891	18.312	16.356	16.223	1	14:33:18.612	54.249	20.823	16.967	16.459
9	14:40:06.576	50.857	18.279	16.407	16.171	2	14:34:10.861	52.249	19.135	16.625	16.489
10	14:40:57.455	50.879	18.240	16.380	16.259	3	14:35:03.186	52.325	19.196	16.780	16.349
11	14:41:48.656	51.201	18.337	16.535	16.329	4	14:35:54.493	51.307	18.538	16.491	16.278
12	14:42:39.690	51.034	18.383	16.405	16.246	5	14:36:46.085	51.592	18.763	16.557	16.272
13	14:43:30.795	51.105	18.372	16.510	16.223	6	14:37:37.142	51.057	18.343	16.491	16.223
14	14:44:21.743	50.948	18.408	16.344	16.196	7	14:38:28.408	51.266	18.407	16.508	16.351
15	14:45:12.589	50.846	18.349	16.321	16.176	8	14:39:19.517	51.109	18.388	16.435	16.286
16	14:46:03.580	50.991	18.303	16.426	16.262	9	14:40:10.640	51.123	18.417	16.439	16.267
17	14:46:54.538	50.958	18.328	16.369	16.261	10	14:41:01.855	51.215	18.415	16.486	16.314
18	14:47:45.681	51.143	18.358	16.471	16.314	11	14:41:53.198	51.343	18.600	16.488	16.255
(254) Harrison SCOTT						12	14:42:44.425	51.227	18.530	16.455	16.242
1	14:33:16.786	52.737	19.486	16.684	16.567	13	14:43:35.756	51.331	18.552	16.563	16.216
2	14:34:08.570	51.784	18.469	16.795	16.520	14	14:44:26.881	51.125	18.522	16.403	16.200
3	14:34:59.879	51.309	18.388	16.575	16.346	15	14:45:18.158	51.277	18.477	16.490	16.310
4	14:35:51.016	51.137	18.464	16.465	16.208	16	14:46:09.497	51.339	18.552	16.508	16.279
5	14:36:42.046	51.030	18.415	16.417	16.198	17	14:47:00.722	51.225	18.520	16.455	16.250
6	14:37:33.138	51.092	18.429	16.418	16.245	18	14:47:52.105	51.383	18.552	16.520	16.311
7	14:38:24.244	51.106	18.451	16.436	16.219	(278) Barrie PULLINGER					
8	14:39:15.199	50.955	18.305	16.423	16.227	1	14:33:19.682	54.933	21.729	16.795	16.409
9	14:40:06.203	51.004	18.386	16.409	16.209	2	14:34:11.180	51.498	18.416	16.595	16.487
10	14:40:57.077	50.874	18.330	16.365	16.179	3	14:35:03.313	52.133	18.733	16.774	16.626
11	14:41:48.830	51.753	18.431	16.930	16.392	4	14:35:55.082	51.769	18.969	16.495	16.305
12	14:42:39.983	51.153	18.422	16.498	16.233	5	14:36:46.427	51.345	18.424	16.543	16.378
13	14:43:31.098	51.115	18.344	16.567	16.204	6	14:37:37.611	51.184	18.355	16.524	16.305
14	14:44:21.985	50.887	18.296	16.490	16.101	7	14:38:28.905	51.294	18.395	16.534	16.365
15	14:45:13.153	51.168	18.280	16.538	16.350	8	14:39:20.101	51.196	18.331	16.462	16.403
16	14:46:04.253	51.100	18.337	16.488	16.275	9	14:40:11.346	51.245	18.422	16.531	16.292
17	14:46:55.274	51.021	18.335	16.495	16.191	10	14:41:02.677	51.331	18.565	16.525	16.241
18	14:47:46.506	51.232	18.519	16.498	16.215	11	14:41:53.823	51.146	18.457	16.488	16.201
(299) Philip MORIN						12	14:42:45.038	51.215	18.417	16.484	16.314
1	14:33:17.032	52.904	19.725	16.748	16.431	13	14:43:36.104	51.066	18.340	16.501	16.225
2	14:34:08.658	51.626	18.449	16.776	16.401	14	14:44:27.285	51.181	18.390	16.563	16.228
3	14:35:00.221	51.563	18.547	16.681	16.335	15	14:45:18.533	51.248	18.444	16.551	16.253
4	14:35:51.495	51.274	18.472	16.556	16.246	16	14:46:09.961	51.428	18.478	16.595	16.355
5	14:36:42.715	51.220	18.433	16.419	16.368	17	14:47:01.322	51.361	18.535	16.547	16.279
6	14:37:33.786	51.071	18.409	16.440	16.222	18	14:47:52.664	51.342	18.484	16.573	16.285
7	14:38:25.217	51.431	18.600	16.538	16.293	(250) Ludvig MORIN					
8	14:39:16.421	51.204	18.375	16.511	16.318	1	14:33:19.029	54.481	21.148	16.776	16.557
9	14:40:07.760	51.339	18.512	16.598	16.229	2	14:34:10.709	51.680	18.559	16.664	16.457
10	14:40:58.812	51.052	18.397	16.428	16.227	3	14:35:02.137	51.428	18.526	16.596	16.306
11	14:41:49.993	51.181	18.473	16.473	16.235	4	14:35:53.498	51.361	18.686	16.475	16.200
12	14:42:41.131	51.138	18.479	16.472	16.187	5	14:36:44.811	51.313	18.535	16.501	16.277
13	14:43:32.347	51.216	18.428	16.538	16.250	6	14:37:35.933	51.122	18.507	16.432	16.183
14	14:44:23.412	51.065	18.416	16.435	16.214	7	14:38:27.358	51.425	18.518	16.619	16.288
15	14:45:14.711	51.299	18.475	16.533	16.291	8	14:39:18.675	51.317	18.602	16.453	16.262
16	14:46:05.950	51.239	18.399	16.525	16.315	9	14:40:10.244	51.569	18.648	16.644	16.277
17	14:46:57.179	51.229	18.506	16.511	16.212	10	14:41:02.384	52.140	19.429	16.460	16.251
18	14:47:48.590	51.411	18.491	16.558	16.362	11	14:41:54.071	51.687	18.994	16.492	16.201
(260) Bas de LAAT						12	14:42:45.412	51.341	18.378	16.446	16.517
1	14:33:18.224	53.987	20.803	16.793	16.391	13	14:43:36.853	51.441	18.407	16.536	16.498
2	14:34:09.762	51.538	18.444	16.674	16.420	14	14:44:28.035	51.182	18.474	16.522	16.186
3	14:35:01.080	51.318	18.544	16.462	16.312	15	14:45:19.470	51.435	18.565	16.565	16.305
4	14:35:52.672	51.592	18.787	16.493	16.312	16	14:46:10.959	51.489	18.755	16.518	16.216
5	14:36:43.882	51.210	18.387	16.503	16.320	17	14:47:02.226	51.267	18.577	16.474	16.216
6	14:37:35.036	51.154	18.418	16.454	16.282	18	14:47:53.675	51.449	18.479	16.573	16.397
7	14:38:26.376	51.340	18.456	16.501	16.383	(234) Ash HAND					
8	14:39:17.811	51.435	18.602	16.481	16.352	1	14:33:21.557	56.561	22.819	17.153	16.589
9	14:40:09.130	51.319	18.552	16.435	16.332	2	14:34:13.160	51.603	18.479	16.661	16.463
10	14:41:00.425	51.295	18.511	16.464	16.320	3	14:35:04.603	51.443	18.513	16.520	16.410
11	14:41:51.821	51.396	18.573	16.483	16.340	4	14:35:56.000	51.397	18.316	16.749	16.332

Timekeeping Ingrid and Meik Wagner:



Clerk of the course Nigel Edwards:

Steward (Chairman) Horst Seidel:

Chief Scrutineer Paul Klaassen:



Rotax Euro Challenge 2012 Wackersdorf

Rotax Seniors

Wackersdorf 1,275 Km

Final

13.05.2012 14:30

Race (18 Laps) started at 14:32:24

Lap	Time of Day	Lap Tm	S1 Tm	S2 Tm	S3 Tm	Lap	Time of Day	Lap Tm	S1 Tm	S2 Tm	S3 Tm
5	14:36:47.345	51.345	18.587	16.490	16.268	18	14:47:55.701	51.321	18.419	16.586	16.316
6	14:37:38.872	51.527	18.374	16.585	16.568	(211) Shaun SLAVIN					
7	14:38:30.031	51.159	18.402	16.478	16.279	1	14:33:22.801	57.939	23.762	17.376	16.801
8	14:39:21.252	51.221	18.400	16.572	16.249	2	14:34:14.134	51.333	18.380	16.542	16.411
9	14:40:12.426	51.174	18.369	16.256	16.549	3	14:35:06.687	52.553	19.056	17.038	16.459
10	14:41:03.771	51.345	18.651	16.496	16.198	4	14:35:57.801	51.114	18.436	16.419	16.259
11	14:41:54.979	51.208	18.477	16.527	16.204	5	14:36:49.246	51.445	18.412	16.478	16.555
12	14:42:46.044	51.065	18.371	16.516	16.178	6	14:37:41.269	52.023	18.904	16.807	16.312
13	14:43:37.183	51.139	18.350	16.480	16.309	7	14:38:32.547	51.278	18.385	16.553	16.340
14	14:44:28.429	51.246	18.551	16.489	16.206	8	14:39:23.522	50.975	18.276	16.399	16.300
15	14:45:19.617	51.188	18.350	16.541	16.297	9	14:40:14.487	50.965	18.289	16.374	16.302
16	14:46:11.515	51.898	18.893	16.666	16.339	10	14:41:05.545	51.058	18.298	16.412	16.348
17	14:47:02.555	51.040	18.308	16.517	16.215	11	14:41:56.641	51.096	18.500	16.399	16.197
18	14:47:53.865	51.310	18.351	16.491	16.468	12	14:42:47.742	51.101	18.479	16.384	16.238
(290) Ukyo SASAHARA						13	14:43:39.039	51.297	18.399	16.589	16.309
1	14:33:19.417	54.439	21.255	16.726	16.458	14	14:44:30.090	51.051	18.347	16.441	16.263
2	14:34:11.244	51.827	18.523	16.612	16.692	15	14:45:21.656	51.566	18.363	16.760	16.443
3	14:35:04.414	53.170	18.632	18.052	16.486	16	14:46:13.020	51.364	18.385	16.493	16.486
4	14:35:56.295	51.881	18.398	17.189	16.294	17	14:47:04.690	51.670	18.717	16.640	16.313
5	14:36:47.722	51.427	18.605	16.514	16.308	18	14:47:56.012	51.322	18.349	16.563	16.410
6	14:37:38.943	51.221	18.183	16.528	16.510	(212) Jiri FORMAN					
7	14:38:30.506	51.563	18.834	16.453	16.276	1	14:33:21.753	57.043	23.340	17.148	16.555
8	14:39:21.474	50.968	18.244	16.465	16.259	2	14:34:13.606	51.853	18.556	16.810	16.487
9	14:40:12.550	51.076	18.361	16.471	16.244	3	14:35:05.309	51.703	18.765	16.536	16.402
10	14:41:03.642	51.092	18.337	16.446	16.309	4	14:35:57.373	52.064	18.590	16.806	16.668
11	14:41:54.688	51.046	18.355	16.403	16.288	5	14:36:49.060	51.687	18.521	16.676	16.490
12	14:42:45.715	51.027	18.364	16.433	16.230	6	14:37:40.751	51.691	18.787	16.605	16.299
13	14:43:36.771	51.056	18.322	16.478	16.256	7	14:38:31.959	51.208	18.470	16.450	16.288
14	14:44:28.576	51.805	19.119	16.494	16.192	8	14:39:23.074	51.115	18.362	16.476	16.277
15	14:45:19.701	51.125	18.489	16.452	16.184	9	14:40:14.133	51.059	18.374	16.392	16.293
16	14:46:12.362	52.661	18.929	16.748	16.984	10	14:41:05.323	51.190	18.390	16.416	16.384
17	14:47:03.927	51.565	18.640	16.621	16.304	11	14:41:56.908	51.585	18.911	16.421	16.253
18	14:47:55.117	51.190	18.375	16.488	16.327	12	14:42:48.026	51.118	18.427	16.441	16.250
(217) Glen VAN DROOENBROECK						13	14:43:39.221	51.195	18.475	16.463	16.257
1	14:33:20.461	55.408	22.069	16.866	16.473	14	14:44:30.309	51.088	18.374	16.497	16.217
2	14:34:11.666	51.205	18.291	16.584	16.330	15	14:45:21.859	51.550	18.381	16.660	16.509
3	14:35:03.644	51.978	18.785	16.803	16.390	16	14:46:13.287	51.428	18.528	16.579	16.321
4	14:35:56.129	52.485	18.919	16.627	16.939	17	14:47:04.877	51.590	18.574	16.687	16.329
5	14:36:47.840	51.711	18.614	16.758	16.339	18	14:47:56.210	51.333	18.445	16.566	16.322
6	14:37:39.038	51.198	18.313	16.584	16.301	(221) Jesse LAZARE					
7	14:38:30.763	51.725	18.983	16.474	16.268	1	14:33:20.730	55.399	21.953	16.905	16.541
8	14:39:21.915	51.152	18.317	16.574	16.261	2	14:34:11.979	51.249	18.349	16.622	16.278
9	14:40:13.096	51.181	18.405	16.556	16.220	3	14:35:03.988	52.009	18.634	16.755	16.620
10	14:41:04.182	51.086	18.345	16.547	16.194	4	14:35:55.797	51.809	18.712	16.627	16.470
11	14:41:55.254	51.072	18.359	16.467	16.246	5	14:36:49.347	53.550	19.731	16.701	17.118
12	14:42:46.398	51.144	18.416	16.491	16.237	6	14:37:40.983	51.636	18.727	16.653	16.256
13	14:43:38.024	51.626	18.347	16.482	16.797	7	14:38:32.694	51.711	18.850	16.548	16.313
14	14:44:29.258	51.234	18.458	16.523	16.253	8	14:39:23.790	51.096	18.305	16.471	16.320
15	14:45:21.099	51.841	18.895	16.707	16.239	9	14:40:14.868	51.078	18.343	16.465	16.270
16	14:46:12.502	51.403	18.507	16.546	16.350	10	14:41:06.071	51.203	18.323	16.582	16.298
17	14:47:04.221	51.719	18.777	16.629	16.313	11	14:41:57.526	51.455	18.639	16.552	16.264
18	14:47:55.548	51.327	18.378	16.601	16.348	12	14:42:48.562	51.036	18.372	16.422	16.242
(222) Pierce LEHANE						13	14:43:39.701	51.139	18.334	16.530	16.275
1	14:33:22.103	54.312	20.537	17.336	16.439	14	14:44:30.900	51.199	18.416	16.531	16.252
2	14:34:13.714	51.611	18.504	16.689	16.418	15	14:45:22.131	51.231	18.373	16.572	16.286
3	14:35:05.372	51.658	18.865	16.550	16.243	16	14:46:14.156	52.025	18.519	16.821	16.685
4	14:35:57.041	51.669	18.681	16.605	16.383	17	14:47:05.439	51.283	18.425	16.582	16.276
5	14:36:48.819	51.778	18.628	16.717	16.433	18	14:47:57.034	51.595	18.389	16.623	16.583
6	14:37:39.776	50.957	18.269	16.394	16.294	(205) Sean BABINGTON					
7	14:38:31.283	51.507	18.743	16.500	16.264	1	14:33:20.121	55.672	22.285	16.824	16.563
8	14:39:22.335	51.052	18.329	16.360	16.363	2	14:34:11.471	51.350	18.472	16.532	16.346
9	14:40:13.382	51.047	18.339	16.446	16.262	3	14:35:03.528	52.057	18.740	16.775	16.542
10	14:41:04.443	51.061	18.440	16.435	16.186	4	14:35:54.749	51.221	18.433	16.484	16.304
11	14:41:55.539	51.096	18.391	16.490	16.215	5	14:36:45.903	51.154	18.386	16.462	16.306
12	14:42:46.643	51.104	18.466	16.434	16.204	6	14:37:37.078	51.175	18.368	16.441	16.366
13	14:43:37.775	51.132	18.365	16.447	16.320	7	14:38:28.544	51.466	18.648	16.492	16.326
14	14:44:29.006	51.231	18.423	16.600	16.208	8	14:39:19.902	51.358	18.432	16.475	16.451
15	14:45:20.079	51.073	18.331	16.449	16.293	9	14:40:10.823	50.921	18.301	16.432	16.188
16	14:46:12.584	52.505	18.703	16.727	17.075	10	14:41:02.051	51.228	18.463	16.496	16.269
17	14:47:04.380	51.796	18.975	16.536	16.285						



Rotax Euro Challenge 2012 Wackersdorf

Rotax Seniors

Wackersdorf 1,275 Km

Final

13.05.2012 14:30

Race (18 Laps) started at 14:32:24

Lap	Time of Day	Lap Tm	S1 Tm	S2 Tm	S3 Tm	Lap	Time of Day	Lap Tm	S1 Tm	S2 Tm	S3 Tm
11	14:41:53.442	51.391	18.598	16.486	16.307	4	14:36:00.184	51.605	18.775	16.553	16.277
12	14:42:45.134	51.692	18.563	16.576	16.576	5	14:36:51.970	51.786	18.770	16.684	16.332
13	14:43:37.067	51.933	18.539	16.482	16.912	6	14:37:43.437	51.467	18.553	16.581	16.333
14	14:44:29.138	52.071	18.950	16.601	16.520	7	14:38:34.925	51.488	18.572	16.572	16.344
15	14:45:21.764	52.626	19.200	16.764	16.662	8	14:39:26.145	51.220	18.355	16.466	16.399
16	14:46:14.294	52.530	18.761	16.840	16.929	9	14:40:17.848	51.703	18.619	16.635	16.449
17	14:47:05.731	51.437	18.573	16.508	16.356	10	14:41:09.427	51.579	18.755	16.474	16.350
18	14:47:57.039	51.308	18.340	16.584	16.384	11	14:42:00.950	51.523	18.706	16.519	16.298

(263) Henry EASTHOPE

1	14:33:24.317	57.599	23.449	17.708	16.442
2	14:34:15.950	51.633	18.738	16.535	16.360
3	14:35:08.429	52.479	18.657	16.794	17.028
4	14:35:59.869	51.440	18.748	16.398	16.294
5	14:36:51.329	51.460	18.621	16.526	16.313
6	14:37:42.854	51.525	18.362	16.422	16.741
7	14:38:34.062	51.208	18.483	16.431	16.294
8	14:39:25.604	51.542	18.361	16.735	16.446
9	14:40:16.919	51.315	18.458	16.502	16.355
10	14:41:08.142	51.223	18.430	16.511	16.282
11	14:41:59.266	51.124	18.445	16.439	16.240
12	14:42:50.396	51.130	18.452	16.450	16.228
13	14:43:41.437	51.041	18.359	16.489	16.193
14	14:44:32.615	51.178	18.509	16.488	16.181
15	14:45:23.894	51.279	18.456	16.543	16.280
16	14:46:15.104	51.210	18.449	16.520	16.241
17	14:47:06.342	51.238	18.356	16.537	16.345
18	14:47:57.853	51.511	18.413	16.607	16.491

(294) Makino TADASUKE

1	14:33:27.184	1:01.686	26.515	18.059	17.112
2	14:34:20.175	52.991	19.464	16.911	16.616
3	14:35:11.158	50.983	18.325	16.407	16.251
4	14:36:02.567	51.409	18.057	17.103	16.249
5	14:36:53.723	51.156	18.571	16.380	16.205
6	14:37:45.431	51.708	18.115	17.136	16.457
7	14:38:37.383	51.952	18.784	16.858	16.310
8	14:39:29.361	51.978	18.597	16.979	16.402
9	14:40:21.002	51.641	18.786	16.524	16.331
10	14:41:12.086	51.084	17.941	16.862	16.281
11	14:42:03.525	51.439	18.436	16.477	16.526
12	14:42:55.386	51.861	18.948	16.430	16.483
13	14:43:46.698	51.312	18.509	16.522	16.281
14	14:44:37.956	51.258	18.628	16.428	16.202
15	14:45:28.972	51.016	18.276	16.432	16.308
16	14:46:20.133	51.161	18.347	16.491	16.323
17	14:47:11.781	51.648	18.607	16.577	16.464
18	14:48:03.295	51.514	18.537	16.518	16.459

(208) Charlie EASTWOOD

1	14:33:26.058	1:00.200	25.346	18.007	16.847
2	14:34:17.646	51.588	18.508	16.710	16.370
3	14:35:09.052	51.406	18.503	16.519	16.384
4	14:36:01.380	52.328	19.036	16.532	16.760
5	14:36:53.089	51.709	18.914	16.465	16.330
6	14:37:44.152	51.063	18.504	16.370	16.189
7	14:38:36.368	52.216	18.358	17.563	16.295
8	14:39:27.485	51.117	18.445	16.412	16.260
9	14:40:18.455	50.970	18.355	16.426	16.189
10	14:41:10.278	51.823	18.901	16.690	16.232
11	14:42:03.186	52.908	19.284	16.615	17.009
12	14:42:55.111	51.925	19.085	16.477	16.363
13	14:43:46.275	51.164	18.455	16.440	16.269
14	14:44:37.495	51.220	18.490	16.485	16.245
15	14:45:28.659	51.164	18.448	16.472	16.244
16	14:46:19.870	51.211	18.541	16.423	16.247
17	14:47:11.853	51.983	18.738	16.558	16.687
18	14:48:03.361	51.508	18.650	16.542	16.316

(240) Petr BEZEL

1	14:33:24.116	58.295	24.144	17.688	16.463
2	14:34:16.265	52.149	19.118	16.609	16.422
3	14:35:08.363	52.098	18.558	16.712	16.828
4	14:36:01.448	53.085	19.377	16.601	17.107
5	14:36:53.267	51.819	19.038	16.480	16.301
6	14:37:45.346	52.079	18.784	16.553	16.742
7	14:38:37.317	51.971	18.737	16.799	16.435
8	14:39:29.238	51.921	18.896	16.584	16.441
9	14:40:20.870	51.632	18.680	16.582	16.370
10	14:41:12.527	51.657	18.575	16.537	16.363
11	14:42:03.712	51.185	18.413	16.468	16.304
12	14:42:55.692	51.980	19.092	16.573	16.315
13	14:43:47.015	51.323	18.383	16.555	16.385
14	14:44:38.407	51.392	18.507	16.655	16.230
15	14:45:29.684	51.277	18.467	16.539	16.271
16	14:46:21.115	51.431	18.574	16.595	16.262

(223) Jacob NIELSEN

1	14:33:23.180	56.859	22.892	17.063	16.904
2	14:34:15.272	52.092	18.923	16.743	16.426
3	14:35:08.579	53.307	18.717	16.877	17.713

Timekeeping Ingrid and Meik Wagner:

Clerk of the course Nigel Edwards:

www.mylaps.com

Steward (Chairman) Horst Seidel:

Chief Scrutineer Paul Klaassen:

Licensed to: Motorsport Events



Rotax Euro Challenge 2012 Wackersdorf

Rotax Seniors

Wackersdorf 1,275 Km

Final

13.05.2012 14:30

Race (18 Laps) started at 14:32:24

Lap	Time of Day	Lap Tm	S1 Tm	S2 Tm	S3 Tm	Lap	Time of Day	Lap Tm	S1 Tm	S2 Tm	S3 Tm
17	14:47:12.423	51.308	18.519	16.563	16.226	10	14:41:10.133	51.961	19.014	16.564	16.383
18	14:48:03.843	51.420	18.419	16.618	16.383	11	14:42:03.526	53.393	19.294	16.592	17.507
(236) Andy KING						12	14:42:57.150	53.624	20.164	16.597	16.863
1	14:33:25.323	57.551	22.517	18.480	16.554	13	14:43:48.842	51.692	18.836	16.510	16.346
2	14:34:16.768	51.445	18.408	16.613	16.424	14	14:44:40.065	51.223	18.434	16.504	16.285
3	14:35:08.787	52.019	18.782	16.562	16.675	15	14:45:31.976	51.911	18.972	16.554	16.385
4	14:36:01.595	52.808	19.448	16.514	16.846	16	14:46:23.421	51.445	18.460	16.617	16.368
5	14:36:54.586	52.991	19.730	16.549	16.712	17	14:47:15.090	51.669	18.596	16.681	16.392
6	14:37:46.153	51.567	18.605	16.650	16.312	18	14:48:06.420	51.330	18.395	16.566	16.369
7	14:38:37.769	51.616	18.415	16.641	16.560	(224) Aavo TALVAR					
8	14:39:29.613	51.844	18.429	16.905	16.510	1	14:33:26.855	59.713	23.643	19.071	16.999
9	14:40:21.323	51.710	18.671	16.609	16.430	2	14:34:18.690	51.835	18.728	16.703	16.404
10	14:41:12.707	51.384	18.498	16.561	16.325	3	14:35:10.330	51.640	18.527	16.668	16.445
11	14:42:04.025	51.318	18.436	16.558	16.324	4	14:36:01.827	51.497	18.582	16.470	16.445
12	14:42:56.351	52.326	19.121	16.801	16.404	5	14:36:53.527	51.700	18.878	16.517	16.305
13	14:43:47.441	51.090	18.383	16.473	16.234	6	14:37:45.280	51.753	18.652	16.584	16.517
14	14:44:39.062	51.621	18.413	16.750	16.458	7	14:38:37.081	51.801	18.608	16.818	16.375
15	14:45:30.625	51.563	18.575	16.573	16.415	8	14:39:30.118	53.037	19.706	16.571	16.760
16	14:46:22.588	51.963	18.792	16.661	16.510	9	14:40:21.698	51.580	18.687	16.528	16.365
17	14:47:13.861	51.273	18.456	16.539	16.278	10	14:41:13.663	51.965	18.562	17.060	16.343
18	14:48:05.128	51.267	18.411	16.514	16.342	11	14:42:05.126	51.463	18.596	16.546	16.321
(207) Ferenc KANCSAR						12	14:42:57.000	51.874	18.815	16.641	16.418
1	14:33:25.730	59.644	23.929	19.139	16.576	13	14:43:48.401	51.401	18.590	16.515	16.296
2	14:34:16.953	51.223	18.386	16.520	16.317	14	14:44:39.762	51.361	18.504	16.519	16.338
3	14:35:08.703	51.750	18.369	16.555	16.826	15	14:45:32.440	52.678	19.709	16.627	16.342
4	14:36:01.307	52.604	19.132	16.620	16.852	16	14:46:23.849	51.409	18.556	16.573	16.280
5	14:36:55.420	54.113	21.082	16.684	16.347	17	14:47:15.431	51.582	18.493	16.613	16.476
6	14:37:46.907	51.487	18.582	16.545	16.360	18	14:48:07.115	51.684	18.734	16.524	16.426
7	14:38:38.175	51.268	18.380	16.547	16.341	(296) Josh HART					
8	14:39:30.236	52.061	18.764	16.539	16.758	1	14:33:26.695	1:01.134	25.063	18.736	17.335
9	14:40:22.078	51.842	18.931	16.581	16.330	2	14:34:18.561	51.866	18.700	16.755	16.411
10	14:41:13.563	51.485	18.414	16.674	16.397	3	14:35:10.466	51.905	18.810	16.621	16.474
11	14:42:04.935	51.372	18.519	16.490	16.363	4	14:36:02.859	52.393	19.404	16.649	16.340
12	14:42:56.878	51.943	18.853	16.613	16.477	5	14:36:54.485	51.626	18.597	16.600	16.429
13	14:43:48.182	51.304	18.465	16.521	16.318	6	14:37:49.060	54.575	21.613	16.629	16.333
14	14:44:39.358	51.176	18.394	16.537	16.245	7	14:38:40.340	51.280	18.458	16.468	16.354
15	14:45:31.043	51.685	18.673	16.648	16.364	8	14:39:31.635	51.295	18.514	16.514	16.267
16	14:46:22.898	51.855	18.775	16.624	16.456	9	14:40:22.914	51.279	18.473	16.479	16.327
17	14:47:14.464	51.566	18.679	16.545	16.342	10	14:41:14.400	51.486	18.669	16.495	16.322
18	14:48:05.872	51.408	18.474	16.533	16.401	11	14:42:05.653	51.253	18.453	16.494	16.306
(238) Alexandre FINKELSTEIN						12	14:42:57.312	51.659	18.511	16.599	16.549
1	14:33:21.983	55.921	22.070	17.301	16.550	13	14:43:49.058	51.746	18.822	16.514	16.410
2	14:34:13.951	51.968	18.792	16.681	16.495	14	14:44:40.460	51.402	18.496	16.539	16.367
3	14:35:06.911	52.960	19.551	16.925	16.484	15	14:45:32.196	51.736	18.820	16.571	16.345
4	14:35:58.303	51.392	18.558	16.556	16.278	16	14:46:23.637	51.441	18.501	16.613	16.327
5	14:36:49.697	51.394	18.387	16.591	16.416	17	14:47:15.616	51.979	18.511	16.714	16.754
6	14:37:41.541	51.844	18.686	16.785	16.373	18	14:48:07.685	52.069	18.771	16.646	16.652
7	14:38:32.978	51.437	18.479	16.569	16.389	(271) Christopher FRIEDRICH					
8	14:39:25.914	52.936	19.284	17.057	16.595	1	14:33:26.973	1:00.467	24.136	19.077	17.254
9	14:40:18.287	52.373	19.081	16.664	16.628	2	14:34:20.708	53.735	19.942	17.268	16.525
10	14:41:10.574	52.287	18.995	17.013	16.279	3	14:35:12.452	51.744	18.408	16.969	16.367
11	14:42:03.102	52.528	19.102	16.642	16.784	4	14:36:05.333	52.881	18.889	17.655	16.337
12	14:42:55.170	52.068	18.925	16.547	16.596	5	14:36:56.816	51.483	18.536	16.622	16.325
13	14:43:46.615	51.445	18.505	16.574	16.366	6	14:37:48.153	51.337	18.429	16.571	16.337
14	14:44:38.953	52.338	18.559	17.331	16.448	7	14:38:39.408	51.255	18.340	16.656	16.259
15	14:45:30.813	51.860	18.929	16.613	16.318	8	14:39:30.994	51.586	18.630	16.646	16.310
16	14:46:22.978	52.165	18.827	16.906	16.432	9	14:40:22.416	51.422	18.104	16.944	16.374
17	14:47:14.685	51.707	18.793	16.613	16.301	10	14:41:15.226	52.810	19.743	16.748	16.319
18	14:48:06.162	51.477	18.480	16.579	16.418	11	14:42:06.570	51.344	18.535	16.571	16.238
(261) Stephane KOX						12	14:42:59.160	52.590	19.598	16.699	16.293
1	14:33:24.049	58.110	23.780	17.684	16.646	13	14:43:50.514	51.354	18.551	16.555	16.248
2	14:34:15.777	51.728	18.622	16.626	16.480	14	14:44:42.119	51.605	18.704	16.601	16.300
3	14:35:08.206	52.429	18.686	16.908	16.835	15	14:45:33.795	51.676	18.295	16.946	16.435
4	14:35:59.722	51.516	18.592	16.535	16.389	16	14:46:25.241	51.446	18.580	16.557	16.309
5	14:36:51.809	52.087	19.074	16.605	16.408	17	14:47:16.680	51.439	18.587	16.541	16.311
6	14:37:43.602	51.793	18.950	16.524	16.319	18	14:48:07.946	51.266	18.454	16.515	16.297
7	14:38:35.120	51.518	18.546	16.661	16.311	(218) Nicolai NIELSEN					
8	14:39:26.297	51.177	18.389	16.491	16.297	1	14:33:26.562	1:00.602	24.464	19.105	17.033
9	14:40:18.172	51.875	18.926	16.575	16.374	2	14:34:19.055	52.493	19.283	16.775	16.435



Rotax Euro Challenge 2012 Wackersdorf

Rotax Seniors

Wackersdorf 1,275 Km

Final

13.05.2012 14:30

Race (18 Laps) started at 14:32:24

Lap	Time of Day	Lap Tm	S1 Tm	S2 Tm	S3 Tm	Lap	Time of Day	Lap Tm	S1 Tm	S2 Tm	S3 Tm
3	14:35:10.538	51.483	18.500	16.655	16.328	16	14:46:37.303	51.835	18.699	16.730	16.406
4	14:36:03.248	52.710	18.903	17.198	16.609	17	14:47:29.043	51.740	18.662	16.650	16.428
5	14:36:55.269	52.021	18.869	16.736	16.416	18	14:48:21.948	52.905	18.689	16.881	17.335
6	14:37:47.206	51.937	18.556	16.599	16.782	(269) John FRIBERG					
7	14:38:38.790	51.584	18.525	16.677	16.382	1	14:33:21.190	55.851	22.358	16.911	16.582
8	14:39:30.412	51.622	18.647	16.609	16.366	2	14:34:13.535	52.345	19.021	16.721	16.603
9	14:40:22.249	51.837	18.599	16.608	16.630	3	14:35:05.127	51.592	18.661	16.504	16.427
10	14:41:15.595	53.346	20.377	16.700	16.269	4	14:35:57.622	52.495	18.418	17.282	16.795
11	14:42:07.144	51.549	18.576	16.642	16.331	5	14:36:49.503	51.881	18.952	16.481	16.448
12	14:42:58.851	51.707	18.770	16.639	16.298	6	14:37:43.214	53.711	18.692	17.590	17.429
13	14:43:50.335	51.484	18.624	16.575	16.285	7	14:38:39.518	56.304	19.189	19.572	17.543
14	14:44:42.303	51.968	18.724	16.958	16.286						
15	14:45:34.098	51.795	18.713	16.788	16.294						
16	14:46:25.671	51.573	18.619	16.616	16.338						
17	14:47:17.263	51.592	18.642	16.614	16.336						
18	14:48:08.801	51.538	18.556	16.593	16.389						

(232) James SINGLETON

1	14:33:27.066	1:02.433	26.186	18.536	17.711
2	14:34:20.547	53.481	19.503	16.866	17.112
3	14:35:12.312	51.765	18.731	16.536	16.498
4	14:36:04.946	52.634	19.027	17.200	16.407
5	14:36:56.368	51.422	18.523	16.511	16.388
6	14:37:47.754	51.386	18.540	16.484	16.362
7	14:38:39.275	51.521	18.571	16.541	16.409
8	14:39:31.212	51.937	18.969	16.627	16.341
9	14:40:22.708	51.496	18.616	16.463	16.417
10	14:41:14.801	52.093	19.117	16.601	16.375
11	14:42:06.378	51.577	18.651	16.570	16.356
12	14:42:58.153	51.775	18.901	16.520	16.354
13	14:43:49.835	51.682	18.827	16.486	16.369
14	14:44:41.761	51.926	18.948	16.543	16.435
15	14:45:34.031	52.270	19.211	16.626	16.433
16	14:46:26.023	51.992	18.996	16.601	16.395
17	14:47:17.819	51.796	18.821	16.563	16.412
18	14:48:09.825	52.006	18.704	16.538	16.764

(266) Petr FULIN

1	14:33:27.746	1:02.096	23.866	20.428	17.802
2	14:34:21.404	53.658	19.212	17.376	17.070
3	14:35:13.571	52.167	18.906	16.759	16.502
4	14:36:05.831	52.260	18.887	16.889	16.484
5	14:36:57.494	51.663	18.533	16.641	16.489
6	14:37:49.380	51.886	18.761	16.742	16.383
7	14:38:41.301	51.921	18.626	16.708	16.587
8	14:39:33.260	51.959	18.853	16.712	16.394
9	14:40:25.056	51.796	18.730	16.662	16.404
10	14:41:17.694	52.638	18.946	17.282	16.410
11	14:42:09.644	51.950	18.845	16.654	16.451
12	14:43:01.616	51.972	18.833	16.680	16.459
13	14:43:53.455	51.839	18.830	16.635	16.374
14	14:44:45.209	51.754	18.738	16.711	16.305
15	14:45:37.130	51.921	18.816	16.710	16.395
16	14:46:29.140	52.010	18.820	16.740	16.450
17	14:47:21.201	52.061	18.748	16.849	16.464
18	14:48:13.190	51.989	18.702	16.687	16.600

(214) Michael COOL

1	14:33:22.923	57.697	23.225	17.424	17.048
2	14:34:14.529	51.606	18.503	16.655	16.448
3	14:35:07.109	52.580	19.224	16.895	16.461
4	14:35:58.617	51.508	18.586	16.600	16.322
5	14:36:50.406	51.789	18.376	16.660	16.753
6	14:37:42.661	52.255	18.557	16.832	16.866
7	14:38:34.551	51.890	18.907	16.603	16.380
8	14:39:26.004	51.453	18.345	16.638	16.470
9	14:40:17.656	51.652	18.547	16.610	16.495
10	14:41:10.002	52.346	19.238	16.674	16.434
11	14:42:03.402	53.400	19.991	16.735	16.674
12	14:43:09.939	1:06.537	31.046	18.921	16.570
13	14:44:01.762	51.823	18.829	16.608	16.386
14	14:44:53.486	51.724	18.725	16.668	16.331
15	14:45:45.468	51.982	18.743	16.793	16.446



Rotax Euro Challenge 2012 Wackersdorf

Rotax Seniors

Wackersdorf 1,275 Km

Non Qualifying Practice 1 Odd Numbers

11.05.2012 12:00

Practice (7:00 Time) started at 12:00:01

Pos	No.	Name	Nat.	Chassis	Race Team	Laps	Best Tm	Diff	Gap In Lap	km/h
1	205	Sean BABINGTON	GBR	Alonso	Dan Holland Racing	7	51.216		6	89,620
2	211	Shaun SLAVIN	GBR	Formula K	Formula K Europe	7	51.357	0.141	0.141	3 89,374
3	299	Philip MORIN	SWE	Alonso	Dan Holland Racing	7	51.465	0.249	0.108	4 89,187
4	271	Christopher FRIEDRICH	GER	Praga	M-Tec/Praga Racing	7	51.471	0.255	0.006	3 89,176
5	203	Edward BRAND	GBR	Formula K	Formula K Europe	7	51.489	0.273	0.018	6 89,145
6	207	Ferenc KANCSAR	AUT	Birel	Kalman Motorsport	7	51.553	0.337	0.064	2 89,035
7	223	Jacob NIELSEN	DEN	Kosmic	Star Karting	7	51.654	0.438	0.101	6 88,860
8	221	Jesse LAZARE	CAN	Formula K	Chapman Racing/Protrain	7	51.671	0.455	0.017	6 88,831
9	213	Thomas BENISRI	FRA	Sodikart	Win Max	7	51.675	0.459	0.004	4 88,824
10	245	Hubert PETIT	FRA	Sodikart	Sodikart Junior Team	7	51.727	0.511	0.052	5 88,735
11	217	Glen VAN DROOGENBROE	BEL	Tonykart	Bouvin Power	7	51.827	0.611	0.100	5 88,564
12	269	John FRIBERG	SWE	Tonykart	Soda Kart	7	51.840	0.624	0.013	2 88,542
13	293	Sandor JAKAB	SVK	Birel	Kalman Motorsport	7	51.843	0.627	0.003	5 88,537
14	303	Giorgio MAGGI	SUI	Tonykart	Blacky Racing	7	51.875	0.659	0.032	5 88,482
15	263	Henry EASTHOPE	GBR	Sodikart	Sodikart Junior Team	7	51.892	0.676	0.017	7 88,453
16	219	Andreas BACKMAN	SWE	Tonykart	Strawberry Racing	7	51.897	0.681	0.005	5 88,444
17	259	Nicolas PICOT	FRA	Sodikart	Kart Pro Racing	7	51.900	0.684	0.003	7 88,439
18	257	Ebba GRANDIN	SWE	Kosmic	Soda Kart	7	51.900	0.684		6 88,439
19	301	Jonathan JOHANSSON	SWE	Gillard	PDB Racing Team	7	51.926	0.710	0.026	4 88,395
20	261	Stephane KOX	NED	Formula K	Formula K Europe	7	51.982	0.766	0.056	4 88,300
21	225	Jeremie LESOUDIER	FRA	Kosmic	PKS	7	51.999	0.783	0.017	4 88,271
22	241	Pierre AUVRAY	FRA	FA Kart	DSS Kart	7	52.071	0.855	0.072	5 88,149
23	227	Matija JURKOVIC	SLO	Formula K	MLM Racing KK	6	52.126	0.910	0.055	5 88,056
24	243	Glenn VAN PARIJS	BEL	Zanardi	Raw Racing Team	7	52.149	0.933	0.023	7 88,017
25	237	Sten Dorian PIIRIMAGI	EST	Tonykart	Aix Racing Team	7	52.208	0.992	0.059	6 87,918
26	233	Manon CHAVAGNE	NED	Topkart	Slangen Karting	7	52.313	1.097	0.105	3 87,741
27	279	Juuso KAUKELIN	FIN	Tonykart	JTL Racing	7	52.351	1.135	0.038	5 87,677
28	255	Moritz OBERHEIM	GER	LH Kart	Matis Motorsport	7	52.360	1.144	0.009	4 87,662
29	275	Benjamin KARLOG	DEN	Tonykart	RS Competition	6	52.558	1.342	0.198	3 87,332
30	283	Marco FORRER	SUI	Mach 1	Kartteam Meier	7	52.724	1.508	0.166	6 87,057



Rotax Euro Challenge 2012 Wackersdorf

Rotax Seniors

Wackersdorf 1,275 Km

Non Qualifying Practice 1 Odd Numbers

11.05.2012 12:00

Practice (7:00 Time) started at 12:00:01

Lap	Time of Day	Lap Tm	S1 Tm	S2 Tm	S3 Tm
(205) Sean BABINGTON					
1	12:02:42.874	1:04.196	24.166	22.934	17.096
2	12:03:34.876	52.002	18.668	16.909	16.425
3	12:04:26.191	51.315	18.404	16.583	16.328
4	12:05:17.567	51.376	18.408	16.594	16.374
5	12:06:08.845	51.278	18.348	16.526	16.404
6	12:07:00.061	51.216	18.339	16.499	16.378
7	12:07:51.685	51.624	18.401	16.667	16.556

Lap	Time of Day	Lap Tm	S1 Tm	S2 Tm	S3 Tm
(211) Shaun SLAVIN					
1	12:02:16.488	52.290	18.779	16.949	16.562
2	12:03:08.296	51.808	18.626	16.713	16.469
3	12:03:59.653	51.357	18.428	16.532	16.397
4	12:04:51.316	51.663	18.515	16.679	16.469
5	12:05:42.960	51.644	18.482	16.692	16.470
6	12:06:34.773	51.813	18.759	16.639	16.415
7	12:07:27.322	52.549	19.390	16.613	16.546

Lap	Time of Day	Lap Tm	S1 Tm	S2 Tm	S3 Tm
(219) Philip MORIN					
1	12:02:38.938	56.196	22.343	17.225	16.628
2	12:03:30.637	51.699	18.654	16.643	16.402
3	12:04:22.166	51.529	18.511	16.613	16.405
4	12:05:13.631	51.465	18.486	16.569	16.410
5	12:06:05.239	51.608	18.618	16.580	16.410
6	12:06:56.914	51.675	18.605	16.585	16.485
7	12:07:48.401	51.487	18.506	16.551	16.430

Lap	Time of Day	Lap Tm	S1 Tm	S2 Tm	S3 Tm
(271) Christopher FRIEDRICH					
1	12:02:33.263	52.513	19.134	16.912	16.467
2	12:03:24.898	51.635	18.548	16.688	16.399
3	12:04:16.369	51.471	18.439	16.687	16.345
4	12:05:08.342	51.973	18.606	16.650	16.717
5	12:06:00.666	52.324	19.210	16.597	16.517
6	12:06:52.945	52.279	19.026	16.695	16.558
7	12:07:45.587	52.642	18.667	16.738	17.237

Lap	Time of Day	Lap Tm	S1 Tm	S2 Tm	S3 Tm
(203) Edward BRAND					
1	12:02:09.864	59.259	21.792	18.550	18.917
2	12:03:04.614	54.750	21.288	16.907	16.555
3	12:03:56.173	51.559	18.475	16.664	16.420
4	12:04:48.724	52.551	19.254	16.803	16.494
5	12:05:40.723	51.999	18.708	16.780	16.511
6	12:06:32.212	51.489	18.385	16.674	16.430
7	12:07:24.575	52.363	18.530	16.611	17.222

Lap	Time of Day	Lap Tm	S1 Tm	S2 Tm	S3 Tm
(207) Ferenc KANCSAR					
1	12:02:40.628	58.036	19.102	22.259	16.675
2	12:03:32.181	51.553	18.578	16.597	16.378
3	12:04:23.985	51.804	18.474	16.681	16.649
4	12:05:15.782	51.797	18.727	16.621	16.449
5	12:06:07.436	51.654	18.502	16.695	16.457
6	12:06:59.009	51.573	18.555	16.564	16.454
7	12:07:50.674	51.665	18.528	16.651	16.486

Lap	Time of Day	Lap Tm	S1 Tm	S2 Tm	S3 Tm
(223) Jacob NIELSEN					
1	12:02:36.669	57.393	20.154	17.700	19.539
2	12:03:31.869	55.200	21.564	17.041	16.595
3	12:04:24.141	52.272	18.639	16.677	16.956
4	12:05:16.339	52.198	18.787	16.838	16.573
5	12:06:08.030	51.691	18.426	16.783	16.482
6	12:06:59.684	51.654	18.648	16.602	16.404
7	12:07:51.892	52.208	18.467	17.134	16.607

Lap	Time of Day	Lap Tm	S1 Tm	S2 Tm	S3 Tm
(221) Jesse LAZARE					
1	12:02:21.408	53.086	18.947	17.217	16.922
2	12:03:13.468	52.060	18.579	16.903	16.578
3	12:04:05.538	52.070	18.653	16.976	16.441
4	12:04:57.677	52.139	18.559	17.003	16.577
5	12:05:49.630	51.953	18.529	16.913	16.511
6	12:06:41.301	51.671	18.591	16.688	16.392
7	12:07:33.091	51.790	18.605	16.711	16.474

Lap	Time of Day	Lap Tm	S1 Tm	S2 Tm	S3 Tm
(213) Thomas BENISRI					
1	12:02:32.617	54.050	20.148	17.252	16.650
2	12:03:24.805	52.188	18.734	16.924	16.530
3	12:04:16.736	51.931	18.835	16.707	16.389
4	12:05:08.411	51.675	18.557	16.686	16.432
5	12:06:00.404	51.993	18.799	16.722	16.472
6	12:06:52.642	52.238	18.667	16.753	16.818
7	12:07:44.553	51.911	18.750	16.657	16.504

Lap	Time of Day	Lap Tm	S1 Tm	S2 Tm	S3 Tm
(245) Hubert PETIT					
1	12:02:14.189	57.702	18.923	19.396	19.383
2	12:03:07.090	52.901	18.943	17.305	16.653
3	12:03:59.062	51.972	18.771	16.702	16.499
4	12:04:51.626	52.564	18.813	17.070	16.681
5	12:05:43.353	51.727	18.604	16.732	16.391
6	12:06:35.725	52.372	18.917	16.918	16.537
7	12:07:27.967	52.242	18.857	16.762	16.623

Lap	Time of Day	Lap Tm	S1 Tm	S2 Tm	S3 Tm
(217) Glen VAN DROOGENBROECK					
1	12:02:34.138	52.514	18.876	16.950	16.688
2	12:03:26.226	52.088	18.676	16.879	16.533
3	12:04:18.145	51.919	18.700	16.750	16.469
4	12:05:10.199	52.054	18.821	16.712	16.521
5	12:06:02.026	51.827	18.662	16.719	16.446
6	12:06:53.959	51.933	18.767	16.637	16.529
7	12:07:46.041	52.082	18.747	16.884	16.451

Lap	Time of Day	Lap Tm	S1 Tm	S2 Tm	S3 Tm
(269) John FRIBERG					
1	12:02:13.265	52.248	18.764	16.897	16.587
2	12:03:05.105	51.840	18.521	16.727	16.592
3	12:03:57.012	51.907	18.509	16.885	16.513
4	12:04:49.743	52.731	18.967	17.166	16.598
5	12:05:41.853	52.110	18.561	17.015	16.534
6	12:06:33.776	51.923	18.511	16.746	16.666
7	12:07:26.321	52.545	18.457	16.723	17.365

Lap	Time of Day	Lap Tm	S1 Tm	S2 Tm	S3 Tm
(293) Sandor JAKAB					
1	12:02:19.224	52.173	18.699	16.973	16.501
2	12:03:11.257	52.033	18.620	16.854	16.559
3	12:04:03.134	51.877	18.610	16.703	16.564
4	12:04:55.108	51.974	18.711	16.730	16.533
5	12:05:46.951	51.843	18.688	16.649	16.506
6	12:06:38.837	51.886	18.671	16.757	16.458
7	12:07:30.757	51.920	18.730	16.697	16.493

Lap	Time of Day	Lap Tm	S1 Tm	S2 Tm	S3 Tm
(303) Giorgio MAGGI					
1	12:02:01.185	53.258	19.410	17.248	16.600
2	12:02:53.335	52.150	18.767	16.882	16.501
3	12:03:45.270	51.935	18.537	16.870	16.528
4	12:04:37.353	52.083	18.667	16.844	16.572
5	12:05:29.228	51.875	18.507	16.806	16.562
6	12:06:22.266	53.038	18.842	16.814	17.382
7	12:07:14.688	52.422	19.118	16.871	16.433

Lap	Time of Day	Lap Tm	S1 Tm	S2 Tm	S3 Tm
(263) Henry EASTHOPE					
1	12:02:08.092	52.630	18.873	17.179	16.578
2	12:03:00.856	52.764	18.797	17.219	16.748
3	12:03:53.892	53.036	19.164	16.888	16.984
4	12:04:46.335	52.443	18.725	16.859	16.859
5	12:05:38.653	52.318	18.692	17.029	16.597
6	12:06:30.634	51.981	18.653	16.862	16.466
7	12:07:22.526	51.892	18.604	16.696	16.592

Lap	Time of Day	Lap Tm	S1 Tm	S2 Tm	S3 Tm
(219) Andreas BACKMAN					
1	12:02:08.771	53.051	19.136	17.233	16.682
2	12:03:00.986	52.215	18.660	16.937	16.618
3	12:03:53.645	52.659	18.795	16.945	16.919
4	12:04:46.065	52.420	18.671	16.820	16.929
5	12:05:37.962	51.897	18.667	16.764	16.466
6	12:06:29.979	52.017	18.759	16.741	16.517
7	12:07:22.107	52.128	18.553	16.741	16.834

Lap	Time of Day	Lap Tm	S1 Tm	S2 Tm	S3 Tm
(259) Nicolas PICOT					





Rotax Euro Challenge 2012 Wackersdorf

Rotax Seniors

Wackersdorf 1,275 Km

Non Qualifying Practice 1 Odd Numbers

11.05.2012 12:00

Practice (7:00 Time) started at 12:00:01

Lap	Time of Day	Lap Tm	S1 Tm	S2 Tm	S3 Tm	Lap	Time of Day	Lap Tm	S1 Tm	S2 Tm	S3 Tm
1	12:02:10.332	53.047	19.191	17.127	16.729	3	12:03:56.044	52.369	18.910	16.871	16.588
2	12:03:02.772	52.440	18.899	16.912	16.629	4	12:04:49.971	53.927	19.795	17.349	16.783
3	12:03:54.743	51.971	18.658	16.760	16.553	5	12:05:42.421	52.450	18.843	16.857	16.750
4	12:04:49.100	54.357	20.658	17.203	16.496	6	12:06:34.629	52.208	18.853	16.789	16.566
5	12:05:41.357	52.257	18.760	16.982	16.515	7	12:07:29.229	54.600	19.290	16.995	18.315
6	12:06:33.884	52.527	18.667	16.934	16.926						
7	12:07:25.784	51.900	18.732	16.781	16.387						
(257) Ebba GRANDIN						(233) Manon CHAVAGNE					
1	12:02:07.232	52.813	19.002	17.142	16.669	1	12:02:11.520	53.328	19.151	17.338	16.839
2	12:02:59.750	52.518	18.914	17.030	16.574	2	12:03:03.311	52.525	19.084	16.849	16.592
3	12:03:53.300	53.550	19.377	17.049	17.124	3	12:03:55.624	52.313	18.824	16.833	16.656
4	12:04:46.708	53.408	18.846	16.751	17.811	4	12:04:49.360	53.736	20.024	17.130	16.582
5	12:05:39.125	52.417	18.904	17.073	16.440	5	12:05:42.504	53.144	18.784	17.378	16.982
6	12:06:31.025	51.900	18.607	16.737	16.556	6	12:06:35.146	52.642	18.958	17.046	16.638
7	12:07:23.139	52.114	18.823	16.862	16.429	7	12:07:30.043	54.897	19.619	16.905	18.373
(301) Jonathan JOHANSSON						(279) Juuso KAUKELIN					
1	12:02:07.086	52.884	18.934	17.174	16.776	1	12:02:04.359	52.839	19.131	17.009	16.699
2	12:02:59.308	52.222	18.677	16.902	16.643	3	12:03:57.336	52.977	19.111	17.146	16.720
3	12:03:51.751	52.443	19.148	16.814	16.481	4	12:04:50.410	53.074	19.044	17.124	16.906
4	12:04:43.677	51.926	18.764	16.771	16.391	5	12:05:42.761	52.351	18.750	16.894	16.707
5	12:05:35.714	52.037	18.892	16.681	16.464	6	12:06:36.199	53.438	19.301	17.150	16.987
6	12:06:31.737	56.023	21.194	17.889	16.940	7	12:07:31.200	55.001	19.050	16.996	18.955
7	12:07:23.796	52.059	18.720	16.731	16.608	(255) Moritz OBERHEIM					
(261) Stephane KOX						1	12:02:29.657	53.267	19.491	17.051	16.725
1	12:02:05.174	54.140	19.935	17.319	16.886	2	12:03:22.303	52.646	19.040	16.835	16.771
2	12:02:59.190	54.016	18.905	17.558	17.553	3	12:04:14.754	52.451	19.030	16.852	16.569
3	12:03:53.022	53.832	19.600	16.958	17.274	4	12:05:07.114	52.360	19.013	16.747	16.600
4	12:04:45.004	51.982	18.722	16.765	16.495	5	12:05:59.790	52.676	18.996	16.965	16.715
5	12:05:37.122	52.118	18.705	16.681	16.732	6	12:06:53.101	53.311	19.071	16.806	17.434
6	12:06:29.483	52.361	19.142	16.675	16.544	7	12:07:45.697	52.596	19.061	16.848	16.687
7	12:07:22.343	52.860	18.807	16.765	17.288	(275) Benjamin KARLOG					
(225) Jeremie LESOUDIER						1	12:02:05.521	53.553	19.548	17.166	16.839
1	12:02:06.854	53.457	19.241	17.457	16.759	2	12:02:58.252	52.731	18.844	17.126	16.761
2	12:02:59.621	52.767	19.142	16.882	16.743	3	12:03:50.810	52.558	18.974	16.944	16.640
3	12:03:52.778	53.157	19.379	16.872	16.906	4	12:04:43.395	52.585	19.132	16.849	16.604
4	12:04:44.777	51.999	18.714	16.747	16.538	5	12:05:36.144	52.749	19.446	16.786	16.517
5	12:05:36.859	52.082	18.652	16.780	16.650	6	12:06:29.263	53.119	19.025	16.832	17.262
6	12:06:29.198	52.339	18.966	16.748	16.625	(283) Marco FORRER					
7	12:07:21.378	52.180	18.727	16.718	16.735	1	12:02:06.015	55.207	20.330	17.629	17.248
(241) Pierre AUVRAY						2	12:02:58.938	52.923	18.901	17.020	17.002
1	12:01:59.794	53.425	19.548	17.163	16.714	3	12:03:54.285	55.347	20.330	17.410	17.607
2	12:02:52.415	52.621	18.962	17.043	16.616	4	12:04:48.082	53.797	20.158	16.954	16.685
3	12:03:44.890	52.475	18.902	16.955	16.618	5	12:05:41.663	53.581	19.669	17.295	16.617
4	12:04:37.414	52.524	18.806	16.921	16.797	6	12:06:34.387	52.724	19.157	16.901	16.666
5	12:05:29.485	52.071	18.740	16.794	16.537	7	12:07:27.593	53.206	19.340	16.874	16.992
6	12:06:21.847	52.362	18.826	16.933	16.603	(227) Matija JURKOVIC					
7	12:07:14.194	52.347	18.851	16.876	16.620	1	12:02:34.532	54.487	20.157	17.446	16.884
(227) Matija JURKOVIC						2	12:03:26.955	52.423	18.883	16.895	16.645
1	12:02:34.532	54.487	20.157	17.446	16.884	3	12:04:19.318	52.363	18.904	16.887	16.572
2	12:03:26.955	52.423	18.883	16.895	16.645	4	12:05:18.571	59.253	24.425	18.209	16.619
3	12:04:19.318	52.363	18.904	16.887	16.572	5	12:06:10.697	52.126	18.938	16.683	16.505
4	12:05:18.571	59.253	24.425	18.209	16.619	6	12:07:02.895	52.198	18.972	16.696	16.530
5	12:06:10.697	52.126	18.938	16.683	16.505	(243) Glenn VAN PARIJS					
6	12:07:02.895	52.198	18.972	16.696	16.530	1	12:02:09.795	56.110	20.032	18.950	17.128
(243) Glenn VAN PARIJS						2	12:03:02.586	52.791	19.009	16.997	16.785
1	12:02:09.795	56.110	20.032	18.950	17.128	3	12:03:55.182	52.596	19.229	16.822	16.545
2	12:03:02.586	52.791	19.009	16.997	16.785	4	12:04:48.200	53.018	19.619	16.864	16.535
3	12:03:55.182	52.596	19.229	16.822	16.545	5	12:05:40.525	52.325	18.917	16.857	16.551
4	12:04:48.200	53.018	19.619	16.864	16.535	6	12:06:32.895	52.370	19.018	16.787	16.565
5	12:05:40.525	52.325	18.917	16.857	16.551	7	12:07:25.044	52.149	18.863	16.741	16.545
6	12:06:32.895	52.370	19.018	16.787	16.565	(237) Sten Dorian PIIRIMAGI					
7	12:07:25.044	52.149	18.863	16.741	16.545	1	12:02:10.980	53.030	19.098	17.048	16.884
(237) Sten Dorian PIIRIMAGI						2	12:03:03.675	52.695	19.203	16.873	16.619
1	12:02:10.980	53.030	19.098	17.048	16.884						
2	12:03:03.675	52.695	19.203	16.873	16.619						

Timekeeping Ingrid and Meik Wagner:

Clerk of the course Nigel Edwards:

Steward (Chairman) Horst Seidel:

Chief Scrutineer Paul Klaassen:

www.mylaps.com
Licensed to: Motorsport Events



Rotax Euro Challenge 2012 Wackersdorf

Rotax Seniors

Wackersdorf 1,275 Km

Non Qualifying Practice 1 Even Numbers

11.05.2012 12:10

Practice (7:00 Time) started at 12:10:03

Pos	No.	Name	Nat.	Chassis	Race Team	Laps	Best Tm	Diff	Gap	In Lap	km/h
1	290	Ukyo SASAHARA	JPN	DR	VPDR	7	51.204			1	89,641
2	250	Ludvig MORIN	SWE	Kosmic	Paul Carr Racing	7	51.261	0.057	0.057	2	89,542
3	254	Harrison SCOTT	GBR	Tonykart	Strawberry Racing	7	51.268	0.064	0.007	6	89,530
4	294	Makino TADASUKE	JPN	Birel	Kalman Motorsport	8	51.304	0.100	0.036	8	89,467
5	208	Charlie EASTWOOD	IRL	Formula K	Protrain Racing	7	51.319	0.115	0.015	7	89,441
6	222	Pierce LEHANE	AUS	Alonso	Dan Holland Racing	7	51.362	0.158	0.043	4	89,366
7	260	Bas de LAAT	NED	Gillard	PDB Racing Team	7	51.378	0.174	0.016	6	89,338
8	212	Jiri FORMAN	GBR	MS Kart	MS Kart Racing Team	7	51.432	0.228	0.054	2	89,244
9	268	Francisco MORA	POR	FA	Cabo do Mundo Kartteam	7	51.435	0.231	0.003	2	89,239
10	234	Ash HAND	GBR	Tonykart	Strawberry Racing	7	51.475	0.271	0.040	3	89,169
11	236	Andy KING	GBR	Tonykart	Strawberry Racing	7	51.504	0.300	0.029	7	89,119
12	266	Petr FULIN	CZE	MS Kart	MS Kart Racing Team	7	51.528	0.324	0.024	2	89,078
13	300	Joel AFFOLTER	NED	Gillard	PDB Racing Team	8	51.530	0.326	0.002	2	89,074
14	270	Santeri VARIS	FIN	Tonykart	JTL Racing	6	51.630	0.426	0.100	2	88,902
15	218	Nicolai NIELSEN	DEN	TBA	Star Karting	7	51.643	0.439	0.013	2	88,879
16	238	Alexandre FINKELSTEIN	FRA	Tonykart	MD Competition	7	51.648	0.444	0.005	5	88,871
17	272	Jules COUSIN	FRA	FA Kart	DSS Kart	7	51.655	0.451	0.007	3	88,859
18	216	Bryan EERDEN	NED	Gillard	PDB Racing Team	7	51.690	0.486	0.035	4	88,799
19	230	Charlie TURNER	GBR	CRG	Coles Racing	7	51.695	0.491	0.005	3	88,790
20	252	Juuso PYKALAINEN	FIN	Tonykart	MPT Racing	8	51.707	0.503	0.012	5	88,769
21	258	Mikkel JOHNSEN	DEN	Intrepid	DMT Racing	7	51.751	0.547	0.044	4	88,694
22	240	Petr BEZEL	CZE	MS Kart	MS Kart Racing Team	7	51.762	0.558	0.011	7	88,675
23	296	Josh HART	NZE	Birel	Kalman Motorsport	5	51.762	0.558		2	88,675
24	288	Cecile MARTINI	FRA	Sodikart	Martini Racing	7	51.809	0.605	0.047	3	88,595
25	220	Mathias SMITH	DEN	Kosmic	Star Karting	7	51.820	0.616	0.011	2	88,576
26	280	Brandon NILSSON	SWE	Exprit	Brandon Racing	7	51.872	0.668	0.052	5	88,487
27	226	Erik STILLMANN	SWE	Sodikart	Wallberg Motorsport	7	51.883	0.679	0.011	2	88,468
28	302	Kevin MINIER	FRA	Tonykart	MD Competition	7	51.891	0.687	0.008	2	88,455
29	246	Sabedin Berat TURKER	TUR	Formula K	Protrain Racing	7	51.895	0.691	0.004	5	88,448
30	214	Michael COOL	BEL	Tonykart	Bouvin Power	7	51.905	0.701	0.010	7	88,431
31	224	Aavo TALVAR	EST	Intrepid	Talvar Racing	7	51.912	0.708	0.007	6	88,419
32	286	Lukasz BARTOSZUK	POL	Praga	Uniq Racing	6	51.929	0.725	0.017	3	88,390
33	242	Miroslav KOVAR	CZE	MS Kart	MS Kart Racing Team	7	51.946	0.742	0.017	3	88,361
34	244	Eva BENES	FRA	Kosmic	PKS	7	51.947	0.743	0.001	7	88,359
35	232	James SINGLETON	GBR	CRG	Coles Racing	7	51.948	0.744	0.001	3	88,358
36	262	Alex ENGBLOM	SWE	Tonykart	Soda Kart	3	51.970	0.766	0.022	2	88,320
37	278	Barrie PULLINGER	GBR	Alonso	Dan Holland Racing	7	52.027	0.823	0.057	7	88,223
38	248	Artem KOROLEV	CAN	Intrepid	Team TKP	6	52.066	0.862	0.039	2	88,157
39	306	Kevin KEMMLING	GER	Formula K	Kartschmie.de	7	52.097	0.893	0.031	2	88,105
40	304	Oliver NORRIS	GBR	Tonykart	RL Racing Dept Ltd	7	52.106	0.902	0.009	3	88,090
41	284	Oliver MYERS	GBR	Tonykart	Coles Racing	6	52.634	1.430	0.528	3	87,206

Timekeeping Ingrid and Meik Wagner:

Clerk of the course Nigel Edwards:

www.mylaps.com

Steward (Chairman) Horst Seidel:

Chief Scrutineer Paul Klaassen:

Licensed to: Motorsport Events

Printed: 11.05.2012 12:18:22

posted at:

h



Rotax Euro Challenge 2012 Wackersdorf

Rotax Seniors

Wackersdorf 1,275 Km

Non Qualifying Practice 1 Even Numbers

11.05.2012 12:10

Practice (7:00 Time) started at 12:10:15

Lap	Time of Day	Lap Tm	S1 Tm	S2 Tm	S3 Tm	Lap	Time of Day	Lap Tm	S1 Tm	S2 Tm	S3 Tm
(290) Ukyo SASAHARA						(268) Francisco MORA					
1	12:12:21.305	51.204	18.426	16.471	16.307	1	12:12:17.081	51.828	18.707	16.733	16.388
2	12:13:12.550	51.245	18.521	16.481	16.243	2	12:13:08.516	51.435	18.487	16.571	16.377
3	12:14:03.822	51.272	18.476	16.465	16.331	3	12:14:00.091	51.575	18.626	16.543	16.406
4	12:14:56.383	52.561	18.420	16.552	17.589	4	12:14:51.994	51.903	18.647	16.732	16.524
5	12:15:48.387	52.004	18.965	16.591	16.448	5	12:15:43.621	51.627	18.533	16.618	16.476
6	12:16:40.164	51.777	18.643	16.649	16.485	6	12:16:35.255	51.634	18.550	16.622	16.462
7	12:17:31.883	51.719	18.682	16.587	16.450	7	12:17:27.132	51.877	18.762	16.645	16.470
(250) Ludvig MORIN						(234) Ash HAND					
1	12:12:03.380	53.179	19.934	16.834	16.411	1	12:11:56.102	51.952	18.868	16.702	16.382
2	12:12:54.641	51.261	18.381	16.633	16.247	2	12:12:47.598	51.496	18.486	16.602	16.408
3	12:13:46.001	51.360	18.548	16.484	16.328	3	12:13:39.073	51.475	18.569	16.556	16.350
4	12:14:37.745	51.744	18.546	16.741	16.457	4	12:14:30.803	51.730	18.559	16.646	16.525
5	12:15:29.239	51.494	18.611	16.572	16.311	5	12:15:22.360	51.557	18.502	16.604	16.451
6	12:16:20.543	51.304	18.435	16.585	16.284	6	12:16:14.230	51.870	18.634	16.631	16.605
7	12:17:12.094	51.551	18.555	16.665	16.331	7	12:17:06.863	52.633	18.676	16.696	17.261
(254) Harrison SCOTT						(236) Andy KING					
1	12:12:11.537	51.672	18.596	16.663	16.413	1	12:11:57.750	51.667	18.484	16.735	16.448
2	12:13:02.914	51.377	18.575	16.507	16.295	2	12:12:49.398	51.648	18.606	16.643	16.399
3	12:13:54.290	51.376	18.528	16.502	16.346	3	12:13:41.081	51.683	18.623	16.684	16.376
4	12:14:48.043	53.753	18.541	18.794	16.418	4	12:14:32.793	51.712	18.593	16.562	16.557
5	12:15:39.496	51.453	18.673	16.486	16.294	5	12:15:24.415	51.622	18.655	16.606	16.361
6	12:16:30.764	51.268	18.402	16.541	16.325	6	12:16:15.996	51.581	18.536	16.557	16.488
7	12:17:22.430	51.666	18.753	16.562	16.351	7	12:17:07.500	51.504	18.559	16.574	16.371
(294) Makino TADASUKE						(266) Petr FULIN					
1	12:11:52.842	53.769	19.615	16.967	17.187	1	12:11:59.095	52.164	18.944	16.737	16.483
2	12:12:45.090	52.248	18.242	17.523	16.483	2	12:12:50.623	51.528	18.529	16.637	16.362
3	12:13:36.508	51.418	18.463	16.570	16.385	3	12:13:42.639	52.016	18.635	16.884	16.497
4	12:14:28.387	51.879	18.244	17.155	16.480	4	12:14:34.289	51.650	18.617	16.711	16.322
5	12:15:19.808	51.421	18.545	16.550	16.326	5	12:15:26.185	51.896	18.722	16.778	16.396
6	12:16:11.189	51.381	18.401	16.597	16.383	6	12:16:18.320	52.135	18.996	16.690	16.449
7	12:17:02.571	51.382	18.491	16.533	16.358	7	12:17:10.388	52.068	18.779	16.840	16.449
8	12:17:53.875	51.304	18.421	16.502	16.381	(300) Joel AFFOLTER					
(208) Charlie EASTWOOD						1	12:11:47.189	51.832	18.748	16.651	16.433
1	12:12:12.832	51.803	18.704	16.634	16.465	2	12:12:38.719	51.530	18.544	16.625	16.361
2	12:13:04.403	51.571	18.665	16.587	16.319	3	12:13:30.502	51.783	18.576	16.728	16.479
3	12:13:55.799	51.396	18.612	16.498	16.286	4	12:14:22.295	51.793	18.570	16.597	16.626
4	12:14:47.467	51.668	18.593	16.713	16.362	5	12:15:14.761	52.466	19.485	16.622	16.359
5	12:15:41.706	54.239	20.820	17.074	16.345	6	12:16:06.709	51.948	18.669	16.677	16.602
6	12:16:33.083	51.377	18.559	16.512	16.306	7	12:16:58.641	51.932	18.907	16.612	16.413
7	12:17:24.402	51.319	18.511	16.507	16.301	8	12:17:50.980	52.339	18.877	16.549	16.913
(222) Pierce LEHANE						(270) Santeri VARIS					
1	12:11:58.709	52.398	19.282	16.726	16.390	1	12:11:46.870	52.113	18.784	16.840	16.489
2	12:12:50.182	51.473	18.503	16.521	16.449	2	12:12:38.500	51.630	18.617	16.632	16.381
3	12:13:41.930	51.748	18.665	16.685	16.398	3	12:13:30.198	51.698	18.590	16.761	16.347
4	12:14:33.292	51.362	18.528	16.556	16.278	4	12:14:21.875	51.677	18.553	16.632	16.492
5	12:15:25.061	51.769	18.832	16.632	16.305	5	12:15:13.587	51.712	18.645	16.650	16.417
6	12:16:16.683	51.622	18.527	16.572	16.523	6	12:16:16.115	1:02.528	18.629	16.721	27.178
7	12:17:08.281	51.598	18.612	16.639	16.347	(218) Nicolai NIELSEN					
(260) Bas de LAAT						1	12:12:13.314	51.820	18.788	16.669	16.363
1	12:11:48.740	51.866	18.637	16.687	16.542	2	12:13:04.957	51.643	18.607	16.643	16.393
2	12:12:40.363	51.623	18.600	16.641	16.382	3	12:13:56.747	51.790	18.718	16.642	16.430
3	12:13:35.656	55.293	20.788	17.699	16.806	4	12:14:48.647	51.900	18.787	16.689	16.424
4	12:14:30.289	54.633	18.631	17.854	18.148	5	12:15:40.671	52.024	18.854	16.691	16.479
5	12:15:23.478	53.189	18.650	17.082	17.457	6	12:16:32.792	52.121	18.659	16.992	16.470
6	12:16:14.856	51.378	18.445	16.573	16.360	7	12:17:24.828	52.036	18.916	16.703	16.417
7	12:17:06.647	51.791	18.659	16.737	16.395	(238) Alexandre FINKELSTEIN					
(212) Jiri FORMAN						1	12:11:51.015	52.445	19.003	16.931	16.511
1	12:12:14.688	51.617	18.532	16.677	16.408	2	12:12:43.138	52.123	18.939	16.636	16.548
2	12:13:06.120	51.432	18.497	16.631	16.304	3	12:13:35.194	52.056	18.888	16.673	16.495
3	12:13:57.640	51.520	18.583	16.584	16.353	4	12:14:31.171	55.977	19.260	19.056	17.661
4	12:14:49.230	51.590	18.604	16.630	16.356	5	12:15:22.819	51.648	18.641	16.620	16.387
5	12:15:40.801	51.571	18.623	16.588	16.360	6	12:16:14.569	51.750	18.606	16.622	16.522
6	12:16:32.594	51.793	18.607	16.700	16.486	7	12:17:06.952	52.383	19.065	16.906	16.412
7	12:17:24.217	51.623	18.584	16.601	16.438						



Rotax Euro Challenge 2012 Wackersdorf

Rotax Seniors

Wackersdorf 1,275 Km

Non Qualifying Practice 1 Even Numbers

11.05.2012 12:10

Practice (7:00 Time) started at 12:10:15

Lap	Time of Day	Lap Tm	S1 Tm	S2 Tm	S3 Tm
(272) Jules COUSIN					
1	12:12:02.887	52.119	18.941	16.665	16.513
2	12:12:55.003	52.116	19.066	16.685	16.365
3	12:13:46.658	51.655	18.614	16.567	16.474
4	12:14:38.722	52.064	18.844	16.737	16.483
5	12:15:35.781	57.059	18.779	16.715	21.565
6	12:16:27.981	52.200	18.740	16.706	16.754
7	12:17:19.704	51.723	18.671	16.664	16.388

(216) Bryan EERDEN					
1	12:11:45.567	52.149	18.962	16.720	16.467
2	12:12:37.318	51.751	18.735	16.585	16.431
3	12:13:29.078	51.760	18.674	16.641	16.445
4	12:14:20.768	51.690	18.705	16.610	16.375
5	12:15:12.660	51.892	18.691	16.648	16.553
6	12:16:07.170	54.510	19.779	17.865	16.866
7	12:17:00.846	53.676	19.028	16.819	17.829

(230) Charlie TURNER					
1	12:11:52.016	52.690	19.097	17.013	16.580
2	12:12:45.223	53.207	19.532	16.968	16.707
3	12:13:36.918	51.695	18.681	16.577	16.437
4	12:14:29.149	52.231	18.873	16.767	16.591
5	12:15:21.491	52.342	18.812	16.857	16.673
6	12:16:13.868	52.377	18.984	16.812	16.581
7	12:17:06.383	52.515	18.908	16.992	16.615

(252) Juuso PYKALAINEN					
1	12:11:46.250	52.043	18.704	16.836	16.503
2	12:12:38.127	51.877	18.454	16.872	16.551
3	12:13:29.938	51.811	18.529	16.805	16.477
4	12:14:22.395	52.457	18.612	16.933	16.912
5	12:15:14.102	51.707	18.591	16.674	16.442
6	12:16:06.538	52.436	18.681	17.041	16.714
7	12:16:59.101	52.563	19.325	16.695	16.543
8	12:17:50.974	51.873	18.684	16.679	16.510

(258) Mikkel JOHNSEN					
1	12:11:57.565	52.171	18.808	16.866	16.497
2	12:12:49.850	52.285	18.982	16.768	16.535
3	12:13:42.365	52.515	19.210	16.732	16.573
4	12:14:34.116	51.751	18.613	16.711	16.427
5	12:15:26.436	52.320	19.170	16.717	16.433
6	12:16:19.399	52.963	19.660	16.843	16.460
7	12:17:12.171	52.772	18.842	16.694	17.236

(240) Petr BEZEL					
1	12:12:00.590	51.925	18.765	16.695	16.465
2	12:12:52.771	52.181	18.541	16.770	16.870
3	12:13:44.658	51.887	18.618	16.802	16.467
4	12:14:37.003	52.345	18.942	16.684	16.719
5	12:15:28.858	51.855	18.736	16.667	16.452
6	12:16:21.107	52.249	19.175	16.633	16.441
7	12:17:12.869	51.762	18.679	16.640	16.443

(296) Josh HART					
1	12:12:18.380	53.004	19.840	16.748	16.416
2	12:13:10.142	51.762	18.649	16.667	16.446
3	12:14:02.928	52.786	18.801	16.676	17.309
4	12:16:38.869	2:35.941	2:02.722	16.744	16.475
5	12:17:30.762	51.893	18.688	16.667	16.538

(288) Cecile MARTINI					
1	12:11:51.569	52.572	19.002	17.096	16.474
2	12:12:45.476	53.907	20.208	17.107	16.592
3	12:13:37.285	51.809	18.608	16.719	16.482
4	12:14:29.601	52.316	18.827	16.865	16.624
5	12:15:21.866	52.265	19.060	16.780	16.425
6	12:16:14.402	52.536	18.792	16.736	17.008
7	12:17:06.544	52.142	18.655	16.960	16.527

(220) Mathias SMITH					
1	12:11:59.747	53.042	19.764	16.796	16.482

2	12:12:51.567	51.820	18.618	16.730	16.472
3	12:13:43.493	51.926	18.762	16.584	16.580
4	12:14:38.305	54.812	21.417	16.961	16.434
5	12:15:30.654	52.349	18.933	16.788	16.628
6	12:16:23.017	52.363	18.639	16.714	17.010
7	12:17:17.059	54.042	19.824	17.137	17.081

(280) Brandon NILSSON					
1	12:12:08.393	52.191	18.982	16.686	16.523
2	12:13:00.454	52.061	18.760	16.791	16.510
3	12:13:52.866	52.412	19.123	16.718	16.571
4	12:14:46.473	53.607	19.405	17.731	16.471
5	12:15:38.345	51.872	18.698	16.689	16.485
6	12:16:31.337	52.992	18.896	17.614	16.482
7	12:17:23.471	52.134	18.703	16.757	16.674

(226) Erik STILLMANN					
1	12:11:56.590	52.073	18.768	16.904	16.401
2	12:12:48.473	51.883	18.612	16.887	16.384
3	12:13:40.586	52.113	18.665	16.928	16.520
4	12:14:32.932	52.346	18.775	17.109	16.462
5	12:15:25.735	52.803	19.457	16.934	16.412
6	12:16:17.870	52.135	18.690	16.968	16.477
7	12:17:09.863	51.993	18.708	16.777	16.508

(302) Kevin MINIER					
1	12:12:05.255	52.160	18.936	16.732	16.492
2	12:12:57.146	51.891	18.828	16.636	16.427
3	12:13:49.132	51.986	18.946	16.646	16.394
4	12:14:41.239	52.107	18.950	16.709	16.448
5	12:15:33.205	51.966	18.883	16.598	16.485
6	12:16:25.212	52.007	18.823	16.637	16.547
7	12:17:17.316	52.104	18.881	16.701	16.522

(246) Sabedin Berat TURKER					
1	12:12:07.071	53.403	19.597	17.101	16.705
2	12:12:59.272	52.201	18.780	16.750	16.671
3	12:13:51.243	51.971	18.625	16.808	16.538
4	12:14:43.369	52.126	18.759	16.842	16.525
5	12:15:35.264	51.895	18.579	16.776	16.540
6	12:16:27.437	52.173	18.883	16.784	16.506
7	12:17:19.488	52.051	18.747	16.808	16.496

(214) Michael COOL					
1	12:11:53.673	55.497	21.163	16.853	17.481
2	12:12:47.887	54.214	20.506	17.198	16.510
3	12:13:43.185	55.298	19.970	17.105	18.223
4	12:14:42.730	59.545	24.526	17.857	17.162
5	12:15:34.905	52.175	18.802	16.765	16.608
6	12:16:28.518	53.613	20.394	16.743	16.476
7	12:17:20.423	51.905	18.701	16.731	16.473

(224) Aavo TALVAR					
1	12:12:06.300	52.669	19.192	16.799	16.678
2	12:12:58.417	52.117	19.001	16.620	16.496
3	12:13:50.436	52.019	18.933	16.661	16.425
4	12:14:42.451	52.015	18.892	16.657	16.466
5	12:15:34.776	52.325	18.885	16.739	16.701
6	12:16:26.688	51.912	18.815	16.596	16.501
7	12:17:18.778	52.090	18.964	16.587	16.539

(286) Lukasz BARTOSZUK					
1	12:12:21.764	52.473	18.765	16.784	16.924
2	12:13:13.927	52.163	18.899	16.809	16.455
3	12:14:05.856	51.929	18.819	16.644	16.466
4	12:14:57.904	52.048	18.814	16.702	16.532
5	12:15:50.299	52.395	18.988	16.900	16.507
6	12:16:43.697	53.398	18.886	16.789	17.723

(242) Miroslav KOVAR					
1	12:12:01.468	51.967	18.791	16.704	16.472
2	12:12:53.418	51.950	18.752	16.738	16.460
3	12:13:45.364	51.946	18.847	16.666	16.433



Rotax Euro Challenge 2012 Wackersdorf

Rotax Seniors

Wackersdorf 1,275 Km

Non Qualifying Practice 1 Even Numbers

11.05.2012 12:10

Practice (7:00 Time) started at 12:10:15

Lap	Time of Day	Lap Tm	S1 Tm	S2 Tm	S3 Tm
4	12:14:38.021	52.657	18.957	17.116	16.584
5	12:15:30.117	52.096	18.938	16.749	16.409
6	12:16:23.077	52.960	19.046	17.029	16.885
7	12:17:15.619	52.542	19.183	16.795	16.564

(244) Eva BENES

1	12:12:08.654	52.661	19.354	16.807	16.500
2	12:13:00.738	52.084	18.825	16.743	16.516
3	12:13:53.145	52.407	19.221	16.733	16.453
4	12:14:46.033	52.888	19.457	16.919	16.512
5	12:15:38.007	51.974	18.775	16.723	16.476
6	12:16:29.972	51.965	18.845	16.660	16.460
7	12:17:21.919	51.947	18.764	16.757	16.426

(232) James SINGLETON

1	12:11:51.421	52.979	19.254	17.230	16.495
2	12:12:44.446	53.025	19.546	16.767	16.712
3	12:13:36.394	51.948	18.837	16.663	16.448
4	12:14:29.547	53.153	19.512	16.826	16.815
5	12:15:21.562	52.015	18.858	16.635	16.522
6	12:16:13.555	51.993	18.710	16.656	16.627
7	12:17:05.783	52.228	18.915	16.744	16.569

(262) Alex ENGBLOM

1	12:12:18.840	53.017	19.768	16.757	16.492
2	12:13:10.810	51.970	18.728	16.710	16.532
3	12:14:02.891	52.081	18.770	16.802	16.509

(278) Barrie PULLINGER

1	12:11:59.988	52.125	18.841	16.826	16.458
2	12:12:52.635	52.647	18.579	17.458	16.610
3	12:13:44.881	52.246	19.088	16.716	16.442
4	12:14:37.546	52.665	19.120	16.846	16.699
5	12:15:29.889	52.343	19.117	16.767	16.459
6	12:16:22.123	52.234	19.026	16.747	16.461
7	12:17:14.150	52.027	18.722	16.788	16.517

(248) Artem KOROLEV

1	12:12:13.645	52.240	19.135	16.638	16.467
2	12:13:05.711	52.066	18.686	16.838	16.542
3	12:13:58.022	52.311	19.161	16.722	16.428
4	12:14:50.851	52.829	18.695	17.484	16.650
5	12:15:43.093	52.242	18.975	16.725	16.542
6	12:16:36.742	53.649	19.373	16.932	17.344

(306) Kevin KEMMLING

1	12:12:08.119	52.342	18.935	16.885	16.522
2	12:13:00.216	52.097	18.295	17.258	16.544
3	12:13:53.012	52.796	19.553	16.717	16.526
4	12:14:45.573	52.561	19.116	16.892	16.553
5	12:15:37.854	52.281	18.915	16.869	16.497
6	12:16:30.600	52.746	19.268	16.732	16.746
7	12:17:23.865	53.265	19.206	16.809	17.250

(304) Oliver NORRIS

1	12:11:59.606	52.321	19.057	16.723	16.541
2	12:12:51.756	52.150	18.636	16.994	16.520
3	12:13:43.862	52.106	18.967	16.620	16.519
4	12:14:37.623	53.761	19.286	16.839	17.636
5	12:15:30.560	52.937	19.496	16.865	16.576
6	12:16:23.218	52.658	19.038	16.755	16.865
7	12:17:15.970	52.752	19.342	16.777	16.633

(284) Oliver MYERS

1	12:11:57.042	53.182	19.660	16.921	16.601
2	12:12:50.928	53.886	19.113	17.346	17.427
3	12:13:43.562	52.634	18.914	16.850	16.870
4	12:14:37.964	54.402	19.385	17.048	17.969
5	12:16:39.838	2:01.874	1:28.172	16.995	16.707
6	12:17:33.191	53.353	19.242	16.801	17.310



Rotax Euro Challenge 2012 Wackersdorf

Rotax Seniors

Wackersdorf 1,275 Km

Non Qualifying Practice 2 Odd Numbers

11.05.2012 14:00

Practice (7:00 Time) started at 14:00:01

Pos	No.	Name	Nat.	Chassis	Race Team	Laps	Best Tm	Diff	Gap In Lap	km/h
1	203	Edward BRAND	GBR	Formula K	Formula K Europe	7	50.907			6 90,164
2	293	Sandor JAKAB	SVK	Birel	Kalman Motorsport	7	51.161	0.254	0.254	2 89,717
3	207	Ferenc KANCSAR	AUT	Birel	Kalman Motorsport	7	51.168	0.261	0.007	4 89,705
4	221	Jesse LAZARE	CAN	Formula K	Chapman Racing/Protrain	6	51.179	0.272	0.011	3 89,685
5	299	Philip MORIN	SWE	Alonso	Dan Holland Racing	7	51.194	0.287	0.015	2 89,659
6	223	Jacob NIELSEN	DEN	Kosmic	Star Karting	7	51.200	0.293	0.006	3 89,648
7	271	Christopher FRIEDRICH	GER	Praga	M-Tec/Praga Racing	7	51.211	0.304	0.011	3 89,629
8	211	Shaun SLAVIN	GBR	Formula K	Formula K Europe	7	51.212	0.305	0.001	3 89,627
9	205	Sean BABINGTON	GBR	Alonso	Dan Holland Racing	7	51.257	0.350	0.045	5 89,549
10	261	Stephane KOX	NED	Formula K	Formula K Europe	7	51.314	0.407	0.057	5 89,449
11	269	John FRIBERG	SWE	Tonykart	Soda Kart	7	51.324	0.417	0.010	6 89,432
12	213	Thomas BENISRI	FRA	Sodikart	Win Max	7	51.375	0.468	0.051	3 89,343
13	219	Andreas BACKMAN	SWE	Tonykart	Strawberry Racing	7	51.425	0.518	0.050	4 89,256
14	217	Glen VAN DROOGENBROE	BEL	Tonykart	Bouvin Power	6	51.470	0.563	0.045	4 89,178
15	255	Moritz OBERHEIM	GER	LH Kart	Matis Motorsport	7	51.482	0.575	0.012	3 89,157
16	303	Giorgio MAGGI	SUI	Tonykart	Blacky Racing	7	51.577	0.670	0.095	7 88,993
17	263	Henry EASTHOPE	GBR	Sodikart	Sodikart Junior Team	7	51.637	0.730	0.060	4 88,890
18	259	Nicolas PICOT	FRA	Sodikart	Kart Pro Racing	7	51.679	0.772	0.042	4 88,818
19	241	Pierre AUVRAY	FRA	FA Kart	DSS Kart	7	51.688	0.781	0.009	7 88,802
20	237	Sten Dorian PIIRIMAGI	EST	Tonykart	Aix Racing Team	7	51.711	0.804	0.023	7 88,763
21	225	Jeremie LESOUDIER	FRA	Kosmic	PKS	7	51.711	0.804		6 88,763
22	227	Matija JURKOVIC	SLO	Formula K	MLM Racing KK	7	51.742	0.835	0.031	6 88,709
23	245	Hubert PETIT	FRA	Sodikart	Sodikart Junior Team	7	51.779	0.872	0.037	2 88,646
24	301	Jonathan JOHANSSON	SWE	Gillard	PDB Racing Team	7	51.788	0.881	0.009	2 88,631
25	243	Glenn VAN PARIJS	BEL	Zanardi	Raw Racing Team	7	51.827	0.920	0.039	2 88,564
26	267	Max RENBERG	SWE	Tonykart	Soda Kart	7	51.891	0.984	0.064	4 88,455
27	257	Ebba GRANDIN	SWE	Kosmic	Soda Kart	7	51.895	0.988	0.004	3 88,448
28	275	Benjamin KARLOG	DEN	Tonykart	RS Competition	7	52.005	1.098	0.110	6 88,261
29	279	Juuso KAUKELIN	FIN	Tonykart	JTL Racing	7	52.134	1.227	0.129	6 88,042
30	233	Manon CHAVAGNE	NED	Topkart	Slangen Karting	7	52.148	1.241	0.014	6 88,019
31	283	Marco FORRER	SUI	Mach 1	Kartteam Meier	7	52.494	1.587	0.346	6 87,439



Rotax Euro Challenge 2012 Wackersdorf

Rotax Seniors

Wackersdorf 1,275 Km

Non Qualifying Practice 2 Odd Numbers

11.05.2012 14:00

Practice (7:00 Time) started at 14:00:01

Lap	Time of Day	Lap Tm	S1 Tm	S2 Tm	S3 Tm
(203) Edward BRAND					
1	14:02:25.803	51.376	18.399	16.704	16.273
2	14:03:16.959	51.156	18.272	16.632	16.252
3	14:04:08.139	51.180	18.294	16.469	16.417
4	14:04:59.761	51.622	18.652	16.655	16.315
5	14:05:50.942	51.181	18.383	16.526	16.272
6	14:06:41.849	50.907	18.301	16.423	16.183
7	14:07:33.977	52.128	18.616	16.566	16.946
(293) Sandor JAKAB					
1	14:02:26.241	51.604	18.538	16.626	16.440
2	14:03:17.402	51.161	18.322	16.568	16.271
3	14:04:08.893	51.491	18.411	16.691	16.389
4	14:05:00.849	51.956	18.947	16.560	16.449
5	14:05:52.330	51.481	18.419	16.675	16.387
6	14:06:44.010	51.680	18.700	16.587	16.393
7	14:07:35.531	51.521	18.543	16.579	16.399
(207) Ferenc KANCZAR					
1	14:02:38.633	51.598	18.606	16.607	16.385
2	14:03:29.982	51.349	18.496	16.499	16.354
3	14:04:21.289	51.307	18.529	16.419	16.359
4	14:05:12.457	51.168	18.356	16.484	16.328
5	14:06:03.792	51.335	18.391	16.542	16.402
6	14:06:55.344	51.552	18.562	16.539	16.451
7	14:07:49.280	53.936	18.420	16.538	18.978
(221) Jesse LAZARE					
1	14:03:28.165	52.779	18.999	16.902	16.878
2	14:04:19.891	51.726	18.396	16.803	16.527
3	14:05:11.070	51.179	18.376	16.526	16.277
4	14:06:02.350	51.280	18.337	16.515	16.428
5	14:06:54.542	52.192	18.670	16.889	16.633
6	14:07:45.877	51.335	18.385	16.571	16.379
(299) Philip MORIN					
1	14:02:27.430	51.441	18.509	16.579	16.353
2	14:03:18.624	51.194	18.493	16.401	16.300
3	14:04:10.070	51.446	18.591	16.561	16.294
4	14:05:01.627	51.557	18.399	16.741	16.417
5	14:05:52.876	51.249	18.362	16.484	16.403
6	14:06:44.633	51.757	18.727	16.640	16.390
7	14:07:36.120	51.487	18.545	16.474	16.468
(223) Jacob NIELSEN					
1	14:02:33.067	52.002	18.871	16.717	16.414
2	14:03:24.307	51.240	18.381	16.558	16.301
3	14:04:15.507	51.200	18.402	16.508	16.290
4	14:05:06.969	51.462	18.344	16.761	16.357
5	14:05:58.314	51.345	18.327	16.587	16.431
6	14:06:49.765	51.451	18.634	16.516	16.301
7	14:07:42.227	52.462	18.849	17.066	16.547
(271) Christopher FRIEDRICH					
1	14:02:35.746	51.915	18.827	16.754	16.334
2	14:03:26.985	51.239	18.415	16.473	16.351
3	14:04:18.196	51.211	18.542	16.440	16.297
4	14:05:09.481	51.285	18.406	16.510	16.369
5	14:06:00.900	51.419	18.532	16.596	16.291
6	14:06:52.171	51.271	18.517	16.469	16.285
7	14:07:44.430	52.259	18.561	16.523	17.175
(211) Shaun SLAVIN					
1	14:02:35.206	51.927	18.714	16.693	16.520
2	14:03:26.508	51.302	18.440	16.538	16.324
3	14:04:17.720	51.212	18.478	16.437	16.297
4	14:05:09.082	51.362	18.552	16.528	16.282
5	14:06:00.432	51.350	18.610	16.435	16.305
6	14:06:51.711	51.279	18.543	16.429	16.307
7	14:07:43.087	51.376	18.528	16.500	16.348
(205) Sean BABINGTON					

Lap	Time of Day	Lap Tm	S1 Tm	S2 Tm	S3 Tm
1	14:02:32.528	52.079	18.753	16.864	16.462
2	14:03:23.935	51.407	18.552	16.523	16.332
3	14:04:15.262	51.327	18.475	16.505	16.347
4	14:05:06.628	51.366	18.474	16.530	16.362
5	14:05:57.885	51.257	18.329	16.543	16.385
6	14:06:49.339	51.454	18.614	16.582	16.258
7	14:07:41.313	51.974	18.832	16.685	16.457
(261) Stephane KOX					
1	14:02:36.285	52.249	19.176	16.671	16.402
2	14:03:27.963	51.678	18.477	16.713	16.488
3	14:04:19.356	51.393	18.439	16.582	16.372
4	14:05:10.713	51.357	18.360	16.575	16.422
5	14:06:02.027	51.314	18.471	16.501	16.342
6	14:06:53.826	51.799	18.789	16.639	16.371
7	14:07:45.435	51.609	18.461	16.642	16.506
(269) John FRIBERG					
1	14:02:28.660	51.558	18.451	16.691	16.416
2	14:03:20.276	51.616	18.588	16.626	16.402
3	14:04:11.630	51.354	18.460	16.465	16.429
4	14:05:03.045	51.415	18.387	16.634	16.394
5	14:05:55.320	52.275	19.310	16.597	16.368
6	14:06:46.644	51.324	18.428	16.589	16.307
7	14:07:39.258	52.614	18.607	16.685	17.322
(213) Thomas BENISRI					
1	14:02:28.309	51.662	18.483	16.712	16.467
2	14:03:19.702	51.393	18.600	16.474	16.319
3	14:04:11.077	51.375	18.556	16.496	16.323
4	14:05:02.685	51.608	18.504	16.518	16.586
5	14:05:54.173	51.488	18.556	16.546	16.386
6	14:06:46.366	52.193	18.767	17.023	16.403
7	14:07:39.559	53.193	19.060	16.644	17.489
(219) Andreas BACKMAN					
1	14:02:19.511	1:01.999	23.301	21.804	16.894
2	14:03:11.387	51.876	18.679	16.850	16.347
3	14:04:03.430	52.043	18.739	16.869	16.435
4	14:04:54.855	51.425	18.466	16.638	16.321
5	14:05:47.042	52.187	18.712	17.141	16.334
6	14:06:38.850	51.808	18.644	16.749	16.415
7	14:07:30.655	51.805	18.768	16.657	16.380
(217) Glen VAN DROOGENBROECK					
1	14:02:50.948	51.748	18.584	16.910	16.254
2	14:03:42.630	51.682	18.613	16.693	16.376
3	14:04:34.281	51.651	18.637	16.715	16.299
4	14:05:25.751	51.470	18.477	16.608	16.385
5	14:06:17.234	51.483	18.566	16.551	16.366
6	14:07:08.797	51.563	18.653	16.570	16.340
(255) Moritz OBERHEIM					
1	14:02:33.572	52.160	19.102	16.637	16.421
2	14:03:25.059	51.487	18.676	16.479	16.332
3	14:04:16.541	51.482	18.663	16.458	16.361
4	14:05:08.676	52.135	18.726	16.521	16.888
5	14:06:01.414	52.738	19.596	16.617	16.525
6	14:06:54.921	53.507	19.555	16.737	17.215
7	14:07:46.624	51.703	18.651	16.550	16.502
(303) Giorgio MAGGI					
1	14:02:25.087	52.221	18.885	16.951	16.385
2	14:03:16.709	51.622	18.657	16.584	16.381
3	14:04:08.553	51.844	18.792	16.720	16.332
4	14:05:01.083	52.530	18.987	16.709	16.834
5	14:05:53.014	51.931	18.400	16.823	16.708
6	14:06:45.106	52.092	18.958	16.742	16.392
7	14:07:36.683	51.577	18.609	16.600	16.368
(263) Henry EASTHOPE					
1	14:02:18.556	52.648	19.156	16.825	16.667
2	14:03:10.800	52.244	18.938	16.755	16.551





Rotax Euro Challenge 2012 Wackersdorf

Rotax Seniors

Wackersdorf 1,275 Km

Non Qualifying Practice 2 Odd Numbers

11.05.2012 14:00

Practice (7:00 Time) started at 14:00:01

Lap	Time of Day	Lap Tm	S1 Tm	S2 Tm	S3 Tm	Lap	Time of Day	Lap Tm	S1 Tm	S2 Tm	S3 Tm
3	14:04:03.040	52.240	19.199	16.667	16.374	4	14:05:04.546	52.070	18.892	16.721	16.457
4	14:04:54.677	51.637	18.701	16.582	16.354	5	14:05:56.789	52.243	18.842	16.833	16.568
5	14:05:46.699	52.022	18.783	16.819	16.420	6	14:06:49.140	52.351	18.828	16.687	16.836
6	14:06:38.640	51.941	18.881	16.656	16.404	7	14:07:43.014	53.874	19.270	16.960	17.644
7	14:07:31.894	53.254	19.948	16.712	16.594						
(259) Nicolas PICOT											
1	14:02:18.979	52.539	18.859	16.873	16.807	1	14:01:58.063	52.531	19.036	16.872	16.623
2	14:03:10.975	51.996	18.670	16.892	16.434	2	14:02:50.315	52.252	18.870	16.770	16.612
3	14:04:02.737	51.762	18.732	16.581	16.449	3	14:03:42.825	52.510	18.937	16.714	16.859
4	14:04:54.416	51.679	18.674	16.608	16.397	4	14:04:34.716	51.891	18.758	16.650	16.483
5	14:05:47.284	52.868	18.761	17.683	16.424	5	14:05:27.971	53.255	19.577	17.182	16.496
6	14:06:39.386	52.102	18.941	16.774	16.387	6	14:06:20.256	52.285	18.784	16.929	16.572
7	14:07:31.976	52.590	18.861	16.790	16.939	7	14:07:12.286	52.030	18.813	16.675	16.542
(241) Pierre AUVRAY											
1	14:02:18.344	59.405	21.437	20.506	17.462	1	14:01:54.446	52.525	18.949	17.023	16.553
2	14:03:10.324	51.980	18.836	16.743	16.401	2	14:02:46.729	52.283	18.801	16.848	16.612
3	14:04:02.239	51.915	18.762	16.640	16.513	3	14:03:38.624	51.895	18.890	16.567	16.438
4	14:04:53.972	51.733	18.655	16.639	16.439	4	14:04:30.646	52.022	18.897	16.666	16.459
5	14:05:45.919	51.947	18.787	16.754	16.406	5	14:05:22.843	52.197	18.630	16.709	16.858
6	14:06:37.696	51.777	18.719	16.653	16.405	6	14:06:14.867	52.024	18.735	16.844	16.445
7	14:07:29.384	51.688	18.608	16.700	16.380	7	14:07:07.698	52.831	19.523	16.800	16.508
(237) Sten Dorian PIIRIMAGI											
1	14:02:23.851	52.209	18.968	16.820	16.421	1	14:01:51.620	52.624	19.065	16.922	16.637
2	14:03:15.688	51.837	18.833	16.619	16.385	2	14:02:44.647	53.027	19.481	16.933	16.613
3	14:04:07.598	51.910	18.789	16.686	16.435	3	14:03:36.985	52.338	19.019	16.770	16.549
4	14:05:00.171	52.573	19.354	16.725	16.494	4	14:04:30.117	53.132	19.775	16.827	16.530
5	14:05:52.092	51.921	18.683	16.744	16.494	5	14:05:23.092	52.975	18.930	16.810	17.235
6	14:06:47.349	55.257	20.719	17.988	16.550	6	14:06:15.097	52.005	18.737	16.787	16.481
7	14:07:39.060	51.711	18.695	16.663	16.353	7	14:07:07.528	52.431	19.172	16.709	16.550
(225) Jeremie LESOUDIER											
1	14:02:21.728	52.331	18.977	16.782	16.572	1	14:01:51.919	53.008	19.279	17.084	16.645
2	14:03:13.694	51.966	18.721	16.671	16.574	2	14:02:44.840	52.921	19.006	17.221	16.694
3	14:04:05.873	52.179	18.898	16.740	16.541	3	14:03:37.269	52.429	19.145	16.746	16.538
4	14:04:57.850	51.977	18.780	16.735	16.462	4	14:04:31.204	53.935	20.701	16.725	16.509
5	14:05:49.737	51.887	18.767	16.654	16.466	5	14:05:23.391	52.187	18.721	16.758	16.708
6	14:06:41.448	51.711	18.648	16.685	16.378	6	14:06:15.525	52.134	18.715	16.849	16.570
7	14:07:33.884	52.436	19.171	16.794	16.471	7	14:07:10.179	54.654	19.177	16.959	18.518
(227) Matija JURKOVIC											
1	14:02:17.919	52.680	19.108	16.971	16.601	1	14:02:02.031	53.090	19.406	16.922	16.762
2	14:03:10.103	52.184	18.958	16.713	16.513	2	14:02:54.332	52.301	18.972	16.741	16.588
3	14:04:02.432	52.329	18.751	16.985	16.593	3	14:03:46.731	52.399	19.072	16.784	16.543
4	14:04:57.511	55.079	21.781	16.816	16.482	4	14:04:39.149	52.418	19.018	16.819	16.581
5	14:05:49.357	51.846	18.824	16.619	16.403	5	14:05:31.509	52.360	18.986	16.755	16.619
6	14:06:41.099	51.742	18.737	16.626	16.379	6	14:06:23.657	52.148	18.906	16.688	16.554
7	14:07:32.920	51.821	18.866	16.612	16.343	7	14:07:17.209	53.552	18.968	16.757	17.827
(245) Hubert PETIT											
1	14:02:29.189	52.254	19.135	16.692	16.427	1	14:02:22.628	52.979	19.099	17.054	16.826
2	14:03:20.968	51.779	18.819	16.525	16.435	2	14:03:15.154	52.526	19.065	16.810	16.651
3	14:04:12.868	51.900	18.852	16.574	16.474	3	14:04:08.031	52.877	19.109	17.042	16.726
4	14:05:05.306	52.438	18.761	17.164	16.513	4	14:05:02.590	54.559	20.140	17.191	17.228
5	14:05:57.433	52.127	18.891	16.755	16.481	5	14:05:56.427	53.837	20.280	16.915	16.642
6	14:06:50.310	52.877	19.793	16.666	16.418	6	14:06:48.921	52.494	18.875	16.827	16.792
7	14:07:42.759	52.449	18.939	16.941	16.569	7	14:07:43.246	54.325	20.039	17.406	16.880
(301) Jonathan JOHANSSON											
1	14:02:24.362	52.038	18.911	16.669	16.458	1	14:02:22.628	52.979	19.099	17.054	16.826
2	14:03:16.150	51.788	18.770	16.604	16.414	2	14:03:15.154	52.526	19.065	16.810	16.651
3	14:04:08.101	51.951	18.652	16.776	16.523	3	14:04:08.031	52.877	19.109	17.042	16.726
4	14:05:00.567	52.466	19.064	16.872	16.530	4	14:05:02.590	54.559	20.140	17.191	17.228
5	14:05:52.644	52.077	18.534	16.642	16.901	5	14:05:56.427	53.837	20.280	16.915	16.642
6	14:06:45.019	52.375	19.182	16.706	16.487	6	14:06:48.921	52.494	18.875	16.827	16.792
7	14:07:37.969	52.950	18.971	16.735	17.244	7	14:07:43.246	54.325	20.039	17.406	16.880
(243) Glenn VAN PARIJS											
1	14:02:28.734	52.437	18.676	16.716	17.045	1	14:02:28.734	52.437	18.676	16.716	17.045
2	14:03:20.561	51.827	18.747	16.681	16.399	2	14:03:20.561	51.827	18.747	16.681	16.399
3	14:04:12.476	51.915	18.758	16.741	16.416	3	14:04:12.476	51.915	18.758	16.741	16.416



Rotax Euro Challenge 2012 Wackersdorf

Rotax Seniors

Wackersdorf 1,275 Km

Non Qualifying Practice 2 Even Numbers

11.05.2012 14:10

Practice (7:00 Time) started at 14:10:01

Pos	No.	Name	Nat.	Chassis	Race Team	Laps	Best Tm	Diff	Gap In Lap	km/h	
1	294	Makino TADASUKE	JPN	Birel	Kalman Motorsport	8	51.076		3	89,866	
2	254	Harrison SCOTT	GBR	Tonykart	Strawberry Racing	7	51.101	0.025	0.025	3	89,822
3	208	Charlie EASTWOOD	IRL	Formula K	Protrain Racing	7	51.101	0.025		5	89,822
4	222	Pierce LEHANE	AUS	Alonso	Dan Holland Racing	7	51.157	0.081	0.056	3	89,724
5	268	Francisco MORA	POR	FA	Cabo do Mundo Kartteam	6	51.177	0.101	0.020	3	89,689
6	214	Michael COOL	BEL	Tonykart	Bouvin Power	7	51.190	0.114	0.013	5	89,666
7	216	Bryan EERDEN	NED	Gillard	PDB Racing Team	7	51.204	0.128	0.014	3	89,641
8	296	Josh HART	NZE	Birel	Kalman Motorsport	6	51.206	0.130	0.002	2	89,638
9	260	Bas de LAAT	NED	Gillard	PDB Racing Team	7	51.215	0.139	0.009	3	89,622
10	250	Ludvig MORIN	SWE	Kosmic	Paul Carr Racing	7	51.220	0.144	0.005	6	89,613
11	212	Jiri FORMAN	GBR	MS Kart	MS Kart Racing Team	7	51.225	0.149	0.005	7	89,605
12	236	Andy KING	GBR	Tonykart	Strawberry Racing	5	51.276	0.200	0.051	2	89,516
13	290	Ukyo SASAHARA	JPN	DR	VPDR	6	51.279	0.203	0.003	4	89,510
14	220	Mathias SMITH	DEN	Kosmic	Star Karting	7	51.348	0.272	0.069	3	89,390
15	238	Alexandre FINKELSTEIN	FRA	Tonykart	MD Competition	7	51.368	0.292	0.020	5	89,355
16	234	Ash HAND	GBR	Tonykart	Strawberry Racing	7	51.369	0.293	0.001	5	89,354
17	270	Santeri VARIS	FIN	Tonykart	JTL Racing	8	51.383	0.307	0.014	7	89,329
18	240	Petr BEZEL	CZE	MS Kart	MS Kart Racing Team	7	51.402	0.326	0.019	3	89,296
19	272	Jules COUSIN	FRA	FA Kart	DSS Kart	7	51.415	0.339	0.013	3	89,274
20	226	Erik STILLMANN	SWE	Sodikart	Wallberg Motorsport	7	51.454	0.378	0.039	3	89,206
21	258	Mikkel JOHNSEN	DEN	Intrepid	DMT Racing	7	51.465	0.389	0.011	5	89,187
22	244	Eva BENES	FRA	Kosmic	PKS	8	51.488	0.412	0.023	7	89,147
23	230	Charlie TURNER	GBR	CRG	Coles Racing	7	51.514	0.438	0.026	3	89,102
24	224	Aavo TALVAR	EST	Intrepid	Talvar Racing	8	51.516	0.440	0.002	5	89,099
25	262	Alex ENGBLOM	SWE	Tonykart	Soda Kart	7	51.559	0.483	0.043	4	89,024
26	278	Barrie PULLINGER	GBR	Alonso	Dan Holland Racing	7	51.622	0.546	0.063	7	88,916
27	286	Lukasz BARTOSZUK	POL	Praga	Uniq Racing	7	51.628	0.552	0.006	3	88,905
28	252	Juuso PYKALAINEN	FIN	Tonykart	MPT Racing	7	51.632	0.556	0.004	6	88,898
29	304	Oliver NORRIS	GBR	Tonykart	RL Racing Dept Ltd	7	51.686	0.610	0.054	5	88,805
30	300	Joel AFFOLTER	NED	Gillard	PDB Racing Team	7	51.692	0.616	0.006	5	88,795
31	284	Oliver MYERS	GBR	Tonykart	Coles Racing	7	51.709	0.633	0.017	6	88,766
32	246	Sabedin Berat TURKER	TUR	Formula K	Protrain Racing	7	51.713	0.637	0.004	4	88,759
33	302	Kevin MINIER	FRA	Tonykart	MD Competition	7	51.771	0.695	0.058	2	88,660
34	266	Petr FULIN	CZE	MS Kart	MS Kart Racing Team	7	51.783	0.707	0.012	5	88,639
35	280	Brandon NILSSON	SWE	Exprit	Brandon Racing	8	51.799	0.723	0.016	6	88,612
36	218	Nicolai NIELSEN	DEN	TBA	Star Karting	7	51.853	0.777	0.054	2	88,519
37	242	Miroslav KOVAR	CZE	MS Kart	MS Kart Racing Team	7	51.908	0.832	0.055	6	88,426
38	232	James SINGLETON	GBR	CRG	Coles Racing	7	51.989	0.913	0.081	2	88,288
39	288	Cecile MARTINI	FRA	Sodikart	Martini Racing	7	52.017	0.941	0.028	3	88,240
40	248	Artem KOROLEV	CAN	Intrepid	Team TKP	7	52.031	0.955	0.014	7	88,217
41	306	Kevin KEMMLING	GER	Formula K	Kartschmie.de	7	52.040	0.964	0.009	7	88,201



Rotax Euro Challenge 2012 Wackersdorf

Rotax Seniors

Wackersdorf 1,275 Km

Non Qualifying Practice 2 Odd Numbers

11.05.2012 14:00

Practice (7:00 Time) started at 14:00:00

Lap	Time of Day	Lap Tm	S1 Tm	S2 Tm	S3 Tm	Lap	Time of Day	Lap Tm	S1 Tm	S2 Tm	S3 Tm
(203) Edward BRAND						1	14:02:32.528	52.079	18.753	16.864	16.462
1	14:02:25.803	51.376	18.399	16.704	16.273	2	14:03:23.935	51.407	18.552	16.523	16.332
2	14:03:16.959	51.156	18.272	16.632	16.252	3	14:04:15.262	51.327	18.475	16.505	16.347
3	14:04:08.139	51.180	18.294	16.469	16.417	4	14:05:06.628	51.366	18.474	16.530	16.362
4	14:04:59.761	51.622	18.652	16.655	16.315	5	14:05:57.885	51.257	18.329	16.543	16.385
5	14:05:50.942	51.181	18.383	16.526	16.272	6	14:06:49.339	51.454	18.614	16.582	16.258
6	14:06:41.849	50.907	18.301	16.423	16.183	7	14:07:41.313	51.974	18.832	16.685	16.457
7	14:07:33.977	52.128	18.616	16.566	16.946	(261) Stephane KOX					
(293) Sandor JAKAB						1	14:02:36.285	52.249	19.176	16.671	16.402
1	14:02:26.241	51.604	18.538	16.626	16.440	2	14:03:27.963	51.678	18.477	16.713	16.488
2	14:03:17.402	51.161	18.322	16.568	16.271	3	14:04:19.356	51.393	18.439	16.582	16.372
3	14:04:08.893	51.491	18.411	16.691	16.389	4	14:05:10.713	51.357	18.360	16.575	16.422
4	14:05:00.849	51.956	18.947	16.560	16.449	5	14:06:02.027	51.314	18.471	16.501	16.342
5	14:05:52.330	51.481	18.419	16.675	16.387	6	14:06:53.826	51.799	18.789	16.639	16.371
6	14:06:44.010	51.680	18.700	16.587	16.393	7	14:07:45.435	51.609	18.461	16.642	16.506
7	14:07:35.531	51.521	18.543	16.579	16.399	(269) John FRIBERG					
(207) Ferenc KANCZAR						1	14:02:28.660	51.558	18.451	16.691	16.416
1	14:02:38.633	51.598	18.606	16.607	16.385	2	14:03:20.276	51.616	18.588	16.626	16.402
2	14:03:29.982	51.349	18.496	16.499	16.354	3	14:04:11.630	51.354	18.460	16.465	16.429
3	14:04:21.289	51.307	18.529	16.419	16.359	4	14:05:03.045	51.415	18.387	16.634	16.394
4	14:05:12.457	51.168	18.356	16.484	16.328	5	14:05:55.320	52.275	19.310	16.597	16.368
5	14:06:03.792	51.335	18.391	16.542	16.402	6	14:06:46.644	51.324	18.428	16.589	16.307
6	14:06:55.344	51.552	18.562	16.539	16.451	7	14:07:39.258	52.614	18.607	16.685	17.322
7	14:07:49.280	53.936	18.420	16.538	18.978	(213) Thomas BENISRI					
(221) Jesse LAZARE						1	14:02:28.309	51.662	18.483	16.712	16.467
1	14:03:28.165	52.779	18.999	16.902	16.878	2	14:03:19.702	51.393	18.600	16.474	16.319
2	14:04:19.891	51.726	18.396	16.803	16.527	3	14:04:11.077	51.375	18.556	16.496	16.323
3	14:05:11.070	51.179	18.376	16.526	16.277	4	14:05:02.685	51.608	18.504	16.518	16.586
4	14:06:02.350	51.280	18.337	16.515	16.428	5	14:05:54.173	51.488	18.556	16.546	16.386
5	14:06:54.542	52.192	18.670	16.889	16.633	6	14:06:46.366	52.193	18.767	17.023	16.403
6	14:07:45.877	51.335	18.385	16.571	16.379	7	14:07:39.559	53.193	19.060	16.644	17.489
(299) Philip MORIN						(219) Andreas BACKMAN					
1	14:02:27.430	51.441	18.509	16.579	16.353	1	14:02:19.511	1:01.999	23.301	21.804	16.894
2	14:03:18.624	51.194	18.493	16.401	16.300	2	14:03:11.387	51.876	18.679	16.850	16.347
3	14:04:10.070	51.446	18.591	16.561	16.294	3	14:04:03.430	52.043	18.739	16.869	16.435
4	14:05:01.627	51.557	18.399	16.741	16.417	4	14:04:54.855	51.425	18.466	16.638	16.321
5	14:05:52.876	51.249	18.362	16.484	16.403	5	14:05:47.042	52.187	18.712	17.141	16.334
6	14:06:44.633	51.757	18.727	16.640	16.390	6	14:06:38.850	51.808	18.644	16.749	16.415
7	14:07:36.120	51.487	18.545	16.474	16.468	7	14:07:30.655	51.805	18.768	16.657	16.380
(223) Jacob NIELSEN						(217) Glen VAN DROOGENBROECK					
1	14:02:33.067	52.002	18.871	16.717	16.414	1	14:02:50.948	51.748	18.584	16.910	16.254
2	14:03:24.307	51.240	18.381	16.558	16.301	2	14:03:42.630	51.682	18.613	16.693	16.376
3	14:04:15.507	51.200	18.402	16.508	16.290	3	14:04:34.281	51.651	18.637	16.715	16.299
4	14:05:06.969	51.462	18.344	16.761	16.357	4	14:05:25.751	51.470	18.477	16.608	16.385
5	14:05:58.314	51.345	18.327	16.587	16.431	5	14:06:17.234	51.483	18.566	16.551	16.366
6	14:06:49.765	51.451	18.634	16.516	16.301	6	14:07:08.797	51.563	18.653	16.570	16.340
7	14:07:42.227	52.462	18.849	17.066	16.547	(255) Moritz OBERHEIM					
(271) Christopher FRIEDRICH						1	14:02:33.572	52.160	19.102	16.637	16.421
1	14:02:35.746	51.915	18.827	16.754	16.334	2	14:03:25.059	51.487	18.676	16.479	16.332
2	14:03:26.985	51.239	18.415	16.473	16.351	3	14:04:16.541	51.482	18.663	16.458	16.361
3	14:04:18.196	51.211	18.542	16.440	16.297	4	14:05:08.676	52.135	18.726	16.521	16.888
4	14:05:09.481	51.285	18.406	16.510	16.369	5	14:05:01.414	52.738	19.596	16.617	16.525
5	14:06:00.900	51.419	18.532	16.596	16.291	6	14:06:54.921	53.507	19.555	16.737	17.215
6	14:06:52.171	51.271	18.517	16.469	16.285	7	14:07:46.624	51.703	18.651	16.550	16.502
7	14:07:44.430	52.259	18.561	16.523	17.175	(303) Giorgio MAGGI					
(211) Shaun SLAVIN						1	14:02:25.087	52.221	18.885	16.951	16.385
1	14:02:35.206	51.927	18.714	16.693	16.520	2	14:03:16.709	51.622	18.657	16.584	16.381
2	14:03:26.508	51.302	18.440	16.538	16.324	3	14:04:08.553	51.844	18.792	16.720	16.332
3	14:04:17.720	51.212	18.478	16.437	16.297	4	14:05:01.083	52.530	18.987	16.709	16.834
4	14:05:09.082	51.362	18.552	16.528	16.282	5	14:05:53.014	51.931	18.400	16.823	16.708
5	14:06:00.432	51.350	18.610	16.435	16.305	6	14:06:45.106	52.092	18.958	16.742	16.392
6	14:06:51.711	51.279	18.543	16.429	16.307	7	14:07:36.683	51.577	18.609	16.600	16.368
7	14:07:43.087	51.376	18.528	16.500	16.348	(263) Henry EASTHOPE					
(205) Sean BABINGTON						1	14:02:18.556	52.648	19.156	16.825	16.667
1	14:02:18.556	52.648	19.156	16.825	16.667	2	14:03:10.800	52.244	18.938	16.755	16.551



Rotax Euro Challenge 2012 Wackersdorf

Rotax Seniors

Wackersdorf 1,275 Km

Non Qualifying Practice 2 Odd Numbers

11.05.2012 14:00

Practice (7:00 Time) started at 14:00:00

Lap	Time of Day	Lap Tm	S1 Tm	S2 Tm	S3 Tm	Lap	Time of Day	Lap Tm	S1 Tm	S2 Tm	S3 Tm
3	14:04:03.040	52.240	19.199	16.667	16.374	4	14:05:04.546	52.070	18.892	16.721	16.457
4	14:04:54.677	51.637	18.701	16.582	16.354	5	14:05:56.789	52.243	18.842	16.833	16.568
5	14:05:46.699	52.022	18.783	16.819	16.420	6	14:06:49.140	52.351	18.828	16.687	16.836
6	14:06:38.640	51.941	18.881	16.656	16.404	7	14:07:43.014	53.874	19.270	16.960	17.644
7	14:07:31.894	53.254	19.948	16.712	16.594						
(259) Nicolas PICOT											
1	14:02:18.979	52.539	18.859	16.873	16.807	1	14:01:58.063	52.531	19.036	16.872	16.623
2	14:03:10.975	51.996	18.670	16.892	16.434	2	14:02:50.315	52.252	18.870	16.770	16.612
3	14:04:02.737	51.762	18.732	16.581	16.449	3	14:03:42.825	52.510	18.937	16.714	16.859
4	14:04:54.416	51.679	18.674	16.608	16.397	4	14:04:34.716	51.891	18.758	16.650	16.483
5	14:05:47.284	52.868	18.761	17.683	16.424	5	14:05:27.971	53.255	19.577	17.182	16.496
6	14:06:39.386	52.102	18.941	16.774	16.387	6	14:06:20.256	52.285	18.784	16.929	16.572
7	14:07:31.976	52.590	18.861	16.790	16.939	7	14:07:12.286	52.030	18.813	16.675	16.542
(241) Pierre AUVRAY											
1	14:02:18.344	59.405	21.437	20.506	17.462	1	14:01:54.446	52.525	18.949	17.023	16.553
2	14:03:10.324	51.980	18.836	16.743	16.401	2	14:02:46.729	52.283	18.801	16.848	16.612
3	14:04:02.239	51.915	18.762	16.640	16.513	3	14:03:38.624	51.895	18.890	16.567	16.438
4	14:04:53.972	51.733	18.655	16.639	16.439	4	14:04:30.646	52.022	18.897	16.666	16.459
5	14:05:45.919	51.947	18.787	16.754	16.406	5	14:05:22.843	52.197	18.630	16.709	16.858
6	14:06:37.696	51.777	18.719	16.653	16.405	6	14:06:14.867	52.024	18.735	16.844	16.445
7	14:07:29.384	51.688	18.608	16.700	16.380	7	14:07:07.698	52.831	19.523	16.800	16.508
(237) Sten Dorian PIIRIMAGI											
1	14:02:23.851	52.209	18.968	16.820	16.421	1	14:01:51.620	52.624	19.065	16.922	16.637
2	14:03:15.688	51.837	18.833	16.619	16.385	2	14:02:44.647	53.027	19.481	16.933	16.613
3	14:04:07.598	51.910	18.789	16.686	16.435	3	14:03:36.985	52.338	19.019	16.770	16.549
4	14:05:00.171	52.573	19.354	16.725	16.494	4	14:04:30.117	53.132	19.775	16.827	16.530
5	14:05:52.092	51.921	18.683	16.744	16.494	5	14:05:23.092	52.975	18.930	16.810	17.235
6	14:06:47.349	55.257	20.719	17.988	16.550	6	14:06:15.097	52.005	18.737	16.787	16.481
7	14:07:39.060	51.711	18.695	16.663	16.353	7	14:07:07.528	52.431	19.172	16.709	16.550
(225) Jeremie LESOUDIER											
1	14:02:21.728	52.331	18.977	16.782	16.572	1	14:01:51.919	53.008	19.279	17.084	16.645
2	14:03:13.694	51.966	18.721	16.671	16.574	2	14:02:44.840	52.921	19.006	17.221	16.694
3	14:04:05.873	52.179	18.898	16.740	16.541	3	14:03:37.269	52.429	19.145	16.746	16.538
4	14:04:57.850	51.977	18.780	16.735	16.462	4	14:04:31.204	53.935	20.701	16.725	16.509
5	14:05:49.737	51.887	18.767	16.654	16.466	5	14:05:23.391	52.187	18.721	16.758	16.708
6	14:06:41.448	51.711	18.648	16.685	16.378	6	14:06:15.525	52.134	18.715	16.849	16.570
7	14:07:33.884	52.436	19.171	16.794	16.471	7	14:07:10.179	54.654	19.177	16.959	18.518
(227) Matija JURKOVIC											
1	14:02:17.919	52.680	19.108	16.971	16.601	1	14:02:02.031	53.090	19.406	16.922	16.762
2	14:03:10.103	52.184	18.958	16.713	16.513	2	14:02:54.332	52.301	18.972	16.741	16.588
3	14:04:02.432	52.329	18.751	16.985	16.593	3	14:03:46.731	52.399	19.072	16.784	16.543
4	14:04:57.511	55.079	21.781	16.816	16.482	4	14:04:39.149	52.418	19.018	16.819	16.581
5	14:05:49.357	51.846	18.824	16.619	16.403	5	14:05:31.509	52.360	18.986	16.755	16.619
6	14:06:41.099	51.742	18.737	16.626	16.379	6	14:06:23.657	52.148	18.906	16.688	16.554
7	14:07:32.920	51.821	18.866	16.612	16.343	7	14:07:17.209	53.552	18.968	16.757	17.827
(245) Hubert PETIT											
1	14:02:29.189	52.254	19.135	16.692	16.427	1	14:02:22.628	52.979	19.099	17.054	16.826
2	14:03:20.968	51.779	18.819	16.525	16.435	2	14:03:15.154	52.526	19.065	16.810	16.651
3	14:04:12.868	51.900	18.852	16.574	16.474	3	14:04:08.031	52.877	19.109	17.042	16.726
4	14:05:05.306	52.438	18.761	17.164	16.513	4	14:05:02.590	54.559	20.140	17.191	17.228
5	14:05:57.433	52.127	18.891	16.755	16.481	5	14:05:56.427	53.837	20.280	16.915	16.642
6	14:06:50.310	52.877	19.793	16.666	16.418	6	14:06:48.921	52.494	18.875	16.827	16.792
7	14:07:42.759	52.449	18.939	16.941	16.569	7	14:07:43.246	54.325	20.039	17.406	16.880
(301) Jonathan JOHANSSON											
1	14:02:24.362	52.038	18.911	16.669	16.458	1	14:02:28.734	52.437	18.676	16.716	17.045
2	14:03:16.150	51.788	18.770	16.604	16.414	2	14:03:20.561	51.827	18.747	16.681	16.399
3	14:04:08.101	51.951	18.652	16.776	16.523	3	14:04:12.476	51.915	18.758	16.741	16.416
4	14:05:00.567	52.466	19.064	16.872	16.530						
5	14:05:52.644	52.077	18.534	16.642	16.901						
6	14:06:45.019	52.375	19.182	16.706	16.487						
7	14:07:37.969	52.950	18.971	16.735	17.244						
(243) Glenn VAN PARIJS											
1	14:02:28.734	52.437	18.676	16.716	17.045						
2	14:03:20.561	51.827	18.747	16.681	16.399						
3	14:04:12.476	51.915	18.758	16.741	16.416						



Rotax Euro Challenge 2012 Wackersdorf

Rotax Seniors

Wackersdorf 1,275 Km

Qualifying Practice Group S1

11.05.2012 15:30

Qualifying (15:00 Time) started at 15:30:00

Pos	No.	Name	Nat.	Chassis	Race Team	Laps	Best Tm	Diff	Gap In Lap	km/h
1	294	Makino TADASUKE	JPN	Birel	Kalman Motorsport	7	51.118			4 89,792
2	254	Harrison SCOTT	GBR	Tonykart	Strawberry Racing	7	51.148	0.030	0.030	3 89,740
3	260	Bas de LAAT	NED	Gillard	PDB Racing Team	6	51.194	0.076	0.046	6 89,659
4	221	Jesse LAZARE	CAN	Formula K	Chapman Racing/Protrain	6	51.246	0.128	0.052	6 89,568
5	301	Jonathan JOHANSSON	SWE	Gillard	PDB Racing Team	7	51.311	0.193	0.065	5 89,455
6	216	Bryan EERDEN	NED	Gillard	PDB Racing Team	7	51.319	0.201	0.008	4 89,441
7	213	Thomas BENISRI	FRA	Sodikart	Win Max	8	51.334	0.216	0.015	3 89,414
8	234	Ash HAND	GBR	Tonykart	Strawberry Racing	7	51.343	0.225	0.009	6 89,399
9	269	John FRIBERG	SWE	Tonykart	Soda Kart	7	51.350	0.232	0.007	5 89,387
10	219	Andreas BACKMAN	SWE	Tonykart	Strawberry Racing	7	51.464	0.346	0.114	4 89,189
11	293	Sandor JAKAB	SVK	Birel	Kalman Motorsport	7	51.486	0.368	0.022	5 89,150
12	278	Barrie PULLINGER	GBR	Alonso	Dan Holland Racing	7	51.512	0.394	0.026	6 89,105
13	252	Juuso PYKALAINEN	FIN	Tonykart	MPT Racing	7	51.681	0.563	0.169	6 88,814
14	258	Mikkel JOHNSEN	DEN	Intrepid	DMT Racing	6	51.683	0.565	0.002	5 88,811
15	272	Jules COUSIN	FRA	FA Kart	DSS Kart	7	51.689	0.571	0.006	3 88,800
16	220	Mathias SMITH	DEN	Kosmic	Star Karting	6	51.747	0.629	0.058	4 88,701
17	225	Jeremie LESOUDIER	FRA	Kosmic	PKS	8	51.747	0.629		7 88,701
18	237	Sten Dorian PIIRIMAGI	EST	Tonykart	Aix Racing Team	8	51.765	0.647	0.018	8 88,670
19	241	Pierre AUVRAY	FRA	FA Kart	DSS Kart	9	51.862	0.744	0.097	8 88,504
20	233	Manon CHAVAGNE	NED	Topkart	Slangen Karting	7	52.012	0.894	0.150	4 88,249
21	242	Miroslav KOVAR	CZE	MS Kart	MS Kart Racing Team	10	52.044	0.926	0.032	2 88,195
22	288	Cecile MARTINI	FRA	Sodikart	Martini Racing	10	52.173	1.055	0.129	1 87,977
23	243	Glenn VAN PARIJS	BEL	Zanardi	Raw Racing Team	7	52.195	1.077	0.022	2 87,939
24	275	Benjamin KARLOG	DEN	Tonykart	RS Competition	12	52.377	1.259	0.182	10 87,634

Announcements

These results are provisional until the conclusion of any judicial and technical matters

Timekeeping Ingrid and Meik Wagner:

Clerk of the course Nigel Edwards:

Steward (Chairman) Horst Seidel:

Chief Scrutineer Paul Klaassen:

Licensed to: Motorsport Events

Printed: 11.05.2012 15:46:48

posted at:

h



Rotax Euro Challenge 2012 Wackersdorf

Rotax Seniors

Wackersdorf 1,275 Km

Qualifying Practice Group S1

11.05.2012 15:30

Qualifying (15:00 Time) started at 15:30:01

Lap	Time of Day	Lap Tm	S1 Tm	S2 Tm	S3 Tm	Lap	Time of Day	Lap Tm	S1 Tm	S2 Tm	S3 Tm
(294) Makino TADASUKE						1	15:40:37.417	1:02.751	20.821	22.102	19.828
1	15:40:10.489	52.186	18.805	16.904	16.477	2	15:41:29.218	51.801	18.611	16.764	16.426
2	15:41:02.460	51.971	18.723	16.783	16.465	3	15:42:20.738	51.520	18.539	16.609	16.372
3	15:41:53.899	51.439	18.484	16.577	16.378	4	15:43:12.444	51.706	18.443	16.647	16.616
4	15:42:45.017	51.118	18.333	16.464	16.321	5	15:44:03.794	51.350	18.329	16.534	16.487
5	15:43:36.249	51.232	18.245	16.472	16.515	6	15:44:55.258	51.464	18.358	16.716	16.390
6	15:44:27.604	51.355	18.390	16.420	16.545	7	15:45:46.768	51.510	18.522	16.604	16.384
7	15:45:18.922	51.318	18.314	16.493	16.511	(219) Andreas BACKMAN					
(254) Harrison SCOTT						1	15:40:27.707	1:00.228	19.205	23.316	17.707
1	15:40:29.203	1:02.467	22.450	23.545	16.472	2	15:41:19.642	51.935	18.597	16.917	16.421
2	15:41:20.808	51.605	18.528	16.770	16.307	3	15:42:11.179	51.537	18.490	16.628	16.419
3	15:42:11.956	51.148	18.405	16.484	16.259	4	15:43:02.643	51.464	18.482	16.684	16.298
4	15:43:03.224	51.268	18.346	16.598	16.324	5	15:43:54.273	51.630	18.446	16.742	16.442
5	15:43:54.470	51.246	18.438	16.533	16.275	6	15:44:46.389	52.116	18.301	17.159	16.656
6	15:44:46.009	51.539	18.459	16.653	16.427	7	15:45:38.602	52.213	19.212	16.638	16.363
7	15:45:37.578	51.569	18.473	16.643	16.453	(293) Sandor JAKAB					
(260) Bas de LAAT						1	15:40:11.083	52.565	18.897	17.058	16.610
1	15:41:22.717	51.274	18.354	16.624	16.296	2	15:41:02.705	51.622	18.535	16.694	16.393
2	15:42:15.854	53.137	19.122	17.403	16.612	3	15:41:54.457	51.752	18.506	16.811	16.435
3	15:43:07.052	51.198	18.318	16.548	16.332	4	15:42:45.956	51.499	18.456	16.590	16.453
4	15:43:58.424	51.372	18.461	16.542	16.369	5	15:43:37.442	51.486	18.384	16.598	16.504
5	15:44:49.654	51.230	18.375	16.500	16.355	6	15:44:29.756	52.314	18.497	17.196	16.621
6	15:45:40.848	51.194	18.383	16.479	16.332	7	15:45:23.332	53.576	18.526	16.899	18.151
(221) Jesse LAZARE						(278) Barrie PULLINGER					
1	15:41:22.323	51.824	18.407	17.011	16.406	1	15:40:21.193	1:01.354	24.336	20.555	16.463
2	15:42:13.888	51.565	18.503	16.685	16.377	2	15:41:12.938	51.745	18.540	16.777	16.428
3	15:43:05.375	51.487	18.537	16.562	16.388	3	15:42:04.465	51.527	18.530	16.570	16.427
4	15:43:56.816	51.441	18.508	16.573	16.360	4	15:43:00.738	56.273	18.756	18.741	18.776
5	15:44:48.093	51.277	18.382	16.544	16.351	5	15:43:52.324	51.586	18.509	16.567	16.510
6	15:45:39.339	51.246	18.348	16.506	16.392	6	15:44:43.836	51.512	18.507	16.557	16.448
(301) Jonathan JOHANSSON						7	15:45:35.418	51.582	18.518	16.631	16.433
1	15:40:22.154	59.202	21.444	20.982	16.776	(252) Juuso PYKALAINEN					
2	15:41:14.285	52.131	18.840	16.899	16.392	1	15:40:26.366	1:02.322	21.547	23.834	16.941
3	15:42:06.026	51.741	18.708	16.627	16.406	2	15:41:18.378	52.012	18.761	16.829	16.422
4	15:43:01.155	55.129	18.643	16.719	19.767	3	15:42:10.510	52.132	18.575	17.159	16.398
5	15:43:52.466	51.311	18.433	16.478	16.400	4	15:43:02.193	51.683	18.661	16.654	16.368
6	15:44:44.089	51.623	18.521	16.624	16.478	5	15:43:53.982	51.789	18.589	16.707	16.493
7	15:45:35.843	51.754	18.545	16.659	16.550	6	15:44:45.663	51.681	18.422	16.825	16.434
(216) Bryan EERDEN						7	15:45:37.365	51.702	18.702	16.574	16.426
1	15:40:11.304	52.329	18.733	16.634	16.962	(258) Mikkel JOHNSEN					
2	15:41:03.328	52.024	18.539	16.810	16.675	1	15:40:44.083	59.594	18.882	22.709	18.003
3	15:41:54.789	51.461	18.459	16.642	16.360	2	15:41:35.989	51.906	18.907	16.588	16.411
4	15:42:46.108	51.319	18.395	16.572	16.352	3	15:42:27.868	51.879	18.827	16.623	16.429
5	15:43:37.855	51.747	18.697	16.596	16.454	4	15:43:19.560	51.692	18.713	16.525	16.544
6	15:44:29.410	51.555	18.408	16.598	16.549	5	15:44:11.243	51.683	18.712	16.510	16.461
7	15:45:22.471	53.061	18.630	16.952	17.479	6	15:45:03.151	51.908	18.736	16.674	16.498
(213) Thomas BENISRI						(272) Jules COUSIN					
1	15:39:39.477	53.606	19.686	16.789	17.131	1	15:40:22.097	1:01.379	24.070	20.387	16.922
2	15:40:31.652	52.175	18.772	16.902	16.501	2	15:41:15.261	53.164	19.702	17.016	16.446
3	15:41:22.986	51.334	18.326	16.627	16.381	3	15:42:06.950	51.689	18.619	16.661	16.409
4	15:42:14.877	51.891	18.699	16.855	16.337	4	15:42:59.616	52.666	18.611	16.813	17.242
5	15:43:07.898	53.021	18.596	17.861	16.564	5	15:43:51.391	51.775	18.560	16.697	16.518
6	15:43:59.818	51.920	18.641	16.623	16.656	6	15:44:43.097	51.706	18.599	16.679	16.428
7	15:44:51.524	51.706	18.671	16.519	16.516	7	15:45:34.938	51.841	18.589	16.721	16.531
8	15:45:47.578	56.054	18.799	19.121	18.134	(220) Mathias SMITH					
(234) Ash HAND						1	15:40:47.249	52.038	18.805	16.776	16.457
1	15:40:20.593	1:01.267	24.492	20.227	16.548	2	15:41:39.019	51.770	18.744	16.612	16.414
2	15:41:12.138	51.545	18.454	16.647	16.444	3	15:42:30.789	51.770	18.754	16.577	16.439
3	15:42:03.693	51.555	18.623	16.521	16.411	4	15:43:22.536	51.747	18.762	16.526	16.459
4	15:43:01.220	57.527	20.243	18.253	19.031	5	15:44:14.308	51.772	18.803	16.495	16.474
5	15:43:55.217	53.997	19.098	18.542	16.357	6	15:45:06.156	51.848	18.733	16.617	16.498
6	15:44:46.560	51.343	18.339	16.532	16.472	(225) Jeremie LESOUDIER					
7	15:45:38.332	51.772	18.859	16.508	16.405	1	15:39:22.687	1:02.723	21.282	19.941	21.500
(269) John FRIBERG						2	15:40:22.337	59.650	22.275	20.704	16.671
1	15:40:22.337	59.650	22.275	20.704	16.671	3	15:41:15.076	52.739	19.281	16.957	16.501



Rotax Euro Challenge 2012 Wackersdorf

Rotax Seniors

Wackersdorf 1,275 Km

Qualifying Practice Group S1

11.05.2012 15:30

Qualifying (15:00 Time) started at 15:30:01

Lap	Time of Day	Lap Tm	S1 Tm	S2 Tm	S3 Tm	Lap	Time of Day	Lap Tm	S1 Tm	S2 Tm	S3 Tm
4	15:42:07.208	52.132	18.971	16.772	16.389	4	15:38:06.377	52.647	19.113	17.012	16.522
5	15:42:59.975	52.767	18.572	16.744	17.451	5	15:39:18.882	1:12.505	23.845	24.123	24.537
6	15:43:51.770	51.795	18.574	16.735	16.486	6	15:40:12.151	53.269	19.575	17.051	16.643
7	15:44:43.517	51.747	18.607	16.670	16.470	7	15:41:04.847	52.696	19.128	16.918	16.650
8	15:45:35.505	51.988	18.405	16.893	16.690	8	15:41:57.578	52.731	19.280	16.801	16.650
(237) Sten Dorian PIIRIMAGI						9	15:42:50.281	52.703	19.042	16.941	16.720
1	15:39:07.897	57.316	20.258	20.420	16.638	10	15:43:42.658	52.377	18.837	16.845	16.695
2	15:40:00.342	52.445	18.931	16.898	16.616	11	15:44:36.238	53.580	19.034	17.962	16.584
3	15:40:52.727	52.385	18.990	16.892	16.503	12	15:45:31.078	54.840	19.652	16.838	18.350
4	15:41:44.978	52.251	18.941	16.799	16.511						
5	15:42:43.213	58.235	18.969	20.926	18.340						
6	15:43:35.230	52.017	18.806	16.634	16.577						
7	15:44:27.710	52.480	18.901	16.650	16.929						
8	15:45:19.475	51.765	18.592	16.642	16.531						
(241) Pierre AUVRAY											
1	15:38:28.795	51.970	18.742	16.788	16.440						
2	15:39:23.429	54.634	19.010	16.910	18.714						
3	15:40:19.456	56.027	21.183	18.157	16.687						
4	15:41:11.880	52.424	18.970	16.866	16.588						
5	15:42:04.810	52.930	19.038	16.919	16.973						
6	15:42:57.722	52.912	19.345	16.993	16.574						
7	15:43:49.718	51.996	18.741	16.788	16.467						
8	15:44:41.580	51.862	18.678	16.738	16.446						
9	15:45:34.966	53.386	18.762	16.897	17.727						
(233) Manon CHAVAGNE											
1	15:40:36.686	1:07.932	21.898	25.063	20.971						
2	15:41:30.447	53.761	20.367	16.896	16.498						
3	15:42:22.933	52.486	19.059	16.765	16.662						
4	15:43:14.945	52.012	18.772	16.678	16.562						
5	15:44:07.093	52.148	18.891	16.715	16.542						
6	15:44:59.419	52.326	18.930	16.725	16.671						
7	15:45:53.531	54.112	19.255	16.811	18.046						
(242) Miroslav KOVAR											
1	15:37:29.377	52.386	18.975	16.847	16.564						
2	15:38:21.421	52.044	19.047	16.547	16.450						
3	15:39:21.512	1:00.091	19.179	20.330	20.582						
4	15:40:14.156	52.644	19.238	16.790	16.616						
5	15:41:06.520	52.364	18.831	16.883	16.650						
6	15:41:59.443	52.923	18.984	17.228	16.711						
7	15:42:51.579	52.136	18.868	16.688	16.580						
8	15:43:43.816	52.237	18.838	16.759	16.640						
9	15:44:36.005	52.189	18.810	16.792	16.587						
10	15:45:30.471	54.466	19.609	16.881	17.976						
(288) Cecile MARTINI											
1	15:37:33.081	52.173	18.947	16.786	16.440						
2	15:38:25.441	52.360	19.010	16.966	16.384						
3	15:39:21.160	55.719	19.106	17.514	19.099						
4	15:40:13.792	52.632	19.261	16.854	16.517						
5	15:41:06.850	53.058	19.365	16.982	16.711						
6	15:42:03.978	57.128	18.865	20.408	17.855						
7	15:42:56.258	52.280	19.062	16.808	16.410						
8	15:43:48.663	52.405	18.949	16.915	16.541						
9	15:44:41.167	52.504	18.940	17.031	16.533						
10	15:45:36.077	54.910	19.007	16.942	18.961						
(243) Glenn VAN PARIJS											
1	15:40:29.871	1:01.986	21.591	23.829	16.566						
2	15:41:22.066	52.195	18.795	16.909	16.491						
3	15:42:14.552	52.486	19.222	16.717	16.547						
4	15:43:06.811	52.259	18.836	16.802	16.621						
5	15:43:59.908	53.097	19.288	16.802	17.007						
6	15:44:56.115	56.207	19.035	20.155	17.017						
7	15:45:49.209	53.094	18.984	16.752	17.358						
(275) Benjamin KARLOG											
1	15:35:28.670	52.598	19.098	16.858	16.642						
2	15:36:21.255	52.585	19.096	16.889	16.600						
3	15:37:13.730	52.475	19.013	16.874	16.588						

Timekeeping Ingrid and Meik Wagner:



Clerk of the course Nigel Edwards:

Steward (Chairman) Horst Seidel:

Chief Scrutineer Paul Klaassen:

Licensed to: Motorsport Events



Rotax Euro Challenge 2012 Wackersdorf

Rotax Seniors

Wackersdorf 1,275 Km

Qualifying Practice Group S2 **-NEW-**

11.05.2012 16:00

Qualifying (15:00 Time) started at 16:00:01

Pos	No.	Name	Nat.	Chassis	Race Team	Laps	Best Tm	Diff	Gap In Lap	km/h
1	205	Sean BABINGTON	GBR	Alonso	Dan Holland Racing	5	51.086			5 89,848
2	214	Michael COOL	BEL	Tonykart	Bouvin Power	6	51.125	0.039	0.039	5 89,780
3	212	Jiri FORMAN	GBR	MS Kart	MS Kart Racing Team	6	51.243	0.157	0.118	5 89,573
4	203	Edward BRAND	GBR	Formula K	Formula K Europe	7	51.325	0.239	0.082	4 89,430
5	290	Ukyo SASAHARA	JPN	DR	VPDR	7	51.351	0.265	0.026	7 89,385
6	240	Petr BEZEL	CZE	MS Kart	MS Kart Racing Team	7	51.375	0.289	0.024	3 89,343
7	217	Glen VAN DROOGENBROE	BEL	Tonykart	Bouvin Power	6	51.448	0.362	0.073	3 89,216
8	261	Stephane KOX	NED	Formula K	Formula K Europe	7	51.461	0.375	0.013	7 89,194
9	250	Ludvig MORIN	SWE	Kosmic	Paul Carr Racing	7	51.473	0.387	0.012	7 89,173
10	232	James SINGLETON	GBR	CRG	Coles Racing	8	51.476	0.390	0.003	8 89,168
11	304	Oliver NORRIS	GBR	Tonykart	RL Racing Dept Ltd	7	51.528	0.442	0.052	6 89,078
12	246	Sabedin Berat TURKER	TUR	Formula K	Protrain Racing	7	51.537	0.451	0.009	7 89,062
13	207	Ferenc KANCSAR	AUT	Birel	Kalman Motorsport	6	51.546	0.460	0.009	4 89,047
14	271	Christopher FRIEDRICH	GER	Praga	M-Tec/Praga Racing	6	51.609	0.523	0.063	5 88,938
15	268	Francisco MORA	POR	FA	Cabo do Mundo Kartteam	6	51.622	0.536	0.013	3 88,916
16	303	Giorgio MAGGI	SUI	Tonykart	Blacky Racing	7	51.668	0.582	0.046	7 88,836
17	262	Alex ENGBLOM	SWE	Tonykart	Soda Kart	7	51.769	0.683	0.101	3 88,663
18	226	Erik STILLMANN	SWE	Sodikart	Wallberg Motorsport	7	51.772	0.686	0.003	3 88,658
19	306	Kevin KEMMLING	GER	Formula K	Kartschmie.de	7	52.048	0.962	0.276	4 88,188
20	302	Kevin MINIER	FRA	Tonykart	MD Competition	7	52.087	1.001	0.039	7 88,122
21	244	Eva BENES	FRA	Kosmic	PKS	10	52.146	1.060	0.059	10 88,022
22	245	Hubert PETIT	FRA	Sodikart	Sodikart Junior Team	6	52.244	1.158	0.098	4 87,857
23	283	Marco FORRER	SUI	Mach 1	Kartteam Meier	7	52.549	1.463	0.305	4 87,347

Not classified										
DQ	255	Moritz OBERHEIM	GER	LH Kart	Matis Motorsport	6	51.836			3 88,548

Announcements

These results are provisional until the conclusion of any judicial and technical matters
 No. 255 excluded from qualifying practice / reason under the weight

Timekeeping Ingrid and Meik Wagner:

Clerk of the course Nigel Edwards:

Steward (Chairman) Horst Seidel:

Chief Scrutineer Paul Klaassen:

Licensed to: Motorsport Events

Printed: 11.05.2012 17:23:12

posted at:

h

www.mylaps.com



Rotax Euro Challenge 2012 Wackersdorf

Rotax Seniors

Wackersdorf 1,275 Km

Qualifying Practice Group S2

11.05.2012 16:00

Qualifying (15:00 Time) started at 16:00:00

Lap	Time of Day	Lap Tm	S1 Tm	S2 Tm	S3 Tm	Lap	Time of Day	Lap Tm	S1 Tm	S2 Tm	S3 Tm
(205) Sean BABINGTON						5	16:13:36.450	51.720	18.501	16.583	16.636
1	16:12:01.229	51.502	18.443	16.631	16.428	6	16:14:29.284	52.834	19.326	16.984	16.524
2	16:12:52.569	51.340	18.366	16.582	16.392	7	16:15:20.757	51.473	18.434	16.645	16.394
3	16:13:43.871	51.302	18.377	16.532	16.393	(232) James SINGLETON					
4	16:14:35.210	51.339	18.392	16.463	16.484	1	16:08:59.748	1:02.260	22.397	18.433	21.430
5	16:15:26.296	51.086	18.269	16.464	16.353	2	16:10:06.330	1:06.582	23.578	23.050	19.954
(214) Michael COOL						3	16:10:58.457	52.127	18.893	16.743	16.491
1	16:10:56.086	53.106	18.566	18.054	16.486	4	16:11:51.717	53.260	18.527	16.585	18.148
2	16:11:47.749	51.663	18.621	16.692	16.350	5	16:12:47.737	56.020	22.749	16.797	16.474
3	16:12:48.076	1:00.327	18.599	19.995	21.733	6	16:13:39.596	51.859	18.865	16.602	16.392
4	16:13:44.571	56.495	22.439	17.611	16.445	7	16:14:31.173	51.577	18.681	16.534	16.362
5	16:14:35.696	51.125	18.345	16.488	16.292	8	16:15:22.649	51.476	18.565	16.490	16.421
6	16:15:27.130	51.434	18.452	16.578	16.404	(304) Oliver NORRIS					
(212) Jiri FORMAN						1	16:10:08.192	56.688	21.883	17.937	16.868
1	16:11:10.888	1:04.638	24.277	22.157	18.204	2	16:11:04.806	56.614	19.453	17.650	19.511
2	16:12:02.412	51.524	18.504	16.627	16.393	3	16:11:57.485	52.679	19.379	16.726	16.574
3	16:12:53.683	51.271	18.320	16.584	16.367	4	16:12:49.644	52.159	18.675	16.614	16.870
4	16:13:44.937	51.254	18.377	16.529	16.348	5	16:13:41.948	52.304	19.010	16.684	16.610
5	16:14:36.180	51.243	18.504	16.454	16.285	6	16:14:33.476	51.528	18.700	16.448	16.380
6	16:15:27.569	51.389	18.576	16.475	16.338	7	16:15:25.109	51.633	18.661	16.490	16.482
(203) Edward BRAND						(246) Sabedin Berat TURKER					
1	16:10:05.874	53.063	19.122	17.151	16.790	1	16:10:06.770	1:08.929	23.753	23.967	21.209
2	16:10:57.776	51.902	18.585	16.876	16.441	2	16:10:59.931	53.161	19.177	16.902	17.082
3	16:11:49.456	51.680	18.495	16.781	16.404	3	16:11:51.781	51.850	18.539	16.783	16.528
4	16:12:40.781	51.325	18.289	16.699	16.337	4	16:12:44.141	52.360	18.829	16.811	16.720
5	16:13:34.214	53.433	20.439	16.677	16.317	5	16:13:36.292	52.151	18.539	16.631	16.981
6	16:14:25.732	51.518	18.598	16.558	16.362	6	16:14:28.603	52.311	19.243	16.676	16.392
7	16:15:17.203	51.471	18.455	16.571	16.445	7	16:15:20.140	51.537	18.535	16.599	16.403
(290) Ukyo SASAHARA						(207) Ferenc KANCSAR					
1	16:10:09.039	55.460	21.727	17.167	16.566	1	16:10:49.460	1:03.736	18.795	23.693	21.248
2	16:11:01.205	52.166	18.898	16.721	16.547	2	16:11:41.196	51.736	18.639	16.720	16.377
3	16:11:52.747	51.542	18.594	16.528	16.420	3	16:12:32.833	51.637	18.516	16.536	16.585
4	16:12:44.325	51.578	18.573	16.581	16.424	4	16:13:24.379	51.546	18.567	16.512	16.467
5	16:13:36.019	51.694	18.558	16.617	16.519	5	16:14:15.939	51.560	18.583	16.529	16.448
6	16:14:28.153	52.134	19.167	16.583	16.384	6	16:15:10.907	54.968	18.588	16.627	19.753
7	16:15:19.504	51.351	18.498	16.472	16.381	(271) Christopher FRIEDRICH					
(240) Petr BEZEL						1	16:10:55.671	53.130	18.769	17.905	16.456
1	16:10:10.465	56.141	22.233	17.244	16.664	2	16:11:47.425	51.754	18.658	16.698	16.398
2	16:11:02.305	51.840	18.780	16.679	16.381	3	16:12:39.674	52.249	19.213	16.634	16.402
3	16:11:53.680	51.375	18.526	16.516	16.333	4	16:13:31.352	51.678	18.684	16.597	16.397
4	16:12:45.239	51.559	18.597	16.447	16.515	5	16:14:22.961	51.609	18.686	16.532	16.391
5	16:13:36.617	51.378	18.512	16.492	16.374	6	16:15:14.670	51.709	18.721	16.581	16.407
6	16:14:29.013	52.396	19.433	16.583	16.380	(268) Francisco MORA					
7	16:15:20.450	51.437	18.458	16.608	16.371	1	16:10:57.944	51.753	18.682	16.693	16.378
(217) Glen VAN DROOGENBROECK						2	16:11:49.667	51.723	18.644	16.648	16.431
1	16:10:49.350	1:02.928	18.805	20.301	23.822	3	16:12:41.289	51.622	18.354	16.808	16.460
2	16:11:42.597	53.247	20.045	16.697	16.505	4	16:13:33.712	52.423	18.822	16.867	16.734
3	16:12:34.045	51.448	18.592	16.518	16.338	5	16:14:25.610	51.898	18.847	16.608	16.443
4	16:13:25.578	51.533	18.591	16.582	16.360	6	16:15:17.515	51.905	18.958	16.540	16.407
5	16:14:18.593	53.015	18.726	16.727	17.562	(303) Giorgio MAGGI					
6	16:15:10.657	52.064	18.729	16.832	16.503	1	16:10:10.589	1:00.858	26.315	17.534	17.009
(261) Stephane KOX						2	16:11:03.310	52.721	19.048	17.012	16.661
1	16:10:07.007	53.603	19.757	17.184	16.662	3	16:11:55.018	51.708	18.601	16.759	16.348
2	16:10:59.747	52.740	19.183	16.858	16.699	4	16:12:48.041	53.023	19.231	17.243	16.549
3	16:11:51.491	51.744	18.538	16.740	16.466	5	16:13:40.142	52.101	18.858	16.702	16.541
4	16:12:43.373	51.882	18.691	16.611	16.580	6	16:14:31.969	51.827	18.559	16.804	16.464
5	16:13:34.919	51.546	18.432	16.635	16.479	7	16:15:23.637	51.668	18.557	16.594	16.517
6	16:14:26.591	51.672	18.699	16.542	16.431	(262) Alex ENGBLOM					
7	16:15:18.052	51.461	18.515	16.544	16.402	1	16:10:12.256	57.274	23.065	17.618	16.591
(250) Ludvig MORIN						2	16:11:11.524	59.268	20.130	20.776	18.362
1	16:10:09.574	55.605	21.806	17.245	16.554	3	16:12:03.293	51.769	18.435	16.775	16.559
2	16:11:01.505	51.931	18.653	16.766	16.512	4	16:12:55.190	51.897	18.611	16.820	16.466
3	16:11:53.060	51.555	18.468	16.622	16.465	5	16:13:47.220	52.030	18.748	16.790	16.492
4	16:12:44.730	51.670	18.513	16.600	16.557	6	16:14:39.058	51.838	18.765	16.638	16.435
						7	16:15:31.058	52.000	18.744	16.747	16.509



Rotax Euro Challenge 2012 Wackersdorf

Rotax Seniors

Wackersdorf 1,275 Km

Qualifying Practice Group S2

11.05.2012 16:00

Qualifying (15:00 Time) started at 16:00:00

Lap	Time of Day	Lap Tm	S1 Tm	S2 Tm	S3 Tm
(226) Erik STILLMANN					
1	16:10:06.598	56.415	22.085	17.194	17.136
2	16:10:58.690	52.092	18.813	16.856	16.423
3	16:11:50.462	51.772	18.514	16.668	16.590
4	16:12:42.340	51.878	18.665	16.712	16.501
5	16:13:34.564	52.224	19.069	16.736	16.419
6	16:14:26.946	52.382	19.170	16.812	16.400
7	16:15:18.810	51.864	18.630	16.609	16.625
(255) Moritz OBERHEIM					
1	16:10:56.604	52.591	19.149	16.893	16.549
2	16:11:48.628	52.024	18.740	16.718	16.566
3	16:12:40.464	51.836	18.691	16.685	16.460
4	16:13:33.597	53.133	19.846	16.632	16.655
5	16:14:29.869	56.272	23.038	16.747	16.487
6	16:15:21.915	52.046	18.713	16.665	16.668
(306) Kevin KEMMLING					
1	16:10:29.183	52.945	19.573	16.785	16.587
2	16:11:21.418	52.235	18.818	16.808	16.609
3	16:12:13.566	52.148	18.863	16.747	16.538
4	16:13:05.614	52.048	18.787	16.749	16.512
5	16:13:58.058	52.444	19.012	16.875	16.557
6	16:14:50.327	52.269	19.018	16.783	16.468
7	16:15:44.320	53.993	19.006	16.855	18.132
(302) Kevin MINIER					
1	16:10:11.073	58.615	24.428	17.304	16.883
2	16:11:04.410	53.337	19.722	16.856	16.759
3	16:11:56.786	52.376	18.807	16.778	16.791
4	16:12:48.960	52.174	18.863	16.645	16.666
5	16:13:44.293	55.333	19.492	16.611	19.230
6	16:14:36.918	52.625	19.510	16.577	16.538
7	16:15:29.005	52.087	18.856	16.692	16.539
(244) Eva BENES					
1	16:07:04.804	53.033	19.278	17.046	16.709
2	16:07:57.720	52.916	19.084	17.060	16.772
3	16:08:51.007	53.287	19.311	17.135	16.841
4	16:09:44.580	53.573	19.908	16.926	16.739
5	16:10:37.554	52.974	19.303	16.995	16.676
6	16:11:30.419	52.865	19.190	16.938	16.737
7	16:12:26.428	56.009	19.331	16.963	19.715
8	16:13:25.208	58.780	24.362	17.886	16.532
9	16:14:18.152	52.944	19.260	16.815	16.869
10	16:15:10.298	52.146	19.012	16.689	16.445
(245) Hubert PETIT					
1	16:10:57.299	53.399	19.091	17.445	16.863
2	16:11:51.297	53.998	20.516	16.729	16.753
3	16:12:45.816	54.519	19.583	16.670	18.266
4	16:13:38.060	52.244	19.017	16.691	16.536
5	16:14:30.897	52.837	19.497	16.757	16.583
6	16:15:23.512	52.615	19.332	16.706	16.577
(283) Marco FORRER					
1	16:10:10.758	58.943	24.666	17.596	16.681
2	16:11:03.953	53.195	19.270	17.016	16.909
3	16:11:56.982	53.029	19.066	16.866	17.097
4	16:12:49.531	52.549	18.859	16.762	16.928
5	16:13:42.770	53.239	19.401	17.113	16.725
6	16:14:35.541	52.771	18.942	16.764	17.065
7	16:15:28.667	53.126	19.540	16.910	16.676



Rotax Euro Challenge 2012 Wackersdorf

Rotax Seniors

Wackersdorf 1,275 Km

Qualifying Practice Group S3 **-NEW-**

11.05.2012 16:30

Qualifying (15:00 Time) started at 16:30:01

Pos	No.	Name	Nat.	Chassis	Race Team	Laps	Best Tm	Diff	Gap In Lap	km/h
1	208	Charlie EASTWOOD	IRL	Formula K	Protrain Racing	7	51.046			5 89,919
2	222	Pierce LEHANE	AUS	Alonso	Dan Holland Racing	6	51.047	0.001	0.001	3 89,917
3	236	Andy KING	GBR	Tonykart	Strawberry Racing	7	51.188	0.142	0.141	3 89,669
4	211	Shaun SLAVIN	GBR	Formula K	Formula K Europe	6	51.229	0.183	0.041	3 89,598
5	299	Philip MORIN	SWE	Alonso	Dan Holland Racing	6	51.339	0.293	0.110	2 89,406
6	296	Josh HART	NZL	Birel	Kalman Motorsport	6	51.368	0.322	0.029	3 89,355
7	224	Aavo TALVAR	EST	Intrepid	Talvar Racing	6	51.500	0.454	0.132	4 89,126
8	270	Santeri VARIS	FIN	Tonykart	JTL Racing	6	51.547	0.501	0.047	3 89,045
9	218	Nicolai NIELSEN	DEN	TBA	Star Karting	6	51.554	0.508	0.007	3 89,033
10	284	Oliver MYERS	GBR	Tonykart	Coles Racing	8	51.636	0.590	0.082	8 88,891
11	259	Nicolas PICOT	FRA	Sodikart	Kart Pro Racing	7	51.657	0.611	0.021	3 88,855
12	266	Petr FULIN	CZE	MS Kart	MS Kart Racing Team	6	51.677	0.631	0.020	3 88,821
13	238	Alexandre FINKELSTEIN	FRA	Tonykart	MD Competition	8	51.690	0.644	0.013	6 88,799
14	223	Jacob NIELSEN	DEN	Kosmic	Star Karting	6	51.702	0.656	0.012	2 88,778
15	300	Joel AFFOLTER	NED	Gillard	PDB Racing Team	7	51.810	0.764	0.108	4 88,593
16	227	Matija JURKOVIC	SLO	Formula K	MLM Racing KK	6	51.829	0.783	0.019	3 88,560
17	280	Brandon NILSSON	SWE	Exprit	Brandon Racing	8	51.907	0.861	0.078	4 88,427
18	267	Max RENBERG	SWE	Tonykart	Soda Kart	6	52.011	0.965	0.104	3 88,251
19	279	Juuso KAUKELIN	FIN	Tonykart	JTL Racing	6	52.087	1.041	0.076	3 88,122
20	286	Lukasz BARTOSZUK	POL	Praga	Uniq Racing	7	52.092	1.046	0.005	6 88,113
21	257	Ebba GRANDIN	SWE	Kosmic	Soda Kart	12	52.094	1.048	0.002	9 88,110
22	263	Henry EASTHOPE	GBR	Sodikart	Sodikart Junior Team	6	52.155	1.109	0.061	4 88,007

Not classified

DNS	230	Charlie TURNER	GBR	CRG	Coles Racing					0 -
DQ	248	Artem KOROLEV	CAN	Intrepid	Team TKP	1	53.187			1 86,299

Announcements

These results are provisional until the conclusion of any judicial and technical matters
 No. 248 excluded from qualifying practice / reason under the weight

Timekeeping Ingrid and Meik Wagner:

Clerk of the course Nigel Edwards:

Steward (Chairman) Horst Seidel:

Chief Scrutineer Paul Klaassen:

Licensed to: Motorsport Events

Printed: 11.05.2012 18:00:25

posted at:

h



Rotax Euro Challenge 2012 Wackersdorf

Rotax Seniors

Wackersdorf 1,275 Km

Qualifying Practice Group S3

11.05.2012 16:30

Qualifying (15:00 Time) started at 16:30:01

Lap	Time of Day	Lap Tm	S1 Tm	S2 Tm	S3 Tm	Lap	Time of Day	Lap Tm	S1 Tm	S2 Tm	S3 Tm
(208) Charlie EASTWOOD						(284) Oliver MYERS					
1	16:39:59.000	56.550	23.086	17.115	16.349	6	16:45:42.027	52.032	18.848	16.633	16.551
2	16:40:50.878	51.878	18.804	16.789	16.285	1	16:39:03.014	1:23.606	24.378	26.509	32.719
3	16:41:42.041	51.163	18.471	16.445	16.247	2	16:39:57.706	54.692	21.359	16.871	16.462
4	16:42:33.311	51.270	18.498	16.488	16.284	3	16:40:49.952	52.246	18.846	16.872	16.528
5	16:43:24.357	51.046	18.353	16.416	16.277	4	16:41:41.926	51.974	18.738	16.744	16.492
6	16:44:17.751	53.394	19.627	17.397	16.370	5	16:42:34.046	52.120	19.015	16.600	16.505
7	16:45:08.960	51.209	18.447	16.483	16.279	6	16:43:26.289	52.243	19.122	16.671	16.450
(222) Pierce LEHANE						(259) Nicolas PICOT					
1	16:41:27.702	1:00.726	20.391	16.684	23.651	7	16:44:18.300	52.011	18.840	16.678	16.493
2	16:42:19.168	51.466	18.736	16.485	16.245	8	16:45:09.936	51.636	18.592	16.608	16.436
3	16:43:10.215	51.047	18.402	16.415	16.230	(266) Petr FULIN					
4	16:44:01.340	51.125	18.495	16.393	16.237	1	16:40:58.662	51.684	18.568	16.724	16.392
5	16:44:53.521	52.181	19.087	16.599	16.495	2	16:41:50.798	52.136	18.681	16.970	16.485
6	16:45:44.755	51.234	18.455	16.457	16.322	3	16:42:42.475	51.677	18.621	16.615	16.441
(236) Andy KING						(266) Petr FULIN					
1	16:39:59.963	55.831	22.727	16.666	16.438	4	16:43:34.169	51.694	18.560	16.635	16.499
2	16:40:51.492	51.529	18.556	16.576	16.397	5	16:44:26.572	52.403	18.590	16.872	16.941
3	16:41:42.680	51.188	18.481	16.427	16.280	6	16:45:18.039	51.723	18.720	16.615	16.388
4	16:42:34.200	51.520	18.556	16.520	16.444	(211) Shaun SLAVIN					
5	16:43:25.744	51.544	18.592	16.595	16.357	1	16:41:22.143	53.531	20.512	16.547	16.472
6	16:44:17.276	51.532	18.523	16.627	16.382	2	16:42:14.134	51.991	19.162	16.527	16.302
7	16:45:08.831	51.555	18.627	16.563	16.365	3	16:43:05.363	51.229	18.499	16.459	16.271
(211) Shaun SLAVIN						(238) Alexandre FINKELSTEIN					
1	16:41:22.143	53.531	20.512	16.547	16.472	1	16:39:07.372	58.022	23.505	17.331	17.186
2	16:42:14.134	51.991	19.162	16.527	16.302	2	16:40:03.089	55.717	22.079	17.238	16.400
3	16:43:05.363	51.229	18.499	16.459	16.271	3	16:40:54.904	51.815	18.685	16.637	16.493
4	16:43:59.329	53.966	18.789	16.473	18.704	4	16:41:46.688	51.784	18.736	16.550	16.498
5	16:44:52.234	52.905	20.019	16.553	16.333	5	16:42:38.569	51.881	18.822	16.631	16.428
6	16:45:43.510	51.276	18.456	16.524	16.296	6	16:43:30.259	51.690	18.657	16.575	16.458
(299) Philip MORIN						(223) Jacob NIELSEN					
1	16:41:21.451	52.227	19.134	16.543	16.550	1	16:41:22.219	52.794	19.509	16.871	16.414
2	16:42:12.790	51.339	18.406	16.566	16.367	2	16:42:13.921	51.702	18.720	16.609	16.373
3	16:43:04.274	51.484	18.454	16.657	16.373	3	16:43:05.761	51.840	18.894	16.632	16.314
4	16:43:58.574	54.300	21.424	16.429	16.447	4	16:43:57.778	52.017	18.739	16.656	16.622
5	16:44:50.130	51.556	18.388	16.629	16.539	5	16:44:49.901	52.123	18.714	16.704	16.705
6	16:45:41.547	51.417	18.454	16.484	16.479	6	16:45:42.289	52.388	19.191	16.676	16.521
(296) Josh HART						(300) Joel AFFOLTER					
1	16:41:25.999	59.616	18.828	19.213	21.575	1	16:39:57.260	54.588	21.306	16.742	16.540
2	16:42:17.637	51.638	18.660	16.615	16.363	2	16:40:49.440	52.180	19.018	16.706	16.456
3	16:43:09.005	51.368	18.492	16.536	16.340	3	16:41:41.330	51.890	18.958	16.502	16.430
4	16:44:00.416	51.411	18.577	16.523	16.311	4	16:42:33.140	51.810	18.891	16.523	16.396
5	16:44:51.883	51.467	18.461	16.584	16.422	5	16:43:24.956	51.816	18.881	16.557	16.378
6	16:45:50.969	59.086	23.385	17.486	18.215	6	16:44:16.768	51.812	18.776	16.521	16.515
(224) Aavo TALVAR						(227) Matija JURKOVIC					
1	16:40:58.349	51.862	18.695	16.627	16.540	1	16:41:22.687	53.699	20.421	16.694	16.584
2	16:41:50.059	51.710	18.804	16.527	16.379	2	16:42:14.657	51.970	18.956	16.628	16.386
3	16:42:41.623	51.564	18.673	16.520	16.371	3	16:43:06.486	51.829	18.732	16.747	16.350
4	16:43:33.123	51.500	18.586	16.506	16.408	4	16:43:59.452	52.966	18.973	16.724	17.269
5	16:44:27.138	54.015	18.621	16.626	18.768	5	16:44:51.298	51.846	18.766	16.594	16.486
6	16:45:18.700	51.562	18.590	16.561	16.411	6	16:45:43.169	51.871	18.764	16.535	16.572
(270) Santeri VARIS						(280) Brandon NILSSON					
1	16:41:23.693	52.050	18.703	16.773	16.574	1	16:39:22.230	52.849	19.273	17.003	16.573
2	16:42:15.999	52.306	18.512	16.796	16.998	2	16:40:15.708	53.478	19.865	17.077	16.536
3	16:43:07.546	51.547	18.618	16.620	16.309	3	16:41:07.810	52.102	18.864	16.712	16.526
4	16:43:59.251	51.705	18.477	16.568	16.660	4	16:41:59.717	51.907	18.714	16.703	16.490
5	16:44:50.919	51.668	18.589	16.625	16.454	5	16:42:51.683	51.966	18.747	16.723	16.496
6	16:45:42.544	51.625	18.608	16.613	16.404	6	16:43:43.635	51.952	18.680	16.670	16.602
(218) Nicolai NIELSEN						(280) Brandon NILSSON					
1	16:41:21.623	54.559	19.353	16.970	18.236	7	16:44:35.935	52.300	18.661	16.828	16.811
2	16:42:13.237	51.614	18.638	16.545	16.431	8	16:45:27.903	51.968	18.832	16.624	16.512
3	16:43:04.791	51.554	18.708	16.524	16.322						
4	16:43:57.990	53.199	18.840	16.591	17.768						
5	16:44:49.995	52.005	18.750	16.674	16.581						



Rotax Euro Challenge 2012 Wackersdorf

Rotax Seniors

Wackersdorf 1,275 Km

Qualifying Practice Group S3

11.05.2012 16:30

Qualifying (15:00 Time) started at 16:30:01

Lap	Time of Day	Lap Tm	S1 Tm	S2 Tm	S3 Tm	Lap	Time of Day	Lap Tm	S1 Tm	S2 Tm	S3 Tm
(267) Max RENBERG											
1	16:41:01.401	52.024	18.764	16.852	16.408						
2	16:41:53.512	52.111	18.791	16.756	16.564						
3	16:42:45.523	52.011	18.796	16.661	16.554						
4	16:43:37.665	52.142	18.865	16.620	16.657						
5	16:44:30.724	53.059	18.934	17.185	16.940						
6	16:45:23.489	52.765	19.184	16.917	16.664						
(279) Juuso KAUKELIN											
1	16:41:24.658	52.529	18.829	17.120	16.580						
2	16:42:16.913	52.255	18.886	16.739	16.630						
3	16:43:09.000	52.087	18.719	16.807	16.561						
4	16:44:01.179	52.179	18.943	16.716	16.520						
5	16:44:53.979	52.800	18.856	16.766	17.178						
6	16:45:46.137	52.158	18.732	16.777	16.649						
(286) Lukasz BARTOSZUK											
1	16:39:48.858	52.945	19.220	16.998	16.727						
2	16:40:41.279	52.421	18.996	16.803	16.622						
3	16:41:33.690	52.411	18.972	16.760	16.679						
4	16:42:26.002	52.312	18.887	16.903	16.522						
5	16:43:19.401	53.399	20.105	16.751	16.543						
6	16:44:11.493	52.092	18.774	16.752	16.566						
7	16:45:03.774	52.281	18.940	16.733	16.608						
(257) Ebba GRANDIN											
1	16:35:39.692	52.641	18.984	17.040	16.617						
2	16:36:32.253	52.561	18.960	16.893	16.708						
3	16:37:25.067	52.814	19.368	16.878	16.568						
4	16:38:17.494	52.427	18.951	16.901	16.575						
5	16:39:09.910	52.416	18.863	16.923	16.630						
6	16:40:02.391	52.481	19.103	16.790	16.588						
7	16:40:54.805	52.414	18.770	17.050	16.594						
8	16:41:47.324	52.519	19.169	16.804	16.546						
9	16:42:39.418	52.094	18.905	16.642	16.547						
10	16:43:31.755	52.337	18.749	16.773	16.815						
11	16:44:25.161	53.406	18.667	17.537	17.202						
12	16:45:17.851	52.690	18.849	16.820	17.021						
(263) Henry EASTHOPE											
1	16:41:25.112	55.531	21.272	17.529	16.730						
2	16:42:18.111	52.999	19.158	17.273	16.568						
3	16:43:10.734	52.623	18.977	17.066	16.580						
4	16:44:02.889	52.155	19.036	16.752	16.367						
5	16:44:55.128	52.239	19.036	16.746	16.457						
6	16:45:47.297	52.169	18.994	16.648	16.527						
(248) Artem KOROLEV											
1	16:39:50.855	53.187	19.423	17.141	16.623						

Timekeeping Ingrid and Meik Wagner:

Clerk of the course Nigel Edwards:

Steward (Chairman) Horst Seidel:

Chief Scrutineer Paul Klaassen:

www.mylaps.com

Licensed to: Motorsport Events



Rotax Euro Challenge 2012 Wackersdorf

Rotax Seniors

Wackersdorf 1,275 Km

Total result Qualifying Group S1/S2/S3 -Official Result-

Pos	No.	Name	Nat.	Chassis	Race Team	total Best Tm	Diff	QS1 Best Tm	QS2 Best Tm	QS3 Best Tm
1	208	Charlie EASTWOOD	IRL	Formula K	Protrain Racing	51.046				51.046
2	222	Pierce LEHANE	AUS	Alonso	Dan Holland Racing	51.047	0.001			51.047
3	205	Sean BABINGTON	GBR	Alonso	Dan Holland Racing	51.086	0.040		51.086	
4	294	Makino TADASUKE	JPN	Birel	Kalman Motorsport	51.118	0.072	51.118		
5	214	Michael COOL	BEL	Tonykart	Bouvin Power	51.125	0.079		51.125	
6	254	Harrison SCOTT	GBR	Tonykart	Strawberry Racing	51.148	0.102	51.148		
7	236	Andy KING	GBR	Tonykart	Strawberry Racing	51.188	0.142			51.188
8	260	Bas de LAAT	NED	Gillard	PDB Racing Team	51.194	0.148	51.194		
9	211	Shaun SLAVIN	GBR	Formula K	Formula K Europe	51.229	0.183			51.229
10	212	Jiri FORMAN	GBR	MS Kart	MS Kart Racing Team	51.243	0.197		51.243	
11	221	Jesse LAZARE	CAN	Formula K	Chapman Racing/Protrain	51.246	0.200	51.246		
12	301	Jonathan JOHANSSON	SWE	Gillard	PDB Racing Team	51.311	0.265	51.311		
13	216	Bryan EERDEN	NED	Gillard	PDB Racing Team	51.319	0.273	51.319		
14	203	Edward BRAND	GBR	Formula K	Formula K Europe	51.325	0.279		51.325	
15	213	Thomas BENISRI	FRA	Sodikart	Win Max	51.334	0.288	51.334		
16	299	Philip MORIN	SWE	Alonso	Dan Holland Racing	51.339	0.293			51.339
17	234	Ash HAND	GBR	Tonykart	Strawberry Racing	51.343	0.297	51.343		
18	269	John FRIBERG	SWE	Tonykart	Soda Kart	51.350	0.304	51.350		
19	290	Ukyo SASAHARA	JPN	DR	VPDR	51.351	0.305		51.351	
20	296	Josh HART	NZL	Birel	Kalman Motorsport	51.368	0.322			51.368
21	240	Petr BEZEL	CZE	MS Kart	MS Kart Racing Team	51.375	0.329		51.375	
22	217	Glen VAN DROOGENBROE	BEL	Tonykart	Bouvin Power	51.448	0.402		51.448	
23	261	Stephane KOX	NED	Formula K	Formula K Europe	51.461	0.415		51.461	
24	219	Andreas BACKMAN	SWE	Tonykart	Strawberry Racing	51.464	0.418	51.464		
25	250	Ludvig MORIN	SWE	Kosmic	Paul Carr Racing	51.473	0.427		51.473	
26	232	James SINGLETON	GBR	CRG	Coles Racing	51.476	0.430		51.476	
27	293	Sandor JAKAB	SVK	Birel	Kalman Motorsport	51.486	0.440	51.486		
28	224	Aavo TALVAR	EST	Intrepid	Talvar Racing	51.500	0.454			51.500
29	278	Barrie PULLINGER	GBR	Alonso	Dan Holland Racing	51.512	0.466	51.512		
30	304	Oliver NORRIS	GBR	Tonykart	RL Racing Dept Ltd	51.528	0.482		51.528	
31	246	Sabedin Berat TURKER	TUR	Formula K	Protrain Racing	51.537	0.491		51.537	
32	207	Ferenc KANCSAR	AUT	Birel	Kalman Motorsport	51.546	0.500		51.546	
33	270	Santeri VARIS	FIN	Tonykart	JTL Racing	51.547	0.501			51.547
34	218	Nicolai NIELSEN	DEN	TBA	Star Karting	51.554	0.508			51.554
35	271	Christopher FRIEDRICH	GER	Praga	M-Tec/Praga Racing	51.609	0.563		51.609	
36	268	Francisco MORA	POR	FA	Cabo do Mundo Kartteam	51.622	0.576		51.622	
37	284	Oliver MYERS	GBR	Tonykart	Coles Racing	51.636	0.590			51.636
38	259	Nicolas PICOT	FRA	Sodikart	Kart Pro Racing	51.657	0.611			51.657
39	303	Giorgio MAGGI	SUI	Tonykart	Blacky Racing	51.668	0.622		51.668	
40	266	Petr FULIN	CZE	MS Kart	MS Kart Racing Team	51.677	0.631			51.677
41	252	Juuso PYKALAINEN	FIN	Tonykart	MPT Racing	51.681	0.635	51.681		
42	258	Mikkel JOHNSEN	DEN	Intrepid	DMT Racing	51.683	0.637	51.683		
43	272	Jules COUSIN	FRA	FA Kart	DSS Kart	51.689	0.643	51.689		
44	238	Alexandre FINKELSTEIN	FRA	Tonykart	MD Competition	51.690	0.644			51.690
45	223	Jacob NIELSEN	DEN	Kosmic	Star Karting	51.702	0.656			51.702

Announcements

These results are provisional until the conclusion of any judicial and technical matters
 No. 255 + 248 excluded from qualifying practice / reason under the weight



Rotax Euro Challenge 2012 Wackersdorf

Rotax Seniors

Wackersdorf 1,275 Km

Total result Qualifying Group S1/S2/S3 -Official Result-

Pos	No.	Name	Nat.	Chassis	Race Team	total Best Tm	Diff	QS1 Best Tm	QS2 Best Tm	QS3 Best Tm
46	220	Mathias SMITH	DEN	Kosmic	Star Karting	51.747	0.701	51.747		
47	225	Jeremie LESOUDIER	FRA	Kosmic	PKS	51.747	0.701	51.747		
48	237	Sten Dorian PIIRIMAGI	EST	Tonykart	Aix Racing Team	51.765	0.719	51.765		
49	262	Alex ENGBLOM	SWE	Tonykart	Soda Kart	51.769	0.723		51.769	
50	226	Erik STILLMANN	SWE	Sodikart	Wallberg Motorsport	51.772	0.726		51.772	
51	300	Joel AFFOLTER	NED	Gillard	PDB Racing Team	51.810	0.764			51.810
52	227	Matija JURKOVIC	SLO	Formula K	MLM Racing KK	51.829	0.783			51.829
53	241	Pierre AUVRAY	FRA	FA Kart	DSS Kart	51.862	0.816	51.862		
54	280	Brandon NILSSON	SWE	Exprit	Brandon Racing	51.907	0.861			51.907
55	267	Max RENBERG	SWE	Tonykart	Soda Kart	52.011	0.965			52.011
56	233	Manon CHAVAGNE	NED	Topkart	Slangen Karting	52.012	0.966	52.012		
57	242	Miroslav KOVAR	CZE	MS Kart	MS Kart Racing Team	52.044	0.998	52.044		
58	306	Kevin KEMMLING	GER	Formula K	Kartschmie.de	52.048	1.002		52.048	
59	279	Juuso KAUKELIN	FIN	Tonykart	JTL Racing	52.087	1.041			52.087
60	302	Kevin MINIER	FRA	Tonykart	MD Competition	52.087	1.041		52.087	
61	286	Lukasz BARTOSZUK	POL	Praga	Uniq Racing	52.092	1.046			52.092
62	257	Ebba GRANDIN	SWE	Kosmic	Soda Kart	52.094	1.048			52.094
63	244	Eva BENES	FRA	Kosmic	PKS	52.146	1.100		52.146	
64	263	Henry EASTHOPE	GBR	Sodikart	Sodikart Junior Team	52.155	1.109			52.155
65	288	Cecile MARTINI	FRA	Sodikart	Martini Racing	52.173	1.127	52.173		
66	243	Glenn VAN PARIJS	BEL	Zanardi	Raw Racing Team	52.195	1.149	52.195		
67	245	Hubert PETIT	FRA	Sodikart	Sodikart Junior Team	52.244	1.198		52.244	
68	275	Benjamin KARLOG	DEN	Tonykart	RS Competition	52.377	1.331	52.377		
69	283	Marco FORRER	SUI	Mach 1	Kartteam Meier	52.549	1.503		52.549	
DQ	255	Moritz OBERHEIM	GER	LH Kart	Matis Motorsport					
DQ	248	Artem KOROLEV	CAN	Intrepid	Team TKP					
DNS	230	Charlie TURNER	GBR	CRG	Coles Racing					

Announcements

These results are provisional until the conclusion of any judicial and technical matters
 No. 255 + 248 excluded from qualifying practice / reason under the weight

Timekeeping Ingrid and Meik Wagner:

Clerk of the course Nigel Edwards:

www.mylaps.com

Steward (Chairman) Horst Seidel:

Chief Scrutineer Paul Klaassen:

Licensed to: Motorsport Events

**Heat organization
Rotax Euro Challenge 2012
Wackersdorf / Germany
Rotax Max Seniors Group A**

Group	Pos	No.	Firstname	Lastname	Class	Overall BestTm
Group A	1	208	Charlie	EASTWOOD	Seniors	51.046
Group A	6	254	Harrison	SCOTT	Seniors	51.148
Group A	11	221	Jesse	LAZARE	Seniors	51.246
Group A	16	299	Philip	MORIN	Seniors	51.339
Group A	21	240	Petr	BEZEL	Seniors	51.375
Group A	26	232	James	SINGLETON	Seniors	51.476
Group A	31	246	Sabedin Berat	TURKER	Seniors	51.537
Group A	36	268	Francisco	MORA	Seniors	51.622
Group A	41	252	Juuso	PYKALAINEN	Seniors	51.681
Group A	46	220	Mathias	SMITH	Seniors	51.747
Group A	51	300	Joel	AFFOLTER	Seniors	51.810
Group A	56	233	Manon	CHAVAGNE	Seniors	52.012
Group A	61	286	Lukasz	BARTOSZUK	Seniors	52.092
Group A	66	243	Glenn	VAN PARIJS	Seniors	52.195
Group A	71	248	Artem	KOROLEV	Seniors	EXC



Clerk of the course Nigel Edwards:

Stewards (Chairman) Horst Seidel:

Scrutineer Paul Klaassen:

Timekeeping Ingrid/Meik Wagner:

Printed: 11.05.2012 17:42

Posted at: h

**Heat organization
Rotax Euro Challenge 2012
Wackersdorf / Germany
Rotax Max Seniors Group B**

Group	Pos	No.	Firstname	Lastname	Class	Overall BestTm
Group B	2	222	Pierce	LEHANE	Seniors	51.047
Group B	7	236	Andy	KING	Seniors	51.188
Group B	12	301	Jonathan	JOHANSSON	Seniors	51.311
Group B	17	234	Ash	HAND	Seniors	51.343
Group B	22	217	Glen	VAN DROOGENB	Seniors	51.448
Group B	27	293	Sandor	JAKAB	Seniors	51.486
Group B	32	207	Ferenc	KANCSAR	Seniors	51.546
Group B	37	284	Oliver	MYERS	Seniors	51.636
Group B	42	258	Mikkel	JOHNSEN	Seniors	51.683
Group B	47	225	Jeremie	LESOUDIER	Seniors	51.747
Group B	52	227	Matija	JURKOVIC	Seniors	51.829
Group B	57	242	Miroslav	KOVAR	Seniors	52.044
Group B	62	257	Ebba	GRANDIN	Seniors	52.094
Group B	67	245	Hubert	PETIT	Seniors	52.244
Group B	72	230	Charlie	TURNER	Seniors	DNS



Clerk of the course Nigel Edwards:

Stewards (Chairman) Horst Seidel:

Scrutineer Paul Klaassen:

Timekeeping Ingrid/Meik Wagner:

Printed: 11.05.2012 17:42

Posted at: h

**Heat organization
Rotax Euro Challenge 2012
Wackersdorf / Germany
Rotax Max Seniors Group C**

Group	Pos	No.	Firstname	Lastname	Class	Overall BestTm
Group C	3	205	Sean	BABINGTON	Seniors	51.086
Group C	8	260	Bas	de LAAT	Seniors	51.194
Group C	13	216	Bryan	EERDEN	Seniors	51.319
Group C	18	269	John	FRIBERG	Seniors	51.350
Group C	23	261	Stephane	KOX	Seniors	51.461
Group C	28	224	Aavo	TALVAR	Seniors	51.500
Group C	33	270	Santeri	VARIS	Seniors	51.547
Group C	38	259	Nicolas	PICOT	Seniors	51.657
Group C	43	272	Jules	COUSIN	Seniors	51.689
Group C	48	237	Sten Dorian	PIIRIMAGI	Seniors	51.765
Group C	53	241	Pierre	AUVRAY	Seniors	51.862
Group C	58	306	Kevin	KEMMLING	Seniors	52.048
Group C	63	244	Eva	BENES	Seniors	52.146
Group C	68	275	Benjamin	KARLOG	Seniors	52.377



Clerk of the course Nigel Edwards:

Stewards (Chairman) Horst Seidel:

Scrutineer Paul Klaassen:

Timekeeping Ingrid/Meik Wagner:

Printed: 11.05.2012 17:42

posted at: h

**Heat organization
Rotax Euro Challenge 2012
Wackersdorf / Germany
Rotax Max Seniors Group D**

Group	Pos	No.	Firstname	Lastname	Class	Overall BestTm
Group D	4	294	Makino	TADASUKE	Seniors	51.118
Group D	9	211	Shaun	SLAVIN	Seniors	51.229
Group D	14	203	Edward	BRAND	Seniors	51.325
Group D	19	290	Ukyo	SASAHARA	Seniors	51.351
Group D	24	219	Andreas	BACKMAN	Seniors	51.464
Group D	29	278	Barrie	PULLINGER	Seniors	51.512
Group D	34	218	Nicolai	NIELSEN	Seniors	51.554
Group D	39	303	Giorgio	MAGGI	Seniors	51.668
Group D	44	238	Alexandre	FINKELSTEIN	Seniors	51.690
Group D	49	262	Alex	ENGBLOM	Seniors	51.769
Group D	54	280	Brandon	NILSSON	Seniors	51.907
Group D	59	279	Juuso	KAUKELIN	Seniors	52.087
Group D	64	263	Henry	EASTHOPE	Seniors	52.155
Group D	69	283	Marco	FORRER	Seniors	52.549



Clerk of the course Nigel Edwards:

Stewards (Chairman) Horst Seidel:

Scrutineer Paul Klaassen:

Timekeeping Ingrid/Meik Wagner:

Printed: 11.05.2012 17:42

posted at: h

**Heat organization
Rotax Euro Challenge 2012
Wackersdorf / Germany
Group E**

Group	Pos	No.	Firstname	Lastname	Class	Overall BestTm
Group E	5	214	Michael	COOL	Seniors	51.125
Group E	10	212	Jiri	FORMAN	Seniors	51.243
Group E	15	213	Thomas	BENISRI	Seniors	51.334
Group E	20	296	Josh	HART	Seniors	51.368
Group E	25	250	Ludvig	MORIN	Seniors	51.473
Group E	30	304	Oliver	NORRIS	Seniors	51.528
Group E	35	271	Christopher	FRIEDRICH	Seniors	51.609
Group E	40	266	Petr	FULIN	Seniors	51.677
Group E	45	223	Jacob	NIELSEN	Seniors	51.702
Group E	50	226	Erik	STILLMANN	Seniors	51.772
Group E	55	267	Max	RENBURG	Seniors	52.011
Group E	60	302	Kevin	MINIER	Seniors	52.087
Group E	65	288	Cecile	MARTINI	Seniors	52.173
Group E	70	255	Moritz	OBERHEIM	Seniors	EXC



Clerk of the course Nigel Edwards:

Stewards (Chairman) Horst Seidel:

Scrutineer Paul Klaassen:

Timekeeping Ingrid/Meik Wagner:

Printed: 11.05.2012 17:42

posted at: h

Rotax Euro Challenge 2012
 Class: Rotax Max Seniors
 Date/Time: 12.05.2012 10:10

Track: Wackersdorf / Germany
 Heat: Race 1 Qualifying Heat 1 A+B
 Laps: 11

Edition 1

	35		18		36
	33		17		34
	31		16		32
Artem KOROLEV	248	Group A EXC	15	Charlie TURNER	230 Group B DNS
Glenn VAN PARIJS	243	Group A 52.195	14	Hubert PETIT	245 Group B 52.244
Lukasz BARTOSZUK	286	Group A 52.092	13	Ebba GRANDIN	257 Group B 52.094
Manon CHAVAGNE	233	Group A 52.012	12	Miroslav KOVAR	242 Group B 52.044
Joel AFFOLTER	300	Group A 51.810	11	Matija JURKOVIC	227 Group B 51.829
Mathias SMITH	220	Group A 51.747	10	Jeremie LESOUDIER	225 Group B 51.747
Juuso PYKALAINEN	252	Group A 51.681	9	Mikkel JOHNSEN	258 Group B 51.683
Francisco MORA	268	Group A 51.622	8	Oliver MYERS	284 Group B 51.636
Sabedin Berat TURKER	246	Group A 51.537	7	Ferenc KANCSAR	207 Group B 51.546
James SINGLETON	232	Group A 51.476	6	Sandor JAKAB	293 Group B 51.486
Petr BEZEL	240	Group A 51.375	5	Glen VAN DROOGENI	217 Group B 51.448
Philip MORIN	299	Group A 51.339	4	Ash HAND	234 Group B 51.343
Jesse LAZARE	221	Group A 51.246	3	Jonathan JOHANSSON	301 Group B 51.311
Harrison SCOTT	254	Group A 51.148	2	Andy KING	236 Group B 51.188
Charlie EASTWOOD	208	Group A 51.046	1	Pierce LEHANE	222 Group B 51.047

Pole Position

Row

Clerk of the course Nigel Edwards:
 Stewards (Chairman) Horst Seidel:

Scrutineer Paul Klaassen:
 Timekeeping Ingrid/Meik Wagner:

posted at: h

These results are provisional until the conclusion of any judicial and technical matters

printed 11.05.2012 18:09

Rotax Euro Challenge 2012
 Class: Rotax Max Seniors
 Date/Time: 12.05.2012 10:30

Track: Wackersdorf / Germany
 Heat: Race 2 Qualifying Heat 2 C+D
 Laps: 11

Edition 1

	35	18		36
	33	17		34
	31	16		32
	29	15		30
Benjamin KARLOG	275	14	Marco FORRER	283
	27			28
Eva BENES	244	13	Henry EASTHOPE	263
	25			26
Kevin KEMMLING	306	12	Juuso KAUKELIN	279
	23			24
Pierre AUVRAY	241	11	Brandon NILSSON	280
	21			22
Sten Dorian PIIRIMAGI	237	10	Alex ENGBLOM	262
	19			20
Jules COUSIN	272	9	Alexandre FINKELSTEIN	238
	17			18
Nicolas PICOT	259	8	Giorgio MAGGI	303
	15			16
Santeri VARIS	270	7	Nicolai NIELSEN	218
	13			14
Aavo TALVAR	224	6	Barrie PULLINGER	278
	11			12
Stephane KOX	261	5	Andreas BACKMAN	219
	9			10
John FRIBERG	269	4	Ukyo SASAHARA	290
	7			8
Bryan EERDEN	216	3	Edward BRAND	203
	5			6
Bas de LAAT	260	2	Shaun SLAVIN	211
	3			4
Sean BABINGTON	205	1	Makino TADASUKE	294
	1			2

Pole Position

Clerk of the course Nigel Edwards:
 Stewards (Chairman) Horst Seidel:

Scrutineer Paul Klaassen:
 Timekeeping Ingrid/Meik Wagner:

Rotax Euro Challenge 2012
 Class: Rotax Max Seniors
 Date/Time: 12.05.2012 11:30

Track: Wackersdorf / Germany
 Heat: Race 5 Qualifying Heat 3 A+E
 Laps: 11

Edition 1

	35		18		36
	33		17		34
	31		16		32
Artem KOROLEV	248	Group A EXC	15		30
Glenn VAN PARIJS	243	Group A 52.195	14	Moritz OBERHEIM	255
Lukasz BARTOSZUK	286	Group A 52.092	13	Cecile MARTINI	288
Manon CHAVAGNE	233	Group A 52.012	12	Kevin MINIER	302
Joel AFFOLTER	300	Group A 51.810	11	Max RENBERG	267
Mathias SMITH	220	Group A 51.747	10	Erik STILLMANN	226
Juuso PYKALAINEN	252	Group A 51.681	9	Jacob NIELSEN	223
Francisco MORA	268	Group A 51.622	8	Petr FULIN	266
Sabedin Berat TURKER	246	Group A 51.537	7	Christopher FRIEDRICH	271
James SINGLETON	232	Group A 51.476	6	Oliver NORRIS	304
Petr BEZEL	240	Group A 51.375	5	Ludvig MORIN	250
Philip MORIN	299	Group A 51.339	4	Josh HART	296
Jesse LAZARE	221	Group A 51.246	3	Thomas BENISRI	213
Harrison SCOTT	254	Group A 51.148	2	Jiri FORMAN	212
Charlie EASTWOOD	208	Group A 51.046	1	Michael COOL	214

Pole Position

Clerk of the course Nigel Edwards:
 Stewards (Chairman) Horst Seidel:

Scrutineer Paul Klaassen:
 Timekeeping Ingrid/Meik Wagner:

Rotax Euro Challenge 2012
 Class: Rotax Max Seniors
 Date/Time: 12.05.2012 11:50

Track: Wackersdorf / Germany
 Heat: Race 6 Qualifying Heat 4 B+C
 Laps: 11

Edition 1

	35		18		36
	33		17		34
	31		16		32
Charlie TURNER	230	Group B DNS	15		30
Hubert PETIT	245	Group B 52.244	14	Benjamin KARLOG	275 Group C 52.377
Ebba GRANDIN	257	Group B 52.094	13	Eva BENES	244 Group C 52.146
Miroslav KOVAR	242	Group B 52.044	12	Kevin KEMMLING	306 Group C 52.048
Matija JURKOVIC	227	Group B 51.829	11	Pierre AUVRAY	241 Group C 51.862
Jeremie LESOUDIER	225	Group B 51.747	10	Sten Dorian PIIRIMAGI	237 Group C 51.765
Mikkel JOHNSEN	258	Group B 51.683	9	Jules COUSIN	272 Group C 51.689
Oliver MYERS	284	Group B 51.636	8	Nicolas PICOT	259 Group C 51.657
Ferenc KANCSAR	207	Group B 51.546	7	Santeri VARIS	270 Group C 51.547
Sandor JAKAB	293	Group B 51.486	6	Aavo TALVAR	224 Group C 51.500
Glen VAN DROOGENI	217	Group B 51.448	5	Stephane KOX	261 Group C 51.461
Ash HAND	234	Group B 51.343	4	John FRIBERG	269 Group C 51.350
Jonathan JOHANSSON	301	Group B 51.311	3	Bryan EERDEN	216 Group C 51.319
Andy KING	236	Group B 51.188	2	Bas de LAAT	260 Group C 51.194
Pierce LEHANE	222	Group B 51.047	1	Sean BABINGTON	205 Group C 51.086

Pole Position

Clerk of the course Nigel Edwards:
 Stewards (Chairman) Horst Seidel:

Scrutineer Paul Klaassen:
 Timekeeping Ingrid/Meik Wagner:

Rotax Euro Challenge 2012
 Class: Rotax Max Seniors
 Date/Time: 12.05.2012 13:00

Track: Wackersdorf / Germany
 Heat: Race 8 Qualifying Heat 5 D+E
 Laps: 11

Edition 1

	35	18		36
	33	17		34
	31	16		32
	29	15		30
Marco FORRER	283	14	Moritz OBERHEIM	255
	27			28
Henry EASTHOPE	263	13	Cecile MARTINI	288
	25			26
Juuso KAUKELIN	279	12	Kevin MINIER	302
	23			24
Brandon NILSSON	280	11	Max RENBERG	267
	21			22
Alex ENGBLOM	262	10	Erik STILLMANN	226
	19			20
Alexandre FINKELSTEIN	238	9	Jacob NIELSEN	223
	17			18
Giorgio MAGGI	303	8	Petr FULIN	266
	15			16
Nicolai NIELSEN	218	7	Christopher FRIEDRICH	271
	13			14
Barrie PULLINGER	278	6	Oliver NORRIS	304
	11			12
Andreas BACKMAN	219	5	Ludvig MORIN	250
	9			10
Ukyo SASAHARA	290	4	Josh HART	296
	7			8
Edward BRAND	203	3	Thomas BENISRI	213
	5			6
Shaun SLAVIN	211	2	Jiri FORMAN	212
	3			4
Makino TADASUKE	294	1	Michael COOL	214
	1			2

Pole Position

Clerk of the course Nigel Edwards:
 Stewards (Chairman) Horst Seidel:

Scrutineer Paul Klaassen:
 Timekeeping Ingrid/Meik Wagner:

Rotax Euro Challenge 2012
 Class: Rotax Max Seniors
 Date/Time: 12.05.2012 13:20

Track: Wackersdorf / Germany
 Heat: Race 9 Qualifying Heat 6 A+C
 Laps: 11

Edition 1

	35		18		36
	33		17		34
	31		16		32
Artem KOROLEV	248	Group A EXC	15		30
Glenn VAN PARIJS	243	Group A 52.195	14	Benjamin KARLOG	275
Lukasz BARTOSZUK	286	Group A 52.092	13	Eva BENES	244
Manon CHAVAGNE	233	Group A 52.012	12	Kevin KEMMLING	306
Joel AFFOLTER	300	Group A 51.810	11	Pierre AUVRAY	241
Mathias SMITH	220	Group A 51.747	10	Sten Dorian PIIRIMAGI	237
Juuso PYKALAINEN	252	Group A 51.681	9	Jules COUSIN	272
Francisco MORA	268	Group A 51.622	8	Nicolas PICOT	259
Sabedin Berat TURKER	246	Group A 51.537	7	Santeri VARIS	270
James SINGLETON	232	Group A 51.476	6	Aavo TALVAR	224
Petr BEZEL	240	Group A 51.375	5	Stephane KOX	261
Philip MORIN	299	Group A 51.339	4	John FRIBERG	269
Jesse LAZARE	221	Group A 51.246	3	Bryan EERDEN	216
Harrison SCOTT	254	Group A 51.148	2	Bas de LAAT	260
Charlie EASTWOOD	208	Group A 51.046	1	Sean BABINGTON	205

Pole Position

Clerk of the course Nigel Edwards:
 Stewards (Chairman) Horst Seidel:

Scrutineer Paul Klaassen:
 Timekeeping Ingrid/Meik Wagner:

Rotax Euro Challenge 2012
 Class: Rotax Max Seniors
 Date/Time: 12.05.2012 14:20

Track: Wackersdorf / Germany
 Heat: Race 12 Qualifying Heat 7 B+E
 Laps: 11

Edition 1

	35		18		36
	33		17		34
	31		16		32
Charlie TURNER	230	Group B DNS	15		30
Hubert PETIT	245	Group B 52.244	14	Moritz OBERHEIM	255 Group E EXC
Ebba GRANDIN	257	Group B 52.094	13	Cecile MARTINI	288 Group E 52.173
Miroslav KOVAR	242	Group B 52.044	12	Kevin MINIER	302 Group E 52.087
Matija JURKOVIC	227	Group B 51.829	11	Max RENBERG	267 Group E 52.011
Jeremie LESOUDIER	225	Group B 51.747	10	Erik STILLMANN	226 Group E 51.772
Mikkel JOHNSEN	258	Group B 51.683	9	Jacob NIELSEN	223 Group E 51.702
Oliver MYERS	284	Group B 51.636	8	Petr FULIN	266 Group E 51.677
Ferenc KANCSAR	207	Group B 51.546	7	Christopher FRIEDRICH	271 Group E 51.609
Sandor JAKAB	293	Group B 51.486	6	Oliver NORRIS	304 Group E 51.528
Glen VAN DROOGENI	217	Group B 51.448	5	Ludvig MORIN	250 Group E 51.473
Ash HAND	234	Group B 51.343	4	Josh HART	296 Group E 51.368
Jonathan JOHANSSON	301	Group B 51.311	3	Thomas BENISRI	213 Group E 51.334
Andy KING	236	Group B 51.188	2	Jiri FORMAN	212 Group E 51.243
Pierce LEHANE	222	Group B 51.047	1	Michael COOL	214 Group E 51.125

Pole Position

Clerk of the course Nigel Edwards:
 Stewards (Chairman) Horst Seidel:

Scrutineer Paul Klaassen:
 Timekeeping Ingrid/Meik Wagner:

Rotax Euro Challenge 2012
 Class: Rotax Max Seniors
 Date/Time: 12.05.2012 14:40

Track: Wackersdorf / Germany
 Heat: Race 13 Qualifying Heat 8 A+D
 Laps: 11

Edition 1

	35		18		36
	33		17		34
	31		16		32
Artem KOROLEV	248	Group A EXC	15		30
Glenn VAN PARIJS	243	Group A 52.195	14	Marco FORRER	283
Lukasz BARTOSZUK	286	Group A 52.092	13	Henry EASTHOPE	263
Manon CHAVAGNE	233	Group A 52.012	12	Juuso KAUKELIN	279
Joel AFFOLTER	300	Group A 51.810	11	Brandon NILSSON	280
Mathias SMITH	220	Group A 51.747	10	Alex ENGBLOM	262
Juuso PYKALAINEN	252	Group A 51.681	9	Alexandre FINKELSTEIN	238
Francisco MORA	268	Group A 51.622	8	Giorgio MAGGI	303
Sabedin Berat TURKER	246	Group A 51.537	7	Nicolai NIELSEN	218
James SINGLETON	232	Group A 51.476	6	Barrie PULLINGER	278
Petr BEZEL	240	Group A 51.375	5	Andreas BACKMAN	219
Philip MORIN	299	Group A 51.339	4	Ukyo SASAHARA	290
Jesse LAZARE	221	Group A 51.246	3	Edward BRAND	203
Harrison SCOTT	254	Group A 51.148	2	Shaun SLAVIN	211
Charlie EASTWOOD	208	Group A 51.046	1	Makino TADASUKE	294

Pole Position

Clerk of the course Nigel Edwards:
 Stewards (Chairman) Horst Seidel:

Scrutineer Paul Klaassen:
 Timekeeping Ingrid/Meik Wagner:

posted at: h

These results are provisional until the conclusion of any judicial and technical matters

printed 11.05.2012 18:13

Rotax Euro Challenge 2012
 Class: Rotax Max Seniors
 Date/Time: 12.05.2012 15:40

Track: Wackersdorf / Germany
 Heat: Race 15 Qualifying Heat 9 C+E
 Laps: 11

Edition 1

	35	18		36
	33	17		34
	31	16		32
	29	15		30
Benjamin KARLOG	275	14	Moritz OBERHEIM	255
	27			28
Eva BENES	244	13	Cecile MARTINI	288
	25			26
Kevin KEMMLING	306	12	Kevin MINIER	302
	23			24
Pierre AUVRAY	241	11	Max RENBERG	267
	21			22
Sten Dorian PIIRIMAGI	237	10	Erik STILLMANN	226
	19			20
Jules COUSIN	272	9	Jacob NIELSEN	223
	17			18
Nicolas PICOT	259	8	Petr FULIN	266
	15			16
Santeri VARIS	270	7	Christopher FRIEDRICH	271
	13			14
Aavo TALVAR	224	6	Oliver NORRIS	304
	11			12
Stephane KOX	261	5	Ludvig MORIN	250
	9			10
John FRIBERG	269	4	Josh HART	296
	7			8
Bryan EERDEN	216	3	Thomas BENISRI	213
	5			6
Bas de LAAT	260	2	Jiri FORMAN	212
	3			4
Sean BABINGTON	205	1	Michael COOL	214
	1			2

Pole Position

Clerk of the course Nigel Edwards:
 Stewards (Chairman) Horst Seidel:

Scrutineer Paul Klaassen:
 Timekeeping Ingrid/Meik Wagner:

posted at: h

These results are provisional until the conclusion of any judicial and technical matters

printed 11.05.2012 18:13

Rotax Euro Challenge 2012
 Class: Rotax Max Seniors
 Date/Time: 12.05.2012 16:00

Track: Wackersdorf / Germany
 Heat: Race 16 Qualifying Heat 10 B+D
 Laps: 11

Edition 1

	35	18		36
	33	17		34
	31	16		32
Charlie TURNER	230 29	15		30
Group B DNS				
Hubert PETIT	245 27	14	Marco FORRER	283 28
Group B 52.244			Group D 52.549	
Ebba GRANDIN	257 25	13	Henry EASTHOPE	263 26
Group B 52.094			Group D 52.155	
Miroslav KOVAR	242 23	12	Juuso KAUKELIN	279 24
Group B 52.044			Group D 52.087	
Matija JURKOVIC	227 21	11	Brandon NILSSON	280 22
Group B 51.829			Group D 51.907	
Jeremie LESOUDIER	225 19	10	Alex ENGBLOM	262 20
Group B 51.747			Group D 51.769	
Mikkel JOHNSEN	258 17	9	Alexandre FINKELSTEIN	238 18
Group B 51.683			Group D 51.690	
Oliver MYERS	284 15	8	Giorgio MAGGI	303 16
Group B 51.636			Group D 51.668	
Ferenc KANCSAR	207 13	7	Nicolai NIELSEN	218 14
Group B 51.546			Group D 51.554	
Sandor JAKAB	293 11	6	Barrie PULLINGER	278 12
Group B 51.486			Group D 51.512	
Glen VAN DROOGENI	217 9	5	Andreas BACKMAN	219 10
Group B 51.448			Group D 51.464	
Ash HAND	234 7	4	Ukyo SASAHARA	290 8
Group B 51.343			Group D 51.351	
Jonathan JOHANSSON	301 5	3	Edward BRAND	203 6
Group B 51.311			Group D 51.325	
Andy KING	236 3	2	Shaun SLAVIN	211 4
Group B 51.188			Group D 51.229	
Pierce LEHANE	222 1	1	Makino TADASUKE	294 2
Group B 51.047			Group D 51.118	

Pole Position

Clerk of the course Nigel Edwards:
 Stewards (Chairman) Horst Seidel:

Scrutineer Paul Klaassen:
 Timekeeping Ingrid/Meik Wagner:



Rotax Euro Challenge 2012 Wackersdorf

Rotax Seniors

Wackersdorf 1,275 Km

Warm up Odd Numbers

12.05.2012 09:00

Practice (5:00 Time) started at 9:00:01

Pos	No.	Name	Nat.	Chassis	Race Team	Laps	Best Tm	Diff	Gap In Lap	km/h	
1	283	Marco FORRER	SUI	Mach 1	Kartteam Meier	4	1:04.547		4	71,111	
2	255	Moritz OBERHEIM	GER	LH Kart	Matis Motorsport	4	1:04.582	0.035	0.035	2	71,072
3	301	Jonathan JOHANSSON	SWE	Gillard	PDB Racing Team	4	1:04.850	0.303	0.268	4	70,779
4	299	Philip MORIN	SWE	Alonso	Dan Holland Racing	4	1:05.087	0.540	0.237	2	70,521
5	259	Nicolas PICOT	FRA	Sodikart	Kart Pro Racing	4	1:05.128	0.581	0.041	4	70,477
6	257	Ebba GRANDIN	SWE	Kosmic	Soda Kart	4	1:05.129	0.582	0.001	4	70,476
7	263	Henry EASTHOPE	GBR	Sodikart	Sodikart Junior Team	4	1:05.228	0.681	0.099	3	70,369
8	225	Jeremie LESOUDIER	FRA	Kosmic	PKS	4	1:05.381	0.834	0.153	2	70,204
9	221	Jesse LAZARE	CAN	Formula K	Chapman Racing/Protrain	4	1:05.815	1.268	0.434	3	69,741
10	217	Glen VAN DROOGENBROE	BEL	Tonykart	Bouvin Power	3	1:06.646	2.099	0.831	3	68,871
11	207	Ferenc KANCSAR	AUT	Birel	Kalman Motorsport	4	1:06.651	2.104	0.005	3	68,866
12	269	John FRIBERG	SWE	Tonykart	Soda Kart	4	1:06.788	2.241	0.137	3	68,725
13	271	Christopher FRIEDRICH	GER	Praga	M-Tec/Praga Racing	4	1:06.822	2.275	0.034	3	68,690
14	261	Stephane KOX	NED	Formula K	Formula K Europe	4	1:06.823	2.276	0.001	4	68,689
15	203	Edward BRAND	GBR	Formula K	Formula K Europe	4	1:07.143	2.596	0.320	3	68,362
16	223	Jacob NIELSEN	DEN	Kosmic	Star Karting	3	1:07.269	2.722	0.126	2	68,234
17	279	Juuso KAUKELIN	FIN	Tonykart	JTL Racing	4	1:07.422	2.875	0.153	4	68,079
18	213	Thomas BENISRI	FRA	Sodikart	Win Max	4	1:07.966	3.419	0.544	3	67,534
19	241	Pierre AUVRAY	FRA	FA Kart	DSS Kart	3	1:07.975	3.428	0.009	3	67,525
20	227	Matija JURKOVIC	SLO	Formula K	MLM Racing KK	4	1:08.139	3.592	0.164	4	67,362
21	293	Sandor JAKAB	SVK	Birel	Kalman Motorsport	4	1:08.246	3.699	0.107	3	67,257
22	219	Andreas BACKMAN	SWE	Tonykart	Strawberry Racing	4	1:08.324	3.777	0.078	1	67,180
23	205	Sean BABINGTON	GBR	Alonso	Dan Holland Racing	4	1:08.522	3.975	0.198	3	66,986
24	243	Glenn VAN PARIJS	BEL	Zanardi	Raw Racing Team	4	1:08.655	4.108	0.133	3	66,856
25	211	Shaun SLAVIN	GBR	Formula K	Formula K Europe	4	1:08.842	4.295	0.187	3	66,674
26	245	Hubert PETIT	FRA	Sodikart	Sodikart Junior Team	4	1:09.414	4.867	0.572	2	66,125
27	303	Giorgio MAGGI	SUI	Tonykart	Blacky Racing	4	1:09.439	4.892	0.025	3	66,101
28	233	Manon CHAVAGNE	NED	Topkart	Slangen Karting	4	1:09.504	4.957	0.065	3	66,039
29	275	Benjamin KARLOG	DEN	Tonykart	RS Competition	2	1:09.856	5.309	0.352	1	65,707
30	267	Max RENBERG	SWE	Tonykart	Soda Kart	1	1:12.421	7.874	2.565	1	63,379
31	237	Sten Dorian PIIRIMAGI	EST	Tonykart	Aix Racing Team	2	1:12.991	8.444	0.570	1	62,884



Rotax Euro Challenge 2012 Wackersdorf

Rotax Seniors

Wackersdorf 1,275 Km

Warm up Odd Numbers

12.05.2012 09:00

Practice (5:00 Time) started at 9:00:01

Lap	Time of Day	Lap Tm	S1 Tm	S2 Tm	S3 Tm
(283) Marco FORRER					
1	9:02:20.760	1:08.400	24.485	23.457	20.458
2	9:03:25.904	1:05.144	22.784	22.270	20.090
3	9:04:30.830	1:04.926	22.678	22.065	20.183
4	9:05:35.377	1:04.547	22.702	21.797	20.048
(255) Moritz OBERHEIM					
1	9:02:12.424	1:05.876	23.418	22.282	20.176
2	9:03:17.006	1:04.582	22.684	21.853	20.045
3	9:04:23.486	1:06.480	23.262	21.835	21.383
4	9:05:30.408	1:06.922	23.311	22.195	21.416
(301) Jonathan JOHANSSON					
1	9:02:21.689	1:08.446	24.079	23.427	20.940
2	9:03:27.091	1:05.402	22.968	22.340	20.094
3	9:04:32.769	1:05.678	23.173	22.640	19.865
4	9:05:37.619	1:04.850	23.120	21.994	19.736
(299) Philip MORIN					
1	9:02:11.633	1:05.518	23.181	22.261	20.076
2	9:03:16.720	1:05.087	22.987	21.961	20.139
3	9:04:27.813	1:11.093	23.214	21.921	25.958
4	9:05:33.695	1:05.882	23.362	22.453	20.067
(259) Nicolas PICOT					
1	9:02:21.932	1:08.452	24.236	23.334	20.882
2	9:03:28.473	1:06.541	23.127	22.905	20.509
3	9:04:34.530	1:06.057	23.342	22.340	20.375
4	9:05:39.658	1:05.128	23.137	22.062	19.929
(257) Ebba GRANDIN					
1	9:02:26.049	1:08.779	24.753	23.336	20.690
2	9:03:31.974	1:05.925	23.572	22.077	20.276
3	9:04:38.746	1:06.772	23.853	22.683	20.236
4	9:05:43.875	1:05.129	23.016	22.162	19.951
(263) Henry EASTHOPE					
1	9:02:15.142	1:06.353	23.117	22.904	20.332
2	9:03:20.563	1:05.421	22.973	21.875	20.573
3	9:04:25.791	1:05.228	22.782	21.807	20.639
4	9:05:31.362	1:05.571	23.624	21.740	20.207
(225) Jeremie LESOUDIER					
1	9:02:13.647	1:06.310	23.434	22.498	20.378
2	9:03:19.028	1:05.381	22.872	22.480	20.029
3	9:04:25.865	1:06.837	23.050	22.718	21.069
4	9:05:32.863	1:06.998	23.888	22.702	20.408
(221) Jesse LAZARE					
1	9:02:14.750	1:06.530	23.224	22.609	20.697
2	9:03:20.854	1:06.104	23.525	22.190	20.389
3	9:04:26.669	1:05.815	23.162	21.953	20.700
4	9:05:33.077	1:06.408	23.404	22.931	20.073
(217) Glen VAN DROOGENBROECK					
1	9:03:50.770	1:10.431	24.012	23.909	22.510
2	9:04:57.612	1:06.842	23.108	22.803	20.931
3	9:06:04.258	1:06.646	22.927	22.369	21.350
(207) Ferenc KANCSAR					
1	9:02:33.115	1:08.369	23.972	23.460	20.937
2	9:03:40.517	1:07.402	23.483	22.943	20.976
3	9:04:47.168	1:06.651	23.678	22.618	20.355
4	9:05:56.088	1:08.920	24.219	22.551	22.150
(269) John FRIBERG					
1	9:02:26.617	1:09.716	24.802	23.520	21.394
2	9:03:33.898	1:07.281	24.114	22.716	20.451
3	9:04:40.686	1:06.788	23.273	22.563	20.952
4	9:05:47.562	1:06.876	23.335	22.747	20.794
(271) Christopher FRIEDRICH					

Lap	Time of Day	Lap Tm	S1 Tm	S2 Tm	S3 Tm
1	9:02:32.532	1:08.593	24.151	23.244	21.198
2	9:03:39.659	1:07.127	22.938	22.682	21.507
3	9:04:46.481	1:06.822	23.236	22.538	21.048
4	9:05:54.064	1:07.583	23.602	22.089	21.892
(261) Stephane KOX					
1	9:02:38.743	1:10.854	24.729	23.526	22.599
2	9:03:50.241	1:11.498	25.878	23.470	22.150
3	9:04:58.814	1:08.573	24.048	23.134	21.391
4	9:06:05.637	1:06.823	23.495	22.278	21.050
(203) Edward BRAND					
1	9:02:30.415	1:08.646	23.956	23.540	21.150
2	9:03:39.566	1:09.151	23.964	23.205	21.982
3	9:04:46.709	1:07.143	23.132	23.142	20.869
4	9:05:55.191	1:08.482	24.405	22.657	21.420
(223) Jacob NIELSEN					
1	9:02:49.877	1:08.463	24.137	23.286	21.040
2	9:03:57.146	1:07.269	23.435	22.736	21.098
3	9:05:04.951	1:07.805	23.501	23.080	21.224
(279) Juuso KAUKELIN					
1	9:02:23.741	1:10.121	25.294	23.577	21.250
2	9:03:31.819	1:08.078	24.215	22.939	20.924
3	9:04:40.393	1:08.574	23.823	23.864	20.887
4	9:05:47.815	1:07.422	23.312	22.759	21.351
(213) Thomas BENISRI					
1	9:02:31.404	1:08.754	24.468	23.411	20.875
2	9:03:39.994	1:08.590	23.508	23.149	21.933
3	9:04:47.960	1:07.966	23.936	23.139	20.891
4	9:05:56.985	1:09.025	23.842	22.789	22.394
(241) Pierre AUVRAY					
1	9:02:29.343	1:08.437	24.184	22.846	21.407
2	9:04:02.859	1:33.516	24.183	22.588	46.745
3	9:05:10.834	1:07.975	24.582	22.311	21.082
(227) Matija JURKOVIC					
1	9:02:23.005	1:10.644	24.546	24.450	21.648
2	9:03:31.473	1:08.468	24.224	23.043	21.201
3	9:04:42.063	1:10.590	24.541	23.297	22.752
4	9:05:50.202	1:08.139	24.144	23.050	20.945
(293) Sandor JAKAB					
1	9:02:32.580	1:08.894	23.986	23.543	21.365
2	9:03:41.875	1:09.295	23.722	23.816	21.757
3	9:04:50.121	1:08.246	23.640	22.959	21.647
4	9:06:00.535	1:10.414	23.818	22.640	23.956
(219) Andreas BACKMAN					
1	9:02:27.797	1:08.324	24.206	23.169	20.949
2	9:03:37.642	1:09.845	25.089	23.235	21.521
3	9:04:46.119	1:08.477	24.535	22.989	20.953
4	9:05:54.946	1:08.827	24.643	23.359	20.825
(205) Sean BABINGTON					
1	9:02:38.477	1:09.434	24.200	23.387	21.847
2	9:03:47.741	1:09.264	24.606	23.281	21.377
3	9:04:56.263	1:08.522	24.213	23.032	21.277
4	9:06:05.539	1:09.276	23.618	22.570	23.088
(243) Glenn VAN PARIJS					
1	9:02:36.329	1:10.294	25.514	23.174	21.606
2	9:03:45.041	1:08.712	24.232	22.853	21.627
3	9:04:53.696	1:08.655	24.223	22.889	21.543
4	9:06:04.527	1:10.831	24.056	22.654	24.121
(211) Shaun SLAVIN					
1	9:02:38.960	1:12.862	25.014	25.970	21.878
2	9:03:48.107	1:09.147	24.402	23.536	21.209
3	9:04:56.949	1:08.842	24.326	23.648	20.868



Rotax Euro Challenge 2012 Wackersdorf

Rotax Seniors

Wackersdorf 1,275 Km

Warm up Odd Numbers

12.05.2012 09:00

Practice (5:00 Time) started at 9:00:01

Lap	Time of Day	Lap Tm	S1 Tm	S2 Tm	S3 Tm	Lap	Time of Day	Lap Tm	S1 Tm	S2 Tm	S3 Tm
4	9:06:06.197	1:09.248	23.414	22.275	23.559						
(245) Hubert PETIT											
1	9:02:25.698	1:11.736	25.537	24.324	21.875						
2	9:03:35.112	1:09.414	24.469	23.649	21.296						
3	9:04:45.102	1:09.990	24.421	23.758	21.811						
4	9:05:57.933	1:12.831	24.919	24.709	23.203						
(303) Giorgio MAGGI											
1	9:02:26.249	1:13.135	25.484	23.445	24.206						
2	9:03:36.535	1:10.286	25.065	23.431	21.790						
3	9:04:45.974	1:09.439	24.253	23.317	21.869						
4	9:06:00.006	1:14.032	25.623	23.842	24.567						
(233) Manon CHAVAGNE											
1	9:02:27.403	1:11.508	26.408	23.546	21.554						
2	9:03:39.850	1:12.447	26.789	22.959	22.699						
3	9:04:49.354	1:09.504	24.955	23.139	21.410						
4	9:05:59.529	1:10.175	23.902	22.566	23.707						
(275) Benjamin KARLOG											
1	9:04:20.315	1:09.856	24.583	23.447	21.826						
2	9:05:30.314	1:09.999	25.224	23.230	21.545						
(267) Max RENBERG											
1	9:05:13.731	1:12.421	26.525	23.725	22.171						
(237) Sten Dorian PIIRIMAGI											
1	9:02:37.898	1:12.991	27.221	23.714	22.056						
2	9:03:51.237	1:13.339	25.906	24.759	22.674						

Timekeeping Ingrid and Meik Wagner:

Clerk of the course Nigel Edwards:

Steward (Chairman) Horst Seidel:

Chief Scrutineer Paul Klaassen:

www.mylaps.com

Licensed to: Motorsport Events



Rotax Euro Challenge 2012 Wackersdorf

Rotax Seniors

Wackersdorf 1,275 Km

Warm up Even Numbers

12.05.2012 09:10

Practice (5:00 Time) started at 9:10:36

Pos	No.	Name	Nat.	Chassis	Race Team	Laps	Best Tm	Diff	Gap	In Lap	km/h
1	214	Michael COOL	BEL	Tonykart	Bouvin Power	3	59.373			3	77,308
2	304	Oliver NORRIS	GBR	Tonykart	RL Racing Dept Ltd	4	1:02.041	2.668	2.668	3	73,983
3	306	Kevin KEMMLING	GER	Formula K	Kartschmie.de	4	1:02.366	2.993	0.325	4	73,598
4	222	Pierce LEHANE	AUS	Alonso	Dan Holland Racing	3	1:02.511	3.138	0.145	2	73,427
5	278	Barrie PULLINGER	GBR	Alonso	Dan Holland Racing	3	1:02.720	3.347	0.209	2	73,182
6	290	Ukyo SASAHARA	JPN	DR	VPDR	1	1:02.759	3.386	0.039	1	73,137
7	238	Alexandre FINKELSTEIN	FRA	Tonykart	MD Competition	4	1:02.993	3.620	0.234	4	72,865
8	260	Bas de LAAT	NED	Gillard	PDB Racing Team	4	1:03.015	3.642	0.022	3	72,840
9	250	Ludvig MORIN	SWE	Kosmic	Paul Carr Racing	4	1:03.072	3.699	0.057	2	72,774
10	272	Jules COUSIN	FRA	FA Kart	DSS Kart	4	1:03.260	3.887	0.188	2	72,558
11	252	Juuso PYKALAINEN	FIN	Tonykart	MPT Racing	4	1:03.635	4.262	0.375	4	72,130
12	226	Erik STILLMANN	SWE	Sodikart	Wallberg Motorsport	4	1:03.911	4.538	0.276	3	71,819
13	246	Sabedin Berat TURKER	TUR	Formula K	Protrain Racing	4	1:04.075	4.702	0.164	4	71,635
14	288	Cecile MARTINI	FRA	Sodikart	Martini Racing	4	1:04.100	4.727	0.025	3	71,607
15	284	Oliver MYERS	GBR	Tonykart	Coles Racing	4	1:04.220	4.847	0.120	4	71,473
16	254	Harrison SCOTT	GBR	Tonykart	Strawberry Racing	4	1:04.352	4.979	0.132	2	71,326
17	232	James SINGLETON	GBR	CRG	Coles Racing	4	1:04.531	5.158	0.179	1	71,129
18	244	Eva BENES	FRA	Kosmic	PKS	4	1:04.639	5.266	0.108	4	71,010
19	268	Francisco MORA	POR	FA	Cabo do Mundo Kartteam	4	1:05.100	5.727	0.461	4	70,507
20	286	Lukasz BARTOSZUK	POL	Praga	Uniq Racing	4	1:05.239	5.866	0.139	2	70,357
21	234	Ash HAND	GBR	Tonykart	Strawberry Racing	4	1:05.290	5.917	0.051	2	70,302
22	300	Joel AFFOLTER	NED	Gillard	PDB Racing Team	4	1:05.324	5.951	0.034	3	70,265
23	236	Andy KING	GBR	Tonykart	Strawberry Racing	4	1:05.472	6.099	0.148	3	70,106
24	266	Petr FULIN	CZE	MS Kart	MS Kart Racing Team	4	1:05.694	6.321	0.222	2	69,869
25	208	Charlie EASTWOOD	IRL	Formula K	Protrain Racing	3	1:05.736	6.363	0.042	2	69,825
26	240	Petr BEZEL	CZE	MS Kart	MS Kart Racing Team	4	1:05.779	6.406	0.043	4	69,779
27	224	Aavo TALVAR	EST	Intrepid	Talvar Racing	4	1:05.805	6.432	0.026	4	69,752
28	280	Brandon NILSSON	SWE	Exprit	Brandon Racing	4	1:05.971	6.598	0.166	2	69,576
29	258	Mikkel JOHNSEN	DEN	Intrepid	DMT Racing	4	1:06.152	6.779	0.181	2	69,386
30	302	Kevin MINIER	FRA	Tonykart	MD Competition	4	1:06.160	6.787	0.008	2	69,377
31	294	Makino TADASUKE	JPN	Birel	Kalman Motorsport	4	1:06.279	6.906	0.119	1	69,253
32	296	Josh HART	NZL	Birel	Kalman Motorsport	4	1:06.456	7.083	0.177	2	69,068
33	270	Santeri VARIS	FIN	Tonykart	JTL Racing	4	1:06.468	7.095	0.012	2	69,056
34	262	Alex ENGBLOM	SWE	Tonykart	Soda Kart	2	1:06.613	7.240	0.145	1	68,905
35	242	Miroslav KOVAR	CZE	MS Kart	MS Kart Racing Team	4	1:06.883	7.510	0.270	3	68,627
36	230	Charlie TURNER	GBR	CRG	Coles Racing	3	1:07.169	7.796	0.286	1	68,335
37	220	Mathias SMITH	DEN	Kosmic	Star Karting	4	1:07.580	8.207	0.411	2	67,920
38	218	Nicolai NIELSEN	DEN	TBA	Star Karting	4	1:07.803	8.430	0.223	3	67,696
39	212	Jiri FORMAN	GBR	MS Kart	MS Kart Racing Team	4	1:08.380	9.007	0.577	2	67,125
40	248	Artem KOROLEV	CAN	Intrepid	Team TKP	1	1:15.217	15.844	6.837	1	61,023
41	216	Bryan EERDEN	NED	Gillard	PDB Racing Team	1	1:17.302	17.929	2.085	1	59,378



Rotax Euro Challenge 2012 Wackersdorf

Rotax Seniors

Wackersdorf 1,275 Km

Warm up Even Numbers

12.05.2012 09:10

Practice (5:00 Time) started at 9:10:35

Lap	Time of Day	Lap Tm	S1 Tm	S2 Tm	S3 Tm	Lap	Time of Day	Lap Tm	S1 Tm	S2 Tm	S3 Tm
(214) Michael COOL						(288) Cecile MARTINI					
1	9:13:41.506	1:04.151	23.683	20.612	19.856	1	9:12:54.518	1:05.958	23.671	21.575	20.712
2	9:14:42.280	1:00.774	22.363	19.363	19.048	2	9:13:59.231	1:04.713	23.407	21.396	19.910
3	9:15:41.653	59.373	21.392	19.204	18.777	3	9:15:03.331	1:04.100	22.866	21.195	20.039
						4	9:16:08.682	1:05.351	22.913	21.785	20.653
(304) Oliver NORRIS						(284) Oliver MYERS					
1	9:13:00.869	1:08.201	24.760	23.030	20.411	1	9:12:51.201	1:07.718	24.513	23.138	20.067
2	9:14:04.531	1:03.662	23.136	21.087	19.439	2	9:14:07.087	1:04.749	22.819	21.471	20.459
3	9:15:06.572	1:02.041	21.648	20.235	20.158	3	9:15:11.979	1:04.892	22.883	21.769	20.240
4	9:16:10.735	1:04.163	21.366	21.391	21.406	4	9:16:16.199	1:04.220	22.823	21.097	20.300
(306) Kevin KEMMLING						(254) Harrison SCOTT					
1	9:13:04.591	1:07.846	24.164	23.066	20.616	1	9:12:51.201	1:05.455	23.385	21.529	20.541
2	9:14:07.480	1:02.889	21.867	20.823	20.199	2	9:13:55.553	1:04.352	22.804	21.532	20.016
3	9:15:11.769	1:04.289	23.045	21.410	19.834	3	9:15:01.842	1:06.289	24.176	21.196	20.917
4	9:16:14.135	1:02.366	21.775	20.360	20.231	4	9:16:07.204	1:05.362	23.150	22.063	20.149
(222) Pierce LEHANE						(232) James SINGLETON					
1	9:12:42.044	1:02.578	22.153	20.786	19.639	1	9:12:50.465	1:04.531	22.646	21.656	20.229
2	9:13:44.555	1:02.511	21.989	20.780	19.742	2	9:13:56.322	1:05.857	23.384	21.843	20.630
3	9:14:49.956	1:05.401	22.141	20.904	22.356	3	9:15:01.548	1:05.226	22.890	21.413	20.923
						4	9:16:10.858	1:09.310	23.171	22.506	23.633
(278) Barrie PULLINGER						(244) Eva BENES					
1	9:12:43.957	1:03.197	22.571	20.869	19.757	1	9:12:55.613	1:06.857	24.544	21.830	20.483
2	9:13:46.677	1:02.720	22.087	20.738	19.895	2	9:14:01.450	1:05.837	23.632	22.139	20.066
3	9:14:51.243	1:04.566	22.343	20.922	21.301	3	9:15:06.642	1:05.192	23.295	21.674	20.223
						4	9:16:11.281	1:04.639	23.129	21.045	20.465
(290) Ukyo SASAHARA						(268) Francisco MORA					
1	9:15:37.961	1:02.759	23.019	20.234	19.506	1	9:12:57.307	1:07.063	23.770	22.504	20.789
						2	9:14:03.576	1:06.269	23.653	22.079	20.537
						3	9:15:09.523	1:05.947	23.815	21.841	20.291
						4	9:16:14.623	1:05.100	22.800	21.818	20.482
(238) Alexandre FINKELSTEIN						(286) Lukasz BARTOSZUK					
1	9:13:04.834	1:08.416	25.144	22.890	20.382	1	9:12:51.870	1:05.617	23.036	21.796	20.785
2	9:14:08.859	1:04.025	22.460	21.488	20.077	2	9:13:57.109	1:05.239	23.287	21.417	20.535
3	9:15:12.099	1:03.240	22.181	21.342	19.717	3	9:15:02.506	1:05.397	23.018	21.486	20.893
4	9:16:15.092	1:02.993	21.968	20.993	20.032	4	9:16:10.913	1:08.407	23.539	22.928	21.940
(260) Bas de LAAT						(234) Ash HAND					
1	9:12:52.278	1:06.706	23.930	21.855	20.921	1	9:12:50.117	1:05.490	22.989	21.755	20.746
2	9:13:55.943	1:03.665	22.720	20.959	19.986	2	9:13:55.407	1:05.290	22.931	21.659	20.700
3	9:14:58.958	1:03.015	22.776	20.654	19.585	3	9:15:02.333	1:06.926	23.986	21.824	21.116
4	9:16:04.713	1:05.755	22.401	20.846	22.508	4	9:16:10.095	1:07.762	23.266	22.276	22.220
(250) Ludvig MORIN						(300) Joel AFFOLTER					
1	9:12:55.057	1:05.723	23.712	21.620	20.391	1	9:13:00.768	1:07.405	24.701	22.239	20.465
2	9:13:58.129	1:03.072	22.707	20.863	19.502	2	9:14:06.355	1:05.587	22.881	22.234	20.472
3	9:15:01.766	1:03.637	22.340	21.013	20.284	3	9:15:11.679	1:05.324	23.122	21.727	20.475
4	9:16:08.158	1:06.392	22.618	22.090	21.684	4	9:16:24.689	1:13.010	23.618	24.942	24.450
(272) Jules COUSIN						(236) Andy KING					
1	9:12:44.604	1:04.499	22.133	21.386	20.980	1	9:12:55.337	1:06.149	23.560	21.586	21.003
2	9:13:47.864	1:03.260	22.265	21.050	19.945	2	9:14:01.035	1:05.698	23.401	21.630	20.667
3	9:14:51.231	1:03.367	22.330	21.066	19.971	3	9:15:06.507	1:05.472	23.181	21.996	20.295
4	9:15:54.680	1:03.449	22.498	20.951	20.000	4	9:16:19.177	1:12.670	24.849	23.348	24.473
(252) Juuso PYKALAINEN						(266) Petr FULIN					
1	9:13:17.020	1:05.996	23.788	22.014	20.194	1	9:13:05.075	1:08.854	24.571	22.683	21.600
2	9:14:21.683	1:04.663	22.995	21.713	19.955	2	9:14:10.769	1:05.694	23.344	21.401	20.949
3	9:15:26.108	1:04.425	22.960	21.479	19.986	3	9:15:16.975	1:06.206	23.127	22.246	20.833
4	9:16:29.743	1:03.635	22.673	21.480	19.482	4	9:16:23.069	1:06.094	22.513	21.151	22.430
(226) Erik STILLMANN						(208) Charlie EASTWOOD					
1	9:12:56.762	1:05.545	23.042	22.054	20.449	1	9:12:58.377	1:06.156	24.419	21.550	20.187
2	9:14:01.207	1:04.445	22.749	21.621	20.075	2	9:14:04.113	1:05.736	23.077	22.156	20.503
3	9:15:05.118	1:03.911	22.911	21.228	19.772	3	9:15:13.194	1:09.081	24.168	22.007	22.906
4	9:16:10.231	1:05.113	22.361	21.944	20.808						
(246) Sabedin Berat TURKER						(240) Petr BEZEL					
1	9:13:03.282	1:07.964	24.115	23.068	20.781	1	9:13:06.026	1:09.503	24.549	23.993	20.961
2	9:14:07.395	1:04.113	22.418	21.243	20.452						
3	9:15:13.303	1:05.908	23.897	21.905	20.106						
4	9:16:17.378	1:04.075	22.522	21.895	19.658						



Rotax Euro Challenge 2012 Wackersdorf

Rotax Seniors

Wackersdorf 1,275 Km

Warm up Even Numbers

12.05.2012 09:10

Practice (5:00 Time) started at 9:10:35

Lap	Time of Day	Lap Tm	S1 Tm	S2 Tm	S3 Tm
2	9:14:12.403	1:06.377	23.249	22.006	21.122
3	9:15:19.230	1:06.827	23.774	21.935	21.118
4	9:16:25.009	1:05.779	23.163	21.624	20.992

(224) Aavo TALVAR

1	9:12:56.656	1:06.647	23.641	22.234	20.772
2	9:14:03.326	1:06.670	23.766	22.031	20.873
3	9:15:10.141	1:06.815	24.172	22.149	20.494
4	9:16:15.946	1:05.805	23.030	22.076	20.699

(280) Brandon NILSSON

1	9:13:06.304	1:09.045	23.641	23.986	21.418
2	9:14:12.275	1:05.971	23.679	21.684	20.608
3	9:15:18.481	1:06.206	23.514	21.954	20.738
4	9:16:25.993	1:07.512	23.222	21.845	22.445

(258) Mikkel JOHNSEN

1	9:13:03.990	1:08.419	24.434	22.877	21.108
2	9:14:10.142	1:06.152	23.119	21.417	21.616
3	9:15:20.150	1:10.008	23.233	23.294	23.481
4	9:16:28.602	1:08.452	23.293	21.964	23.195

(302) Kevin MINIER

1	9:13:06.502	1:08.275	24.112	22.824	21.339
2	9:14:12.662	1:06.160	23.662	21.777	20.721
3	9:15:19.241	1:06.579	23.824	22.056	20.699
4	9:16:27.281	1:08.040	23.371	21.618	23.051

(294) Makino TADASUKE

1	9:12:50.317	1:06.279	23.204	22.280	20.795
2	9:13:57.569	1:07.252	24.073	21.966	21.213
3	9:15:03.896	1:06.327	24.077	21.438	20.812
4	9:16:10.777	1:06.881	23.092	22.136	21.653

(296) Josh HART

1	9:13:09.792	1:07.275	24.247	22.088	20.940
2	9:14:16.248	1:06.456	23.585	22.088	20.783
3	9:15:26.272	1:10.024	23.849	23.920	22.255
4	9:16:34.349	1:08.077	23.405	22.235	22.437

(270) Santeri VARIS

1	9:13:00.383	1:07.975	24.784	22.675	20.516
2	9:14:06.851	1:06.468	23.053	21.844	21.571
3	9:15:13.516	1:06.665	23.455	22.433	20.777
4	9:16:22.369	1:08.853	23.239	23.336	22.278

(262) Alex ENGBLOM

1	9:13:07.302	1:06.613	23.438	22.026	21.149
2	9:14:22.452	1:15.150	23.433	22.601	29.116

(242) Miroslav KOVAR

1	9:13:04.014	1:09.071	24.670	23.054	21.347
2	9:14:11.031	1:07.017	23.769	21.747	21.501
3	9:15:17.914	1:06.883	23.762	22.332	20.789
4	9:16:25.533	1:07.619	23.298	22.060	22.261

(230) Charlie TURNER

1	9:13:12.119	1:07.169	23.554	22.346	21.269
2	9:14:20.078	1:07.959	23.865	23.080	21.014
3	9:15:29.636	1:09.558	23.993	22.713	22.852

(220) Mathias SMITH

1	9:13:13.315	1:13.734	23.556	22.454	27.724
2	9:14:20.895	1:07.580	23.188	22.680	21.712
3	9:15:29.314	1:08.419	24.082	22.881	21.456
4	9:16:37.058	1:07.744	23.339	21.267	23.138

(218) Nicolai NIELSEN

1	9:12:59.472	1:07.813	25.292	22.056	20.465
2	9:14:07.296	1:07.824	23.168	21.757	22.899
3	9:15:15.099	1:07.803	24.002	22.446	21.355
4	9:16:23.635	1:08.536	23.635	22.143	22.758

Lap	Time of Day	Lap Tm	S1 Tm	S2 Tm	S3 Tm
(212) Jiri FORMAN					
1	9:13:10.397	1:09.646	25.452	22.191	22.003
2	9:14:18.777	1:08.380	24.824	22.478	21.078
3	9:15:27.209	1:08.432	24.605	23.086	20.741
4	9:16:35.976	1:08.767	23.873	22.295	22.599

(248) Artem KOROLEV

1	9:13:23.192	1:15.217	26.623	23.484	25.110
---	-------------	-----------------	---------------	---------------	--------

(216) Bryan EERDEN

1	9:13:08.806	1:17.302	28.693	24.562	24.047
---	-------------	-----------------	---------------	--------	---------------



Rotax Euro Challenge 2012 Wackersdorf

Rotax Seniors

Wackersdorf 1,275 Km

RACE 1 Qualifying Heat 1 A-B **-NEW-**

12.05.2012 10:10


Race (11 Laps) started at 10:12:20

Pos	No.	Name	Nat.	Chassis	Race Team	Laps	Total Tm	Diff	Best Tm	In Lap	km/h	Points
1	254	Harrison SCOTT	GBR	Tonykart	Strawberry Racing	11	9:37.745		51.510	10	89,109	0
2	208	Charlie EASTWOOD	IRL	Formula K	Protrain Racing	11	9:37.826	0.081	51.779	6	88,646	2
3	299	Philip MORIN	SWE	Alonso	Dan Holland Racing	11	9:38.603	0.858	51.545	11	89,048	3
4	222	Pierce LEHANE	AUS	Alonso	Dan Holland Racing	11	9:39.731	1.986	51.539	11	89,059	4
5	221	Jesse LAZARE	CAN	Formula K	Chapman Racing/Protrain	11	9:40.008	2.263	51.537	11	89,062	5
6	217	Glen VAN DROOGENBROEC	BEL	Tonykart	Bouvin Power	11	9:41.421	3.676	51.893	9	88,451	6
7	236	Andy KING	GBR	Tonykart	Strawberry Racing	11	9:42.488	4.743	51.736	9	88,720	7
8	240	Petr BEZEL	CZE	MS Kart	MS Kart Racing Team	11	9:43.078	5.333	52.162	4	87,995	8
9	220	Mathias SMITH	DEN	Kosmic	Star Karting	11	9:43.835	6.090	51.770	10	88,661	9
10	232	James SINGLETON	GBR	CRG	Coles Racing	11	9:44.098	6.353	52.142	9	88,029	10
11	293	Sandor JAKAB	SVK	Birel	Kalman Motorsport	11	9:44.105	6.360	51.916	10	88,412	11
12	268	Francisco MORA	POR	FA	Cabo do Mundo Kartteam	11	9:45.082	7.337	51.723	9	88,742	12
13	246	Sabedin Berat TURKER	TUR	Formula K	Protrain Racing	11	9:45.920	8.175	52.329	10	87,714	13
14	230	Charlie TURNER	GBR	CRG	Coles Racing	11	9:46.971	9.226	52.003	9	88,264	14
15	207	Ferenc KANCSAR	AUT	Birel	Kalman Motorsport	11	9:47.401	9.656	51.444	11	89,223	15
16	227	Matija JURKOVIC	SLO	Formula K	MLM Racing KK	11	9:51.164	13.419	52.241	9	87,862	16
17	258	Mikkel JOHNSEN	DEN	Intrepid	DMT Racing	11	9:54.530	16.785	51.741	8	88,711	17
18	284	Oliver MYERS	GBR	Tonykart	Coles Racing	11	9:54.595	16.850	52.756	5	87,004	18
19	245	Hubert PETIT	FRA	Sodikart	Sodikart Junior Team	11	9:55.027	17.282	51.877	8	88,479	19
20	300	Joel AFFOLTER	NED	Gillard	PDB Racing Team	11	9:56.339	18.594	52.830	9	86,882	20
21	243	Glenn VAN PARIJS	BEL	Zanardi	Raw Racing Team	11	9:56.635	18.890	52.271	10	87,812	21
22	233	Manon CHAVAGNE	NED	Topkart	Slangen Karting	11	9:56.806	19.061	52.156	8	88,005	22
23	286	Lukasz BARTOSZUK	POL	Praga	Uniq Racing	11	9:57.086	19.341	52.068	10	88,154	23
24	242	Miroslav KOVAR	CZE	MS Kart	MS Kart Racing Team	11	9:57.142	19.397	52.731	8	87,046	24
25	225	Jeremie LESOUDIER	FRA	Kosmic	PKS	11	10:08.585	30.840	53.677	8	85,511	25
26	248	Artem KOROLEV	CAN	Intrepid	Team TKP	11	10:08.643	30.898	52.008	8	88,256	26
27	301	Jonathan JOHANSSON	SWE	Gillard	PDB Racing Team	11	10:12.524	34.779	52.332	9	87,709	27
28	234	Ash HAND	GBR	Tonykart	Strawberry Racing	5	4:39.094	6 Laps	52.394	5	87,605	28
29	257	Ebba GRANDIN	SWE	Kosmic	Soda Kart	5	4:47.512	6 Laps	54.362	4	84,434	29
Not classified												
DQ	252	Juuso PYKALAINEN	FIN	Tonykart	MPT Racing	11	9:44.862	DQ	51.638	8	88,888	32

Announcements

These results are provisional until the conclusion of any judicial and technical matters
 No. 254 + 299 + 236 warning board
 Started: 30 Classified: 29 Not classified: 1
 No. 252 excluded from Heat A-B / reason technical non conformity

Margin of Victory	Ø km/h	Best Lap Tm	km/h	Best Lap by
0.081	87,391	51.444	89,223	207 - Ferenc KANCSAR

Timekeeping Ingrid and Meik Wagner:  Clerk of the course Nigel Edwards: www.mylaps.com
 Steward (Chairman) Horst Seidel: Chief Scrutineer Paul Klaassen: Licensed to: Motorsport Events
 Printed: 12.05.2012 11:08:21 posted at: h



Rotax Euro Challenge 2012 Wackersdorf

Rotax Seniors

Wackersdorf 1,275 Km

RACE 1 Qualifying Heat 1 A-B

12.05.2012 10:10

Race (11 Laps) started at 10:12:20

Lap	Time of Day	Lap Tm	S1 Tm	S2 Tm	S3 Tm
(254) Harrison SCOTT					
1	10:13:15.641	54.654	20.346	17.321	16.987
2	10:14:08.711	53.070	19.077	17.159	16.834
3	10:15:01.360	52.649	19.048	16.947	16.654
4	10:15:54.109	52.749	18.922	17.164	16.663
5	10:16:47.289	53.180	19.505	17.048	16.627
6	10:17:39.236	51.947	18.753	16.692	16.502
7	10:18:30.998	51.762	18.652	16.610	16.500
8	10:19:22.793	51.795	18.728	16.640	16.427
9	10:20:15.339	52.546	19.243	16.849	16.454
10	10:21:06.849	51.510	18.606	16.543	16.361
11	10:21:58.568	51.719	18.550	16.587	16.582

(208) Charlie EASTWOOD					
1	10:13:15.815	54.992	20.091	17.867	17.034
2	10:14:09.113	53.298	19.176	17.399	16.723
3	10:15:01.854	52.741	18.832	17.292	16.617
4	10:15:54.388	52.534	19.100	16.945	16.489
5	10:16:46.571	52.183	18.955	16.839	16.389
6	10:17:38.350	51.779	18.724	16.703	16.352
7	10:18:30.408	52.058	18.694	16.873	16.491
8	10:19:22.621	52.213	18.824	16.940	16.449
9	10:20:14.524	51.903	18.792	16.675	16.436
10	10:21:06.375	51.851	18.708	16.719	16.424
11	10:21:58.649	52.274	18.805	16.629	16.840

(299) Philip MORIN					
1	10:13:16.482	55.314	20.923	17.262	17.129
2	10:14:09.787	53.305	19.517	17.082	16.706
3	10:15:01.952	52.165	18.882	16.798	16.485
4	10:15:54.171	52.219	18.858	16.904	16.457
5	10:16:46.461	52.290	18.944	16.798	16.548
6	10:17:38.718	52.257	18.981	16.810	16.466
7	10:18:30.713	51.995	18.769	16.780	16.446
8	10:19:22.553	51.840	18.630	16.679	16.531
9	10:20:16.291	53.738	19.765	17.496	16.477
10	10:21:07.881	51.590	18.564	16.628	16.398
11	10:21:59.426	51.545	18.569	16.548	16.428

(222) Pierce LEHANE					
1	10:13:16.335	55.322	20.712	17.359	17.251
2	10:14:09.269	52.934	19.308	17.055	16.571
3	10:15:01.607	52.338	18.855	16.978	16.505
4	10:15:53.895	52.288	18.877	16.844	16.567
5	10:16:46.189	52.294	18.882	16.874	16.538
6	10:17:38.254	52.065	18.770	16.729	16.566
7	10:18:30.883	52.629	18.986	16.874	16.769
8	10:19:23.134	52.251	19.076	16.747	16.428
9	10:20:17.210	54.076	18.899	18.639	16.538
10	10:21:09.015	51.805	18.853	16.640	16.312
11	10:22:00.554	51.539	18.584	16.634	16.321

(221) Jesse LAZARE					
1	10:13:16.244	55.171	20.454	17.438	17.279
2	10:14:10.242	53.998	19.623	17.071	17.304
3	10:15:02.344	52.102	18.715	16.884	16.503
4	10:15:54.573	52.229	18.749	16.990	16.490
5	10:16:48.129	53.556	18.881	17.275	17.400
6	10:17:41.625	53.496	19.874	16.999	16.623
7	10:18:33.794	52.169	18.802	16.809	16.558
8	10:19:25.819	52.025	18.871	16.687	16.467
9	10:20:17.594	51.775	18.672	16.697	16.406
10	10:21:09.294	51.700	18.640	16.716	16.344
11	10:22:00.831	51.537	18.503	16.712	16.322

(217) Glen VAN DROOGENBROECK					
1	10:13:17.261	55.844	21.526	17.358	16.960
2	10:14:10.072	52.811	18.968	17.014	16.829
3	10:15:03.270	53.198	19.545	16.997	16.656
4	10:15:55.437	52.167	18.812	16.835	16.520
5	10:16:48.029	52.592	18.855	16.777	16.960
6	10:17:41.179	53.150	19.280	17.129	16.741

7	10:18:33.882	52.703	18.779	16.810	17.114
8	10:19:26.361	52.479	19.064	16.743	16.672
9	10:20:18.254	51.893	18.580	16.652	16.661
10	10:21:10.345	52.091	18.858	16.826	16.407
11	10:22:02.244	51.899	18.731	16.674	16.494

(236) Andy KING					
1	10:13:19.956	58.829	24.490	17.502	16.837
2	10:14:12.462	52.506	19.008	16.946	16.552
3	10:15:04.894	52.432	19.023	16.842	16.567
4	10:15:56.762	51.868	18.433	17.044	16.391
5	10:16:48.748	51.986	18.743	16.771	16.472
6	10:17:41.408	52.660	19.059	16.819	16.782
7	10:18:33.729	52.321	18.709	16.761	16.851
8	10:19:26.732	53.003	19.759	16.674	16.570
9	10:20:18.468	51.736	18.608	16.704	16.424
10	10:21:11.121	52.653	18.888	16.964	16.801
11	10:22:03.311	52.190	19.062	16.652	16.476

(240) Petr BEZEL					
1	10:13:18.368	56.975	22.293	17.728	16.954
2	10:14:11.257	52.889	19.154	17.116	16.619
3	10:15:03.779	52.522	19.040	16.903	16.579
4	10:15:55.941	52.162	18.919	16.762	16.481
5	10:16:48.224	52.283	18.780	16.791	16.712
6	10:17:40.600	52.376	18.821	16.936	16.619
7	10:18:33.099	52.499	19.048	16.757	16.694
8	10:19:25.296	52.197	18.900	16.772	16.525
9	10:20:18.351	53.055	19.323	16.762	16.970
10	10:21:10.998	52.647	18.910	17.202	16.535
11	10:22:03.901	52.903	19.377	16.907	16.619

(220) Mathias SMITH					
1	10:13:20.557	58.344	23.694	17.539	17.111
2	10:14:13.004	52.447	19.011	16.881	16.555
3	10:15:05.368	52.364	19.037	16.821	16.506
4	10:15:57.219	51.851	18.696	16.746	16.409
5	10:16:49.615	52.396	18.825	16.854	16.717
6	10:17:42.068	52.453	18.831	17.000	16.622
7	10:18:35.007	52.939	19.168	17.174	16.597
8	10:19:27.827	52.820	19.219	16.695	16.906
9	10:20:19.797	51.970	18.686	16.720	16.564
10	10:21:11.567	51.770	18.709	16.650	16.411
11	10:22:04.658	53.091	19.096	16.884	17.111

(232) James SINGLETON					
1	10:13:17.408	55.918	21.584	17.395	16.939
2	10:14:10.364	52.956	19.191	16.952	16.813
3	10:15:02.831	52.467	18.868	16.915	16.684
4	10:15:55.787	52.956	19.504	16.802	16.650
5	10:16:48.394	52.607	19.113	16.777	16.717
6	10:17:41.539	53.145	19.056	16.829	17.260
7	10:18:34.034	52.495	19.047	16.795	16.653
8	10:19:26.843	52.809	19.058	16.723	17.028
9	10:20:18.985	52.142	18.929	16.721	16.492
10	10:21:11.460	52.475	18.742	17.184	16.549
11	10:22:04.921	53.461	19.054	16.935	17.472

(293) Sandor JAKAB					
1	10:13:19.100	57.434	23.289	17.354	16.791
2	10:14:12.160	53.060	18.907	17.363	16.790
3	10:15:04.528	52.368	18.977	16.808	16.583
4	10:15:56.661	52.133	18.833	16.805	16.495
5	10:16:49.225	52.564	19.063	16.980	16.521
6	10:17:41.821	52.596	19.056	16.961	16.579
7	10:18:35.151	53.330	19.459	17.243	16.628
8	10:19:27.762	52.611	18.824	16.807	16.980
9	10:20:19.963	52.201	18.549	17.044	16.608
10	10:21:11.879	51.916	18.719	16.761	16.436
11	10:22:04.928	53.049	19.131	16.912	17.006

(252) Juuso PYKALAINEN					
1	10:13:22.868	1:00.782	26.050	17.944	16.788



Rotax Euro Challenge 2012 Wackersdorf

Rotax Seniors

Wackersdorf 1,275 Km

RACE 1 Qualifying Heat 1 A-B

12.05.2012 10:10

Race (11 Laps) started at 10:12:20

Lap	Time of Day	Lap Tm	S1 Tm	S2 Tm	S3 Tm	Lap	Time of Day	Lap Tm	S1 Tm	S2 Tm	S3 Tm
2	10:14:16.531	53.663	19.102	17.176	17.385	10	10:21:19.456	52.321	18.851	16.913	16.557
3	10:15:09.460	52.929	19.228	17.062	16.639	11	10:22:11.987	52.531	19.122	16.801	16.608
4	10:16:01.792	52.332	19.001	16.851	16.480						
5	10:16:53.890	52.098	18.860	16.762	16.476						
6	10:17:46.050	52.160	18.775	16.780	16.605						
7	10:18:38.042	51.992	18.701	16.740	16.551						
8	10:19:29.680	51.638	18.590	16.679	16.369						
9	10:20:21.465	51.785	18.639	16.650	16.496						
10	10:21:13.396	51.931	18.713	16.730	16.488						
11	10:22:05.685	52.289	18.648	16.954	16.687						
(268) Francisco MORA						(258) Mikkel JOHNSEN					
1	10:13:20.399	58.672	24.553	17.381	16.738	1	10:13:25.995	1:04.027	28.696	18.334	16.997
2	10:14:12.831	52.432	18.833	16.972	16.627	2	10:14:19.653	53.658	19.217	17.464	16.977
3	10:15:05.165	52.334	18.933	16.772	16.629	3	10:15:14.171	54.518	19.636	18.167	16.715
4	10:15:57.091	51.926	18.638	16.783	16.505	4	10:16:07.451	53.280	19.349	17.037	16.894
5	10:16:49.323	52.232	18.831	16.662	16.739	5	10:17:00.513	53.062	19.576	16.867	16.619
6	10:17:42.186	52.863	18.791	17.490	16.582	6	10:17:54.842	54.329	18.971	17.639	17.719
7	10:18:34.309	52.123	18.893	16.732	16.498	7	10:18:47.515	52.673	19.204	16.906	16.563
8	10:19:26.963	52.654	19.428	16.683	16.543	8	10:19:39.256	51.741	18.664	16.670	16.407
9	10:20:18.686	51.723	18.645	16.680	16.398	9	10:20:31.418	52.162	19.028	16.641	16.493
10	10:21:11.316	52.630	18.840	17.165	16.625	10	10:21:23.232	51.814	18.781	16.628	16.405
11	10:22:05.905	54.589	19.590	17.993	17.006	11	10:22:15.353	52.121	18.581	16.569	16.971
(246) Sabedin Berat TURKER						(284) Oliver MYERS					
1	10:13:18.708	57.050	21.896	17.942	17.212	1	10:13:22.129	1:00.249	24.566	17.860	17.823
2	10:14:12.299	53.591	19.141	17.391	17.059	2	10:14:16.567	54.438	19.610	17.547	17.281
3	10:15:06.110	53.811	19.908	17.149	16.754	3	10:15:10.119	53.552	19.592	17.108	16.852
4	10:15:58.770	52.660	18.940	17.084	16.636	4	10:16:03.429	53.310	19.515	17.055	16.740
5	10:16:51.626	52.856	19.112	17.096	16.648	5	10:16:56.185	52.756	19.176	16.909	16.671
6	10:17:44.348	52.722	19.057	16.993	16.672	6	10:17:49.018	52.833	19.206	16.909	16.718
7	10:18:37.080	52.732	18.981	17.045	16.706	7	10:18:42.035	53.017	19.353	16.890	16.774
8	10:19:29.471	52.391	18.907	16.933	16.551	8	10:19:35.542	53.507	19.735	17.136	16.636
9	10:20:22.017	52.546	19.092	16.878	16.576	9	10:20:28.395	52.853	19.056	16.818	16.979
10	10:21:14.346	52.329	18.810	16.903	16.616	10	10:21:21.564	53.169	19.786	16.784	16.599
11	10:22:06.743	52.397	18.868	16.908	16.621	11	10:22:15.418	53.854	19.798	16.825	17.231
(230) Charlie TURNER						(245) Hubert PETIT					
1	10:13:23.222	1:00.163	25.160	18.072	16.931	1	10:13:26.601	1:03.813	28.197	18.176	17.440
2	10:14:16.740	53.518	19.228	17.120	17.170	2	10:14:20.161	53.560	19.254	17.082	17.224
3	10:15:10.315	53.575	19.606	17.118	16.851	3	10:15:15.105	54.944	19.777	18.373	16.794
4	10:16:02.861	52.546	19.136	16.817	16.593	4	10:16:07.712	52.607	19.046	16.816	16.745
5	10:16:55.048	52.187	18.961	16.669	16.557	5	10:17:01.049	53.337	19.786	16.986	16.565
6	10:17:47.123	52.075	18.894	16.663	16.518	6	10:17:53.983	52.934	18.898	16.983	17.053
7	10:18:39.431	52.308	18.892	16.745	16.671	7	10:18:46.127	52.144	18.910	16.710	16.524
8	10:19:31.610	52.179	18.924	16.662	16.593	8	10:19:38.004	51.877	18.712	16.701	16.464
9	10:20:23.613	52.003	18.904	16.578	16.521	9	10:20:30.068	52.064	18.917	16.657	16.490
10	10:21:15.745	52.132	18.943	16.649	16.540	10	10:21:22.182	52.114	18.965	16.639	16.510
11	10:22:07.794	52.049	18.804	16.718	16.527	11	10:22:15.850	53.668	18.951	16.712	18.005
(207) Ferenc KANCSAR						(300) Joel AFFOLTER					
1	10:13:24.383	1:02.595	26.792	18.932	16.871	1	10:13:23.604	1:01.143	25.255	18.724	17.164
2	10:14:18.160	53.777	19.884	17.287	16.606	2	10:14:17.752	54.148	19.692	17.408	17.048
3	10:15:11.428	53.268	19.370	17.250	16.648	3	10:15:12.658	54.906	20.004	17.756	17.146
4	10:16:04.199	52.771	19.338	16.826	16.607	4	10:16:06.438	53.780	19.585	17.239	16.956
5	10:16:56.796	52.597	19.138	16.918	16.541	5	10:16:59.529	53.091	19.164	17.055	16.872
6	10:17:49.114	52.318	18.751	16.907	16.660	6	10:17:52.366	52.837	18.987	17.088	16.762
7	10:18:41.312	52.198	18.892	16.823	16.483	7	10:18:45.374	53.008	19.073	17.054	16.881
8	10:19:33.194	51.882	18.659	16.732	16.491	8	10:19:38.504	53.130	19.081	17.255	16.794
9	10:20:25.025	51.831	18.603	16.723	16.505	9	10:20:31.334	52.830	18.931	17.071	16.828
10	10:21:16.780	51.755	18.695	16.679	16.381	10	10:21:24.300	52.966	19.286	17.013	16.667
11	10:22:08.224	51.444	18.529	16.597	16.318	11	10:22:17.162	52.862	18.900	17.053	16.909
(227) Matija JURKOVIC						(243) Glenn VAN PARIJS					
1	10:13:21.635	59.244	23.857	17.946	17.441	1	10:13:22.014	59.226	24.348	17.731	17.147
2	10:14:16.321	54.686	19.302	17.701	17.683	2	10:14:16.806	54.792	20.095	17.316	17.381
3	10:15:10.948	54.627	19.505	17.212	17.910	3	10:15:10.750	53.944	19.986	17.083	16.875
4	10:16:04.041	53.093	19.265	17.047	16.781	4	10:16:06.576	55.826	21.857	17.051	16.918
5	10:16:57.201	53.160	19.195	17.225	16.740	5	10:16:59.721	53.145	19.206	17.076	16.863
6	10:17:49.797	52.596	18.922	16.986	16.688	6	10:17:54.173	54.452	19.927	17.135	17.390
7	10:18:42.149	52.352	18.894	16.913	16.545	7	10:18:46.604	52.431	19.074	16.769	16.588
8	10:19:34.894	52.745	19.338	16.806	16.601	8	10:19:39.082	52.478	19.122	16.800	16.556
9	10:20:27.135	52.241	18.843	16.838	16.560	9	10:20:32.165	53.083	19.494	16.941	16.648
						10	10:21:24.436	52.271	19.084	16.699	16.488
						11	10:22:17.458	53.022	19.087	16.999	16.936
(223) Manon CHAVAGNE						(233) Manon CHAVAGNE					
						1	10:13:24.198	1:01.592	25.727	18.735	17.130
						2	10:14:19.130	54.932	20.393	17.518	17.021
						3	10:15:13.564	54.434	20.174	17.405	16.855
						4	10:16:08.593	55.029	19.756	17.171	18.102



Rotax Euro Challenge 2012 Wackersdorf

Rotax Seniors

Wackersdorf 1,275 Km

RACE 1 Qualifying Heat 1 A-B

12.05.2012 10:10

Race (11 Laps) started at 10:12:20

Lap	Time of Day	Lap Tm	S1 Tm	S2 Tm	S3 Tm	Lap	Time of Day	Lap Tm	S1 Tm	S2 Tm	S3 Tm
5	10:17:01.419	52.826	19.175	17.014	16.637	(234) Ash HAND					
6	10:17:54.572	53.153	18.832	16.999	17.322	1	10:13:25.442	1:04.115	29.317	17.926	16.872
7	10:18:47.910	53.338	19.705	17.058	16.575	2	10:14:19.225	53.783	19.189	17.545	17.049
8	10:19:40.066	52.156	18.842	16.770	16.544	3	10:15:13.668	54.443	20.251	17.398	16.794
9	10:20:32.528	52.462	18.815	16.978	16.669	4	10:16:07.523	53.855	20.088	16.975	16.792
10	10:21:24.840	52.312	18.962	16.785	16.565	5	10:16:59.917	52.394	18.823	17.044	16.527
11	10:22:17.629	52.789	18.865	17.025	16.899	(257) Ebba GRANDIN					
(286) Lukasz BARTOSZUK						1	10:13:27.074	1:04.495	27.896	18.809	17.790
1	10:13:24.924	1:02.218	26.073	19.095	17.050	2	10:14:22.040	54.966	19.713	18.014	17.239
2	10:14:19.932	55.008	19.867	18.026	17.115	3	10:15:16.849	54.809	19.890	17.411	17.508
3	10:15:16.804	56.872	20.203	18.409	18.260	4	10:16:11.211	54.362	19.893	17.681	16.788
4	10:16:09.656	52.852	19.146	16.978	16.728	5	10:17:08.335	57.124	19.763	17.076	20.285
5	10:17:02.190	52.534	18.989	16.800	16.745	(242) Miroslav KOVAR					
6	10:17:54.998	52.808	18.996	16.776	17.036	1	10:13:23.757	1:01.241	25.911	18.151	17.179
7	10:18:48.203	53.205	19.087	17.461	16.657	2	10:14:17.078	53.321	19.178	17.231	16.912
8	10:19:40.500	52.297	18.781	16.827	16.689	3	10:15:11.191	54.113	20.003	17.265	16.845
9	10:20:33.067	52.567	18.851	16.993	16.723	4	10:16:05.677	54.486	20.360	16.994	17.132
10	10:21:25.135	52.068	18.831	16.729	16.508	5	10:16:59.177	53.500	19.437	17.255	16.808
11	10:22:17.909	52.774	18.788	16.949	17.037	6	10:17:51.955	52.778	19.029	16.946	16.803
(225) Jeremie LESOUDIER						7	10:18:44.867	52.912	19.191	16.969	16.752
1	10:13:25.812	1:03.770	26.354	19.643	17.773	8	10:19:37.598	52.731	19.074	16.838	16.819
2	10:14:20.791	54.979	20.171	17.486	17.322	9	10:20:31.056	53.458	19.643	16.971	16.844
3	10:15:16.780	55.989	19.478	18.275	18.236	10	10:21:23.951	52.895	19.285	16.918	16.692
4	10:16:11.134	54.354	19.732	17.372	17.250	11	10:22:17.965	54.014	19.441	16.991	17.582
5	10:17:05.866	54.732	19.973	17.553	17.206	(248) Artem KOROLEV					
6	10:17:59.879	54.013	19.572	17.262	17.179	1	10:13:21.846	58.922	23.743	18.005	17.174
7	10:18:53.865	53.986	19.462	17.305	17.219	2	10:14:16.463	54.617	19.248	17.595	17.774
8	10:19:47.542	53.677	19.358	17.179	17.140	3	10:15:11.880	55.417	20.930	17.841	16.646
9	10:20:41.309	53.767	19.393	17.147	17.227	4	10:16:05.457	53.577	19.885	16.905	16.787
10	10:21:35.012	53.703	19.431	17.187	17.085	5	10:16:58.831	53.374	19.784	16.956	16.634
11	10:22:29.408	54.396	19.562	17.119	17.715	6	10:17:51.339	52.508	18.987	16.988	16.533
(301) Jonathan JOHANSSON						7	10:18:43.783	52.444	18.878	17.046	16.520
1	10:13:24.651	1:03.429	27.705	18.754	16.970	8	10:19:35.791	52.008	18.858	16.672	16.478
2	10:14:18.037	53.386	19.454	17.245	16.687	9	10:20:28.312	52.521	18.950	16.854	16.717
3	10:15:11.703	53.666	19.496	17.460	16.710	10	10:21:21.310	52.998	19.503	16.749	16.746
4	10:16:26.196	1:14.493	40.531	17.339	16.623	11	10:22:29.466	1:08.156	19.598	17.149	31.409
5	10:17:18.842	52.646	19.215	16.897	16.534	(301) Jonathan JOHANSSON					
6	10:18:11.264	52.422	19.020	16.847	16.555	1	10:13:24.651	1:03.429	27.705	18.754	16.970
7	10:19:03.802	52.538	19.058	16.964	16.516	2	10:14:18.037	53.386	19.454	17.245	16.687
8	10:19:56.226	52.424	19.059	16.861	16.504	3	10:15:11.703	53.666	19.496	17.460	16.710
9	10:20:48.558	52.332	18.981	16.822	16.529	4	10:16:26.196	1:14.493	40.531	17.339	16.623
10	10:21:40.914	52.356	19.021	16.783	16.552	5	10:17:18.842	52.646	19.215	16.897	16.534
11	10:22:33.347	52.433	18.953	16.888	16.592	6	10:18:11.264	52.422	19.020	16.847	16.555



Rotax Euro Challenge 2012 Wackersdorf

Rotax Seniors

Wackersdorf 1,275 Km

RACE 2 Qualifying Heat 2 C-D

12.05.2012 10:30

Race (11 Laps) started at 10:32:23

Pos	No.	Name	Nat.	Chassis	Race Team	Laps	Total Tm	Diff	Best Tm	In Lap	km/h	Points
1	269	John FRIBERG	SWE	Tonykart	Soda Kart	11	9:35.951		51.552	10	89,036	0
2	205	Sean BABINGTON	GBR	Alonso	Dan Holland Racing	11	9:36.194	0.243	51.290	11	89,491	2
3	294	Makino TADASUKE	JPN	Birel	Kalman Motorsport	11	9:36.423	0.472	51.259	11	89,545	3
4	203	Edward BRAND	GBR	Formula K	Formula K Europe	11	9:36.616	0.665	51.004	11	89,993	4
5	260	Bas de LAAT	NED	Gillard	PDB Racing Team	11	9:38.872	2.921	51.616	11	88,926	5
6	211	Shaun SLAVIN	GBR	Formula K	Formula K Europe	11	9:39.133	3.182	51.375	11	89,343	6
7	290	Ukyo SASAHARA	JPN	DR	VPDR	11	9:39.385	3.434	51.558	11	89,026	7
8	278	Barrie PULLINGER	GBR	Alonso	Dan Holland Racing	11	9:39.865	3.914	51.573	11	89,000	8
9	238	Alexandre FINKELSTEIN	FRA	Tonykart	MD Competition	11	9:39.921	3.970	51.424	9	89,258	9
10	263	Henry EASTHOPE	GBR	Sodikart	Sodikart Junior Team	11	9:40.058	4.107	51.347	10	89,392	10
11	218	Nicolai NIELSEN	DEN	TBA	Star Karting	11	9:40.937	4.986	51.618	7	88,922	11
12	224	Aavo TALVAR	EST	Intrepid	Talvar Racing	11	9:41.261	5.310	51.405	9	89,291	12
13	216	Bryan EERDEN	NED	Gillard	PDB Racing Team	11	9:41.341	5.390	51.505	9	89,118	13
14	259	Nicolas PICOT	FRA	Sodikart	Kart Pro Racing	11	9:42.667	6.716	51.808	9	88,596	14
15	270	Santeri VARIS	FIN	Tonykart	JTL Racing	11	9:43.039	7.088	51.601	11	88,952	15
16	280	Brandon NILSSON	SWE	Exprit	Brandon Racing	11	9:43.335	7.384	51.579	11	88,990	16
17	262	Alex ENGBLOM	SWE	Tonykart	Soda Kart	11	9:44.128	8.177	51.701	11	88,780	17
18	261	Stephane KOX	NED	Formula K	Formula K Europe	11	9:44.300	8.349	51.564	9	89,016	18
19	237	Sten Dorian PIIRIMAGI	EST	Tonykart	Aix Racing Team	11	9:45.307	9.356	51.819	11	88,578	19
20	219	Andreas BACKMAN	SWE	Tonykart	Strawberry Racing	11	9:47.211	11.260	51.720	11	88,747	20
21	272	Jules COUSIN	FRA	FA Kart	DSS Kart	11	9:47.790	11.839	51.651	9	88,866	21
22	241	Pierre AUVRAY	FRA	FA Kart	DSS Kart	11	9:50.166	14.215	51.746	9	88,703	22
23	279	Juuso KAUKELIN	FIN	Tonykart	JTL Racing	11	9:53.645	17.694	52.287	9	87,785	23
24	283	Marco FORRER	SUI	Mach 1	Kartteam Meier	11	9:54.030	18.079	52.142	11	88,029	24
25	303	Giorgio MAGGI	SUI	Tonykart	Blacky Racing	11	9:54.774	18.823	51.816	11	88,583	25
26	275	Benjamin KARLOG	DEN	Tonykart	RS Competition	11	9:55.214	19.263	52.110	11	88,083	26
27	244	Eva BENES	FRA	Kosmic	PKS	11	10:03.903	27.952	52.393	8	87,607	27
28	306	Kevin KEMMLING	GER	Formula K	Kartschmie.de	11	10:07.385	31.434	53.873	10	85,200	28

Announcements

These results are provisional until the conclusion of any judicial and technical matters

No. 269 warning board

Started: 28 Classified: 28 Not classified: 0

Margin of Victory	Ø km/h	Best Lap Tm	km/h	Best Lap by
0.243	87,664	51.004	89,993	203 - Edward BRAND

Official Timing www.camp-company.de / www.motorsport-events.se

Orbits

Timekeeping Ingrid and Meik Wagner:

Clerk of the course Nigel Edwards:

www.mylaps.com

Steward (Chairman) Horst Seidel:

Chief Scrutineer Paul Klaassen:

Licensed to: Motorsport Events

Printed: 12.05.2012 10:43:34

posted at:

h



Rotax Euro Challenge 2012 Wackersdorf

Rotax Seniors

Wackersdorf 1,275 Km

RACE 2 Qualifying Heat 2 C-D

12.05.2012 10:30

Race (11 Laps) started at 10:32:23

Lap	Time of Day	Lap Tm	S1 Tm	S2 Tm	S3 Tm	Lap	Time of Day	Lap Tm	S1 Tm	S2 Tm	S3 Tm
(269) John FRIBERG						7	10:38:35.026	51.889	18.686	16.596	16.607
1	10:33:19.807	56.056	22.016	17.221	16.819	8	10:39:27.088	52.062	19.035	16.638	16.389
2	10:34:12.377	52.570	19.147	16.936	16.487	9	10:40:18.580	51.492	18.513	16.571	16.408
3	10:35:04.552	52.175	18.894	16.801	16.480	10	10:41:11.139	52.559	19.011	16.663	16.885
4	10:35:56.636	52.084	18.775	16.752	16.557	11	10:42:02.514	51.375	18.476	16.516	16.383
5	10:36:48.852	52.216	18.709	16.824	16.683	(290) Ukyo SASAHARA					
6	10:37:40.977	52.125	18.740	16.838	16.547	1	10:33:19.786	56.086	21.144	17.412	17.530
7	10:38:32.707	51.730	18.640	16.680	16.410	2	10:34:12.764	52.978	19.602	16.869	16.507
8	10:39:24.494	51.787	18.670	16.696	16.421	3	10:35:04.959	52.195	18.773	16.944	16.478
9	10:40:16.191	51.697	18.609	16.719	16.369	4	10:35:57.083	52.124	18.947	16.670	16.507
10	10:41:07.743	51.552	18.552	16.665	16.335	5	10:36:49.060	51.977	18.665	16.889	16.423
11	10:41:59.332	51.589	18.550	16.612	16.427	6	10:37:43.208	54.148	19.329	17.259	17.560
(205) Sean BABINGTON						7	10:38:35.170	51.962	18.852	16.639	16.471
1	10:33:18.711	55.255	21.110	17.364	16.781	8	10:39:27.262	52.092	19.022	16.700	16.370
2	10:34:11.841	53.130	19.519	16.954	16.657	9	10:40:19.275	52.013	18.706	16.695	16.612
3	10:35:04.187	52.346	18.860	16.882	16.604	10	10:41:11.208	51.933	18.561	16.708	16.664
4	10:35:56.256	52.069	18.794	16.770	16.505	11	10:42:02.766	51.558	18.615	16.556	16.387
5	10:36:48.745	52.489	19.226	16.839	16.424	(278) Barrie PULLINGER					
6	10:37:42.167	53.422	19.926	16.828	16.668	1	10:33:21.418	57.520	22.298	17.857	17.365
7	10:38:33.707	51.540	18.532	16.625	16.383	2	10:34:13.976	52.558	19.065	16.902	16.591
8	10:39:25.410	51.703	18.624	16.632	16.447	3	10:35:06.264	52.288	18.637	17.160	16.491
9	10:40:16.839	51.429	18.513	16.544	16.372	4	10:35:58.222	51.958	18.542	16.883	16.533
10	10:41:08.285	51.446	18.473	16.540	16.433	5	10:36:50.010	51.788	18.541	16.822	16.425
11	10:41:59.575	51.290	18.448	16.502	16.340	6	10:37:42.513	52.503	18.957	16.800	16.746
(294) Makino TADASUKE						7	10:38:36.003	53.490	19.724	17.138	16.628
1	10:33:19.306	55.925	20.951	17.891	17.083	8	10:39:28.303	52.300	19.180	16.709	16.411
2	10:34:12.315	53.009	19.051	17.026	16.932	9	10:40:19.956	51.653	18.557	16.718	16.378
3	10:35:04.826	52.511	19.069	16.885	16.557	10	10:41:11.673	51.717	18.448	16.767	16.502
4	10:35:57.555	52.729	19.306	16.773	16.650	11	10:42:03.246	51.573	18.524	16.627	16.422
5	10:36:49.297	51.742	18.616	16.676	16.450	(238) Alexandre FINKELSTEIN					
6	10:37:41.933	52.636	19.225	16.862	16.549	1	10:33:22.052	57.793	22.703	17.649	17.441
7	10:38:33.636	51.703	18.584	16.636	16.483	2	10:34:15.844	53.792	18.986	17.728	17.078
8	10:39:25.557	51.921	18.860	16.662	16.399	3	10:35:08.296	52.452	18.525	17.322	16.605
9	10:40:17.109	51.552	18.524	16.642	16.386	4	10:36:00.498	52.202	18.826	16.758	16.618
10	10:41:08.545	51.436	18.439	16.612	16.385	5	10:36:52.361	51.863	18.763	16.671	16.429
11	10:41:59.804	51.259	18.411	16.520	16.328	6	10:37:44.105	51.744	18.748	16.634	16.362
(203) Edward BRAND						7	10:38:36.063	51.958	18.581	16.884	16.493
1	10:33:19.570	55.965	21.582	17.311	17.072	8	10:39:27.716	51.653	18.667	16.602	16.384
2	10:34:12.238	52.668	18.942	16.996	16.730	9	10:40:19.140	51.424	18.541	16.561	16.322
3	10:35:04.329	52.091	18.688	16.820	16.583	10	10:41:11.041	51.901	18.535	16.698	16.668
4	10:35:56.799	52.470	18.798	16.828	16.844	11	10:42:03.302	52.261	18.966	16.604	16.691
5	10:36:48.969	52.170	18.816	16.865	16.489	(263) Henry EASTHOPE					
6	10:37:42.880	53.911	20.479	16.843	16.589	1	10:33:24.127	59.174	23.804	18.070	17.300
7	10:38:34.730	51.850	18.654	16.673	16.523	2	10:34:18.025	53.898	19.835	17.165	16.898
8	10:39:26.264	51.534	18.538	16.592	16.404	3	10:35:10.629	52.604	19.478	16.701	16.425
9	10:40:17.666	51.402	18.517	16.529	16.356	4	10:36:02.919	52.290	19.045	16.771	16.474
10	10:41:08.993	51.327	18.386	16.534	16.407	5	10:36:54.630	51.711	18.796	16.606	16.309
11	10:41:59.997	51.004	18.275	16.490	16.239	6	10:37:46.118	51.488	18.547	16.645	16.296
(260) Bas de LAAT						7	10:38:37.572	51.454	18.624	16.527	16.303
1	10:33:20.899	57.346	22.468	17.664	17.214	8	10:39:29.165	51.593	18.580	16.554	16.459
2	10:34:13.523	52.624	19.097	16.969	16.558	9	10:40:20.676	51.511	18.464	16.679	16.368
3	10:35:05.518	51.995	18.762	16.802	16.431	10	10:41:12.023	51.347	18.495	16.494	16.358
4	10:35:57.944	52.426	18.837	16.744	16.845	11	10:42:03.439	51.416	18.461	16.658	16.297
5	10:36:50.110	52.166	18.935	16.852	16.379	(218) Nicolai NIELSEN					
6	10:37:42.611	52.501	19.186	16.814	16.501	1	10:33:22.486	58.478	23.504	17.832	17.142
7	10:38:35.099	52.488	18.752	16.718	17.018	2	10:34:16.707	54.221	19.607	17.876	16.738
8	10:39:26.918	51.819	18.779	16.639	16.401	3	10:35:09.122	52.415	19.129	16.833	16.453
9	10:40:18.797	51.879	18.957	16.567	16.355	4	10:36:01.510	52.388	18.655	17.175	16.558
10	10:41:10.637	51.840	18.587	16.696	16.557	5	10:36:53.357	51.847	18.761	16.667	16.419
11	10:42:02.253	51.616	18.504	16.609	16.503	6	10:37:45.028	51.671	18.617	16.656	16.398
(211) Shaun SLAVIN						7	10:38:36.646	51.618	18.588	16.633	16.397
1	10:33:18.910	55.404	21.193	17.405	16.806	8	10:39:29.287	52.641	18.795	16.765	17.081
2	10:34:15.237	56.327	22.313	17.070	16.944	9	10:40:20.944	51.657	18.590	16.675	16.392
3	10:35:07.293	52.056	18.689	16.809	16.558	10	10:41:12.585	51.641	18.580	16.629	16.432
4	10:35:59.153	51.860	18.771	16.649	16.440	11	10:42:04.318	51.733	18.472	16.688	16.573
5	10:36:50.904	51.751	18.704	16.636	16.411	(224) Aavo TALVAR					
6	10:37:43.137	52.233	18.694	16.903	16.636	1	10:33:22.256	58.298	23.211	17.595	17.492



Rotax Euro Challenge 2012 Wackersdorf

Rotax Seniors

Wackersdorf 1,275 Km

RACE 2 Qualifying Heat 2 C-D

12.05.2012 10:30

Race (11 Laps) started at 10:32:23

Lap	Time of Day	Lap Tm	S1 Tm	S2 Tm	S3 Tm	Lap	Time of Day	Lap Tm	S1 Tm	S2 Tm	S3 Tm
2	10:34:16.244	53.988	19.619	17.514	16.855	10	10:41:15.808	51.781	18.554	16.692	16.535
3	10:35:08.630	52.386	19.016	16.752	16.618	11	10:42:07.509	51.701	18.554	16.635	16.512
4	10:36:02.136	53.506	19.541	17.410	16.555	(261) Stephane KOX					
5	10:36:54.177	52.041	18.988	16.644	16.409	1	10:33:21.520	57.649	22.791	17.485	17.373
6	10:37:45.901	51.724	18.759	16.368	16.597	2	10:34:16.126	54.606	19.339	17.121	18.146
7	10:38:37.989	52.088	19.099	16.564	16.425	3	10:35:12.793	56.667	22.951	17.140	16.576
8	10:39:29.745	51.756	18.740	16.602	16.414	4	10:36:05.070	52.277	18.731	16.927	16.619
9	10:40:21.150	51.405	18.540	16.520	16.345	5	10:36:57.123	52.053	18.789	16.757	16.507
10	10:41:12.689	51.539	18.629	16.542	16.368	6	10:37:49.309	52.186	18.895	16.847	16.444
11	10:42:04.642	51.953	18.605	16.561	16.787	7	10:38:41.137	51.828	18.764	16.647	16.417
(216) Bryan EERDEN						8	10:39:32.813	51.676	18.648	16.634	16.394
1	10:33:19.935	56.278	21.863	17.331	17.084	9	10:40:24.377	51.564	18.581	16.616	16.367
2	10:34:13.308	53.373	19.777	16.972	16.624	10	10:41:15.997	51.620	18.533	16.630	16.457
3	10:35:06.606	53.298	19.180	17.504	16.614	11	10:42:07.681	51.684	18.597	16.662	16.425
4	10:35:58.615	52.009	18.684	16.791	16.534	(237) Sten Dorian PIIRIMAGI					
5	10:36:50.658	52.043	18.857	16.663	16.523	1	10:33:23.397	58.977	24.009	17.976	16.992
6	10:37:43.279	52.621	19.044	16.986	16.591	2	10:34:18.390	54.993	20.240	17.617	17.136
7	10:38:36.351	53.072	18.930	17.085	17.057	3	10:35:11.611	53.221	19.584	17.048	16.589
8	10:39:28.903	52.552	19.229	16.767	16.556	4	10:36:03.768	52.157	18.760	16.815	16.582
9	10:40:20.408	51.505	18.547	16.550	16.408	5	10:36:56.866	53.098	19.344	16.763	16.991
10	10:41:12.172	51.764	18.516	16.569	16.679	6	10:37:49.031	52.165	18.928	16.792	16.445
11	10:42:04.722	52.550	18.591	16.791	17.168	7	10:38:40.995	51.964	18.783	16.665	16.516
(259) Nicolas PICOT						8	10:39:33.127	52.132	18.927	16.735	16.470
1	10:33:21.994	57.847	22.649	17.630	17.568	9	10:40:24.961	51.834	18.611	16.780	16.443
2	10:34:16.021	54.027	19.539	17.389	17.099	10	10:41:16.869	51.908	18.651	16.783	16.474
3	10:35:09.801	53.780	19.921	17.198	16.661	11	10:42:08.688	51.819	18.701	16.679	16.439
4	10:36:02.558	52.757	19.031	17.122	16.604	(219) Andreas BACKMAN					
5	10:36:54.791	52.233	18.767	16.757	16.709	1	10:33:21.802	58.005	22.050	18.065	17.890
6	10:37:46.748	51.957	18.789	16.806	16.362	2	10:34:15.774	53.972	19.159	17.120	17.693
7	10:38:38.723	51.975	18.899	16.669	16.407	3	10:35:08.839	53.065	19.114	16.930	17.021
8	10:39:30.589	51.866	18.779	16.734	16.353	4	10:36:02.215	53.376	19.389	17.451	16.536
9	10:40:22.397	51.808	18.781	16.602	16.425	5	10:36:55.197	52.982	19.728	16.783	16.471
10	10:41:14.207	51.810	18.719	16.681	16.410	6	10:37:47.334	52.137	18.601	17.045	16.491
11	10:42:06.048	51.841	18.707	16.682	16.452	7	10:38:39.334	52.000	18.775	16.721	16.504
(270) Santeri VARIS						8	10:39:35.228	55.894	22.577	16.860	16.457
1	10:33:22.142	58.096	22.294	17.485	18.317	9	10:40:26.980	51.752	18.644	16.686	16.422
2	10:34:19.089	56.947	19.616	19.702	17.629	10	10:41:18.872	51.892	18.570	16.840	16.482
3	10:35:11.875	52.786	19.423	16.906	16.457	11	10:42:10.592	51.720	18.595	16.668	16.457
4	10:36:03.944	52.069	18.793	16.740	16.536	(272) Jules COUSIN					
5	10:36:56.094	52.150	18.941	16.701	16.508	1	10:33:22.855	58.518	23.466	17.910	17.142
6	10:37:47.731	51.637	18.607	16.657	16.373	2	10:34:20.244	57.389	19.947	18.882	18.560
7	10:38:39.473	51.742	18.757	16.660	16.325	3	10:35:14.177	53.933	19.440	17.406	17.087
8	10:39:31.258	51.785	18.882	16.575	16.328	4	10:36:07.916	53.739	20.300	16.882	16.557
9	10:40:23.165	51.907	18.905	16.667	16.335	5	10:37:00.563	52.647	18.917	17.221	16.509
10	10:41:14.819	51.654	18.585	16.680	16.389	6	10:37:52.376	51.813	18.682	16.749	16.382
11	10:42:06.420	51.601	18.585	16.668	16.348	7	10:38:44.363	51.987	18.855	16.653	16.479
(280) Brandon NILSSON						8	10:39:36.178	51.815	18.724	16.700	16.391
1	10:33:23.181	58.630	23.509	18.123	16.998	9	10:40:27.829	51.651	18.638	16.654	16.359
2	10:34:17.913	54.732	20.253	17.303	17.176	10	10:41:19.514	51.685	18.598	16.674	16.413
3	10:35:10.688	52.775	19.110	16.890	16.775	11	10:42:11.171	51.657	18.617	16.661	16.379
4	10:36:03.272	52.584	19.140	16.898	16.546	(241) Pierre AUVRAY					
5	10:36:55.417	52.145	18.872	16.848	16.425	1	10:33:24.194	59.640	24.373	18.279	16.988
6	10:37:47.263	51.846	18.550	16.763	16.533	2	10:34:20.657	56.463	20.238	17.764	18.461
7	10:38:39.799	52.536	19.363	16.747	16.426	3	10:35:14.530	53.873	19.160	17.421	17.292
8	10:39:31.565	51.766	18.659	16.706	16.401	4	10:36:07.536	53.006	19.443	16.948	16.615
9	10:40:23.533	51.968	18.738	16.730	16.500	5	10:37:00.157	52.621	18.744	17.231	16.646
10	10:41:15.137	51.604	18.503	16.624	16.477	6	10:37:52.278	52.121	18.823	16.794	16.504
11	10:42:06.716	51.579	18.546	16.628	16.405	7	10:38:44.852	52.574	19.127	16.874	16.573
(262) Alex ENGBLOM						8	10:39:36.751	51.899	18.685	16.716	16.498
1	10:33:23.011	58.658	23.563	18.074	17.021	9	10:40:28.497	51.746	18.637	16.705	16.404
2	10:34:19.712	56.701	20.109	18.739	17.853	10	10:41:21.279	52.782	19.232	17.032	16.518
3	10:35:12.147	52.435	19.065	16.855	16.515	11	10:42:13.547	52.268	18.751	16.910	16.607
4	10:36:04.309	52.162	18.771	16.807	16.584	(279) Juuso KAUKELIN					
5	10:36:56.658	52.349	18.957	16.794	16.598	1	10:33:25.107	1:00.279	24.651	18.672	16.956
6	10:37:48.584	51.926	18.741	16.692	16.493	2	10:34:21.070	55.963	19.906	17.860	18.197
7	10:38:40.448	51.864	18.582	16.747	16.535	3	10:35:14.914	53.844	19.123	17.354	17.367
8	10:39:32.152	51.704	18.588	16.659	16.457	4	10:36:08.875	53.961	19.986	17.078	16.897
9	10:40:24.027	51.875	18.757	16.634	16.484						



Rotax Euro Challenge 2012 Wackersdorf

Rotax Seniors

Wackersdorf 1,275 Km

RACE 2 Qualifying Heat 2 C-D

12.05.2012 10:30

Race (11 Laps) started at 10:32:23

Lap	Time of Day	Lap Tm	S1 Tm	S2 Tm	S3 Tm
5	10:37:01.909	53.034	18.924	17.429	16.681
6	10:37:54.502	52.593	18.974	16.981	16.638
7	10:38:46.929	52.427	18.873	16.964	16.590
8	10:39:39.393	52.464	18.861	16.950	16.653
9	10:40:31.680	52.287	18.810	16.964	16.513
10	10:41:24.536	52.856	19.037	17.130	16.689
11	10:42:17.026	52.490	18.830	17.019	16.641

(283) Marco FORRER

1	10:33:23.877	58.611	23.425	17.965	17.221
2	10:34:20.381	56.504	20.404	17.912	18.188
3	10:35:13.814	53.433	19.123	17.262	17.048
4	10:36:07.170	53.356	19.700	16.976	16.680
5	10:37:02.496	55.326	19.028	19.320	16.978
6	10:37:55.252	52.756	19.131	16.979	16.646
7	10:38:47.768	52.516	19.158	16.789	16.569
8	10:39:40.310	52.542	19.164	16.863	16.515
9	10:40:32.889	52.579	19.117	16.756	16.706
10	10:41:25.269	52.380	18.898	16.821	16.661
11	10:42:17.411	52.142	18.790	16.686	16.666

(303) Giorgio MAGGI

1	10:33:22.757	58.577	23.157	17.714	17.706
2	10:34:20.021	57.264	21.391	17.784	18.089
3	10:35:14.652	54.631	19.101	17.735	17.795
4	10:36:08.284	53.632	19.974	17.064	16.594
5	10:37:03.778	55.494	19.874	18.456	17.164
6	10:37:57.020	53.242	18.917	16.908	17.417
7	10:38:49.408	52.388	19.008	16.832	16.548
8	10:39:42.088	52.680	19.374	16.936	16.370
9	10:40:34.206	52.118	18.777	16.790	16.551
10	10:41:26.339	52.133	18.797	16.824	16.512
11	10:42:18.155	51.816	18.555	16.829	16.432

(275) Benjamin KARLOG

1	10:33:24.663	59.606	24.188	18.633	16.785
2	10:34:21.185	56.522	20.188	17.952	18.382
3	10:35:15.030	53.845	19.740	17.087	17.018
4	10:36:09.424	54.394	20.588	17.126	16.680
5	10:37:03.463	54.039	18.909	18.168	16.962
6	10:37:56.579	53.116	18.990	16.938	17.188
7	10:38:49.054	52.475	18.904	16.920	16.651
8	10:39:41.570	52.516	19.050	16.929	16.537
9	10:40:33.742	52.172	18.784	16.781	16.607
10	10:41:26.485	52.743	19.035	16.878	16.830
11	10:42:18.595	52.110	18.660	16.914	16.536

(244) Eva BENES

1	10:33:24.376	59.536	24.217	18.387	16.932
2	10:34:21.134	56.758	20.225	17.925	18.608
3	10:35:14.788	53.654	19.241	17.035	17.378
4	10:36:07.789	53.001	19.357	16.935	16.709
5	10:37:11.745	1:03.956	18.796	28.280	16.880
6	10:38:04.220	52.475	19.119	16.775	16.581
7	10:38:56.632	52.412	19.127	16.739	16.546
8	10:39:49.025	52.393	19.047	16.813	16.533
9	10:40:41.781	52.756	19.261	16.943	16.552
10	10:41:34.210	52.429	19.142	16.742	16.545
11	10:42:27.284	53.074	18.963	16.897	17.214

(306) Kevin KEMMLING

1	10:33:22.631	58.008	23.145	17.804	17.059
2	10:34:21.039	58.408	19.787	18.131	20.490
3	10:35:17.164	56.125	20.478	18.117	17.530
4	10:36:11.763	54.599	19.667	17.581	17.351
5	10:37:06.037	54.274	19.622	17.537	17.115
6	10:38:00.260	54.223	19.625	17.400	17.198
7	10:38:54.346	54.086	19.641	17.372	17.073
8	10:39:48.417	54.071	19.558	17.440	17.073
9	10:40:42.555	54.138	19.598	17.392	17.148
10	10:41:36.428	53.873	19.395	17.307	17.171
11	10:42:30.766	54.338	19.645	17.459	17.234



Rotax Euro Challenge 2012 Wackersdorf

Rotax Seniors

Wackersdorf 1,275 Km

RACE 5 Qualifying Heat 3 A-E

12.05.2012 11:30


Race (11 Laps) started at 11:32:19

Pos	No.	Name	Nat.	Chassis	Race Team	Laps	Total Tm	Diff	Best Tm	In Lap	km/h	Points
1	240	Petr BEZEL	CZE	MS Kart	MS Kart Racing Team	11	10:24.965		52.364	3	87,656	0
2	232	James SINGLETON	GBR	CRG	Coles Racing	11	10:26.238	1.273	52.559	4	87,330	2
3	299	Philip MORIN	SWE	Alonso	Dan Holland Racing	11	10:26.341	1.376	52.131	3	88,047	3
4	212	Jiri FORMAN	GBR	MS Kart	MS Kart Racing Team	11	10:27.100	2.135	52.385	2	87,621	4
5	268	Francisco MORA	POR	FA	Cabo do Mundo Kartteam	11	10:27.804	2.839	52.500	5	87,429	5
6	243	Glenn VAN PARIJS	BEL	Zanardi	Raw Racing Team	11	10:29.256	4.291	52.530	4	87,379	6
7	223	Jacob NIELSEN	DEN	Kosmic	Star Karting	11	10:29.678	4.713	51.932	3	88,385	7
8	208	Charlie EASTWOOD	IRL	Formula K	Protrain Racing	11	10:30.261	5.296	52.391	2	87,610	8
9	286	Lukasz BARTOSZUK	POL	Praga	Uniq Racing	11	10:31.143	6.178	52.648	5	87,183	9
10	255	Moritz OBERHEIM	GER	LH Kart	Matis Motorsport	11	10:31.581	6.616	52.532	5	87,375	10
11	214	Michael COOL	BEL	Tonykart	Bouvin Power	11	10:31.633	6.668	52.156	3	88,005	11
12	271	Christopher FRIEDRICH	GER	Praga	M-Tec/Praga Racing	11	10:32.079	7.114	52.190	3	87,948	12
13	221	Jesse LAZARE	CAN	Formula K	Chapman Racing/Protrain	11	10:32.120	7.155	52.236	4	87,870	13
14	213	Thomas BENISRI	FRA	Sodikart	Win Max	11	10:32.433	7.468	52.358	2	87,666	14
15	252	Juuso PYKALAINEN	FIN	Tonykart	MPT Racing	11	10:33.270	8.305	52.270	4	87,813	15
16	267	Max RENBERG	SWE	Tonykart	Soda Kart	11	10:33.322	8.357	52.932	5	86,715	16
17	266	Petr FULIN	CZE	MS Kart	MS Kart Racing Team	11	10:34.164	9.199	52.241	3	87,862	17
18	233	Manon CHAVAGNE	NED	Topkart	Slangen Karting	11	10:34.249	9.284	52.515	5	87,404	18
19	304	Oliver NORRIS	GBR	Tonykart	RL Racing Dept Ltd	11	10:34.568	9.603	52.245	3	87,855	19
20	226	Erik STILLMANN	SWE	Sodikart	Wallberg Motorsport	11	10:34.590	9.625	52.388	4	87,615	20
21	248	Artem KOROLEV	CAN	Intrepid	Team TKP	11	10:34.718	9.753	52.474	5	87,472	21
22	250	Ludvig MORIN	SWE	Kosmic	Paul Carr Racing	11	10:40.558	15.593	52.055	3	88,176	22
23	246	Sabedin Berat TURKER	TUR	Formula K	Protrain Racing	11	10:54.747	29.782	52.667	5	87,151	23
24	302	Kevin MINIER	FRA	Tonykart	MD Competition	11	11:00.349	35.384	52.437	4	87,534	24
25	220	Mathias SMITH	DEN	Kosmic	Star Karting	10	9:50.035	1 Lap	52.062	5	88,164	25
26	254	Harrison SCOTT	GBR	Tonykart	Strawberry Racing	8	7:12.421	3 Laps	52.346	3	87,686	26
27	296	Josh HART	NZL	Birel	Kalman Motorsport	8	7:17.123	3 Laps	52.549	3	87,347	27
28	288	Cecile MARTINI	FRA	Sodikart	Martini Racing	8	7:19.971	3 Laps	52.945	5	86,694	28
Not classified												
DNS	300	Joel AFFOLTER	NED	Gillard	PDB Racing Team			DNS		0	-	31

Announcements

These results are provisional until the conclusion of any judicial and technical matters
 No. 252 + 299 + 243 warning board
 Started: 28 Classified: 28 Not classified: 0

Margin of Victory	Ø km/h	Best Lap Tm	km/h	Best Lap by
1.273	80,789	51.932	88,385	223 - Jacob NIELSEN

Timekeeping Ingrid and Meik Wagner:  Clerk of the course Nigel Edwards: www.mylaps.com
 Steward (Chairman) Horst Seidel: Chief Scrutineer Paul Klaassen: Licensed to: Motorsport Events
 Printed: 12.05.2012 11:45:51 posted at: h



Rotax Euro Challenge 2012 Wackersdorf

Rotax Seniors

Wackersdorf 1,275 Km

RACE 5 Qualifying Heat 3 A-E

12.05.2012 11:30

Race (11 Laps) started at 11:32:19

Lap	Time of Day	Lap Tm	S1 Tm	S2 Tm	S3 Tm
(240) Petr BEZEL					
1	11:33:16.381	56.211	21.918	17.239	17.054
2	11:34:09.540	53.159	19.310	16.944	16.905
3	11:35:01.904	52.364	18.920	16.856	16.588
4	11:35:54.972	53.068	19.477	16.940	16.651
5	11:36:47.768	52.796	18.881	16.885	17.030
6	11:37:41.207	53.439	19.170	17.083	17.186
7	11:38:37.861	56.654	21.265	17.796	17.593
8	11:39:35.314	57.453	20.767	18.748	17.938
9	11:40:41.644	1:06.330	21.983	21.376	22.971
10	11:41:45.991	1:04.347	22.933	20.923	20.491
11	11:42:44.427	58.436	21.008	18.828	18.600

Lap	Time of Day	Lap Tm	S1 Tm	S2 Tm	S3 Tm
(232) James SINGLETON					
1	11:33:16.537	56.216	21.010	17.239	17.967
2	11:34:11.320	54.783	20.196	17.554	17.033
3	11:35:04.076	52.756	19.215	16.885	16.656
4	11:35:56.635	52.559	19.009	16.803	16.747
5	11:36:49.405	52.770	19.207	16.850	16.713
6	11:37:42.853	53.448	19.501	17.043	16.904
7	11:38:39.286	56.433	20.886	17.822	17.725
8	11:39:36.353	57.067	20.720	18.245	18.102
9	11:40:43.983	1:07.630	21.906	21.725	23.999
10	11:41:49.039	1:05.056	24.473	20.003	20.580
11	11:42:45.700	56.661	20.567	17.877	18.217

Lap	Time of Day	Lap Tm	S1 Tm	S2 Tm	S3 Tm
(299) Philip MORIN					
1	11:33:14.220	54.408	20.619	17.163	16.626
2	11:34:06.846	52.626	18.827	16.997	16.802
3	11:34:58.977	52.131	18.790	16.788	16.553
4	11:35:51.563	52.586	18.947	16.939	16.700
5	11:36:45.234	53.671	19.410	17.275	16.986
6	11:37:40.380	55.146	19.879	17.839	17.428
7	11:38:38.189	57.809	21.763	17.954	18.092
8	11:39:36.088	57.899	20.818	18.728	18.353
9	11:40:43.174	1:07.086	21.876	21.760	23.450
10	11:41:47.730	1:04.556	23.142	20.466	20.948
11	11:42:45.803	58.073	20.973	18.448	18.652

Lap	Time of Day	Lap Tm	S1 Tm	S2 Tm	S3 Tm
(212) Jiri FORMAN					
1	11:33:15.380	55.527	20.999	17.714	16.814
2	11:34:07.765	52.385	18.925	16.861	16.599
3	11:35:00.745	52.980	19.226	16.926	16.828
4	11:35:53.332	52.587	19.168	16.842	16.577
5	11:36:45.956	52.624	19.012	16.888	16.724
6	11:37:40.620	54.664	19.592	17.631	17.441
7	11:38:38.503	57.883	22.560	17.734	17.589
8	11:39:36.022	57.519	21.047	18.409	18.063
9	11:40:45.489	1:09.467	23.459	22.768	23.240
10	11:41:50.712	1:05.223	23.742	21.319	20.162
11	11:42:46.562	55.850	20.332	17.902	17.616

Lap	Time of Day	Lap Tm	S1 Tm	S2 Tm	S3 Tm
(268) Francisco MORA					
1	11:33:17.864	57.333	22.126	18.011	17.196
2	11:34:11.196	53.332	19.062	17.499	16.771
3	11:35:04.253	53.057	19.645	16.818	16.594
4	11:35:57.120	52.867	19.366	16.805	16.696
5	11:36:49.620	52.500	19.122	16.852	16.526
6	11:37:45.573	55.953	20.771	18.389	16.793
7	11:38:41.124	55.551	20.198	17.875	17.478
8	11:39:38.698	57.574	20.851	18.713	18.010
9	11:40:46.528	1:07.830	22.979	21.267	23.584
10	11:41:51.208	1:04.680	23.017	20.771	20.892
11	11:42:47.266	56.058	20.846	17.837	17.375

Lap	Time of Day	Lap Tm	S1 Tm	S2 Tm	S3 Tm
(243) Glenn VAN PARIJS					
1	11:33:19.896	58.110	23.249	17.619	17.242
2	11:34:13.083	53.187	19.390	17.198	16.599
3	11:35:06.387	53.304	19.321	17.298	16.685
4	11:35:58.917	52.530	19.154	16.790	16.586
5	11:36:51.500	52.583	19.089	16.845	16.649
6	11:37:46.602	55.102	19.654	18.472	16.976

Lap	Time of Day	Lap Tm	S1 Tm	S2 Tm	S3 Tm
7	11:38:42.189	55.587	20.148	18.107	17.332
8	11:39:39.102	56.913	20.292	18.057	18.564
9	11:40:48.448	1:09.346	21.994	22.482	24.870
10	11:41:50.994	1:02.546	22.339	19.884	20.323
11	11:42:48.718	57.724	21.652	18.214	17.858

Lap	Time of Day	Lap Tm	S1 Tm	S2 Tm	S3 Tm
(223) Jacob NIELSEN					
1	11:33:17.696	56.673	22.035	17.463	17.175
2	11:34:10.647	52.951	19.059	17.160	16.732
3	11:35:02.579	51.932	18.615	16.754	16.563
4	11:35:55.304	52.725	19.130	16.941	16.654
5	11:36:47.653	52.349	18.695	16.948	16.706
6	11:37:41.570	53.917	19.948	17.080	16.889
7	11:38:38.877	57.307	21.473	17.613	18.221
8	11:39:37.485	58.608	20.243	20.210	18.155
9	11:40:43.912	1:06.427	21.953	21.835	22.639
10	11:41:51.789	1:07.877	25.248	22.295	20.334
11	11:42:49.140	57.351	21.052	18.725	17.574

Lap	Time of Day	Lap Tm	S1 Tm	S2 Tm	S3 Tm
(208) Charlie EASTWOOD					
1	11:33:13.793	54.331	20.158	17.452	16.721
2	11:34:06.184	52.391	18.887	16.897	16.607
3	11:34:58.599	52.415	18.877	16.909	16.629
4	11:35:51.042	52.443	18.945	16.891	16.607
5	11:36:44.154	53.112	19.026	17.088	16.998
6	11:37:39.447	55.293	19.969	17.829	17.995
7	11:38:36.897	57.450	21.219	18.407	17.824
8	11:39:35.774	58.877	21.639	19.058	18.180
9	11:40:50.366	1:14.592	25.728	21.904	26.960
10	11:41:52.851	1:02.485	22.975	19.891	19.619
11	11:42:49.723	56.872	20.729	18.328	17.815

Lap	Time of Day	Lap Tm	S1 Tm	S2 Tm	S3 Tm
(286) Lukasz BARTOSZUK					
1	11:33:18.107	56.886	22.095	17.689	17.102
2	11:34:11.583	53.476	19.179	17.465	16.832
3	11:35:05.913	54.330	20.245	17.079	17.006
4	11:35:58.592	52.679	19.122	16.837	16.720
5	11:36:51.240	52.648	18.961	16.903	16.784
6	11:37:47.003	55.763	19.735	18.791	17.237
7	11:38:43.043	56.040	20.674	18.032	17.334
8	11:39:39.180	56.137	20.190	17.827	18.120
9	11:40:48.060	1:08.880	22.849	23.254	22.777
10	11:41:51.682	1:03.622	22.734	20.521	20.367
11	11:42:50.605	58.923	21.301	19.315	18.307

Lap	Time of Day	Lap Tm	S1 Tm	S2 Tm	S3 Tm
(255) Moritz OBERHEIM					
1	11:33:19.499	57.302	22.322	17.871	17.109
2	11:34:13.764	54.265	19.630	17.661	16.974
3	11:35:06.969	53.205	18.998	17.488	16.719
4	11:35:59.575	52.606	19.002	16.851	16.753
5	11:36:52.107	52.532	18.868	16.777	16.887
6	11:37:47.066	54.959	19.466	18.230	17.263
7	11:38:41.981	54.915	20.047	17.543	17.325
8	11:39:38.928	56.947	20.216	18.173	18.558
9	11:40:48.011	1:09.083	22.001	22.871	24.211
10	11:41:51.314	1:03.303	23.084	20.056	20.163
11	11:42:51.043	59.729	21.557	20.103	18.069

Lap	Time of Day	Lap Tm	S1 Tm	S2 Tm	S3 Tm
(214) Michael COOL					
1	11:33:14.464	54.808	20.917	17.247	16.644
2	11:34:07.196	52.732	18.847	16.880	16.974
3	11:34:59.352	52.156	18.695	16.815	16.646
4	11:35:51.665	52.313	18.771	16.943	16.599
5	11:36:44.715	53.050	19.015	17.135	16.900
6	11:37:40.056	55.341	19.776	18.192	17.373
7	11:38:46.089	1:06.033	31.558	17.540	16.935
8	11:39:40.939	54.850	19.584	17.628	17.638
9	11:40:49.202	1:08.263	21.289	23.423	23.551
10	11:41:53.659	1:04.457	23.749	20.365	20.343
11	11:42:51.095	57.436	21.019	18.802	17.615

Lap	Time of Day	Lap Tm	S1 Tm	S2 Tm	S3 Tm
(271) Christopher FRIEDRICH					
1	11:33:16.448	55.903	21.738	17.271	16.894

Timekeeping Ingrid and Meik Wagner:

Clerk of the course Nigel Edwards:

www.mylaps.com

Steward (Chairman) Horst Seidel:

Chief Scrutineer Paul Klaassen:

Licensed to: Motorsport Events



Rotax Euro Challenge 2012 Wackersdorf

Rotax Seniors

Wackersdorf 1,275 Km

RACE 5 Qualifying Heat 3 A-E

12.05.2012 11:30

Race (11 Laps) started at 11:32:19

Lap	Time of Day	Lap Tm	S1 Tm	S2 Tm	S3 Tm	Lap	Time of Day	Lap Tm	S1 Tm	S2 Tm	S3 Tm
2	11:34:09.883	53.435	19.653	16.927	16.855	10	11:41:53.933	1:06.480	22.967	21.580	21.933
3	11:35:02.073	52.190	18.330	17.282	16.578	11	11:42:53.626	59.693	22.378	18.756	18.559
4	11:35:55.374	53.301	19.418	17.033	16.850						
5	11:36:47.957	52.583	18.461	17.317	16.805						
6	11:37:41.635	53.678	19.461	17.062	17.155						
7	11:38:38.610	56.975	20.960	17.846	18.169						
8	11:39:36.155	57.545	20.658	18.850	18.037						
9	11:40:47.867	1:11.712	22.406	23.406	25.900						
10	11:41:52.517	1:04.650	22.701	21.134	20.815						
11	11:42:51.541	59.024	21.580	19.666	17.778						
(221) Jesse LAZARE						(233) Manon CHAVAGNE					
1	11:33:14.010	54.289	20.385	17.243	16.661	1	11:33:19.303	58.157	22.610	17.552	17.995
2	11:34:07.634	53.624	18.892	17.036	17.696	2	11:34:14.021	54.718	19.624	18.058	17.036
3	11:35:00.097	52.463	19.072	16.808	16.583	3	11:35:07.226	53.205	19.229	17.217	16.759
4	11:35:52.333	52.236	18.700	16.889	16.647	4	11:36:00.497	53.271	19.490	16.998	16.783
5	11:36:45.561	53.228	19.050	17.043	17.135	5	11:36:53.012	52.515	18.963	16.950	16.602
6	11:37:40.260	54.699	19.648	17.758	17.293	6	11:37:48.046	55.034	19.820	17.765	17.449
7	11:38:40.945	1:00.685	24.425	18.518	17.742	7	11:38:43.456	55.410	20.363	17.484	17.563
8	11:39:38.424	57.479	20.751	18.228	18.500	8	11:39:39.546	56.090	20.436	17.731	17.923
9	11:40:49.448	1:11.024	22.465	22.808	25.751	9	11:40:48.360	1:08.814	22.328	22.851	23.635
10	11:41:52.445	1:02.997	23.079	19.774	20.144	10	11:41:53.228	1:04.868	23.747	20.532	20.589
11	11:42:51.582	59.137	21.746	19.447	17.944	11	11:42:53.711	1:00.483	22.449	19.218	18.816
(213) Thomas BENISRI						(304) Oliver NORRIS					
1	11:33:15.833	55.870	21.543	17.249	17.078	1	11:33:16.357	55.924	21.381	17.103	17.440
2	11:34:08.191	52.358	18.805	17.002	16.551	2	11:34:10.014	53.657	19.508	16.920	17.229
3	11:35:00.670	52.479	18.903	16.963	16.613	3	11:35:02.259	52.245	18.849	16.836	16.560
4	11:35:53.769	53.099	19.581	16.906	16.612	4	11:35:55.593	53.334	19.569	17.053	16.712
5	11:36:46.317	52.548	18.878	16.944	16.726	5	11:36:48.644	53.051	19.353	17.052	16.646
6	11:37:40.754	54.437	19.392	17.615	17.430	6	11:37:42.544	53.900	20.031	17.065	16.804
7	11:38:39.385	58.631	22.829	18.356	17.446	7	11:38:39.463	56.919	21.137	17.722	18.060
8	11:39:36.739	57.354	21.588	18.199	17.567	8	11:39:36.645	57.182	21.072	18.221	17.889
9	11:40:49.449	1:12.710	22.475	25.976	24.259	9	11:40:49.647	1:13.002	21.963	24.116	26.923
10	11:41:52.608	1:03.159	23.191	20.355	19.613	10	11:41:54.591	1:04.944	23.073	20.107	21.764
11	11:42:51.895	59.287	21.712	19.616	17.959	11	11:42:54.030	59.439	21.547	18.915	18.977
(252) Juuso PYKALAINEN						(226) Erik STILLMANN					
1	11:33:18.968	58.112	23.067	17.630	17.415	1	11:33:19.052	57.677	22.873	17.535	17.269
2	11:34:12.116	53.148	19.149	17.175	16.824	2	11:34:12.528	53.476	19.583	17.071	16.822
3	11:35:04.601	52.485	19.135	16.810	16.540	3	11:35:05.810	53.282	19.522	17.061	16.699
4	11:35:56.871	52.270	18.785	16.769	16.716	4	11:35:58.198	52.388	18.893	16.856	16.639
5	11:36:49.685	52.814	18.807	17.226	16.781	5	11:36:50.605	52.407	18.913	16.863	16.631
6	11:37:43.649	53.964	20.136	17.110	16.718	6	11:37:46.008	55.403	19.956	18.697	16.750
7	11:38:40.525	56.876	20.539	18.456	17.881	7	11:38:41.296	55.288	20.160	17.832	17.296
8	11:39:37.789	57.264	20.764	18.019	18.481	8	11:39:38.481	57.185	20.530	18.226	18.429
9	11:40:48.747	1:10.958	21.810	22.534	26.614	9	11:40:48.548	1:10.067	22.903	22.619	24.545
10	11:41:52.499	1:03.752	23.587	19.776	20.389	10	11:41:51.953	1:03.405	23.070	20.230	20.105
11	11:42:52.732	1:00.233	22.533	19.079	18.621	11	11:42:54.052	1:02.099	23.987	19.413	18.699
(267) Max RENBERG						(248) Artem KOROLEV					
1	11:33:20.078	58.163	22.869	17.733	17.561	1	11:33:20.174	58.129	22.946	17.884	17.299
2	11:34:14.979	54.901	19.813	17.367	17.721	2	11:34:14.370	54.196	19.516	17.183	17.497
3	11:35:08.177	53.198	19.398	17.064	16.736	3	11:35:08.312	53.942	19.148	17.790	17.004
4	11:36:02.148	53.971	19.700	17.558	16.713	4	11:36:00.925	52.613	19.118	16.808	16.687
5	11:36:55.080	52.932	19.068	17.130	16.734	5	11:36:53.399	52.474	18.962	16.819	16.693
6	11:37:49.177	54.097	19.782	17.389	16.926	6	11:37:47.422	54.023	19.316	17.431	17.276
7	11:38:44.967	55.790	20.159	17.848	17.783	7	11:38:42.750	55.328	20.478	17.330	17.520
8	11:39:41.289	56.322	20.760	17.791	17.771	8	11:39:39.063	56.313	20.196	18.020	18.097
9	11:40:50.266	1:08.977	21.718	22.597	24.662	9	11:40:59.492	1:20.429	21.452	21.889	37.088
10	11:41:53.372	1:03.106	23.133	20.049	19.924	10	11:41:59.350	59.858	21.649	18.694	19.515
11	11:42:52.784	59.412	22.005	18.861	18.546	11	11:42:54.180	54.830	19.984	17.614	17.232
(266) Petr FULIN						(250) Ludvig MORIN					
1	11:33:17.414	56.719	22.239	17.446	17.034	1	11:33:15.146	54.915	20.909	17.268	16.738
2	11:34:11.029	53.615	19.162	17.176	17.277	2	11:34:07.577	52.431	18.756	16.833	16.842
3	11:35:03.270	52.241	18.721	16.836	16.684	3	11:34:59.632	52.055	18.714	16.837	16.504
4	11:35:55.719	52.449	18.883	16.993	16.573	4	11:35:51.744	52.112	18.767	16.833	16.512
5	11:36:48.493	52.774	19.116	16.919	16.739	5	11:36:44.994	53.250	19.417	16.943	16.890
6	11:37:42.396	53.903	19.784	17.187	16.932	6	11:37:39.871	54.877	19.880	17.610	17.387
7	11:38:39.540	57.144	20.983	17.777	18.384	7	11:38:37.209	57.338	21.596	18.040	17.702
8	11:39:38.652	59.112	21.363	18.577	19.172	8	11:39:34.401	57.192	20.785	18.531	17.876
9	11:40:47.453	1:08.801	22.290	23.236	23.275	9	11:41:04.685	1:30.284	22.059	44.402	23.823
						10	11:42:04.617	59.932	21.566	19.498	18.868
						11	11:43:00.020	55.403	19.752	17.870	17.781
(246) Sabedin Berat TURKER											
1	11:33:18.332			57.892	22.040	17.730	18.122				
2	11:34:12.254			53.922	19.533	17.195	17.194				
3	11:35:06.749			54.495	20.293	17.431	16.771				
4	11:36:00.072			53.323	19.457	16.906	16.960				



Rotax Euro Challenge 2012 Wackersdorf

Rotax Seniors

Wackersdorf 1,275 Km

RACE 5 Qualifying Heat 3 A-E

12.05.2012 11:30

Race (11 Laps) started at 11:32:19

Lap	Time of Day	Lap Tm	S1 Tm	S2 Tm	S3 Tm
5	11:36:52.739	52.667	19.032	16.946	16.689
6	11:37:49.196	56.457	19.299	18.298	18.860
7	11:38:45.076	55.880	20.408	17.475	17.997
8	11:39:41.397	56.321	20.246	17.642	18.433
9	11:41:18.734	1:37.337	21.005	21.934	54.398
10	11:42:18.533	59.799	21.868	18.984	18.947
11	11:43:14.209	55.676	19.884	18.296	17.496

(302) Kevin MINIER

1	11:33:19.159	57.169	22.492	17.570	17.107
2	11:34:12.349	53.190	19.309	17.099	16.782
3	11:35:05.121	52.772	19.222	16.858	16.692
4	11:35:57.558	52.437	18.874	16.818	16.745
5	11:36:50.118	52.560	18.905	16.903	16.752
6	11:37:45.338	55.220	20.634	17.746	16.840
7	11:38:40.450	55.112	20.066	17.735	17.311
8	11:39:38.158	57.708	20.693	18.481	18.534
9	11:40:51.124	1:12.966	22.512	26.393	24.061
10	11:42:11.659	1:20.535	24.516	32.364	23.655
11	11:43:19.811	1:08.152	24.732	21.853	21.567

(220) Mathias SMITH

1	11:33:20.629	59.570	22.398	17.729	19.443
2	11:34:14.567	53.938	19.379	17.198	17.361
3	11:35:07.310	52.743	19.077	17.099	16.567
4	11:35:59.871	52.561	19.170	16.800	16.591
5	11:36:51.933	52.062	18.778	16.705	16.579
6	11:37:47.301	55.368	19.383	18.601	17.384
7	11:38:42.632	55.331	19.999	17.329	18.003
8	11:39:39.321	56.689	20.064	18.571	18.054
9	11:40:54.032	1:14.711	21.580	29.070	24.061
10	11:42:09.497	1:15.465	26.165	24.752	24.548

(254) Harrison SCOTT

1	11:33:13.639	54.043	20.289	17.071	16.683
2	11:34:06.018	52.379	18.840	16.893	16.646
3	11:34:58.364	52.346	18.830	16.850	16.666
4	11:35:50.817	52.453	18.962	16.866	16.625
5	11:36:43.704	52.887	18.967	17.014	16.906
6	11:37:38.400	54.696	19.656	17.659	17.381
7	11:38:34.602	56.202	20.622	18.015	17.565
8	11:39:31.883	57.281	20.938	18.552	17.791

(296) Josh HART

1	11:33:14.974	54.824	20.820	17.228	16.776
2	11:34:08.403	53.429	19.481	17.030	16.918
3	11:35:00.952	52.549	18.888	17.025	16.636
4	11:35:53.548	52.596	19.087	16.906	16.603
5	11:36:46.223	52.675	18.974	16.905	16.796
6	11:37:41.138	54.915	19.838	17.419	17.658
7	11:38:39.019	57.881	22.402	17.750	17.729
8	11:39:36.585	57.566	21.140	18.296	18.130

(288) Cecile MARTINI

1	11:33:20.495	58.194	22.888	18.002	17.304
2	11:34:14.884	54.389	19.796	17.218	17.375
3	11:35:08.514	53.630	19.644	17.125	16.861
4	11:36:01.489	52.975	19.407	17.020	16.548
5	11:36:54.434	52.945	19.018	17.191	16.736
6	11:37:48.311	53.877	19.387	17.147	17.343
7	11:38:43.347	55.036	20.316	17.538	17.182
8	11:39:39.433	56.086	20.055	18.004	18.027



Rotax Euro Challenge 2012 Wackersdorf

Rotax Seniors

Wackersdorf 1,275 Km

RACE 6 Qualifying Heat 4 B-C **-NEW-**

12.05.2012 11:50


Race (11 Laps) started at 11:52:13

Pos	No.	Name	Nat.	Chassis	Race Team	Laps	Total Tm	Diff	Best Tm	In Lap	km/h	Points
1	222	Pierce LEHANE	AUS	Alonso	Dan Holland Racing	11	9:32.519		51.624	11	88,912	0
2	234	Ash HAND	GBR	Tonykart	Strawberry Racing	11	9:33.384	0.865	51.557	9	89,028	2
3	236	Andy KING	GBR	Tonykart	Strawberry Racing	11	9:33.599	1.080	51.641	9	88,883	3
4	269	John FRIBERG	SWE	Tonykart	Soda Kart	11	9:34.654	2.135	51.541	11	89,055	4
5	260	Bas de LAAT	NED	Gillard	PDB Racing Team	11	9:35.169	2.650	51.616	11	88,926	5
6	205	Sean BABINGTON	GBR	Alonso	Dan Holland Racing	11	9:35.421	2.902	51.379	10	89,336	6
7	216	Bryan EERDEN	NED	Gillard	PDB Racing Team	11	9:35.964	3.445	51.610	9	88,936	7
8	207	Ferenc KANC SAR	AUT	Birel	Kalman Motorsport	11	9:38.030	5.511	51.520	11	89,092	8
9	224	Aavo TALVAR	EST	Intrepid	Talvar Racing	11	9:38.388	5.869	51.557	11	89,028	9
10	217	Glen VAN DROOGENBROEC	BEL	Tonykart	Bouvin Power	11	9:39.098	6.579	51.749	11	88,697	10
11	272	Jules COUSIN	FRA	FA Kart	DSS Kart	11	9:42.895	10.376	51.878	7	88,477	11
12	225	Jeremie LESOUDIER	FRA	Kosmic	PKS	11	9:44.770	12.251	51.737	7	88,718	12
13	261	Stephane KOX	NED	Formula K	Formula K Europe	11	9:44.971	12.452	51.844	10	88,535	13
14	230	Charlie TURNER	GBR	CRG	Coles Racing	11	9:45.207	12.688	51.843	10	88,537	14
15	259	Nicolas PICOT	FRA	Sodikart	Kart Pro Racing	11	9:46.248	13.729	52.273	9	87,808	15
16	301	Jonathan JOHANSSON	SWE	Gillard	PDB Racing Team	11	9:48.612	16.093	51.913	9	88,417	16
17	258	Mikkel JOHNSEN	DEN	Intrepid	DMT Racing	11	9:50.838	18.319	51.729	10	88,732	17
18	244	Eva BENES	FRA	Kosmic	PKS	11	9:52.745	20.226	52.145	11	88,024	18
19	237	Sten Dorian PIIRIMAGI	EST	Tonykart	Aix Racing Team	11	9:52.955	20.436	52.047	11	88,190	19
20	275	Benjamin KARLOG	DEN	Tonykart	RS Competition	11	9:53.581	21.062	52.372	11	87,642	20
21	293	Sandor JAKAB	SVK	Birel	Kalman Motorsport	11	9:54.858	22.339	51.697	6	88,787	21
22	245	Hubert PETIT	FRA	Sodikart	Sodikart Junior Team	11	9:56.978	24.459	51.644	11	88,878	22
23	284	Oliver MYERS	GBR	Tonykart	Coles Racing	11	10:00.946	28.427	52.244	6	87,857	23
24	270	Santeri VARIS	FIN	Tonykart	JTL Racing	11	10:00.979	28.460	52.032	4	88,215	24
25	227	Matija JURKOVIC	SLO	Formula K	MLM Racing KK	11	10:01.063	28.544	52.395	10	87,604	25
26	242	Miroslav KOVAR	CZE	MS Kart	MS Kart Racing Team	11	10:01.477	28.958	53.217	9	86,251	26
27	241	Pierre AUVRAY	FRA	FA Kart	DSS Kart	8	7:24.005	3 Laps	52.511	7	87,410	27
28	306	Kevin KEMMLING	GER	Formula K	Kartschmie.de	3	2:52.953	8 Laps	54.102	2	84,840	28
29	257	Ebba GRANDIN	SWE	Kosmic	Soda Kart	1	1:27.520	10 Laps	1:25.637	1	53,598	29

Announcements

These results are provisional until the conclusion of any judicial and technical matters
 No. 293 warning board
 Started: 29 Classified: 29 Not classified: 0
 No. 293 time penalty 10 sec. / reason unfair driving
 No. 245 time penalty 10 sec. / reason unfair driving

Margin of Victory	Ø km/h	Best Lap Tm	km/h	Best Lap by
0.865	88,189	51.379	89,336	205 - Sean BABINGTON

Timekeeping Ingrid and Meik Wagner:  Clerk of the course Nigel Edwards: www.mylaps.com
 Steward (Chairman) Horst Seidel: Chief Scrutineer Paul Klaassen: Licensed to: Motorsport Events
 Printed: 12.05.2012 13:46:56 posted at: h



Rotax Euro Challenge 2012 Wackersdorf

Rotax Seniors

Wackersdorf 1,275 Km

RACE 6 Qualifying Heat 4 B-C

12.05.2012 11:50

Race (11 Laps) started at 11:52:13

Lap	Time of Day	Lap Tm	S1 Tm	S2 Tm	S3 Tm	Lap	Time of Day	Lap Tm	S1 Tm	S2 Tm	S3 Tm
(222) Pierce LEHANE						7	11:58:22.748	51.438	18.477	16.575	16.386
1	11:53:06.425	53.179	19.646	16.904	16.629	8	11:59:14.287	51.539	18.435	16.725	16.379
2	11:53:59.170	52.745	18.961	17.049	16.735	9	12:00:05.851	51.564	18.599	16.537	16.428
3	11:54:51.487	52.317	18.936	16.821	16.560	10	12:00:57.230	51.379	18.413	16.615	16.351
4	11:55:43.623	52.136	18.850	16.810	16.476	11	12:01:48.667	51.437	18.565	16.534	16.338
5	11:56:35.557	51.934	18.756	16.723	16.455	(216) Bryan EERDEN					
6	11:57:27.302	51.745	18.664	16.669	16.412	1	11:53:08.060	54.433	20.710	17.082	16.641
7	11:58:19.004	51.702	18.656	16.654	16.392	2	11:54:01.331	53.271	19.542	17.076	16.653
8	11:59:10.669	51.665	18.635	16.579	16.451	3	11:54:54.211	52.880	19.170	17.113	16.597
9	12:00:02.503	51.834	18.783	16.608	16.443	4	11:55:46.382	52.171	18.843	16.792	16.536
10	12:00:54.141	51.638	18.602	16.618	16.418	5	11:56:38.401	52.019	18.771	16.702	16.546
11	12:01:45.765	51.624	18.623	16.617	16.384	6	11:57:30.377	51.976	18.794	16.688	16.494
(234) Ash HAND						7	11:58:22.145	51.768	18.746	16.601	16.421
1	11:53:07.586	53.989	20.346	16.948	16.695	8	11:59:13.834	51.689	18.626	16.632	16.431
2	11:54:00.121	52.535	18.774	17.075	16.686	9	12:00:05.444	51.610	18.576	16.627	16.407
3	11:54:52.108	51.987	18.743	16.774	16.470	10	12:00:57.095	51.651	18.616	16.609	16.426
4	11:55:44.450	52.342	18.681	16.864	16.797	11	12:01:49.210	52.115	18.972	16.691	16.452
5	11:56:36.422	51.972	18.799	16.686	16.487	(207) Ferenc KANCSAR					
6	11:57:28.214	51.792	18.656	16.688	16.448	1	11:53:10.537	56.627	22.046	17.495	17.086
7	11:58:19.869	51.655	18.551	16.633	16.471	2	11:54:04.782	54.245	19.480	17.223	17.542
8	11:59:11.524	51.655	18.654	16.643	16.358	3	11:54:57.247	52.465	19.078	16.836	16.551
9	12:00:03.081	51.557	18.609	16.587	16.361	4	11:55:49.591	52.344	18.933	16.990	16.421
10	12:00:54.888	51.807	18.648	16.647	16.512	5	11:56:41.321	51.730	18.588	16.711	16.431
11	12:01:46.630	51.742	18.612	16.654	16.476	6	11:57:32.848	51.527	18.554	16.616	16.357
(236) Andy KING						7	11:58:24.455	51.607	18.589	16.654	16.364
1	11:53:06.932	53.565	19.919	16.985	16.661	8	11:59:16.274	51.819	18.817	16.675	16.327
2	11:53:59.589	52.657	19.020	16.970	16.667	9	12:00:08.083	51.809	18.465	16.622	16.722
3	11:54:51.777	52.188	18.886	16.797	16.505	10	12:00:59.756	51.673	18.650	16.603	16.420
4	11:55:44.279	52.502	18.792	17.037	16.673	11	12:01:51.276	51.520	18.546	16.593	16.381
5	11:56:36.219	51.940	18.746	16.688	16.506	(224) Aavo TALVAR					
6	11:57:27.907	51.688	18.649	16.627	16.412	1	11:53:10.783	56.813	22.548	17.243	17.022
7	11:58:19.603	51.696	18.619	16.651	16.426	2	11:54:04.699	53.916	19.540	17.175	17.201
8	11:59:11.304	51.701	18.712	16.566	16.423	3	11:54:56.940	52.241	19.000	16.693	16.548
9	12:00:02.945	51.641	18.614	16.612	16.415	4	11:55:49.269	52.329	19.008	16.821	16.500
10	12:00:54.959	52.014	18.565	16.626	16.823	5	11:56:41.088	51.819	18.737	16.652	16.430
11	12:01:46.845	51.886	18.719	16.702	16.465	6	11:57:32.660	51.572	18.631	16.537	16.404
(269) John FRIBERG						7	11:58:24.835	52.175	19.041	16.697	16.437
1	11:53:08.958	55.245	21.378	17.160	16.707	8	11:59:16.518	51.683	18.739	16.549	16.395
2	11:54:01.664	52.706	18.926	17.163	16.617	9	12:00:08.259	51.741	18.620	16.581	16.540
3	11:54:53.905	52.241	18.780	16.941	16.520	10	12:01:00.077	51.818	18.840	16.611	16.367
4	11:55:45.896	51.991	18.707	16.790	16.494	11	12:01:51.634	51.557	18.618	16.533	16.406
5	11:56:37.723	51.827	18.641	16.715	16.471	(217) Glen VAN DROOGENBROECK					
6	11:57:29.623	51.900	18.651	16.811	16.438	1	11:53:08.716	55.019	21.207	17.175	16.637
7	11:58:21.375	51.752	18.590	16.786	16.376	2	11:54:02.465	53.749	19.294	17.336	17.119
8	11:59:13.151	51.776	18.638	16.749	16.389	3	11:54:55.743	53.278	19.887	16.975	16.416
9	12:00:04.799	51.648	18.567	16.665	16.416	4	11:55:48.197	52.454	18.927	16.770	16.757
10	12:00:56.359	51.560	18.552	16.633	16.375	5	11:56:40.106	51.909	18.581	16.777	16.551
11	12:01:47.900	51.541	18.525	16.630	16.386	6	11:57:31.948	51.842	18.709	16.697	16.436
(260) Bas de LAAT						7	11:58:23.757	51.809	18.617	16.745	16.447
1	11:53:07.886	54.388	20.630	17.108	16.650	8	11:59:15.783	52.026	18.859	16.678	16.489
2	11:54:00.576	52.690	19.093	17.014	16.583	9	12:00:08.170	52.387	18.672	16.737	16.978
3	11:54:52.884	52.308	18.825	16.853	16.630	10	12:01:00.595	52.425	19.219	16.780	16.426
4	11:55:45.375	52.491	18.864	17.025	16.602	11	12:01:52.344	51.749	18.635	16.687	16.427
5	11:56:37.468	52.093	18.788	16.776	16.529	(272) Jules COUSIN					
6	11:57:29.412	51.944	18.728	16.733	16.483	1	11:53:12.678	58.259	23.115	17.950	17.194
7	11:58:21.648	52.236	18.939	16.835	16.462	2	11:54:06.067	53.389	19.417	17.015	16.957
8	11:59:13.398	51.750	18.691	16.649	16.410	3	11:54:58.800	52.733	19.001	16.794	16.938
9	12:00:05.130	51.732	18.653	16.642	16.437	4	11:55:51.492	52.692	19.217	16.931	16.544
10	12:00:56.799	51.669	18.613	16.619	16.437	5	11:56:43.661	52.169	18.724	16.616	16.829
11	12:01:48.415	51.616	18.594	16.592	16.430	6	11:57:35.799	52.138	18.958	16.668	16.512
(205) Sean BABINGTON						7	11:58:27.677	51.878	18.803	16.618	16.457
1	11:53:10.607	57.235	22.884	17.365	16.986	8	11:59:19.817	52.140	18.958	16.694	16.488
2	11:54:04.206	53.599	19.579	17.180	16.840	9	12:00:11.832	52.015	18.790	16.718	16.507
3	11:54:56.314	52.108	18.753	16.872	16.483	10	12:01:04.003	52.171	18.787	16.858	16.526
4	11:55:48.052	51.738	18.648	16.690	16.400	11	12:01:56.141	52.138	18.838	16.733	16.567
5	11:56:39.712	51.660	18.502	16.683	16.475	(225) Jeremie LESOUDIER					
6	11:57:31.310	51.598	18.527	16.699	16.372	1	11:53:11.790	57.638	23.104	17.725	16.809



Rotax Euro Challenge 2012 Wackersdorf

Rotax Seniors

Wackersdorf 1,275 Km

RACE 6 Qualifying Heat 4 B-C

12.05.2012 11:50

Race (11 Laps) started at 11:52:13

Lap	Time of Day	Lap Tm	S1 Tm	S2 Tm	S3 Tm	Lap	Time of Day	Lap Tm	S1 Tm	S2 Tm	S3 Tm
2	11:54:05.207	53.417	19.037	17.013	17.367	10	12:01:08.580	51.650	18.778	16.488	16.384
3	11:54:59.182	53.975	19.455	17.007	17.513	11	12:02:00.224	51.644	18.812	16.480	16.352
4	11:55:52.099	52.917	19.403	16.973	16.541	(301) Jonathan JOHANSSON					
5	11:56:44.090	51.991	18.713	16.750	16.528	1	11:53:07.783	54.271	20.209	17.249	16.813
6	11:57:36.781	52.691	19.156	16.771	16.764	2	11:54:02.356	54.573	19.967	17.269	17.337
7	11:58:28.518	51.737	18.566	16.733	16.438	3	11:54:54.874	52.518	18.942	16.947	16.629
8	11:59:20.794	52.276	19.089	16.764	16.423	4	11:55:47.138	52.264	18.929	16.856	16.479
9	12:00:13.576	52.782	19.216	16.934	16.632	5	11:56:39.149	52.011	18.750	16.720	16.541
10	12:01:05.571	51.995	18.735	16.716	16.544	6	11:57:31.074	51.925	18.767	16.700	16.458
11	12:01:58.016	52.445	18.874	16.841	16.730	7	11:58:23.283	52.209	18.967	16.714	16.528
(293) Sandor JAKAB						8	11:59:25.763	1:02.480	29.040	16.952	16.488
1	11:53:09.225	55.395	21.422	17.262	16.711	9	12:00:17.676	51.913	18.835	16.664	16.414
2	11:54:02.602	53.377	18.963	17.347	17.067	10	12:01:09.711	52.035	18.799	16.814	16.422
3	11:54:55.637	53.035	19.388	17.036	16.611	11	12:02:01.858	52.147	18.981	16.728	16.438
4	11:55:47.598	51.961	18.711	16.773	16.477	(258) Mikkel JOHNSEN					
5	11:56:39.859	52.261	18.686	17.091	16.484	1	11:53:16.438	1:02.358	27.436	17.753	17.169
6	11:57:31.556	51.697	18.604	16.725	16.368	2	11:54:14.181	57.743	19.943	17.969	19.831
7	11:58:23.384	51.828	18.722	16.737	16.369	3	11:55:06.590	52.409	18.930	16.895	16.584
8	11:59:20.521	57.137	23.813	16.840	16.484	4	11:55:58.616	52.026	18.818	16.712	16.496
9	12:00:13.979	53.458	19.871	16.983	16.604	5	11:56:50.623	52.007	18.793	16.706	16.508
10	12:01:05.749	51.770	18.567	16.766	16.437	6	11:57:42.764	52.141	18.703	16.682	16.756
11	12:01:58.104	52.355	18.857	16.849	16.649	7	11:58:35.981	53.217	19.050	16.892	17.275
(261) Stephane KOX						8	11:59:28.252	52.271	19.089	16.601	16.581
1	11:53:10.354	56.531	21.709	17.749	17.073	9	12:00:20.497	52.245	18.606	16.983	16.656
2	11:54:05.107	54.753	19.575	17.187	17.991	10	12:01:12.226	51.729	18.699	16.615	16.415
3	11:54:58.986	53.879	19.449	16.976	17.454	11	12:02:04.084	51.858	18.795	16.637	16.426
4	11:55:51.864	52.878	19.481	16.889	16.508	(244) Eva BENES					
5	11:56:43.877	52.013	18.681	16.770	16.562	1	11:53:14.442	58.762	22.166	19.450	17.146
6	11:57:36.523	52.646	19.182	16.713	16.751	2	11:54:08.198	53.756	19.604	17.347	16.805
7	11:58:28.396	51.873	18.634	16.741	16.498	3	11:55:01.370	53.172	19.420	17.057	16.695
8	11:59:20.697	52.301	19.024	16.793	16.484	4	11:55:54.234	52.864	19.104	16.993	16.767
9	12:00:14.319	53.622	19.580	16.952	17.090	5	11:56:48.342	54.108	19.849	17.446	16.813
10	12:01:06.163	51.844	18.628	16.763	16.453	6	11:57:42.065	53.723	19.284	17.350	17.089
11	12:01:58.217	52.054	18.765	16.737	16.552	7	11:58:35.898	53.833	19.202	17.205	17.426
(230) Charlie TURNER						8	11:59:28.658	52.760	19.344	16.798	16.618
1	11:53:13.858	58.458	23.105	18.334	17.019	9	12:00:21.082	52.424	18.859	16.807	16.758
2	11:54:06.958	53.100	19.151	17.100	16.849	10	12:01:13.846	52.764	18.955	17.112	16.657
3	11:55:00.188	53.230	19.665	16.923	16.642	11	12:02:05.991	52.145	18.902	16.710	16.533
4	11:55:53.193	53.005	18.853	17.356	16.796	(237) Sten Dorian PIIRIMAGI					
5	11:56:45.297	52.104	18.915	16.658	16.531	1	11:53:16.359	1:01.857	27.345	17.597	16.915
6	11:57:37.198	51.901	18.802	16.552	16.547	2	11:54:10.018	53.659	19.764	17.236	16.659
7	11:58:29.545	52.347	18.774	16.838	16.735	3	11:55:02.722	52.704	19.078	16.891	16.735
8	11:59:21.807	52.262	18.920	16.801	16.541	4	11:55:55.136	52.414	18.856	16.892	16.666
9	12:00:14.482	52.675	18.851	16.903	16.921	5	11:56:48.269	53.133	19.159	17.078	16.896
10	12:01:06.325	51.843	18.786	16.645	16.412	6	11:57:42.324	54.055	19.128	17.394	17.533
11	12:01:58.453	52.128	18.737	16.943	16.448	7	11:58:35.835	53.511	19.098	17.161	17.252
(259) Nicolas PICOT						8	11:59:28.534	52.699	19.002	16.724	16.973
1	11:53:10.252	56.102	21.481	17.475	17.146	9	12:00:21.243	52.709	18.773	16.879	17.057
2	11:54:03.271	53.019	19.038	17.176	16.805	10	12:01:14.154	52.911	18.957	17.129	16.825
3	11:54:56.719	53.448	19.248	17.504	16.696	11	12:02:06.201	52.047	18.749	16.769	16.529
4	11:55:50.661	53.942	19.592	17.695	16.655	(275) Benjamin KARLOG					
5	11:56:43.729	53.068	18.997	16.881	17.190	1	11:53:14.193	58.364	22.476	18.359	17.529
6	11:57:36.853	53.124	19.042	16.885	17.197	2	11:54:07.446	53.253	19.192	17.218	16.843
7	11:58:29.747	52.894	18.854	16.877	17.163	3	11:55:00.940	53.494	19.748	17.115	16.631
8	11:59:22.566	52.819	19.158	17.084	16.577	4	11:55:53.998	53.058	19.240	16.980	16.838
9	12:00:14.839	52.273	18.939	16.789	16.545	5	11:56:48.169	54.171	19.446	17.731	16.994
10	12:01:07.140	52.301	19.005	16.819	16.477	6	11:57:41.951	53.782	19.043	17.469	17.270
11	12:01:59.494	52.354	18.884	16.892	16.578	7	11:58:35.147	53.196	19.144	17.226	16.826
(245) Hubert PETIT						8	11:59:27.715	52.568	19.004	16.938	16.626
1	11:53:16.038	1:01.430	27.071	17.517	16.842	9	12:00:20.894	53.179	18.980	17.308	16.891
2	11:54:08.906	52.868	19.128	17.018	16.722	10	12:01:14.455	53.561	18.999	17.256	17.306
3	11:55:01.610	52.704	19.166	16.951	16.587	11	12:02:06.827	52.372	18.831	16.935	16.606
4	11:55:54.648	53.038	19.255	17.142	16.641	(284) Oliver MYERS					
5	11:56:48.072	53.424	19.244	17.035	17.145	1	11:53:21.316	1:07.323	23.075	27.223	17.025
6	11:57:40.887	52.815	18.814	17.450	16.551	2	11:54:14.524	53.208	19.385	17.104	16.719
7	11:58:33.066	52.179	18.961	16.674	16.544	3	11:55:07.156	52.632	19.079	16.917	16.636
8	11:59:25.096	52.030	19.027	16.605	16.398	4	11:55:59.466	52.310	18.869	16.919	16.522
9	12:00:16.930	51.834	18.849	16.566	16.419						



Rotax Euro Challenge 2012 Wackersdorf

Rotax Seniors

Wackersdorf 1,275 Km

RACE 6 Qualifying Heat 4 B-C

12.05.2012 11:50

Race (11 Laps) started at 11:52:13

Lap	Time of Day	Lap Tm	S1 Tm	S2 Tm	S3 Tm
5	11:56:51.886	52.420	18.881	16.895	16.644
6	11:57:44.130	52.244	18.952	16.777	16.515
7	11:58:36.450	52.320	18.876	16.783	16.661
8	11:59:30.612	54.162	19.734	17.198	17.230
9	12:00:24.049	53.437	19.804	16.956	16.677
10	12:01:17.838	53.789	19.592	16.982	17.215
11	12:02:14.192	56.354	20.873	17.462	18.019

(270) Santeri VARIS

1	11:53:17.668	1:03.617	22.936	23.847	16.834
2	11:54:10.761	53.093	19.127	17.323	16.643
3	11:55:03.217	52.456	18.934	16.882	16.640
4	11:55:55.249	52.032	18.788	16.793	16.451
5	11:56:48.767	53.518	19.571	16.973	16.974
6	11:57:42.651	53.884	19.427	17.404	17.053
7	11:58:36.193	53.542	19.409	16.769	17.364
8	11:59:30.684	54.491	20.450	16.910	17.131
9	12:00:24.235	53.551	19.870	16.902	16.779
10	12:01:18.029	53.794	19.528	16.986	17.280
11	12:02:14.225	56.196	20.850	17.323	18.023

(227) Matija JURKOVIC

1	11:53:12.562	58.191	23.074	17.965	17.152
2	11:54:06.647	54.085	19.352	17.266	17.467
3	11:55:00.703	54.056	20.395	17.007	16.654
4	11:55:54.344	53.641	19.143	16.876	17.622
5	11:56:47.865	53.521	19.362	17.106	17.053
6	11:57:42.392	54.527	18.927	18.655	16.945
7	11:58:36.645	54.253	20.174	16.970	17.109
8	11:59:30.495	53.850	19.711	16.919	17.220
9	12:00:25.850	55.355	21.826	17.000	16.529
10	12:01:18.245	52.395	18.837	16.852	16.706
11	12:02:14.309	56.064	20.728	17.447	17.889

(242) Miroslav KOVAR

1	11:53:13.353	58.368	23.096	18.272	17.000
2	11:54:07.035	53.682	19.158	17.136	17.388
3	11:55:00.556	53.521	19.774	16.996	16.751
4	11:55:55.046	54.490	20.226	17.250	17.014
5	11:56:49.076	54.030	19.110	17.453	17.467
6	11:57:43.079	54.003	18.983	17.362	17.658
7	11:58:36.365	53.286	19.221	16.878	17.187
8	11:59:30.777	54.412	20.455	16.949	17.008
9	12:00:23.994	53.217	19.351	17.076	16.790
10	12:01:18.144	54.150	19.925	16.997	17.228
11	12:02:14.723	56.579	20.861	17.576	18.142

(241) Pierre AUVRAY

1	11:53:12.973	57.941	22.642	18.064	17.235
2	11:54:06.739	53.766	19.273	17.188	17.305
3	11:54:59.678	52.939	19.102	17.052	16.785
4	11:55:53.834	54.156	19.017	17.892	17.247
5	11:56:57.379	1:03.545	29.398	17.255	16.892
6	11:57:49.913	52.534	18.921	16.905	16.708
7	11:58:42.424	52.511	18.847	16.964	16.700
8	11:59:37.251	54.827	18.916	17.001	18.910

(306) Kevin KEMMLING

1	11:53:13.250	57.829	22.409	18.101	17.319
2	11:54:07.352	54.102	19.529	17.516	17.057
3	11:55:06.199	58.847	20.419	17.534	20.894

(257) Ebba GRANDIN

1	11:53:40.766	1:25.637	31.326	23.927	30.384
---	--------------	-----------------	---------------	---------------	---------------



Rotax Euro Challenge 2012 Wackersdorf

Rotax Seniors

Wackersdorf 1,275 Km

RACE 8 Qualifying Heat 5 D-E

12.05.2012 13:00


Race (11 Laps) started at 13:02:18

Pos	No.	Name	Nat.	Chassis	Race Team	Laps	Total Tm	Diff	Best Tm	In Lap	km/h	Points
1	203	Edward BRAND	GBR	Formula K	Formula K Europe	11	9:30.053		51.363	10	89,364	0
2	211	Shaun SLAVIN	GBR	Formula K	Formula K Europe	11	9:30.558	0.505	51.330	10	89,421	2
3	294	Makino TADASUKE	JPN	Birel	Kalman Motorsport	11	9:30.583	0.530	51.255	10	89,552	3
4	290	Ukyo SASAHARA	JPN	DR	VPDR	11	9:30.654	0.601	51.318	7	89,442	4
5	250	Ludvig MORIN	SWE	Kosmic	Paul Carr Racing	11	9:32.458	2.405	51.307	5	89,461	5
6	212	Jiri FORMAN	GBR	MS Kart	MS Kart Racing Team	11	9:32.622	2.569	51.490	6	89,144	6
7	214	Michael COOL	BEL	Tonykart	Bouvin Power	11	9:33.594	3.541	51.451	6	89,211	7
8	296	Josh HART	NZL	Birel	Kalman Motorsport	11	9:34.045	3.992	51.550	8	89,040	8
9	238	Alexandre FINKELSTEIN	FRA	Tonykart	MD Competition	11	9:37.817	7.764	51.424	7	89,258	9
10	213	Thomas BENISRI	FRA	Sodikart	Win Max	11	9:38.224	8.171	51.651	8	88,866	10
11	218	Nicolai NIELSEN	DEN	TBA	Star Karting	11	9:38.295	8.242	51.558	8	89,026	11
12	278	Barrie PULLINGER	GBR	Alonso	Dan Holland Racing	11	9:38.692	8.639	51.758	8	88,682	12
13	223	Jacob NIELSEN	DEN	Kosmic	Star Karting	11	9:39.268	9.215	51.441	8	89,228	13
14	266	Petr FULIN	CZE	MS Kart	MS Kart Racing Team	11	9:40.025	9.972	51.641	9	88,883	14
15	303	Giorgio MAGGI	SUI	Tonykart	Blacky Racing	11	9:40.173	10.120	51.582	9	88,985	15
16	271	Christopher FRIEDRICH	GER	Praga	M-Tec/Praga Racing	11	9:40.703	10.650	51.551	10	89,038	16
17	263	Henry EASTHOPE	GBR	Sodikart	Sodikart Junior Team	11	9:41.171	11.118	51.407	10	89,287	17
18	226	Erik STILLMANN	SWE	Sodikart	Wallberg Motorsport	11	9:41.416	11.363	51.566	10	89,012	18
19	280	Brandon NILSSON	SWE	Exprit	Brandon Racing	11	9:41.844	11.791	51.419	11	89,267	19
20	255	Moritz OBERHEIM	GER	LH Kart	Matis Motorsport	11	9:42.790	12.737	51.381	9	89,333	20
21	262	Alex ENGBLOM	SWE	Tonykart	Soda Kart	11	9:43.551	13.498	51.766	5	88,668	21
22	302	Kevin MINIER	FRA	Tonykart	MD Competition	11	9:43.721	13.668	52.064	5	88,161	22
23	219	Andreas BACKMAN	SWE	Tonykart	Strawberry Racing	11	9:43.875	13.822	51.554	9	89,033	23
24	304	Oliver NORRIS	GBR	Tonykart	RL Racing Dept Ltd	11	9:45.565	15.512	51.779	5	88,646	24
25	267	Max RENBERG	SWE	Tonykart	Soda Kart	11	9:47.062	17.009	51.937	10	88,376	25
26	279	Juuso KAUKELIN	FIN	Tonykart	JTL Racing	11	9:47.273	17.220	52.139	11	88,034	26
27	283	Marco FORRER	SUI	Mach 1	Kartteam Meier	11	9:48.856	18.803	52.132	9	88,046	27
28	288	Cecile MARTINI	FRA	Sodikart	Martini Racing	1	1:10.508	10 Laps	1:07.863	1	67,636	28

Announcements

These results are provisional until the conclusion of any judicial and technical matters
 Started: 28 Classified: 28 Not classified: 0

Margin of Victory	Ø km/h	Best Lap Tm	km/h	Best Lap by
0.505	88,571	51.255	89,552	294 - Makino TADASUKE

Timekeeping Ingrid and Meik Wagner:  Clerk of the course Nigel Edwards: www.mylaps.com
 Steward (Chairman) Horst Seidel: Chief Scrutineer Paul Klaassen: Licensed to: Motorsport Events
 Printed: 12.05.2012 13:13:09 posted at: h



Rotax Euro Challenge 2012 Wackersdorf

Rotax Seniors

Wackersdorf 1,275 Km

RACE 8 Qualifying Heat 5 D-E

12.05.2012 13:00

Race (11 Laps) started at 13:02:18

Lap	Time of Day	Lap Tm	S1 Tm	S2 Tm	S3 Tm
(203) Edward BRAND					
1	13:03:11.975	53.556	20.061	17.040	16.455
2	13:04:03.983	52.008	18.718	16.819	16.471
3	13:04:55.998	52.015	19.025	16.662	16.328
4	13:05:47.878	51.880	18.828	16.659	16.393
5	13:06:39.458	51.580	18.548	16.607	16.425
6	13:07:30.902	51.444	18.423	16.624	16.397
7	13:08:22.379	51.477	18.549	16.580	16.348
8	13:09:13.818	51.439	18.499	16.606	16.334
9	13:10:05.252	51.434	18.518	16.534	16.382
10	13:10:56.615	51.363	18.497	16.540	16.326
11	13:11:48.142	51.527	18.524	16.577	16.426

Lap	Time of Day	Lap Tm	S1 Tm	S2 Tm	S3 Tm
(211) Shaun SLAVIN					
1	13:03:11.769	53.595	20.127	16.884	16.584
2	13:04:04.113	52.344	19.183	16.747	16.414
3	13:04:55.930	51.817	18.688	16.659	16.470
4	13:05:47.792	51.862	18.710	16.663	16.489
5	13:06:39.592	51.800	18.819	16.640	16.341
6	13:07:31.104	51.512	18.466	16.629	16.417
7	13:08:22.616	51.512	18.519	16.593	16.400
8	13:09:14.020	51.404	18.432	16.616	16.356
9	13:10:05.805	51.785	18.558	16.600	16.627
10	13:10:57.135	51.330	18.497	16.543	16.290
11	13:11:48.647	51.512	18.419	16.542	16.551

Lap	Time of Day	Lap Tm	S1 Tm	S2 Tm	S3 Tm
(294) Makino TADASUKE					
1	13:03:12.567	54.478	20.124	17.805	16.549
2	13:04:04.516	51.949	18.674	16.824	16.451
3	13:04:56.327	51.811	18.657	16.767	16.387
4	13:05:48.020	51.693	18.626	16.716	16.351
5	13:06:39.799	51.779	18.339	17.054	16.386
6	13:07:31.227	51.428	18.497	16.569	16.362
7	13:08:22.743	51.516	18.583	16.615	16.318
8	13:09:14.236	51.493	18.509	16.584	16.400
9	13:10:05.661	51.425	18.493	16.619	16.313
10	13:10:56.916	51.255	18.421	16.539	16.295
11	13:11:48.672	51.756	18.405	16.633	16.718

Lap	Time of Day	Lap Tm	S1 Tm	S2 Tm	S3 Tm
(290) Ukyo SASAHARA					
1	13:03:13.453	54.910	20.759	17.488	16.663
2	13:04:05.192	51.739	18.643	16.723	16.373
3	13:04:56.843	51.651	18.630	16.666	16.355
4	13:05:48.964	52.121	18.988	16.705	16.428
5	13:06:40.438	51.474	18.502	16.616	16.356
6	13:07:31.880	51.442	18.478	16.610	16.354
7	13:08:23.198	51.318	18.477	16.507	16.334
8	13:09:14.631	51.433	18.498	16.648	16.287
9	13:10:05.978	51.347	18.595	16.509	16.243
10	13:10:57.348	51.370	18.523	16.568	16.279
11	13:11:48.743	51.395	18.406	16.533	16.456

Lap	Time of Day	Lap Tm	S1 Tm	S2 Tm	S3 Tm
(250) Ludvig MORIN					
1	13:03:14.508	55.776	21.142	17.345	17.289
2	13:04:06.645	52.137	18.860	16.871	16.406
3	13:04:58.408	51.763	18.630	16.752	16.381
4	13:05:49.980	51.572	18.627	16.656	16.289
5	13:06:41.287	51.307	18.426	16.604	16.277
6	13:07:32.759	51.472	18.465	16.647	16.360
7	13:08:24.195	51.436	18.548	16.566	16.322
8	13:09:15.604	51.409	18.571	16.506	16.332
9	13:10:07.034	51.430	18.486	16.646	16.298
10	13:10:58.556	51.522	18.473	16.636	16.413
11	13:11:50.547	51.991	18.769	16.692	16.530

Lap	Time of Day	Lap Tm	S1 Tm	S2 Tm	S3 Tm
(212) Jiri FORMAN					
1	13:03:13.054	54.583	20.717	17.367	16.499
2	13:04:04.921	51.867	18.735	16.756	16.376
3	13:04:57.064	52.143	18.744	16.979	16.420
4	13:05:49.129	52.065	18.653	16.714	16.698
5	13:06:40.716	51.587	18.558	16.672	16.357
6	13:07:32.206	51.490	18.493	16.601	16.396

Lap	Time of Day	Lap Tm	S1 Tm	S2 Tm	S3 Tm
7	13:08:23.747	51.541	18.581	16.577	16.383
8	13:09:15.312	51.565	18.569	16.595	16.405
9	13:10:06.864	51.552	18.558	16.618	16.376
10	13:10:58.688	51.824	18.899	16.618	16.307
11	13:11:50.711	52.023	18.877	16.596	16.550

Lap	Time of Day	Lap Tm	S1 Tm	S2 Tm	S3 Tm
(214) Michael COOL					
1	13:03:14.637	56.388	20.781	18.012	17.595
2	13:04:06.993	52.356	19.019	16.873	16.464
3	13:04:58.705	51.712	18.653	16.677	16.382
4	13:05:50.223	51.518	18.544	16.640	16.334
5	13:06:41.712	51.489	18.554	16.611	16.324
6	13:07:33.163	51.451	18.427	16.628	16.396
7	13:08:24.858	51.695	18.624	16.705	16.366
8	13:09:16.431	51.573	18.536	16.598	16.439
9	13:10:08.059	51.628	18.489	16.737	16.402
10	13:10:59.760	51.701	18.522	16.752	16.427
11	13:11:51.683	51.923	18.541	16.759	16.623

Lap	Time of Day	Lap Tm	S1 Tm	S2 Tm	S3 Tm
(296) Josh HART					
1	13:03:13.767	55.098	20.806	17.346	16.946
2	13:04:05.738	51.971	18.742	16.802	16.427
3	13:04:57.553	51.815	18.721	16.696	16.398
4	13:05:49.411	51.858	18.624	16.691	16.543
5	13:06:41.050	51.639	18.625	16.623	16.391
6	13:07:33.005	51.955	18.551	16.869	16.535
7	13:08:25.102	52.097	18.946	16.734	16.417
8	13:09:16.652	51.550	18.544	16.637	16.369
9	13:10:08.260	51.608	18.589	16.628	16.391
10	13:10:59.949	51.689	18.626	16.629	16.434
11	13:11:52.134	52.185	18.583	16.688	16.914

Lap	Time of Day	Lap Tm	S1 Tm	S2 Tm	S3 Tm
(238) Alexandre FINKELSTEIN					
1	13:03:16.224	56.732	22.665	17.396	16.671
2	13:04:09.111	52.887	18.945	17.299	16.643
3	13:05:01.587	52.476	18.660	17.359	16.457
4	13:05:53.162	51.575	18.594	16.598	16.383
5	13:06:45.699	52.537	19.374	16.711	16.452
6	13:07:37.177	51.478	18.604	16.583	16.291
7	13:08:28.601	51.424	18.491	16.626	16.307
8	13:09:20.061	51.460	18.538	16.601	16.321
9	13:10:11.584	51.523	18.555	16.570	16.398
10	13:11:03.820	52.236	18.773	16.659	16.804
11	13:11:55.906	52.086	19.018	16.624	16.444

Lap	Time of Day	Lap Tm	S1 Tm	S2 Tm	S3 Tm
(213) Thomas BENISRI					
1	13:03:14.968	56.414	21.942	17.081	17.391
2	13:04:07.749	52.781	19.236	16.982	16.563
3	13:05:00.107	52.358	18.920	16.850	16.588
4	13:05:52.288	52.181	18.825	16.823	16.533
5	13:06:44.513	52.225	19.034	16.751	16.440
6	13:07:36.269	51.756	18.574	16.701	16.481
7	13:08:28.027	51.758	18.702	16.624	16.432
8	13:09:19.678	51.651	18.674	16.560	16.417
9	13:10:11.387	51.709	18.726	16.570	16.413
10	13:11:03.931	52.544	19.115	16.659	16.770
11	13:11:56.313	52.382	19.101	16.714	16.567

Lap	Time of Day	Lap Tm	S1 Tm	S2 Tm	S3 Tm
(218) Nicolai NIELSEN					
1	13:03:14.858	55.938	21.941	17.213	16.784
2	13:04:07.631	52.773	19.216	16.958	16.599
3	13:05:00.170	52.539	18.906	17.073	16.560
4	13:05:53.056	52.886	18.636	16.776	16.474
5	13:06:46.041	52.985	19.603	16.753	16.629
6	13:07:37.938	51.897	18.575	16.887	16.435
7	13:08:29.537	51.599	18.613	16.610	16.376
8	13:09:21.095	51.558	18.595	16.569	16.394
9	13:10:12.675	51.580	18.556	16.690	16.334
10	13:11:04.550	51.875	18.727	16.653	16.495
11	13:11:56.384	51.834	18.713	16.653	16.468

Lap	Time of Day	Lap Tm	S1 Tm	S2 Tm	S3 Tm
(278) Barrie PULLINGER					
1	13:03:15.108	56.274	21.901	17.134	17.239



Rotax Euro Challenge 2012 Wackersdorf

Rotax Seniors

Wackersdorf 1,275 Km

RACE 8 Qualifying Heat 5 D-E

12.05.2012 13:00

Race (11 Laps) started at 13:02:18

Lap	Time of Day	Lap Tm	S1 Tm	S2 Tm	S3 Tm	Lap	Time of Day	Lap Tm	S1 Tm	S2 Tm	S3 Tm
2	13:04:08.272	53.164	19.368	16.917	16.879	10	13:11:07.796	51.407	18.559	16.597	16.251
3	13:05:00.396	52.124	18.844	16.816	16.464	11	13:11:59.260	51.464	18.536	16.550	16.378
4	13:05:52.437	52.041	18.718	16.783	16.540						
5	13:06:44.435	51.998	18.718	16.711	16.569						
6	13:07:36.895	52.460	19.066	16.817	16.577	(226) Erik STILLMANN					
7	13:08:28.937	52.042	18.969	16.615	16.458	1	13:03:16.826	57.190	22.943	17.637	16.810
8	13:09:20.695	51.758	18.539	16.657	16.562	2	13:04:09.548	52.722	19.095	17.060	16.567
9	13:10:12.593	51.898	18.671	16.733	16.494	3	13:05:02.615	53.067	19.301	17.059	16.707
10	13:11:04.721	52.128	18.608	16.683	16.837	4	13:05:55.174	52.559	18.576	16.947	17.036
11	13:11:56.781	52.060	18.806	16.647	16.607	5	13:06:47.337	52.163	18.932	16.659	16.572
						6	13:07:39.495	52.158	18.904	16.793	16.461
(223) Jacob NIELSEN						7	13:08:31.845	52.350	18.957	16.807	16.586
1	13:03:15.862	56.467	22.245	17.088	17.134	8	13:09:23.650	51.805	18.606	16.811	16.388
2	13:04:09.382	53.520	19.801	16.944	16.775	9	13:10:16.031	52.381	18.673	16.916	16.792
3	13:05:02.133	52.751	18.597	17.598	16.556	10	13:11:07.597	51.566	18.575	16.637	16.354
4	13:05:54.661	52.528	18.545	17.253	16.730	11	13:11:59.505	51.908	18.899	16.682	16.327
5	13:06:46.655	51.994	18.528	16.829	16.637	(280) Brandon NILSSON					
6	13:07:39.002	52.347	19.172	16.776	16.399	1	13:03:18.309	58.313	22.928	18.689	16.696
7	13:08:30.829	51.827	18.462	16.771	16.594	2	13:04:11.500	53.191	19.295	17.226	16.670
8	13:09:22.270	51.441	18.489	16.503	16.449	3	13:05:04.024	52.524	18.954	16.878	16.692
9	13:10:13.953	51.683	18.624	16.640	16.419	4	13:05:55.793	51.769	18.510	16.631	16.628
10	13:11:05.629	51.676	18.594	16.668	16.414	5	13:06:48.746	52.953	19.594	16.882	16.477
11	13:11:57.357	51.728	18.534	16.737	16.457	6	13:07:41.310	52.564	18.981	17.124	16.459
(266) Petr FULIN						7	13:08:33.642	52.332	19.031	16.823	16.478
1	13:03:15.335	55.959	21.786	17.185	16.988	8	13:09:25.195	51.553	18.472	16.630	16.451
2	13:04:08.540	53.205	19.646	17.009	16.550	9	13:10:16.923	51.728	18.613	16.620	16.495
3	13:05:01.014	52.474	18.954	17.053	16.467	10	13:11:08.514	51.591	18.517	16.663	16.411
4	13:05:53.004	51.990	18.592	16.666	16.732	11	13:11:59.933	51.419	18.063	16.993	16.363
5	13:06:46.402	53.398	19.810	16.757	16.831	(255) Moritz OBERHEIM					
6	13:07:38.706	52.304	19.087	16.766	16.451	1	13:03:19.667	59.217	23.661	18.360	17.196
7	13:08:31.009	52.303	18.597	17.111	16.595	2	13:04:12.154	52.487	18.918	16.923	16.646
8	13:09:22.719	51.710	18.611	16.677	16.422	3	13:05:04.562	52.408	19.182	16.737	16.489
9	13:10:14.360	51.641	18.542	16.733	16.366	4	13:05:57.334	52.772	18.535	17.421	16.816
10	13:11:06.110	51.750	18.539	16.789	16.422	5	13:06:50.024	52.690	18.806	16.943	16.941
11	13:11:58.114	52.004	18.607	16.767	16.630	6	13:07:42.549	52.525	18.563	16.889	17.073
(303) Giorgio MAGGI						7	13:08:34.390	51.841	18.799	16.609	16.433
1	13:03:17.099	57.785	23.125	17.939	16.721	8	13:09:25.972	51.582	18.644	16.530	16.408
2	13:04:09.701	52.602	18.976	17.066	16.560	9	13:10:17.353	51.381	18.510	16.539	16.332
3	13:05:02.818	53.117	19.602	17.002	16.513	10	13:11:08.973	51.620	18.454	16.684	16.482
4	13:05:55.625	52.807	18.810	16.796	17.201	11	13:12:00.879	51.906	18.775	16.699	16.432
5	13:06:47.911	52.286	19.131	16.712	16.443	(262) Alex ENGBLOM					
6	13:07:39.652	51.741	18.619	16.747	16.375	1	13:03:16.422	56.811	22.737	17.427	16.647
7	13:08:31.635	51.983	18.628	16.767	16.588	2	13:04:10.026	53.604	19.785	17.206	16.613
8	13:09:23.417	51.782	18.658	16.703	16.421	3	13:05:02.683	52.657	18.958	17.097	16.602
9	13:10:14.999	51.582	18.574	16.647	16.361	4	13:05:55.270	52.587	18.818	16.777	16.992
10	13:11:06.594	51.595	18.483	16.725	16.387	5	13:06:47.036	51.766	18.660	16.629	16.477
11	13:11:58.262	51.668	18.490	16.699	16.479	6	13:07:39.240	52.204	19.042	16.721	16.441
(271) Christopher FRIEDRICH						7	13:08:31.927	52.687	18.574	16.758	17.355
1	13:03:15.588	56.581	21.973	17.539	17.069	8	13:09:24.478	52.551	19.228	16.782	16.541
2	13:04:08.689	53.101	19.040	17.484	16.577	9	13:10:16.737	52.259	18.511	17.173	16.575
3	13:05:02.353	53.664	18.608	18.497	16.559	10	13:11:08.763	52.026	18.506	17.013	16.507
4	13:05:55.993	53.640	18.644	16.991	16.805	11	13:12:01.640	52.877	19.121	17.161	16.595
5	13:06:48.351	52.358	19.253	16.720	16.385	(302) Kevin MINIER					
6	13:07:40.041	51.690	18.659	16.694	16.337	1	13:03:18.024	57.954	23.167	18.128	16.659
7	13:08:31.967	51.926	18.798	16.614	16.514	2	13:04:10.918	52.894	19.225	17.021	16.648
8	13:09:23.962	51.995	19.017	16.633	16.345	3	13:05:03.406	52.488	18.775	17.090	16.623
9	13:10:15.655	51.693	18.457	16.713	16.523	4	13:05:55.705	52.299	18.128	17.478	16.693
10	13:11:07.206	51.551	18.575	16.655	16.321	5	13:06:47.769	52.064	18.857	16.706	16.501
11	13:11:58.792	51.586	18.621	16.593	16.372	6	13:07:39.900	52.131	18.976	16.733	16.422
(263) Henry EASTHOPE						7	13:08:32.277	52.377	19.184	16.671	16.522
1	13:03:19.047	58.886	23.785	18.217	16.884	8	13:09:25.054	52.777	19.133	16.957	16.687
2	13:04:11.257	52.210	18.854	16.908	16.448	9	13:10:17.227	52.173	19.048	16.627	16.498
3	13:05:05.883	54.626	21.063	16.897	16.666	10	13:11:09.315	52.088	18.924	16.654	16.510
4	13:05:57.953	52.070	18.648	16.981	16.441	11	13:12:01.810	52.495	18.771	17.124	16.600
5	13:06:49.831	51.878	18.738	16.726	16.414	(219) Andreas BACKMAN					
6	13:07:41.449	51.618	18.551	16.732	16.335	1	13:03:14.748	56.138	21.085	17.646	17.407
7	13:08:33.067	51.618	18.748	16.544	16.326	2	13:04:08.052	53.304	19.176	17.391	16.737
8	13:09:24.875	51.808	18.502	16.727	16.579	3	13:05:01.977	53.925	19.431	17.908	16.586
9	13:10:16.389	51.514	18.448	16.643	16.423	4	13:05:54.391	52.414	18.860	16.946	16.608

Timekeeping Ingrid and Meik Wagner:

Clerk of the course Nigel Edwards:

www.mylaps.com

Steward (Chairman) Horst Seidel:

Chief Scrutineer Paul Klaassen:

Licensed to: Motorsport Events



Rotax Euro Challenge 2012 Wackersdorf

Rotax Seniors

Wackersdorf 1,275 Km

RACE 8 Qualifying Heat 5 D-E

12.05.2012 13:00

Race (11 Laps) started at 13:02:18

Lap	Time of Day	Lap Tm	S1 Tm	S2 Tm	S3 Tm
5	13:06:46.509	52.118	18.616	16.745	16.757
6	13:07:42.498	55.989	21.230	17.839	16.920
7	13:08:35.300	52.802	19.356	16.957	16.489
8	13:09:27.000	51.700	18.549	16.751	16.400
9	13:10:18.554	51.554	18.536	16.654	16.364
10	13:11:10.143	51.589	18.462	16.729	16.398
11	13:12:01.964	51.821	18.453	16.856	16.512

(304) Oliver NORRIS

1	13:03:19.783	1:00.923	24.769	18.967	17.187
2	13:04:12.472	52.689	19.007	17.024	16.658
3	13:05:06.222	53.750	19.397	17.115	17.238
4	13:05:59.572	53.350	19.190	17.415	16.745
5	13:06:51.351	51.779	18.756	16.550	16.473
6	13:07:43.222	51.871	18.735	16.594	16.542
7	13:08:35.804	52.582	19.079	16.905	16.598
8	13:09:27.898	52.094	18.859	16.725	16.510
9	13:10:19.834	51.936	18.847	16.645	16.444
10	13:11:11.626	51.792	18.770	16.628	16.394
11	13:12:03.654	52.028	18.851	16.619	16.558

(267) Max RENBERG

1	13:03:17.396	57.574	22.957	17.864	16.753
2	13:04:10.197	52.801	19.060	17.089	16.652
3	13:05:04.112	53.915	19.265	17.381	17.269
4	13:05:57.557	53.445	18.776	17.796	16.873
5	13:06:50.291	52.734	19.265	16.942	16.527
6	13:07:42.677	52.386	18.767	16.998	16.621
7	13:08:35.666	52.989	18.896	17.439	16.654
8	13:09:28.577	52.911	18.827	16.840	17.244
9	13:10:20.829	52.252	18.862	16.921	16.469
10	13:11:12.766	51.937	18.745	16.684	16.508
11	13:12:05.151	52.385	18.918	16.856	16.611

(279) Juuso KAUKELIN

1	13:03:19.315	59.157	23.229	18.623	17.305
2	13:04:12.364	53.049	19.023	17.362	16.664
3	13:05:05.602	53.238	19.325	17.110	16.803
4	13:05:58.452	52.850	18.819	17.220	16.811
5	13:06:50.740	52.288	18.845	16.886	16.557
6	13:07:43.149	52.409	18.850	16.941	16.618
7	13:08:36.101	52.952	19.010	17.203	16.739
8	13:09:28.499	52.398	18.772	16.790	16.836
9	13:10:20.741	52.242	18.764	16.880	16.598
10	13:11:13.223	52.482	19.071	16.924	16.487
11	13:12:05.362	52.139	18.762	16.869	16.508

(283) Marco FORRER

1	13:03:17.846	57.429	22.158	18.308	16.963
2	13:04:11.103	53.257	19.632	17.061	16.564
3	13:05:06.037	54.934	20.454	17.127	17.353
4	13:05:59.932	53.895	19.363	17.547	16.985
5	13:06:52.461	52.529	18.910	16.945	16.674
6	13:07:44.984	52.523	18.851	16.935	16.737
7	13:08:37.454	52.470	18.896	16.883	16.691
8	13:09:29.867	52.413	18.969	16.932	16.512
9	13:10:21.999	52.132	18.837	16.765	16.530
10	13:11:14.713	52.714	19.177	16.932	16.605
11	13:12:06.945	52.232	18.888	16.775	16.569

(288) Cecile MARTINI

1	13:03:28.597	1:07.863	23.830	20.819	23.214
---	--------------	-----------------	---------------	---------------	---------------



Rotax Euro Challenge 2012 Wackersdorf

Rotax Seniors

Wackersdorf 1,275 Km

RACE 9 Qualifying Heat 6 A-C

12.05.2012 13:20


Race (11 Laps) started at 13:22:19

Pos	No.	Name	Nat.	Chassis	Race Team	Laps	Total Tm	Diff	Best Tm	In Lap	km/h	Points
1	254	Harrison SCOTT	GBR	Tonykart	Strawberry Racing	11	9:30.149		51.370	9	89,352	0
2	208	Charlie EASTWOOD	IRL	Formula K	Protrain Racing	11	9:31.763	1.614	51.376	8	89,341	2
3	299	Philip MORIN	SWE	Alonso	Dan Holland Racing	11	9:32.915	2.766	51.206	9	89,638	3
4	221	Jesse LAZARE	CAN	Formula K	Chapman Racing/Protrain	11	9:33.361	3.212	51.458	11	89,199	4
5	224	Aavo TALVAR	EST	Intrepid	Talvar Racing	11	9:35.293	5.144	51.515	9	89,100	5
6	232	James SINGLETON	GBR	CRG	Coles Racing	11	9:35.539	5.390	51.291	9	89,489	6
7	260	Bas de LAAT	NED	Gillard	PDB Racing Team	11	9:36.203	6.054	51.602	8	88,950	7
8	268	Francisco MORA	POR	FA	Cabo do Mundo Kartteam	11	9:36.569	6.420	51.151	9	89,734	8
9	300	Joel AFFOLTER	NED	Gillard	PDB Racing Team	11	9:37.602	7.453	51.254	10	89,554	9
10	270	Santeri VARIS	FIN	Tonykart	JTL Racing	11	9:38.030	7.881	51.590	9	88,971	10
11	261	Stephane KOX	NED	Formula K	Formula K Europe	11	9:38.592	8.443	51.644	10	88,878	11
12	259	Nicolas PICOT	FRA	Sodikart	Kart Pro Racing	11	9:39.397	9.248	51.596	9	88,960	12
13	246	Sabedin Berat TURKER	TUR	Formula K	Protrain Racing	11	9:39.944	9.795	51.715	10	88,756	13
14	272	Jules COUSIN	FRA	FA Kart	DSS Kart	11	9:40.051	9.902	51.470	9	89,178	14
15	216	Bryan EERDEN	NED	Gillard	PDB Racing Team	11	9:40.291	10.142	51.425	10	89,256	15
16	252	Juuso PYKALAINEN	FIN	Tonykart	MPT Racing	11	9:40.606	10.457	51.401	10	89,298	16
17	237	Sten Dorian PIIRIMAGI	EST	Tonykart	Aix Racing Team	11	9:40.805	10.656	51.536	10	89,064	17
18	286	Lukasz BARTOSZUK	POL	Praga	Uniq Racing	11	9:42.683	12.534	51.843	9	88,537	18
19	248	Artem KOROLEV	CAN	Intrepid	Team TKP	11	9:42.948	12.799	51.839	9	88,543	19
20	220	Mathias SMITH	DEN	Kosmic	Star Karting	11	9:43.807	13.658	52.066	9	88,157	20
21	241	Pierre AUVRAY	FRA	FA Kart	DSS Kart	11	9:45.163	15.014	51.742	10	88,709	21
22	306	Kevin KEMMLING	GER	Formula K	Kartschmie.de	11	9:45.369	15.220	51.639	10	88,886	22
23	244	Eva BENES	FRA	Kosmic	PKS	11	9:45.651	15.502	51.689	9	88,800	23
24	233	Manon CHAVAGNE	NED	Topkart	Slangen Karting	11	9:46.192	16.043	51.738	11	88,716	24
25	243	Glenn VAN PARIJS	BEL	Zanardi	Raw Racing Team	11	9:46.772	16.623	51.900	10	88,439	25
26	275	Benjamin KARLOG	DEN	Tonykart	RS Competition	11	9:47.652	17.503	51.942	10	88,368	26
27	205	Sean BABINGTON	GBR	Alonso	Dan Holland Racing	7	6:06.602	4 Laps	51.250	7	89,561	27
28	269	John FRIBERG	SWE	Tonykart	Soda Kart	4	3:54.655	7 Laps	52.225	2	87,889	28
29	240	Petr BEZEL	CZE	MS Kart	MS Kart Racing Team	3	3:41.458	8 Laps	52.366	3	87,652	29

Announcements

These results are provisional until the conclusion of any judicial and technical matters
 Started: 29 Classified: 29 Not classified: 0

Margin of Victory	Ø km/h	Best Lap Tm	km/h	Best Lap by
1.614	88,556	51.151	89,734	268 - Francisco MORA

Timekeeping Ingrid and Meik Wagner:  Clerk of the course Nigel Edwards: www.mylaps.com
 Steward (Chairman) Horst Seidel: Chief Scrutineer Paul Klaassen: Licensed to: Motorsport Events
 Printed: 12.05.2012 13:33:04 posted at: h



Rotax Euro Challenge 2012 Wackersdorf

Rotax Seniors

Wackersdorf 1,275 Km

RACE 9 Qualifying Heat 6 A-C

12.05.2012 13:20

Race (11 Laps) started at 13:22:19

Lap	Time of Day	Lap Tm	S1 Tm	S2 Tm	S3 Tm
(254) Harrison SCOTT					
1	13:23:13.293	53.568	20.010	16.990	16.568
2	13:24:05.549	52.256	18.781	16.922	16.553
3	13:24:57.488	51.939	18.744	16.713	16.482
4	13:25:49.331	51.843	18.658	16.737	16.448
5	13:26:40.982	51.651	18.539	16.669	16.443
6	13:27:32.652	51.670	18.629	16.634	16.407
7	13:28:24.184	51.532	18.558	16.638	16.336
8	13:29:15.642	51.458	18.508	16.606	16.344
9	13:30:07.012	51.370	18.491	16.557	16.322
10	13:30:58.413	51.401	18.518	16.615	16.268
11	13:31:49.797	51.384	18.503	16.608	16.273

Lap	Time of Day	Lap Tm	S1 Tm	S2 Tm	S3 Tm
(208) Charlie EASTWOOD					
1	13:23:13.117	53.469	19.612	17.175	16.682
2	13:24:06.544	53.427	19.126	17.540	16.761
3	13:24:58.495	51.951	18.661	16.773	16.517
4	13:25:50.360	51.865	18.663	16.624	16.578
5	13:26:42.120	51.760	18.601	16.679	16.480
6	13:27:33.783	51.663	18.691	16.596	16.376
7	13:28:25.266	51.483	18.558	16.569	16.356
8	13:29:16.642	51.376	18.525	16.532	16.319
9	13:30:08.123	51.481	18.586	16.529	16.366
10	13:30:59.726	51.603	18.644	16.515	16.444
11	13:31:51.411	51.685	18.712	16.582	16.391

Lap	Time of Day	Lap Tm	S1 Tm	S2 Tm	S3 Tm
(299) Philip MORIN					
1	13:23:13.931	54.038	20.343	17.069	16.626
2	13:24:06.877	52.946	18.650	17.285	17.011
3	13:25:00.471	53.594	19.762	16.860	16.972
4	13:25:52.087	51.616	18.549	16.633	16.434
5	13:26:43.907	51.820	18.733	16.638	16.449
6	13:27:35.384	51.477	18.475	16.582	16.420
7	13:28:26.654	51.270	18.466	16.520	16.284
8	13:29:18.039	51.385	18.389	16.576	16.420
9	13:30:09.245	51.206	18.417	16.508	16.281
10	13:31:01.199	51.954	18.834	16.739	16.381
11	13:31:52.563	51.364	18.514	16.547	16.303

Lap	Time of Day	Lap Tm	S1 Tm	S2 Tm	S3 Tm
(221) Jesse LAZARE					
1	13:23:13.517	53.704	20.110	17.056	16.538
2	13:24:06.287	52.770	18.893	17.237	16.640
3	13:24:58.337	52.050	18.712	16.817	16.521
4	13:25:50.509	52.172	18.983	16.737	16.452
5	13:26:42.486	51.977	18.633	16.843	16.501
6	13:27:34.175	51.689	18.534	16.707	16.448
7	13:28:25.853	51.678	18.479	16.747	16.452
8	13:29:17.438	51.585	18.518	16.629	16.438
9	13:30:09.042	51.604	18.534	16.659	16.411
10	13:31:01.551	52.509	18.946	17.195	16.368
11	13:31:53.009	51.458	18.421	16.647	16.390

Lap	Time of Day	Lap Tm	S1 Tm	S2 Tm	S3 Tm
(224) Aavo TALVAR					
1	13:23:15.877	55.428	21.374	17.362	16.692
2	13:24:08.365	52.488	18.928	16.851	16.709
3	13:25:00.758	52.393	19.128	16.749	16.516
4	13:25:52.696	51.938	18.724	16.725	16.489
5	13:26:44.955	52.259	18.974	16.696	16.589
6	13:27:36.620	51.665	18.677	16.608	16.380
7	13:28:28.170	51.550	18.609	16.552	16.389
8	13:29:19.689	51.519	18.520	16.613	16.386
9	13:30:11.204	51.515	18.602	16.547	16.366
10	13:31:03.169	51.965	18.920	16.624	16.421
11	13:31:54.941	51.772	18.851	16.534	16.387

Lap	Time of Day	Lap Tm	S1 Tm	S2 Tm	S3 Tm
(232) James SINGLETON					
1	13:23:15.778	55.440	21.030	17.629	16.781
2	13:24:08.440	52.662	19.146	16.887	16.629
3	13:25:01.523	53.083	19.674	16.864	16.545
4	13:25:53.594	52.071	18.688	16.754	16.629
5	13:26:45.388	51.794	18.582	16.659	16.553
6	13:27:37.223	51.835	18.615	16.625	16.595

Lap	Time of Day	Lap Tm	S1 Tm	S2 Tm	S3 Tm
7	13:28:29.038	51.815	18.815	16.565	16.435
8	13:29:20.504	51.466	18.574	16.538	16.354
9	13:30:11.795	51.291	18.464	16.513	16.314
10	13:31:03.566	51.771	18.636	16.596	16.539
11	13:31:55.187	51.621	18.799	16.483	16.339

Lap	Time of Day	Lap Tm	S1 Tm	S2 Tm	S3 Tm
(260) Bas de LAAT					
1	13:23:14.749	54.827	20.717	17.042	17.068
2	13:24:07.080	52.331	18.720	16.812	16.799
3	13:25:00.151	53.071	19.424	16.872	16.775
4	13:25:52.154	52.003	18.645	16.693	16.665
5	13:26:44.375	52.221	18.894	16.834	16.493
6	13:27:36.318	51.943	18.704	16.759	16.480
7	13:28:27.972	51.654	18.549	16.703	16.402
8	13:29:19.574	51.602	18.569	16.606	16.427
9	13:30:11.451	51.877	18.876	16.611	16.390
10	13:31:03.763	52.312	18.830	16.620	16.862
11	13:31:55.851	52.088	19.083	16.650	16.355

Lap	Time of Day	Lap Tm	S1 Tm	S2 Tm	S3 Tm
(268) Francisco MORA					
1	13:23:17.945	57.348	22.665	17.582	17.101
2	13:24:10.352	52.407	18.774	16.793	16.840
3	13:25:02.231	51.879	18.635	16.735	16.509
4	13:25:54.243	52.012	18.578	16.775	16.659
5	13:26:45.821	51.578	18.613	16.537	16.428
6	13:27:37.821	52.000	18.461	16.949	16.590
7	13:28:30.292	52.471	19.015	16.617	16.839
8	13:29:22.386	52.094	18.825	16.877	16.392
9	13:30:13.537	51.151	18.333	16.499	16.319
10	13:31:04.946	51.409	18.501	16.516	16.392
11	13:31:56.217	51.271	18.443	16.470	16.358

Lap	Time of Day	Lap Tm	S1 Tm	S2 Tm	S3 Tm
(300) Joel AFFOLTER					
1	13:23:19.707	58.778	23.629	18.056	17.093
2	13:24:12.235	52.528	19.171	16.796	16.561
3	13:25:04.223	51.988	18.945	16.622	16.421
4	13:25:56.021	51.798	18.841	16.556	16.401
5	13:26:47.536	51.515	18.616	16.522	16.377
6	13:27:39.116	51.580	18.514	16.721	16.345
7	13:28:31.093	51.977	18.530	16.803	16.644
8	13:29:22.729	51.636	18.555	16.543	16.538
9	13:30:14.085	51.356	18.498	16.529	16.329
10	13:31:05.339	51.254	18.427	16.517	16.310
11	13:31:57.250	51.911	19.030	16.591	16.290

Lap	Time of Day	Lap Tm	S1 Tm	S2 Tm	S3 Tm
(270) Santeri VARIS					
1	13:23:16.181	55.650	21.368	17.525	16.757
2	13:24:08.692	52.511	18.979	16.931	16.601
3	13:25:01.411	52.719	19.279	16.802	16.638
4	13:25:53.457	52.046	18.675	16.762	16.609
5	13:26:45.491	52.034	18.572	16.669	16.793
6	13:27:37.912	52.421	19.055	16.876	16.490
7	13:28:30.128	52.216	18.761	16.675	16.780
8	13:29:21.729	51.601	18.537	16.717	16.347
9	13:30:13.319	51.590	18.589	16.663	16.338
10	13:31:05.452	52.133	18.909	16.640	16.584
11	13:31:57.678	52.226	19.113	16.724	16.389

Lap	Time of Day	Lap Tm	S1 Tm	S2 Tm	S3 Tm
(261) Stephane KOX					
1	13:23:16.636	56.265	21.956	17.556	16.753
2	13:24:09.071	52.435	18.846	16.970	16.619
3	13:25:01.903	52.832	19.158	17.077	16.597
4	13:25:54.100	52.197	18.702	16.872	16.623
5	13:26:46.420	52.320	19.012	16.808	16.500
6	13:27:38.271	51.851	18.656	16.717	16.478
7	13:28:30.396	52.125	18.943	16.712	16.470
8	13:29:22.568	52.172	18.677	16.786	16.709
9	13:30:14.690	52.122	18.910	16.828	16.384
10	13:31:06.334	51.644	18.602	16.640	16.402
11	13:31:58.240	51.906	18.805	16.710	16.391

Lap	Time of Day	Lap Tm	S1 Tm	S2 Tm	S3 Tm
(259) Nicolas PICOT					
1	13:23:16.499	55.835	21.264	17.534	17.037



Rotax Euro Challenge 2012 Wackersdorf

Rotax Seniors

Wackersdorf 1,275 Km

RACE 9 Qualifying Heat 6 A-C

12.05.2012 13:20

Race (11 Laps) started at 13:22:19

Lap	Time of Day	Lap Tm	S1 Tm	S2 Tm	S3 Tm	Lap	Time of Day	Lap Tm	S1 Tm	S2 Tm	S3 Tm
2	13:24:09.693	53.194	19.123	17.032	17.039	10	13:31:08.742	51.536	18.621	16.568	16.347
3	13:25:02.123	52.430	18.945	16.895	16.590	11	13:32:00.453	51.711	18.495	16.771	16.445
4	13:25:54.378	52.255	18.886	16.810	16.559	(286) Lukasz BARTOSZUK					
5	13:26:46.769	52.391	18.944	17.007	16.440	1	13:23:18.124	56.927	22.297	17.554	17.076
6	13:27:38.764	51.995	18.676	16.836	16.483	2	13:24:10.989	52.865	19.032	17.183	16.650
7	13:28:31.323	52.559	18.755	17.049	16.755	3	13:25:03.474	52.485	18.886	16.893	16.706
8	13:29:23.334	52.011	18.764	16.853	16.394	4	13:25:55.724	52.250	18.906	16.754	16.590
9	13:30:14.930	51.596	18.586	16.683	16.327	5	13:26:48.586	52.862	19.293	16.895	16.674
10	13:31:06.748	51.818	18.749	16.770	16.299	6	13:27:40.915	52.329	18.774	16.862	16.693
11	13:31:59.045	52.297	19.084	16.837	16.376	7	13:28:34.107	53.192	18.857	17.022	17.313
(246) Sabedin Berat TURKER						8	13:29:25.955	51.848	18.622	16.718	16.508
1	13:23:17.210	56.679	22.294	17.605	16.780	9	13:30:17.798	51.843	18.639	16.716	16.488
2	13:24:10.549	53.339	18.871	17.270	17.198	10	13:31:09.803	52.005	18.774	16.748	16.483
3	13:25:02.887	52.338	18.760	16.972	16.606	11	13:32:02.331	52.528	18.988	16.869	16.671
4	13:25:55.035	52.148	18.685	16.867	16.596	(248) Artem KOROLEV					
5	13:26:47.115	52.080	18.708	16.830	16.542	1	13:23:19.521	57.882	23.178	17.625	17.079
6	13:27:39.461	52.346	18.664	17.021	16.661	2	13:24:13.267	53.746	19.981	16.976	16.789
7	13:28:31.551	52.090	18.547	16.714	16.829	3	13:25:05.577	52.310	19.037	16.729	16.544
8	13:29:23.606	52.055	18.682	16.944	16.429	4	13:25:57.746	52.169	18.826	16.716	16.627
9	13:30:15.387	51.781	18.511	16.839	16.431	5	13:26:50.192	52.446	19.096	16.741	16.609
10	13:31:07.102	51.715	18.579	16.783	16.353	6	13:27:42.334	52.142	18.916	16.653	16.573
11	13:31:59.592	52.490	19.044	16.833	16.613	7	13:28:34.392	52.058	18.735	16.778	16.545
(272) Jules COUSIN						8	13:29:26.459	52.067	18.727	16.723	16.617
1	13:23:16.940	56.148	21.825	17.388	16.935	9	13:30:18.298	51.839	18.681	16.695	16.463
2	13:24:09.879	52.939	18.808	17.056	17.075	10	13:31:10.327	52.029	18.853	16.702	16.474
3	13:25:02.507	52.628	19.280	16.823	16.525	11	13:32:02.596	52.269	18.860	16.876	16.533
4	13:25:54.510	52.003	18.694	16.814	16.495	(220) Mathias SMITH					
5	13:26:46.676	52.166	18.867	16.765	16.534	1	13:23:17.701	56.911	22.196	17.705	17.010
6	13:27:38.469	51.793	18.615	16.696	16.482	2	13:24:10.846	53.145	19.259	17.099	16.787
7	13:28:30.814	52.345	18.857	16.853	16.635	3	13:25:04.078	53.232	19.136	17.074	17.022
8	13:29:24.083	53.269	19.165	17.642	16.462	4	13:25:57.180	53.102	19.217	16.942	16.943
9	13:30:15.553	51.470	18.530	16.588	16.352	5	13:26:49.734	52.554	19.058	16.830	16.666
10	13:31:07.291	51.738	18.583	16.827	16.328	6	13:27:42.072	52.338	18.920	16.783	16.635
11	13:31:59.699	52.408	19.121	16.697	16.590	7	13:28:34.659	52.587	18.831	17.034	16.722
(216) Bryan EERDEN						8	13:29:26.848	52.189	18.820	16.837	16.532
1	13:23:14.682	54.576	20.768	17.077	16.731	9	13:30:18.914	52.066	18.769	16.727	16.570
2	13:24:06.983	52.301	18.550	16.854	16.897	10	13:31:11.049	52.135	18.828	16.749	16.558
3	13:25:00.350	53.367	19.225	16.826	17.316	11	13:32:03.455	52.406	18.935	16.906	16.565
4	13:25:52.799	52.449	18.897	16.784	16.768	(241) Pierre AUVRAY					
5	13:26:45.012	52.213	18.739	16.665	16.809	1	13:23:21.000	59.918	24.316	18.194	17.408
6	13:27:37.292	52.280	18.794	16.681	16.805	2	13:24:14.323	53.323	19.330	17.142	16.851
7	13:28:29.267	51.975	18.875	16.650	16.450	3	13:25:07.520	53.197	18.889	17.328	16.980
8	13:29:20.716	51.449	18.515	16.565	16.369	4	13:26:00.625	53.105	19.412	17.076	16.617
9	13:30:12.220	51.504	18.482	16.664	16.358	5	13:26:52.724	52.099	18.688	16.819	16.592
10	13:31:03.645	51.425	18.496	16.509	16.420	6	13:27:45.062	52.338	19.104	16.720	16.514
11	13:31:59.939	56.294	22.991	16.797	16.506	7	13:28:37.176	52.114	18.934	16.761	16.419
(252) Juuso PYKALAINEN						8	13:29:29.361	52.185	18.904	16.768	16.513
1	13:23:19.806	59.114	24.357	17.722	17.035	9	13:30:21.175	51.814	18.638	16.716	16.460
2	13:24:13.074	53.268	19.410	17.027	16.831	10	13:31:12.917	51.742	18.698	16.657	16.387
3	13:25:05.252	52.178	18.849	16.822	16.507	11	13:32:04.811	51.894	18.569	16.720	16.605
4	13:25:57.375	52.123	18.484	16.725	16.914	(306) Kevin KEMMLING					
5	13:26:49.199	51.824	18.660	16.737	16.427	1	13:23:19.981	58.784	23.984	17.718	17.082
6	13:27:41.006	51.807	18.689	16.666	16.452	2	13:24:13.749	53.768	19.217	17.486	17.065
7	13:28:33.696	52.690	19.145	16.972	16.573	3	13:25:06.988	53.239	19.157	17.098	16.984
8	13:29:25.449	51.753	18.651	16.685	16.417	4	13:25:59.958	52.970	19.297	16.859	16.814
9	13:30:16.987	51.538	18.444	16.690	16.404	5	13:26:52.449	52.491	18.580	17.072	16.839
10	13:31:08.388	51.401	18.454	16.609	16.338	6	13:27:44.968	52.519	18.880	16.963	16.676
11	13:32:00.254	51.866	18.513	16.754	16.599	7	13:28:36.905	51.937	18.726	16.738	16.473
(237) Sten Dorian PIIRIMAGI						8	13:29:29.597	52.692	19.412	16.758	16.522
1	13:23:18.199	57.323	23.005	17.334	16.984	9	13:30:21.494	51.897	18.395	17.062	16.440
2	13:24:11.172	52.973	19.241	17.046	16.686	10	13:31:13.133	51.639	18.322	16.961	16.356
3	13:25:03.949	52.777	19.052	16.947	16.778	11	13:32:05.017	51.884	18.663	16.800	16.421
4	13:25:56.156	52.207	18.762	16.693	16.752	(244) Eva BENES					
5	13:26:48.645	52.489	18.999	16.844	16.646	1	13:23:20.087	58.565	23.793	17.825	16.947
6	13:27:41.214	52.569	18.911	16.801	16.857	2	13:24:13.728	53.641	19.839	16.984	16.818
7	13:28:33.435	52.221	18.720	16.985	16.516	3	13:25:07.107	53.379	19.362	17.135	16.882
8	13:29:25.216	51.781	18.632	16.732	16.417	4	13:26:00.357	53.250	19.807	16.797	16.646
9	13:30:17.206	51.990	18.934	16.661	16.395						



Rotax Euro Challenge 2012 Wackersdorf

Rotax Seniors

Wackersdorf 1,275 Km

RACE 9 Qualifying Heat 6 A-C

12.05.2012 13:20

Race (11 Laps) started at 13:22:19

Lap	Time of Day	Lap Tm	S1 Tm	S2 Tm	S3 Tm
5	13:26:53.044	52.687	18.790	17.248	16.649
6	13:27:45.321	52.277	18.927	16.809	16.541
7	13:28:37.404	52.083	18.876	16.678	16.529
8	13:29:30.010	52.606	19.328	16.807	16.471
9	13:30:21.699	51.689	18.583	16.665	16.441
10	13:31:13.517	51.818	18.791	16.596	16.431
11	13:32:05.299	51.782	18.643	16.744	16.395

(233) Manon CHAVAGNE

1	13:23:18.908	57.857	23.406	17.516	16.935
2	13:24:12.874	53.966	20.152	17.066	16.748
3	13:25:06.857	53.983	20.022	17.222	16.739
4	13:26:01.614	54.757	20.351	17.816	16.590
5	13:26:54.033	52.419	18.761	16.980	16.678
6	13:27:46.102	52.069	18.768	16.759	16.542
7	13:28:38.021	51.919	18.672	16.783	16.464
8	13:29:30.237	52.216	18.967	16.740	16.509
9	13:30:22.237	52.000	18.660	16.813	16.527
10	13:31:14.102	51.865	18.701	16.747	16.417
11	13:32:05.840	51.738	18.564	16.743	16.431

(243) Glenn VAN PARIJS

1	13:23:18.978	57.437	23.071	17.590	16.776
2	13:24:12.010	53.032	19.452	16.954	16.626
3	13:25:04.776	52.766	19.377	16.842	16.547
4	13:25:57.613	52.837	19.331	16.725	16.781
5	13:26:52.565	54.952	21.007	17.106	16.839
6	13:27:45.472	52.907	19.555	16.836	16.516
7	13:28:37.681	52.209	18.903	16.807	16.499
8	13:29:30.483	52.802	19.410	16.868	16.524
9	13:30:22.484	52.001	18.854	16.730	16.417
10	13:31:14.384	51.900	18.675	16.757	16.468
11	13:32:06.420	52.036	18.880	16.728	16.428

(275) Benjamin KARLOG

1	13:23:20.547	58.512	23.475	17.939	17.098
2	13:24:14.602	54.055	19.645	17.118	17.292
3	13:25:07.741	53.139	19.304	17.032	16.803
4	13:26:00.824	53.083	19.414	17.095	16.574
5	13:26:54.700	53.876	19.425	17.768	16.683
6	13:27:46.882	52.182	18.743	16.833	16.606
7	13:28:39.062	52.180	18.687	16.865	16.628
8	13:29:31.179	52.117	18.765	16.839	16.513
9	13:30:23.377	52.198	18.708	16.945	16.545
10	13:31:15.319	51.942	18.644	16.828	16.470
11	13:32:07.300	51.981	18.647	16.810	16.524

(205) Sean BABINGTON

1	13:23:15.230	55.510	20.758	17.042	17.710
2	13:24:07.202	51.972	18.710	16.729	16.533
3	13:24:59.979	52.777	19.194	16.813	16.770
4	13:25:51.771	51.792	18.699	16.598	16.495
5	13:26:43.425	51.654	18.571	16.652	16.431
6	13:27:35.000	51.575	18.526	16.622	16.427
7	13:28:26.250	51.250	18.406	16.542	16.302

(269) John FRIBERG

1	13:23:22.652	1:02.401	23.679	21.691	17.031
2	13:24:14.877	52.225	18.815	16.844	16.566
3	13:25:07.425	52.548	18.793	16.988	16.767
4	13:26:14.303	1:06.878	19.548	22.642	20.228

(240) Petr BEZEL

1	13:23:33.787	1:13.567	20.958	22.046	30.563
2	13:25:08.740	1:34.953	1:01.497	16.959	16.497
3	13:26:01.106	52.366	18.826	17.021	16.519



Rotax Euro Challenge 2012 Wackersdorf

Rotax Seniors Wackersdorf 1,275 Km

RACE 12 Qualifying Heat 7 B-E **-NEW-** 12.05.2012 14:20

Race (11 Laps) started at 14:22:15

Pos	No.	Name	Nat.	Chassis	Race Team	Laps	Total Tm	Diff	Best Tm	In Lap	km/h	Points
1	222	Pierce LEHANE	AUS	Alonso	Dan Holland Racing	11	9:25.340		51.053	7	89,907	0
2	236	Andy KING	GBR	Tonykart	Strawberry Racing	11	9:28.255	2.915	51.235	8	89,587	2
3	234	Ash HAND	GBR	Tonykart	Strawberry Racing	11	9:28.491	3.151	51.069	9	89,878	3
4	250	Ludvig MORIN	SWE	Kosmic	Paul Carr Racing	11	9:29.835	4.495	51.080	8	89,859	4
5	213	Thomas BENISRI	FRA	Sodikart	Win Max	11	9:30.175	4.835	51.056	9	89,901	5
6	212	Jiri FORMAN	GBR	MS Kart	MS Kart Racing Team	11	9:30.292	4.952	51.169	7	89,703	6
7	214	Michael COOL	BEL	Tonykart	Bouvin Power	11	9:31.029	5.689	51.294	9	89,484	7
8	301	Jonathan JOHANSSON	SWE	Gillard	PDB Racing Team	11	9:31.270	5.930	51.321	9	89,437	8
9	296	Josh HART	NZL	Birel	Kalman Motorsport	11	9:32.973	7.633	51.400	9	89,300	9
10	293	Sandor JAKAB	SVK	Birel	Kalman Motorsport	11	9:33.086	7.746	51.178	6	89,687	10
11	207	Ferenc KANCSAR	AUT	Birel	Kalman Motorsport	11	9:33.261	7.921	51.035	8	89,938	11
12	223	Jacob NIELSEN	DEN	Kosmic	Star Karting	11	9:35.174	9.834	51.283	10	89,503	12
13	217	Glen VAN DROOGENBROEC	BEL	Tonykart	Bouvin Power	11	9:35.376	10.036	51.220	8	89,613	13
14	258	Mikkel JOHNSEN	DEN	Intrepid	DMT Racing	11	9:38.593	13.253	51.108	8	89,810	14
15	227	Matija JURKOVIC	SLO	Formula K	MLM Racing KK	11	9:38.662	13.322	51.483	9	89,156	15
16	257	Ebba GRANDIN	SWE	Kosmic	Soda Kart	11	9:40.507	15.167	51.423	5	89,260	16
17	255	Moritz OBERHEIM	GER	LH Kart	Matis Motorsport	11	9:41.152	15.812	51.536	5	89,064	17
18	266	Petr FULIN	CZE	MS Kart	MS Kart Racing Team	11	9:42.229	16.889	51.321	10	89,437	18
19	271	Christopher FRIEDRICH	GER	Praga	M-Tec/Praga Racing	11	9:42.251	16.911	51.300	9	89,474	19
20	288	Cecile MARTINI	FRA	Sodikart	Martini Racing	11	9:42.365	17.025	51.617	4	88,924	20
21	284	Oliver MYERS	GBR	Tonykart	Coles Racing	11	9:43.754	18.414	51.769	9	88,663	21
22	226	Erik STILLMANN	SWE	Sodikart	Wallberg Motorsport	11	9:44.326	18.986	51.443	5	89,225	22
23	245	Hubert PETIT	FRA	Sodikart	Sodikart Junior Team	11	9:46.066	20.726	51.267	9	89,531	23
24	230	Charlie TURNER	GBR	CRG	Coles Racing	11	9:47.692	22.352	51.561	9	89,021	24
25	225	Jeremie LESOUDIER	FRA	Kosmic	PKS	11	9:50.469	25.129	51.191	9	89,664	25
26	267	Max RENBERG	SWE	Tonykart	Soda Kart	11	10:09.864	44.524	52.191	8	87,946	26
27	242	Miroslav KOVAR	CZE	MS Kart	MS Kart Racing Team	2	1:52.946	9 Laps	54.264	2	84,586	27
28	302	Kevin MINIER	FRA	Tonykart	MD Competition		1.429	11 Laps		0	-	28
Not classified												
DNS	304	Oliver NORRIS	GBR	Tonykart	RL Racing Dept Ltd			DNS		0	-	31

Announcements

These results are provisional until the conclusion of any judicial and technical matters
 No. 284 warning board
 Started: 28 Classified: 28 Not classified: 0
 No. 225 time penalty 10 sec. / reason unfair driving

Margin of Victory	Ø km/h	Best Lap Tm	km/h	Best Lap by
2.915	89,309	51.035	89,938	207 - Ferenc KANCSAR

Timekeeping Ingrid and Meik Wagner: Clerk of the course Nigel Edwards: www.mylaps.com
 Steward (Chairman) Horst Seidel: Chief Scrutineer Paul Klaassen: Licensed to: Motorsport Events
 Printed: 12.05.2012 18:05:39 posted at: h



Rotax Euro Challenge 2012 Wackersdorf

Rotax Seniors

Wackersdorf 1,275 Km

RACE 12 Qualifying Heat 7 B-E

12.05.2012 14:20

Race (11 Laps) started at 14:22:15

Lap	Time of Day	Lap Tm	S1 Tm	S2 Tm	S3 Tm	Lap	Time of Day	Lap Tm	S1 Tm	S2 Tm	S3 Tm
(222) Pierce LEHANE						7	14:28:18.031	51.169	18.412	16.475	16.282
1	14:23:08.313	52.912	19.542	16.954	16.416	8	14:29:09.247	51.216	18.440	16.505	16.271
2	14:23:59.900	51.587	18.565	16.681	16.341	9	14:30:00.958	51.711	18.416	16.495	16.800
3	14:24:51.317	51.417	18.502	16.592	16.323	10	14:30:53.959	53.001	19.686	16.830	16.485
4	14:25:42.661	51.344	18.412	16.618	16.314	11	14:31:45.693	51.734	18.903	16.554	16.277
5	14:26:33.862	51.201	18.392	16.510	16.299	(214) Michael COOL					
6	14:27:25.066	51.204	18.383	16.547	16.274	1	14:23:09.029	53.512	19.940	17.061	16.511
7	14:28:16.119	51.053	18.353	16.514	16.186	2	14:24:00.698	51.669	18.453	16.779	16.437
8	14:29:07.263	51.144	18.414	16.509	16.221	3	14:24:52.266	51.568	18.418	16.779	16.371
9	14:29:58.329	51.066	18.411	16.468	16.187	4	14:25:43.747	51.481	18.427	16.716	16.338
10	14:30:49.526	51.197	18.467	16.448	16.282	5	14:26:36.008	52.261	18.830	16.689	16.742
11	14:31:40.741	51.215	18.457	16.508	16.250	6	14:27:28.191	52.183	18.807	16.988	16.388
(236) Andy KING						7	14:28:19.543	51.352	18.363	16.661	16.328
1	14:23:08.593	53.122	19.728	16.974	16.420	8	14:29:11.080	51.537	18.392	16.544	16.601
2	14:24:00.371	51.778	18.593	16.769	16.416	9	14:30:02.374	51.294	18.482	16.546	16.266
3	14:24:51.977	51.606	18.544	16.658	16.404	10	14:30:54.172	51.798	18.481	16.747	16.570
4	14:25:43.505	51.528	18.484	16.593	16.451	11	14:31:46.430	52.258	18.960	16.760	16.538
5	14:26:34.930	51.425	18.556	16.541	16.328	(301) Jonathan JOHANSSON					
6	14:27:26.396	51.466	18.521	16.598	16.347	1	14:23:09.561	53.886	20.254	17.127	16.505
7	14:28:17.810	51.414	18.454	16.607	16.353	2	14:24:02.042	52.481	19.364	16.777	16.340
8	14:29:09.045	51.235	18.441	16.484	16.310	3	14:24:53.455	51.413	18.516	16.574	16.323
9	14:30:00.743	51.698	18.709	16.544	16.445	4	14:25:44.794	51.339	18.509	16.551	16.279
10	14:30:52.345	51.602	18.816	16.512	16.274	5	14:26:36.228	51.434	18.435	16.627	16.372
11	14:31:43.656	51.311	18.535	16.485	16.291	6	14:27:28.705	52.477	18.978	16.764	16.735
(234) Ash HAND						7	14:28:20.268	51.563	18.780	16.493	16.290
1	14:23:09.694	53.914	20.412	16.967	16.535	8	14:29:11.682	51.414	18.490	16.653	16.271
2	14:24:01.509	51.815	18.839	16.614	16.362	9	14:30:03.003	51.321	18.606	16.464	16.251
3	14:24:52.947	51.438	18.505	16.694	16.239	10	14:30:54.426	51.423	18.522	16.580	16.321
4	14:25:44.357	51.410	18.420	16.608	16.382	11	14:31:46.671	52.245	18.857	16.836	16.552
5	14:26:35.850	51.493	18.412	16.705	16.376	(296) Josh HART					
6	14:27:27.201	51.351	18.641	16.476	16.234	1	14:23:10.371	54.606	20.817	16.969	16.820
7	14:28:18.556	51.355	18.395	16.635	16.325	2	14:24:02.581	52.210	19.136	16.766	16.308
8	14:29:09.774	51.218	18.441	16.551	16.226	3	14:24:54.262	51.681	18.637	16.672	16.372
9	14:30:00.843	51.069	18.375	16.447	16.247	4	14:25:46.024	51.762	18.850	16.591	16.321
10	14:30:52.707	51.864	19.132	16.497	16.235	5	14:26:37.502	51.478	18.507	16.578	16.393
11	14:31:43.892	51.185	18.421	16.558	16.206	6	14:27:29.020	51.518	18.558	16.613	16.347
(250) Ludvig MORIN						7	14:28:20.671	51.651	18.657	16.614	16.380
1	14:23:10.245	54.405	20.865	17.011	16.529	8	14:29:12.502	51.831	18.817	16.665	16.349
2	14:24:02.428	52.183	19.007	16.702	16.474	9	14:30:03.902	51.400	18.608	16.509	16.283
3	14:24:53.938	51.510	18.604	16.644	16.262	10	14:30:55.345	51.443	18.651	16.481	16.211
4	14:25:45.297	51.359	18.420	16.542	16.397	11	14:31:48.374	53.029	18.714	16.789	17.526
5	14:26:36.465	51.168	18.430	16.524	16.214	(293) Sandor JAKAB					
6	14:27:27.938	51.473	18.457	16.680	16.336	1	14:23:11.435	55.431	21.598	17.117	16.716
7	14:28:19.120	51.182	18.411	16.529	16.242	2	14:24:03.874	52.439	18.973	16.964	16.502
8	14:29:10.200	51.080	18.375	16.532	16.173	3	14:24:55.475	51.601	18.536	16.654	16.411
9	14:30:01.322	51.122	18.374	16.425	16.323	4	14:25:46.958	51.483	18.475	16.687	16.321
10	14:30:53.684	52.362	19.001	16.933	16.428	5	14:26:38.414	51.456	18.486	16.671	16.299
11	14:31:45.236	51.552	18.690	16.538	16.324	6	14:27:29.592	51.178	18.386	16.604	16.188
(213) Thomas BENISRI						7	14:28:20.855	51.263	18.438	16.570	16.255
1	14:23:10.001	54.320	20.658	16.978	16.684	8	14:29:12.682	51.827	18.742	16.726	16.359
2	14:24:02.810	52.809	19.665	16.808	16.336	9	14:30:04.480	51.798	18.553	16.847	16.398
3	14:24:54.405	51.595	18.520	16.791	16.284	10	14:30:56.273	51.793	19.006	16.584	16.203
4	14:25:45.832	51.427	18.493	16.598	16.336	11	14:31:48.487	52.214	18.375	16.596	17.243
5	14:26:37.130	51.298	18.386	16.628	16.284	(207) Ferenc KANCSAR					
6	14:27:28.613	51.483	18.304	16.660	16.519	1	14:23:11.504	55.427	21.660	17.179	16.588
7	14:28:19.890	51.277	18.490	16.503	16.284	2	14:24:03.484	51.980	18.720	16.874	16.386
8	14:29:10.959	51.069	18.277	16.489	16.303	3	14:24:55.997	52.513	19.639	16.634	16.240
9	14:30:02.015	51.056	18.348	16.442	16.266	4	14:25:47.856	51.859	18.790	16.640	16.429
10	14:30:53.787	51.772	18.523	16.625	16.624	5	14:26:39.747	51.891	18.776	16.650	16.465
11	14:31:45.576	51.789	18.874	16.541	16.374	6	14:27:31.004	51.257	18.399	16.590	16.268
(212) Jiri FORMAN						7	14:28:22.105	51.101	18.324	16.528	16.249
1	14:23:09.181	53.577	20.008	17.130	16.439	8	14:29:13.140	51.035	18.373	16.489	16.173
2	14:24:00.828	51.647	18.541	16.785	16.321	9	14:30:04.594	51.454	18.293	16.529	16.632
3	14:24:52.368	51.540	18.477	16.720	16.343	10	14:30:55.870	51.276	18.512	16.541	16.223
4	14:25:43.928	51.560	18.498	16.742	16.320	11	14:31:48.662	52.792	18.295	16.787	17.710
5	14:26:35.448	51.520	18.468	16.628	16.424	(223) Jacob NIELSEN					
6	14:27:26.862	51.414	18.570	16.521	16.323	1	14:23:11.843	55.344	21.679	17.157	16.508



Rotax Euro Challenge 2012 Wackersdorf

Rotax Seniors

Wackersdorf 1,275 Km

RACE 12 Qualifying Heat 7 B-E

12.05.2012 14:20

Race (11 Laps) started at 14:22:15

Lap	Time of Day	Lap Tm	S1 Tm	S2 Tm	S3 Tm	Lap	Time of Day	Lap Tm	S1 Tm	S2 Tm	S3 Tm
2	14:24:04.857	53.014	19.798	16.873	16.343	10	14:31:02.255	51.828	18.688	16.645	16.495
3	14:24:56.605	51.748	18.793	16.668	16.287	11	14:31:55.908	53.653	19.827	16.900	16.926
4	14:25:48.428	51.823	18.492	16.716	16.615	(255) Moritz OBERHEIM					
5	14:26:40.124	51.696	18.748	16.604	16.344	1	14:23:13.143	55.442	21.223	17.677	16.542
6	14:27:31.942	51.818	18.943	16.541	16.334	2	14:24:06.846	53.703	19.000	18.264	16.439
7	14:28:23.480	51.538	18.537	16.577	16.424	3	14:24:58.390	51.544	18.624	16.546	16.374
8	14:29:14.951	51.471	18.542	16.483	16.446	4	14:25:50.464	52.074	18.777	16.561	16.736
9	14:30:07.313	52.362	19.309	16.742	16.311	5	14:26:42.000	51.536	18.606	16.487	16.443
10	14:30:58.596	51.283	18.481	16.559	16.243	6	14:27:33.782	51.782	18.663	16.661	16.458
11	14:31:50.575	51.979	18.802	16.580	16.597	7	14:28:28.910	55.128	21.306	17.281	16.541
(217) Glen VAN DROOGENBROECK						8	14:29:20.459	51.549	18.626	16.549	16.374
1	14:23:11.571	55.660	21.530	17.098	17.032	9	14:30:12.166	51.707	18.644	16.620	16.443
2	14:24:04.033	52.462	19.251	16.788	16.423	10	14:31:04.098	51.932	18.811	16.635	16.486
3	14:24:55.694	51.661	18.740	16.715	16.206	11	14:31:56.553	52.455	18.991	16.749	16.715
4	14:25:47.692	51.998	18.847	16.709	16.442	(266) Petr FULIN					
5	14:26:39.930	52.238	18.810	16.628	16.800	1	14:23:10.810	54.592	20.987	17.086	16.519
6	14:27:32.631	52.701	19.547	16.732	16.422	2	14:24:03.632	52.822	19.094	17.072	16.656
7	14:28:24.015	51.384	18.440	16.619	16.325	3	14:24:55.348	51.716	18.552	16.622	16.542
8	14:29:15.235	51.220	18.452	16.556	16.212	4	14:25:47.966	52.618	18.943	16.804	16.871
9	14:30:06.932	51.697	18.857	16.536	16.304	5	14:26:40.656	52.690	19.077	17.141	16.472
10	14:30:58.419	51.487	18.626	16.576	16.285	6	14:27:33.560	52.904	19.224	17.217	16.463
11	14:31:50.777	52.358	19.216	16.527	16.615	7	14:28:25.819	52.259	19.110	16.803	16.346
(258) Mikkel JOHNSEN						8	14:29:17.181	51.362	18.413	16.611	16.338
1	14:23:12.534	56.242	22.278	17.349	16.615	9	14:30:13.856	56.675	18.918	16.743	21.014
2	14:24:05.948	53.414	19.499	17.538	16.377	10	14:31:05.177	51.321	18.563	16.575	16.183
3	14:24:57.488	51.540	18.575	16.686	16.279	11	14:31:57.630	52.453	18.665	16.903	16.885
4	14:25:48.785	51.297	18.424	16.560	16.313	(271) Christopher FRIEDRICH					
5	14:26:40.737	51.952	18.570	16.619	16.763	1	14:23:11.687	55.630	21.932	17.129	16.569
6	14:27:33.481	52.744	19.359	16.775	16.610	2	14:24:04.530	52.843	19.705	16.787	16.351
7	14:28:26.228	52.747	19.649	16.705	16.393	3	14:24:56.263	51.733	18.846	16.619	16.268
8	14:29:17.336	51.108	18.398	16.472	16.238	4	14:25:48.211	51.948	18.632	16.785	16.531
9	14:30:09.982	52.646	18.799	16.866	16.981	5	14:26:41.215	53.004	19.680	16.696	16.628
10	14:31:01.913	51.931	18.980	16.661	16.290	6	14:27:34.696	53.481	19.464	16.975	17.042
11	14:31:53.994	52.081	18.907	16.797	16.377	7	14:28:26.920	52.224	18.914	16.759	16.551
(227) Matija JURKOVIC						8	14:29:19.441	52.521	19.663	16.594	16.264
1	14:23:13.886	57.449	22.117	18.658	16.674	9	14:30:10.741	51.300	18.503	16.543	16.254
2	14:24:07.692	53.806	19.558	17.597	16.651	10	14:31:02.333	51.592	18.535	16.648	16.409
3	14:24:59.406	51.714	18.666	16.728	16.320	11	14:31:57.652	55.319	18.886	19.183	17.250
4	14:25:51.135	51.729	18.527	16.708	16.494	(288) Cecile MARTINI					
5	14:26:43.402	52.267	19.099	16.628	16.540	1	14:23:16.255	59.216	25.410	17.230	16.576
6	14:27:35.174	51.772	18.785	16.647	16.340	2	14:24:08.559	52.304	18.951	16.877	16.476
7	14:28:27.033	51.859	18.574	16.815	16.470	3	14:25:01.601	53.042	19.016	17.466	16.560
8	14:29:18.627	51.594	18.849	16.483	16.262	4	14:25:53.218	51.617	18.633	16.693	16.291
9	14:30:10.110	51.483	18.572	16.508	16.403	5	14:26:44.905	51.687	18.785	16.632	16.270
10	14:31:01.705	51.595	18.606	16.625	16.364	6	14:27:36.836	51.931	18.775	16.729	16.427
11	14:31:54.063	52.358	19.276	16.866	16.216	7	14:28:29.511	52.675	18.866	17.185	16.624
(225) Jeremie LESOUDIER						8	14:29:21.439	51.928	18.858	16.801	16.269
1	14:23:12.127	55.762	22.058	17.220	16.484	9	14:30:13.121	51.682	18.796	16.511	16.375
2	14:24:05.161	53.034	19.730	16.892	16.412	10	14:31:04.825	51.704	18.765	16.690	16.249
3	14:24:57.059	51.898	18.833	16.679	16.386	11	14:31:57.766	52.941	19.297	17.076	16.568
4	14:25:48.588	51.529	18.415	16.695	16.419	(284) Oliver MYERS					
5	14:26:40.908	52.320	19.011	16.817	16.492	1	14:23:13.385	57.172	22.504	18.163	16.505
6	14:27:33.950	53.042	19.522	17.021	16.499	2	14:24:06.351	52.966	19.106	17.383	16.477
7	14:28:28.510	54.560	20.062	17.887	16.611	3	14:24:58.234	51.883	18.705	16.752	16.426
8	14:29:20.044	51.534	18.658	16.581	16.295	4	14:25:51.242	53.008	18.737	16.877	17.394
9	14:30:11.235	51.191	18.438	16.536	16.217	5	14:26:43.495	52.253	18.843	16.644	16.766
10	14:31:02.699	51.464	18.484	16.589	16.391	6	14:27:35.965	52.470	18.819	17.189	16.462
11	14:31:55.870	53.171	19.229	17.208	16.734	7	14:28:29.330	53.365	19.171	17.020	16.174
(257) Ebba GRANDIN						8	14:29:22.445	53.115	20.105	16.633	16.377
1	14:23:14.261	57.459	23.565	17.280	16.614	9	14:30:14.214	51.769	18.658	16.617	16.494
2	14:24:08.279	54.018	19.518	17.593	16.907	10	14:31:06.457	52.243	19.225	16.686	16.332
3	14:25:00.772	52.493	18.894	17.039	16.560	11	14:31:59.155	52.698	19.698	16.617	16.383
4	14:25:52.538	51.766	18.545	16.840	16.381	(226) Erik STILLMANN					
5	14:26:43.961	51.423	18.557	16.586	16.280	1	14:23:12.984	56.394	22.227	17.518	16.649
6	14:27:35.522	51.561	18.547	16.750	16.264	2	14:24:07.082	54.098	19.245	18.308	16.545
7	14:28:27.218	51.696	18.547	16.931	16.218	3	14:24:58.684	51.602	18.559	16.720	16.323
8	14:29:18.995	51.777	18.925	16.559	16.293	4	14:25:50.825	52.141	18.675	16.685	16.781
9	14:30:10.427	51.432	18.464	16.606	16.362						



Rotax Euro Challenge 2012 Wackersdorf

Rotax Seniors

Wackersdorf 1,275 Km

RACE 12 Qualifying Heat 7 B-E

12.05.2012 14:20

Race (11 Laps) started at 14:22:15

Lap	Time of Day	Lap Tm	S1 Tm	S2 Tm	S3 Tm
5	14:26:42.268	51.443	18.505	16.537	16.401
6	14:27:34.377	52.109	18.589	16.956	16.564
7	14:28:29.272	54.895	20.843	17.452	16.600
8	14:29:23.038	53.766	20.591	16.716	16.459
9	14:30:14.656	51.618	18.676	16.602	16.340
10	14:31:06.181	51.525	18.500	16.619	16.406
11	14:31:59.727	53.546	20.105	16.728	16.713

(245) Hubert PETIT

1	14:23:16.988	1:00.018	26.407	17.081	16.530
2	14:24:08.829	51.841	18.698	16.749	16.394
3	14:25:01.347	52.518	18.927	17.152	16.439
4	14:25:52.689	51.342	18.535	16.493	16.314
5	14:26:44.313	51.624	18.893	16.445	16.286
6	14:27:36.126	51.813	18.515	16.699	16.599
7	14:28:28.444	52.318	18.760	16.896	16.662
8	14:29:19.785	51.341	18.536	16.572	16.233
9	14:30:11.052	51.267	18.509	16.437	16.321
10	14:31:02.552	51.500	18.472	16.607	16.421
11	14:32:01.467	58.915	18.945	22.782	17.188

(230) Charlie TURNER

1	14:23:14.448	56.967	23.417	17.089	16.461
2	14:24:08.188	53.740	19.180	17.589	16.971
3	14:25:09.013	1:00.825	18.934	24.965	16.926
4	14:26:01.193	52.180	19.130	16.683	16.367
5	14:26:52.780	51.587	18.757	16.489	16.341
6	14:27:44.511	51.731	18.782	16.536	16.413
7	14:28:36.141	51.630	18.715	16.462	16.453
8	14:29:28.124	51.983	18.732	16.598	16.653
9	14:30:19.685	51.561	18.750	16.460	16.351
10	14:31:11.282	51.597	18.752	16.467	16.378
11	14:32:03.093	51.811	18.770	16.619	16.422

(267) Max RENBERG

1	14:23:40.348	1:23.678	49.325	17.481	16.872
2	14:24:33.148	52.800	19.091	16.952	16.757
3	14:25:25.827	52.679	19.114	16.866	16.699
4	14:26:18.397	52.570	19.035	16.923	16.612
5	14:27:11.063	52.666	19.163	16.846	16.657
6	14:28:03.441	52.378	19.012	16.751	16.615
7	14:28:55.930	52.489	18.942	16.829	16.718
8	14:29:48.121	52.191	18.866	16.718	16.607
9	14:30:40.487	52.366	18.952	16.767	16.647
10	14:31:32.756	52.269	18.967	16.672	16.630
11	14:32:25.265	52.509	18.950	16.825	16.734

(242) Miroslav KOVAR

1	14:23:14.083	57.378	22.655	18.065	16.658
2	14:24:08.347	54.264	18.943	18.462	16.859



Rotax Euro Challenge 2012 Wackersdorf

Rotax Seniors Wackersdorf 1,275 Km

RACE 13 Qualifying Heat 8 A-D 12.05.2012 14:40


Race (11 Laps) started at 14:42:11

Pos	No.	Name	Nat.	Chassis	Race Team	Laps	Total Tm	Diff	Best Tm	In Lap	km/h	Points
1	254	Harrison SCOTT	GBR	Tonykart	Strawberry Racing	11	9:28.080		51.103	11	89,819	0
2	208	Charlie EASTWOOD	IRL	Formula K	Protrain Racing	11	9:28.819	0.739	51.162	10	89,715	2
3	203	Edward BRAND	GBR	Formula K	Formula K Europe	11	9:31.560	3.480	51.327	5	89,427	3
4	299	Philip MORIN	SWE	Alonso	Dan Holland Racing	11	9:33.337	5.257	51.293	11	89,486	4
5	278	Barrie PULLINGER	GBR	Alonso	Dan Holland Racing	11	9:35.224	7.144	51.543	8	89,052	5
6	220	Mathias SMITH	DEN	Kosmic	Star Karting	11	9:35.605	7.525	51.405	11	89,291	6
7	263	Henry EASTHOPE	GBR	Sodikart	Sodikart Junior Team	11	9:36.706	8.626	51.369	9	89,354	7
8	218	Nicolai NIELSEN	DEN	TBA	Star Karting	11	9:37.337	9.257	51.674	9	88,826	8
9	238	Alexandre FINKELSTEIN	FRA	Tonykart	MD Competition	11	9:37.374	9.294	51.342	9	89,400	9
10	233	Manon CHAVAGNE	NED	Topkart	Slangen Karting	11	9:40.602	12.522	51.742	6	88,709	10
11	232	James SINGLETON	GBR	CRG	Coles Racing	11	9:41.409	13.329	51.621	11	88,917	11
12	280	Brandon NILSSON	SWE	Exprit	Brandon Racing	11	9:42.124	14.044	51.609	9	88,938	12
13	286	Lukasz BARTOSZUK	POL	Praga	Uniq Racing	11	9:43.028	14.948	51.715	9	88,756	13
14	262	Alex ENGBLOM	SWE	Tonykart	Soda Kart	11	9:43.406	15.326	51.606	3	88,943	14
15	303	Giorgio MAGGI	SUI	Tonykart	Blacky Racing	11	9:45.172	17.092	51.651	4	88,866	15
16	219	Andreas BACKMAN	SWE	Tonykart	Strawberry Racing	11	9:46.046	17.966	51.689	10	88,800	16
17	243	Glenn VAN PARIJS	BEL	Zanardi	Raw Racing Team	11	9:46.737	18.657	51.684	3	88,809	17
18	279	Juuso KAUKELIN	FIN	Tonykart	JTL Racing	11	9:46.922	18.842	52.089	11	88,118	18
19	248	Artem KOROLEV	CAN	Intrepid	Team TKP	11	9:47.781	19.701	52.118	5	88,069	19
20	300	Joel AFFOLTER	NED	Gillard	PDB Racing Team	11	9:50.733	22.653	52.243	9	87,859	20
21	246	Sabedin Berat TURKER	TUR	Formula K	Protrain Racing	11	9:50.934	22.854	51.711	10	88,763	21
22	240	Petr BEZEL	CZE	MS Kart	MS Kart Racing Team	11	9:53.113	25.033	51.700	3	88,781	22
23	283	Marco FORRER	SUI	Mach 1	Kartteam Meier	11	9:53.634	25.554	52.538	11	87,365	23
24	221	Jesse LAZARE	CAN	Formula K	Chapman Racing/Protrain	11	10:03.931	35.851	51.712	11	88,761	24
25	268	Francisco MORA	POR	FA	Cabo do Mundo Kartteam	10	9:35.359	1 Lap	51.477	10	89,166	25
26	252	Juuso PYKALAINEN	FIN	Tonykart	MPT Racing	5	4:43.417	6 Laps	52.452	4	87,509	26
27	211	Shaun SLAVIN	GBR	Formula K	Formula K Europe	1	1:13.342	10 Laps	1:13.184	1	62,719	27
28	294	Makino TADASUKE	JPN	Birel	Kalman Motorsport		0.000	11 Laps		0	-	28
29	290	Ukyo SASAHARA	JPN	DR	VPDR		0.556	11 Laps		0	-	29

Announcements

These results are provisional until the conclusion of any judicial and technical matters
 Started: 29 Classified: 29 Not classified: 0

Margin of Victory	Ø km/h	Best Lap Tm	km/h	Best Lap by
0.739	88,878	51.103	89,819	254 - Harrison SCOTT

Timekeeping Ingrid and Meik Wagner:  Clerk of the course Nigel Edwards: www.mylaps.com
 Steward (Chairman) Horst Seidel: Chief Scrutineer Paul Klaassen: Licensed to: Motorsport Events
 Printed: 12.05.2012 14:53:44 posted at: h



Rotax Euro Challenge 2012 Wackersdorf

Rotax Seniors

Wackersdorf 1,275 Km

RACE 13 Qualifying Heat 8 A-D

12.05.2012 14:40

Race (11 Laps) started at 14:42:11

Lap	Time of Day	Lap Tm	S1 Tm	S2 Tm	S3 Tm	Lap	Time of Day	Lap Tm	S1 Tm	S2 Tm	S3 Tm
(254) Harrison SCOTT						7	14:48:20.522	51.648	18.559	16.633	16.456
1	14:43:05.292	53.725	20.323	16.908	16.494	8	14:49:12.252	51.730	18.623	16.648	16.459
2	14:43:57.386	52.094	18.749	16.797	16.548	9	14:50:03.962	51.710	18.697	16.607	16.406
3	14:44:49.109	51.723	18.709	16.658	16.356	10	14:50:55.656	51.694	18.667	16.638	16.389
4	14:45:40.446	51.337	18.403	16.637	16.297	11	14:51:47.061	51.405	18.487	16.574	16.344
5	14:46:31.769	51.323	18.481	16.561	16.281	(263) Henry EASTHOPE					
6	14:47:23.179	51.410	18.496	16.601	16.313	1	14:43:11.543	57.870	24.393	16.916	16.561
7	14:48:14.615	51.436	18.587	16.572	16.277	2	14:44:03.154	51.611	18.564	16.690	16.357
8	14:49:05.874	51.259	18.465	16.579	16.215	3	14:44:54.723	51.569	18.554	16.609	16.406
9	14:49:57.267	51.393	18.527	16.589	16.277	4	14:45:47.244	52.521	19.035	16.974	16.512
10	14:50:48.433	51.166	18.451	16.497	16.218	5	14:46:39.058	51.814	18.606	16.765	16.443
11	14:51:39.536	51.103	18.442	16.460	16.201	6	14:47:30.557	51.499	18.522	16.644	16.333
(208) Charlie EASTWOOD						7	14:48:21.937	51.380	18.547	16.537	16.296
1	14:43:04.916	53.431	19.791	17.067	16.573	8	14:49:13.351	51.414	18.542	16.607	16.265
2	14:43:57.157	52.241	18.883	16.826	16.532	9	14:50:04.720	51.369	18.552	16.589	16.228
3	14:44:49.302	52.145	19.101	16.708	16.336	10	14:50:56.222	51.502	18.478	16.697	16.327
4	14:45:40.797	51.495	18.487	16.642	16.366	11	14:51:48.162	51.940	18.795	16.789	16.356
5	14:46:32.291	51.494	18.587	16.603	16.304	(218) Nicolai NIELSEN					
6	14:47:23.681	51.390	18.516	16.570	16.304	1	14:43:07.983	55.543	21.774	17.069	16.700
7	14:48:15.016	51.335	18.536	16.563	16.236	2	14:44:00.440	52.457	18.922	16.990	16.545
8	14:49:06.341	51.325	18.529	16.532	16.264	3	14:44:52.562	52.122	18.719	16.692	16.711
9	14:49:57.701	51.360	18.587	16.517	16.256	4	14:45:44.345	51.783	18.666	16.670	16.447
10	14:50:48.863	51.162	18.454	16.463	16.245	5	14:46:37.024	52.679	18.684	17.461	16.534
11	14:51:40.275	51.412	18.554	16.542	16.316	6	14:47:29.011	51.987	18.606	16.951	16.430
(203) Edward BRAND						7	14:48:20.849	51.838	18.713	16.686	16.439
1	14:43:06.556	54.626	21.183	16.886	16.557	8	14:49:12.622	51.773	18.681	16.694	16.398
2	14:43:58.575	52.019	18.829	16.693	16.497	9	14:50:04.296	51.674	18.602	16.680	16.392
3	14:44:50.352	51.777	18.735	16.602	16.440	10	14:50:56.069	51.773	18.635	16.715	16.423
4	14:45:41.968	51.616	18.729	16.540	16.347	11	14:51:48.793	52.724	18.853	17.271	16.600
5	14:46:33.295	51.327	18.536	16.475	16.316	(238) Alexandre FINKELSTEIN					
6	14:47:24.809	51.514	18.491	16.561	16.462	1	14:43:11.339	58.289	24.711	17.032	16.546
7	14:48:16.417	51.608	18.615	16.630	16.363	2	14:44:02.884	51.545	18.484	16.640	16.421
8	14:49:08.061	51.644	18.594	16.662	16.388	3	14:44:54.298	51.414	18.508	16.571	16.335
9	14:49:59.627	51.566	18.660	16.549	16.357	4	14:45:47.093	52.795	19.290	16.952	16.553
10	14:50:51.295	51.668	18.673	16.610	16.385	5	14:46:38.768	51.675	18.610	16.694	16.371
11	14:51:43.016	51.721	18.702	16.632	16.387	6	14:47:30.316	51.548	18.587	16.621	16.340
(299) Philip MORIN						7	14:48:22.134	51.818	18.928	16.599	16.291
1	14:43:08.921	57.176	23.306	17.051	16.819	8	14:49:13.566	51.432	18.513	16.607	16.312
2	14:44:00.857	51.936	18.563	16.938	16.435	9	14:50:04.908	51.342	18.486	16.622	16.234
3	14:44:52.845	51.988	18.630	16.710	16.648	10	14:50:56.331	51.423	18.493	16.682	16.248
4	14:45:44.622	51.777	18.728	16.655	16.394	11	14:51:48.830	52.499	18.818	16.870	16.811
5	14:46:36.346	51.724	18.653	16.655	16.416	(233) Manon CHAVAGNE					
6	14:47:27.850	51.504	18.550	16.648	16.306	1	14:43:08.316	55.130	21.526	16.966	16.638
7	14:48:19.254	51.404	18.507	16.571	16.326	2	14:44:01.079	52.763	18.922	17.086	16.755
8	14:49:10.595	51.341	18.480	16.577	16.284	3	14:44:53.219	52.140	18.694	16.789	16.657
9	14:50:02.005	51.410	18.530	16.574	16.306	4	14:45:46.655	53.436	20.078	16.853	16.505
10	14:50:53.500	51.495	18.490	16.667	16.338	5	14:46:39.326	52.671	18.866	16.716	17.089
11	14:51:44.793	51.293	18.480	16.533	16.280	6	14:47:31.068	51.742	18.608	16.766	16.368
(278) Barrie PULLINGER						7	14:48:22.916	51.848	18.722	16.685	16.441
1	14:43:07.843	55.590	21.824	17.044	16.722	8	14:49:15.233	52.317	18.936	16.884	16.497
2	14:44:00.260	52.417	18.923	16.958	16.536	9	14:50:07.366	52.133	18.855	16.796	16.482
3	14:44:52.663	52.403	18.773	16.932	16.698	10	14:50:59.666	52.300	19.093	16.787	16.420
4	14:45:44.777	52.114	18.768	16.923	16.423	11	14:51:52.058	52.392	19.069	16.840	16.483
5	14:46:36.757	51.980	18.639	16.863	16.478	(232) James SINGLETON					
6	14:47:28.315	51.558	18.510	16.671	16.377	1	14:43:09.839	57.719	24.386	16.850	16.483
7	14:48:19.942	51.627	18.584	16.626	16.417	2	14:44:01.677	51.838	18.527	16.565	16.746
8	14:49:11.485	51.543	18.521	16.660	16.362	3	14:44:53.655	51.978	18.740	16.792	16.446
9	14:50:03.164	51.679	18.582	16.725	16.372	4	14:45:48.526	54.871	21.433	16.808	16.630
10	14:50:55.005	51.841	18.756	16.712	16.373	5	14:46:41.831	53.305	19.248	16.882	17.175
11	14:51:46.680	51.675	18.589	16.661	16.425	6	14:47:34.235	52.404	19.099	16.733	16.572
(220) Mathias SMITH						7	14:48:26.199	51.964	18.622	16.654	16.688
1	14:43:08.245	55.282	21.474	17.021	16.787	8	14:49:17.912	51.713	18.606	16.694	16.413
2	14:44:00.582	52.337	18.835	16.965	16.537	9	14:50:09.592	51.680	18.709	16.581	16.390
3	14:44:53.357	52.775	18.792	17.051	16.932	10	14:51:01.244	51.652	18.738	16.572	16.342
4	14:45:45.134	51.777	18.708	16.642	16.427	11	14:51:52.865	51.621	18.679	16.559	16.383
5	14:46:37.210	52.076	18.595	16.850	16.631	(280) Brandon NILSSON					
6	14:47:28.874	51.664	18.577	16.674	16.413	1	14:43:12.928	59.500	25.296	17.530	16.674



Rotax Euro Challenge 2012 Wackersdorf

Rotax Seniors

Wackersdorf 1,275 Km

RACE 13 Qualifying Heat 8 A-D

12.05.2012 14:40

Race (11 Laps) started at 14:42:11

Lap	Time of Day	Lap Tm	S1 Tm	S2 Tm	S3 Tm	Lap	Time of Day	Lap Tm	S1 Tm	S2 Tm	S3 Tm
2	14:44:04.879	51.951	18.717	16.773	16.461	10	14:51:05.460	52.168	18.954	16.768	16.446
3	14:44:56.741	51.862	18.434	16.996	16.432	11	14:51:58.193	52.733	19.427	16.715	16.591
4	14:45:49.066	52.325	18.622	16.846	16.857						
5	14:46:41.694	52.628	18.831	16.974	16.823						
6	14:47:34.315	52.621	18.854	16.766	17.001	(279) Juuso KAUKELIN					
7	14:48:26.624	52.309	18.799	16.689	16.821	1	14:43:14.297	1:00.705	25.445	17.683	17.577
8	14:49:18.555	51.931	18.878	16.687	16.366	2	14:44:06.829	52.532	18.848	17.152	16.532
9	14:50:10.164	51.609	18.552	16.726	16.331	3	14:44:58.957	52.128	18.798	16.874	16.456
10	14:51:01.935	51.771	18.691	16.626	16.454	4	14:45:51.147	52.190	18.774	16.908	16.508
11	14:51:53.580	51.645	18.609	16.675	16.361	5	14:46:43.371	52.224	18.701	16.886	16.637
						6	14:47:36.241	52.870	19.409	16.994	16.467
						7	14:48:28.997	52.756	19.320	17.011	16.425
						8	14:49:21.494	52.497	19.162	16.844	16.491
						9	14:50:13.809	52.315	19.063	16.792	16.460
						10	14:51:06.289	52.480	19.090	16.916	16.474
						11	14:51:58.378	52.089	18.776	16.834	16.479
(286) Lukasz BARTOSZUK											
1	14:43:09.192	55.929	21.655	17.103	17.171	(248) Artem KOROLEV					
2	14:44:01.921	52.729	18.663	16.927	17.139	1	14:43:12.809	58.911	24.714	17.095	17.102
3	14:44:54.006	52.085	18.651	16.830	16.604	2	14:44:05.190	52.381	19.066	16.773	16.542
4	14:45:47.458	53.452	19.851	17.096	16.505	3	14:44:57.635	52.445	19.001	16.693	16.751
5	14:46:39.967	52.509	19.114	16.794	16.601	4	14:45:50.124	52.489	19.039	16.865	16.585
6	14:47:32.588	52.621	18.922	16.936	16.763	5	14:46:42.242	52.118	18.962	16.753	16.403
7	14:48:26.048	53.460	19.604	17.018	16.838	6	14:47:35.388	53.146	19.140	17.114	16.892
8	14:49:18.266	52.218	19.187	16.591	16.440	7	14:48:28.383	52.995	19.701	16.732	16.562
9	14:50:09.981	51.715	18.676	16.634	16.405	8	14:49:21.270	52.887	19.484	16.804	16.599
10	14:51:02.451	52.470	19.111	16.734	16.625	9	14:50:14.385	53.115	19.854	16.714	16.547
11	14:51:54.484	52.033	18.737	16.833	16.463	10	14:51:06.819	52.434	19.318	16.681	16.435
						11	14:51:59.237	52.418	19.068	16.752	16.598
(262) Alex ENGBLOM											
1	14:43:12.610	59.404	25.595	17.052	16.757	(300) Joel AFFOLTER					
2	14:44:04.634	52.024	18.686	16.838	16.500	1	14:43:15.738	1:02.696	27.515	17.509	17.672
3	14:44:56.240	51.606	18.508	16.646	16.452	2	14:44:08.632	52.894	18.970	17.184	16.740
4	14:45:48.930	52.690	18.973	16.861	16.856	3	14:45:02.168	53.536	19.291	17.379	16.866
5	14:46:41.776	52.846	19.207	16.886	16.753	4	14:45:54.955	52.787	18.787	17.269	16.731
6	14:47:34.045	52.269	19.042	16.665	16.562	5	14:46:47.732	52.777	19.292	16.918	16.567
7	14:48:26.701	52.656	19.325	16.667	16.664	6	14:47:40.162	52.430	18.959	16.929	16.542
8	14:49:18.940	52.239	19.053	16.767	16.419	7	14:48:32.856	52.694	19.042	17.101	16.551
9	14:50:10.581	51.641	18.639	16.665	16.337	8	14:49:25.248	52.392	18.929	16.906	16.557
10	14:51:02.811	52.230	18.684	16.707	16.839	9	14:50:17.491	52.243	18.918	16.840	16.485
11	14:51:54.862	52.051	18.591	17.044	16.416	10	14:51:09.883	52.392	18.978	16.843	16.571
						11	14:52:02.189	52.306	18.851	16.859	16.596
(303) Giorgio MAGGI											
1	14:43:15.012	1:02.179	27.943	17.376	16.860	(246) Sabedin Berat TURKER					
2	14:44:07.832	52.820	18.941	17.117	16.762	1	14:43:15.386	1:03.028	28.909	17.363	16.756
3	14:44:59.724	51.892	18.751	16.736	16.405	2	14:44:08.353	52.967	19.026	17.074	16.867
4	14:45:51.375	51.651	18.660	16.615	16.376	3	14:45:02.277	53.924	19.329	17.235	17.360
5	14:46:43.465	52.090	18.632	16.865	16.593	4	14:45:54.668	52.391	18.841	16.952	16.598
6	14:47:35.780	52.315	19.034	16.878	16.403	5	14:46:50.753	56.085	22.561	17.084	16.440
7	14:48:28.494	52.714	19.607	16.771	16.336	6	14:47:42.794	52.041	18.827	16.823	16.391
8	14:49:20.738	52.244	19.106	16.784	16.354	7	14:48:34.707	51.913	18.654	16.871	16.388
9	14:50:12.911	52.173	19.073	16.708	16.392	8	14:49:27.141	52.434	19.039	16.984	16.411
10	14:51:04.919	52.008	18.791	16.727	16.490	9	14:50:18.879	51.738	18.673	16.719	16.346
11	14:51:56.628	51.709	18.659	16.674	16.376	10	14:51:10.590	51.711	18.730	16.697	16.284
						11	14:52:02.390	51.800	18.547	16.909	16.344
(219) Andreas BACKMAN											
1	14:43:15.267	1:03.167	28.999	17.273	16.895	(240) Petr BEZEL					
2	14:44:08.415	53.148	18.900	17.098	17.150	1	14:43:11.089	59.084	25.506	17.073	16.505
3	14:45:01.565	53.150	19.218	17.293	16.639	2	14:44:03.799	52.710	19.370	16.880	16.460
4	14:45:53.730	52.165	18.788	16.905	16.472	3	14:44:55.499	51.700	18.652	16.662	16.386
5	14:46:45.596	51.866	18.582	16.864	16.420	4	14:45:48.596	53.097	19.416	16.871	16.810
6	14:47:37.299	51.703	18.574	16.779	16.350	5	14:46:41.536	52.940	19.045	16.937	16.958
7	14:48:29.091	51.792	18.575	16.870	16.347	6	14:47:35.459	53.923	20.004	17.312	16.607
8	14:49:21.560	52.469	19.286	16.809	16.374	7	14:48:27.938	52.479	19.338	16.778	16.363
9	14:50:14.008	52.448	19.276	16.822	16.350	8	14:49:20.165	52.227	18.940	16.856	16.431
10	14:51:05.697	51.689	18.657	16.731	16.301	9	14:50:19.597	59.432	18.792	16.724	23.916
11	14:51:57.502	51.805	18.764	16.691	16.350	10	14:51:12.162	52.565	19.290	16.788	16.487
						11	14:52:04.569	52.407	18.787	16.948	16.672
(243) Glenn VAN PARIJS											
1	14:43:13.355	59.552	25.446	17.308	16.798	(283) Marco FORRER					
2	14:44:05.375	52.020	18.830	16.725	16.465	1	14:43:14.521	1:00.579	25.866	17.139	17.574
3	14:44:57.059	51.684	18.627	16.639	16.418	2	14:44:07.511	52.990	19.087	17.106	16.797
4	14:45:49.262	52.203	18.886	16.636	16.681	3	14:45:00.869	53.358	19.778	16.877	16.703
5	14:46:41.996	52.734	19.101	16.860	16.773	4	14:45:54.440	53.571	19.349	17.208	17.014
6	14:47:35.070	53.074	19.191	16.971	16.912						
7	14:48:27.490	52.420	19.126	16.772	16.522						
8	14:49:20.488	52.998	19.546	16.973	16.479						
9	14:50:13.292	52.804	19.474	16.866	16.464						

Timekeeping Ingrid and Meik Wagner:

Clerk of the course Nigel Edwards:

www.mylaps.com

Steward (Chairman) Horst Seidel:

Chief Scrutineer Paul Klaassen:

Licensed to: Motorsport Events



Rotax Euro Challenge 2012 Wackersdorf

Rotax Seniors

Wackersdorf 1,275 Km

RACE 13 Qualifying Heat 8 A-D

12.05.2012 14:40

Race (11 Laps) started at 14:42:11

Lap	Time of Day	Lap Tm	S1 Tm	S2 Tm	S3 Tm
5	14:46:48.060	53.620	19.176	16.860	17.584
6	14:47:41.428	53.368	19.569	17.048	16.751
7	14:48:34.062	52.634	19.187	16.883	16.564
8	14:49:26.976	52.914	19.389	16.832	16.693
9	14:50:19.720	52.744	19.302	16.793	16.649
10	14:51:12.552	52.832	18.897	16.856	17.079
11	14:52:05.090	52.538	19.092	16.786	16.660

(221) Jesse LAZARE

1	14:43:35.802	1:24.144	49.245	17.874	17.025
2	14:44:28.372	52.570	19.055	16.917	16.598
3	14:45:20.514	52.142	18.804	16.789	16.549
4	14:46:12.514	52.000	18.764	16.724	16.512
5	14:47:04.419	51.905	18.642	16.774	16.489
6	14:47:56.310	51.891	18.742	16.727	16.422
7	14:48:48.163	51.853	18.722	16.721	16.410
8	14:49:40.039	51.876	18.656	16.790	16.430
9	14:50:31.820	51.781	18.713	16.666	16.402
10	14:51:23.675	51.855	18.723	16.713	16.419
11	14:52:15.387	51.712	18.636	16.726	16.350

(268) Francisco MORA

1	14:43:10.091	57.632	24.609	16.732	16.291
2	14:44:01.737	51.646	18.524	16.599	16.523
3	14:44:53.443	51.706	18.528	16.632	16.546
4	14:45:47.598	54.155	21.113	16.611	16.431
5	14:46:39.866	52.268	18.744	16.605	16.919
6	14:47:32.512	52.646	18.878	16.923	16.845
7	14:48:26.518	54.006	19.461	17.065	17.480
8	14:49:21.909	55.391	19.558	17.118	18.715
9	14:50:55.338	1:33.429	1:00.220	16.762	16.447
10	14:51:46.815	51.477	18.437	16.712	16.328

(252) Juuso PYKALAINEN

1	14:43:14.425	1:01.654	27.286	17.169	17.199
2	14:44:07.975	53.550	19.311	17.151	17.088
3	14:45:02.090	54.115	19.443	17.741	16.931
4	14:45:54.542	52.452	18.483	16.973	16.996
5	14:46:54.873	1:00.331	22.884	17.452	19.995

(211) Shaun SLAVIN

1	14:43:24.798	1:13.184	31.704	22.629	18.851
---	--------------	-----------------	---------------	---------------	---------------



Rotax Euro Challenge 2012 Wackersdorf

Rotax Seniors

Wackersdorf 1,275 Km

RACE 15 Qualifying Heat 9 C-E

12.05.2012 15:40

Race (11 Laps) started at 15:42:21

Pos	No.	Name	Nat.	Chassis	Race Team	Laps	Total Tm	Diff	Best Tm	In Lap	km/h	Points
1	205	Sean BABINGTON	GBR	Alonso	Dan Holland Racing	11	9:36.002		51.728	9	88,733	0
2	269	John FRIBERG	SWE	Tonykart	Soda Kart	11	9:36.292	0.290	51.829	6	88,560	2
3	260	Bas de LAAT	NED	Gillard	PDB Racing Team	11	9:36.455	0.453	51.712	9	88,761	3
4	212	Jiri FORMAN	GBR	MS Kart	MS Kart Racing Team	11	9:36.606	0.604	51.708	8	88,768	4
5	250	Ludvig MORIN	SWE	Kosmic	Paul Carr Racing	11	9:37.459	1.457	51.716	8	88,754	5
6	213	Thomas BENISRI	FRA	Sodikart	Win Max	11	9:37.572	1.570	51.540	9	89,057	6
7	224	Aavo TALVAR	EST	Intrepid	Talvar Racing	11	9:38.211	2.209	51.456	10	89,202	7
8	296	Josh HART	NZL	Birel	Kalman Motorsport	11	9:38.790	2.788	51.969	11	88,322	8
9	216	Bryan EERDEN	NED	Gillard	PDB Racing Team	11	9:39.584	3.582	51.564	7	89,016	9
10	261	Stephane KOX	NED	Formula K	Formula K Europe	11	9:40.044	4.042	51.582	7	88,985	10
11	214	Michael COOL	BEL	Tonykart	Bouvin Power	11	9:40.314	4.312	51.776	10	88,651	11
12	223	Jacob NIELSEN	DEN	Kosmic	Star Karting	11	9:40.822	4.820	51.597	7	88,959	12
13	255	Moritz OBERHEIM	GER	LH Kart	Matis Motorsport	11	9:43.684	7.682	51.808	4	88,596	13
14	272	Jules COUSIN	FRA	FA Kart	DSS Kart	11	9:44.109	8.107	51.794	10	88,620	14
15	259	Nicolas PICOT	FRA	Sodikart	Kart Pro Racing	11	9:44.667	8.665	51.818	10	88,579	15
16	270	Santeri VARIS	FIN	Tonykart	JTL Racing	11	9:45.902	9.900	52.128	10	88,052	16
17	271	Christopher FRIEDRICH	GER	Praga	M-Tec/Praga Racing	11	9:46.040	10.038	52.058	6	88,171	17
18	266	Petr FULIN	CZE	MS Kart	MS Kart Racing Team	11	9:46.727	10.725	51.851	10	88,523	18
19	304	Oliver NORRIS	GBR	Tonykart	RL Racing Dept Ltd	11	9:47.150	11.148	52.103	10	88,095	19
20	226	Erik STILLMANN	SWE	Sodikart	Wallberg Motorsport	11	9:47.845	11.843	52.002	6	88,266	20
21	306	Kevin KEMMLING	GER	Formula K	Kartschmie.de	11	9:48.149	12.147	51.969	4	88,322	21
22	288	Cecile MARTINI	FRA	Sodikart	Martini Racing	11	9:48.506	12.504	52.061	11	88,166	22
23	267	Max RENBERG	SWE	Tonykart	Soda Kart	11	9:49.149	13.147	52.342	9	87,692	23
24	302	Kevin MINIER	FRA	Tonykart	MD Competition	11	9:49.318	13.316	52.060	11	88,167	24
25	244	Eva BENES	FRA	Kosmic	PKS	11	9:49.656	13.654	52.010	4	88,252	25
26	241	Pierre AUVRAY	FRA	FA Kart	DSS Kart	11	9:54.206	18.204	52.163	8	87,993	26
27	237	Sten Dorian PIIRIMAGI	EST	Tonykart	Aix Racing Team	11	10:05.812	29.810	51.900	8	88,439	27
28	275	Benjamin KARLOG	DEN	Tonykart	RS Competition	11	10:20.482	44.480	52.126	4	88,056	28

Announcements

These results are provisional until the conclusion of any judicial and technical matters

Started: 28 Classified: 28 Not classified: 0

Margin of Victory	Ø km/h	Best Lap Tm	km/h	Best Lap by
0.290	87,656	51.456	89,202	224 - Aavo TALVAR

Official Timing www.camp-company.de / www.motorsport-events.se

Orbits

Timekeeping Ingrid and Meik Wagner:

Clerk of the course Nigel Edwards:

www.mylaps.com

Steward (Chairman) Horst Seidel:

Chief Scrutineer Paul Klaassen:

Licensed to: Motorsport Events

Printed: 12.05.2012 15:53:32

posted at:

h



Rotax Euro Challenge 2012 Wackersdorf

Rotax Seniors

Wackersdorf 1,275 Km

RACE 15 Qualifying Heat 9 C-E

12.05.2012 15:40

Race (11 Laps) started at 15:42:21

Lap	Time of Day	Lap Tm	S1 Tm	S2 Tm	S3 Tm	Lap	Time of Day	Lap Tm	S1 Tm	S2 Tm	S3 Tm
(205) Sean BABINGTON						7	15:48:31.565	52.201	18.675	16.871	16.655
1	15:43:15.059	53.822	20.022	17.104	16.696	8	15:49:23.403	51.838	18.732	16.682	16.424
2	15:44:07.912	52.853	19.383	16.959	16.511	9	15:50:14.943	51.540	18.473	16.744	16.323
3	15:45:00.328	52.416	18.940	16.918	16.558	10	15:51:06.651	51.708	18.583	16.706	16.419
4	15:45:52.394	52.066	18.679	16.801	16.586	11	15:51:58.809	52.158	18.621	16.732	16.805
5	15:46:44.228	51.834	18.642	16.699	16.493	(224) Aavo TALVAR					
6	15:47:36.195	51.967	18.664	16.750	16.553	1	15:43:17.568	55.648	21.549	17.229	16.870
7	15:48:28.523	52.328	19.035	16.866	16.427	2	15:44:10.840	53.272	19.302	16.951	17.019
8	15:49:20.395	51.872	18.665	16.778	16.429	3	15:45:03.304	52.464	19.085	16.856	16.523
9	15:50:12.123	51.728	18.558	16.708	16.462	4	15:45:55.469	52.165	18.844	16.805	16.516
10	15:51:04.586	52.463	19.174	16.649	16.640	5	15:46:48.687	53.218	19.827	16.834	16.557
11	15:51:57.239	52.653	18.940	17.101	16.612	6	15:47:40.516	51.829	18.654	16.708	16.467
(269) John FRIBERG						7	15:48:32.146	51.630	18.605	16.670	16.355
1	15:43:15.500	53.809	20.253	17.025	16.531	8	15:49:24.678	52.532	18.800	16.772	16.960
2	15:44:08.703	53.203	19.322	17.257	16.624	9	15:50:16.365	51.687	18.760	16.624	16.303
3	15:45:00.828	52.125	18.665	16.871	16.589	10	15:51:07.821	51.456	18.478	16.573	16.405
4	15:45:52.685	51.857	18.522	16.822	16.513	11	15:51:59.448	51.627	18.623	16.613	16.391
5	15:46:44.539	51.854	18.611	16.829	16.414	(296) Josh HART					
6	15:47:36.368	51.829	18.596	16.713	16.520	1	15:43:16.812	54.897	21.075	17.196	16.626
7	15:48:28.260	51.892	18.601	16.768	16.523	2	15:44:09.668	52.856	18.855	17.102	16.899
8	15:49:20.197	51.937	18.724	16.774	16.439	3	15:45:02.150	52.482	18.752	16.918	16.812
9	15:50:12.315	52.118	18.887	16.796	16.435	4	15:45:54.351	52.201	18.825	16.803	16.573
10	15:51:04.830	52.515	18.774	16.969	16.772	5	15:46:46.892	52.541	18.802	16.882	16.857
11	15:51:57.529	52.699	18.821	17.148	16.730	6	15:47:39.579	52.687	19.019	17.044	16.624
(260) Bas de LAAT						7	15:48:31.721	52.142	18.755	16.771	16.616
1	15:43:15.363	54.043	20.108	17.359	16.576	8	15:49:23.881	52.160	18.902	16.731	16.527
2	15:44:08.509	53.146	19.595	16.955	16.596	9	15:50:15.880	51.999	18.696	16.766	16.537
3	15:45:00.960	52.451	18.649	16.959	16.843	10	15:51:08.058	52.178	18.721	16.688	16.769
4	15:45:53.283	52.323	18.633	17.005	16.685	11	15:52:00.027	51.969	18.723	16.736	16.510
5	15:46:45.166	51.883	18.608	16.818	16.457	(216) Bryan EERDEN					
6	15:47:37.112	51.946	18.604	16.809	16.533	1	15:43:15.263	53.721	20.098	17.018	16.605
7	15:48:28.908	51.796	18.582	16.758	16.456	2	15:44:07.710	52.447	18.855	16.963	16.629
8	15:49:20.722	51.814	18.647	16.733	16.434	3	15:45:00.460	52.750	18.941	17.233	16.576
9	15:50:12.434	51.712	18.548	16.769	16.395	4	15:45:53.431	52.971	18.730	17.280	16.961
10	15:51:04.913	52.479	19.009	16.825	16.645	5	15:46:49.519	56.088	22.403	17.111	16.574
11	15:51:57.692	52.779	18.899	17.157	16.723	6	15:47:41.449	51.930	18.696	16.727	16.507
(212) Jiri FORMAN						7	15:48:33.013	51.564	18.522	16.675	16.367
1	15:43:16.458	54.733	20.925	17.039	16.769	8	15:49:25.015	52.002	18.488	16.765	16.749
2	15:44:09.286	52.828	18.872	17.036	16.920	9	15:50:17.125	52.110	18.953	16.775	16.382
3	15:45:01.602	52.316	18.767	16.949	16.600	10	15:51:08.840	51.715	18.555	16.744	16.416
4	15:45:53.673	52.071	18.670	16.750	16.651	11	15:52:00.821	51.981	18.814	16.738	16.429
5	15:46:46.448	52.775	19.068	16.965	16.742	(261) Stephane KOX					
6	15:47:38.643	52.195	18.780	16.899	16.516	1	15:43:17.165	55.330	21.375	17.279	16.676
7	15:48:30.507	51.864	18.646	16.735	16.483	2	15:44:10.342	53.177	18.848	17.065	17.264
8	15:49:22.215	51.708	18.651	16.673	16.384	3	15:45:02.366	52.024	18.667	16.821	16.536
9	15:50:14.001	51.786	18.663	16.705	16.418	4	15:45:55.114	52.748	18.971	16.805	16.972
10	15:51:05.726	51.725	18.665	16.683	16.377	5	15:46:49.296	54.182	20.536	17.021	16.625
11	15:51:57.843	52.117	18.642	16.778	16.697	6	15:47:41.189	51.893	18.627	16.803	16.463
(250) Ludvig MORIN						7	15:48:32.771	51.582	18.575	16.610	16.397
1	15:43:17.457	55.437	21.321	17.161	16.955	8	15:49:25.052	52.281	18.532	16.659	17.090
2	15:44:10.054	52.597	18.689	17.031	16.877	9	15:50:17.517	52.465	19.388	16.679	16.398
3	15:45:02.021	51.967	18.592	16.865	16.510	10	15:51:09.202	51.685	18.514	16.666	16.505
4	15:45:53.829	51.808	18.542	16.792	16.474	11	15:52:01.281	52.079	18.576	16.994	16.509
5	15:46:46.768	52.939	18.624	16.909	17.406	(214) Michael COOL					
6	15:47:39.216	52.448	18.971	16.927	16.550	1	15:43:16.271	54.668	20.796	17.167	16.705
7	15:48:31.205	51.989	18.585	16.811	16.593	2	15:44:09.171	52.900	18.881	17.128	16.891
8	15:49:22.921	51.716	18.575	16.751	16.390	3	15:45:01.395	52.224	18.687	16.975	16.562
9	15:50:14.644	51.723	18.714	16.697	16.312	4	15:45:53.599	52.204	18.575	16.914	16.715
10	15:51:06.732	52.088	19.005	16.763	16.320	5	15:46:46.378	52.779	18.577	17.200	16.822
11	15:51:58.696	51.964	18.694	16.787	16.483	6	15:47:38.888	52.510	19.120	16.835	16.555
(213) Thomas BENISRI						7	15:48:31.486	52.598	18.766	17.188	16.644
1	15:43:16.666	54.869	21.021	17.087	16.761	8	15:49:24.687	53.201	19.304	16.793	17.104
2	15:44:09.502	52.836	18.806	17.129	16.901	9	15:50:16.996	52.309	18.996	16.818	16.495
3	15:45:01.837	52.335	18.669	16.970	16.696	10	15:51:08.772	51.776	18.449	16.796	16.531
4	15:45:54.112	52.275	18.859	16.863	16.553	11	15:52:01.551	52.779	19.142	17.056	16.581
5	15:46:46.680	52.568	18.780	16.985	16.803	(223) Jacob NIELSEN					
6	15:47:39.364	52.684	18.976	16.883	16.825	1	15:43:18.348	55.979	21.806	17.377	16.796



Rotax Euro Challenge 2012 Wackersdorf

Rotax Seniors

Wackersdorf 1,275 Km

RACE 15 Qualifying Heat 9 C-E

12.05.2012 15:40

Race (11 Laps) started at 15:42:21

Lap	Time of Day	Lap Tm	S1 Tm	S2 Tm	S3 Tm	Lap	Time of Day	Lap Tm	S1 Tm	S2 Tm	S3 Tm
2	15:44:10.736	52.388	18.732	16.898	16.758	10	15:51:15.133	52.096	18.844	16.805	16.447
3	15:45:02.746	52.010	18.662	16.844	16.504	11	15:52:07.277	52.144	18.715	16.798	16.631
4	15:45:55.013	52.267	18.740	16.813	16.714	(266) Petr FULIN					
5	15:46:50.013	55.000	20.722	17.676	16.602	1	15:43:18.804	56.503	22.617	17.292	16.594
6	15:47:41.953	51.940	18.523	16.880	16.537	2	15:44:11.446	52.642	19.123	16.922	16.597
7	15:48:33.550	51.597	18.521	16.635	16.441	3	15:45:03.948	52.502	18.956	16.996	16.550
8	15:49:25.349	51.799	18.602	16.626	16.571	4	15:45:56.654	52.706	18.798	16.855	17.053
9	15:50:17.837	52.488	19.246	16.830	16.412	5	15:46:52.580	55.926	21.015	17.449	17.462
10	15:51:09.652	51.815	18.561	16.752	16.502	6	15:47:45.429	52.849	19.400	16.887	16.562
11	15:52:02.059	52.407	18.736	16.958	16.713	7	15:48:38.490	53.061	18.761	16.964	17.336
(255) Moritz OBERHEIM						8	15:49:31.123	52.633	19.249	16.804	16.580
1	15:43:20.187	56.937	22.889	17.454	16.594	9	15:50:23.992	52.869	19.353	16.974	16.542
2	15:44:13.229	53.042	19.547	16.948	16.547	10	15:51:15.843	51.851	18.660	16.791	16.400
3	15:45:05.532	52.303	18.959	16.761	16.583	11	15:52:07.964	52.121	18.549	16.814	16.758
4	15:45:57.340	51.808	18.619	16.660	16.529	(304) Oliver NORRIS					
5	15:46:50.626	53.286	19.243	17.429	16.614	1	15:43:17.783	55.662	21.807	17.077	16.778
6	15:47:43.334	52.708	18.541	16.799	17.368	2	15:44:10.551	52.768	18.918	16.942	16.908
7	15:48:36.611	53.277	19.549	16.953	16.775	3	15:45:03.210	52.659	19.094	16.895	16.670
8	15:49:28.788	52.177	18.925	16.674	16.578	4	15:45:56.182	52.972	19.291	16.857	16.824
9	15:50:20.946	52.158	18.829	16.794	16.535	5	15:46:51.260	55.078	19.687	18.736	16.655
10	15:51:12.773	51.827	18.722	16.632	16.473	6	15:47:43.766	52.506	18.579	16.901	17.026
11	15:52:04.921	52.148	18.851	16.716	16.581	7	15:48:38.205	54.439	19.673	17.323	17.443
(272) Jules COUSIN						8	15:49:30.940	52.735	19.264	16.791	16.680
1	15:43:19.503	56.955	22.835	17.383	16.737	9	15:50:23.998	52.458	19.050	16.811	16.597
2	15:44:12.587	53.084	18.967	16.956	17.161	10	15:51:15.501	52.103	18.913	16.628	16.562
3	15:45:04.833	52.246	18.877	16.799	16.570	11	15:52:08.387	52.886	18.718	16.770	17.398
4	15:45:57.044	52.211	18.729	16.873	16.609	(226) Erik STILLMANN					
5	15:46:50.294	53.250	19.009	17.641	16.600	1	15:43:20.541	57.932	23.442	17.718	16.772
6	15:47:43.437	53.143	18.583	17.248	17.312	2	15:44:14.210	53.669	19.589	17.452	16.628
7	15:48:37.325	53.888	19.582	17.088	17.218	3	15:45:06.449	52.239	18.668	16.926	16.645
8	15:49:29.533	52.208	18.625	16.798	16.785	4	15:45:58.836	52.387	18.730	16.809	16.848
9	15:50:21.688	52.155	18.688	16.898	16.569	5	15:46:52.455	53.619	19.097	17.366	17.156
10	15:51:13.482	51.794	18.643	16.693	16.458	6	15:47:44.457	52.002	18.674	16.795	16.533
11	15:52:05.346	51.864	18.598	16.755	16.511	7	15:48:37.909	53.452	19.208	16.930	17.314
(259) Nicolas PICOT						8	15:49:30.084	52.175	18.625	16.786	16.764
1	15:43:19.424	57.086	22.872	17.302	16.912	9	15:50:22.555	52.471	19.053	16.920	16.498
2	15:44:12.150	52.726	18.868	17.012	16.846	10	15:51:16.978	54.423	21.198	16.832	16.393
3	15:45:04.533	52.383	18.683	16.911	16.789	11	15:52:09.082	52.104	18.862	16.774	16.468
4	15:45:56.871	52.338	18.671	16.864	16.803	(306) Kevin KEMMLING					
5	15:46:50.930	54.059	19.327	17.655	17.077	1	15:43:21.435	58.690	23.910	17.829	16.951
6	15:47:43.658	52.728	18.660	17.062	17.006	2	15:44:14.877	53.442	19.161	17.482	16.799
7	15:48:36.854	53.196	18.842	17.509	16.845	3	15:45:07.348	52.471	18.834	16.897	16.740
8	15:49:29.430	52.576	18.871	16.898	16.807	4	15:45:59.317	51.969	18.667	16.745	16.557
9	15:50:21.898	52.468	18.654	17.174	16.640	5	15:46:52.749	53.432	19.095	17.355	16.982
10	15:51:13.716	51.818	18.629	16.765	16.424	6	15:47:46.022	53.273	19.650	16.936	16.687
11	15:52:05.904	52.188	18.773	16.880	16.535	7	15:48:38.567	52.545	18.751	16.901	16.893
(270) Santeri VARIS						8	15:49:32.100	53.533	19.649	17.091	16.793
1	15:43:18.713	56.567	22.540	17.250	16.777	9	15:50:24.450	52.350	18.452	17.326	16.572
2	15:44:11.665	52.952	19.359	16.918	16.675	10	15:51:16.839	52.389	18.656	17.214	16.519
3	15:45:04.194	52.529	18.891	16.980	16.658	11	15:52:09.386	52.547	19.253	16.803	16.491
4	15:45:56.784	52.590	18.707	16.864	17.019	(288) Cecile MARTINI					
5	15:46:52.519	55.735	20.452	17.718	17.565	1	15:43:21.637	58.555	23.786	17.860	16.909
6	15:47:44.890	52.371	19.010	16.871	16.490	2	15:44:15.490	53.853	19.363	17.883	16.607
7	15:48:38.010	53.120	18.841	17.049	17.230	3	15:45:08.258	52.768	19.235	16.949	16.584
8	15:49:30.594	52.584	19.154	16.835	16.595	4	15:46:00.327	52.069	18.643	16.883	16.543
9	15:50:22.759	52.165	18.707	17.010	16.448	5	15:46:53.764	53.437	18.899	17.950	16.588
10	15:51:14.887	52.128	18.931	16.726	16.471	6	15:47:46.851	53.087	19.375	17.122	16.590
11	15:52:07.139	52.252	18.740	16.835	16.677	7	15:48:39.799	52.948	19.217	17.029	16.702
(271) Christopher FRIEDRICH						8	15:49:32.624	52.825	19.041	17.107	16.677
1	15:43:18.540	56.326	22.221	17.297	16.808	9	15:50:25.009	52.385	19.069	16.881	16.435
2	15:44:10.948	52.408	18.932	16.893	16.583	10	15:51:17.682	52.673	19.324	16.889	16.460
3	15:45:03.617	52.669	19.152	16.889	16.628	11	15:52:09.743	52.061	18.785	16.856	16.420
4	15:45:57.222	53.605	18.683	16.824	18.098	(267) Max RENBERG					
5	15:46:52.049	54.827	19.691	17.859	17.277	1	15:43:19.839	57.048	22.816	17.430	16.802
6	15:47:44.107	52.058	18.672	16.858	16.528	2	15:44:13.502	53.663	19.664	17.336	16.663
7	15:48:37.675	53.568	19.044	17.178	17.346	3	15:45:06.074	52.572	18.935	17.001	16.636
8	15:49:30.281	52.606	18.691	16.806	17.109	4	15:45:58.755	52.681	18.864	16.914	16.903
9	15:50:23.037	52.756	18.896	17.315	16.545						



Rotax Euro Challenge 2012 Wackersdorf

Rotax Seniors

Wackersdorf 1,275 Km

RACE 15 Qualifying Heat 9 C-E

12.05.2012 15:40

Race (11 Laps) started at 15:42:21

Lap	Time of Day	Lap Tm	S1 Tm	S2 Tm	S3 Tm
5	15:46:52.724	53.969	19.424	17.239	17.306
6	15:47:45.670	52.946	19.372	16.927	16.647
7	15:48:38.399	52.729	18.787	16.845	17.097
8	15:49:32.334	53.935	19.758	17.420	16.757
9	15:50:24.676	52.342	18.962	16.859	16.521
10	15:51:18.004	53.328	19.383	17.109	16.836
11	15:52:10.386	52.382	19.051	16.810	16.521

(302) Kevin MINIER

1	15:43:21.195	58.246	23.740	17.644	16.862
2	15:44:15.120	53.925	19.628	17.692	16.605
3	15:45:07.698	52.578	19.180	16.804	16.594
4	15:45:59.825	52.127	18.832	16.752	16.543
5	15:46:53.227	53.402	19.068	17.740	16.594
6	15:47:46.444	53.217	19.696	16.907	16.614
7	15:48:40.160	53.716	19.406	17.086	17.224
8	15:49:33.150	52.990	18.876	17.059	17.055
9	15:50:25.417	52.267	18.912	16.823	16.532
10	15:51:18.495	53.078	19.335	17.226	16.517
11	15:52:10.555	52.060	18.835	16.754	16.471

(244) Eva BENES

1	15:43:20.724	57.862	23.421	17.623	16.818
2	15:44:14.958	54.234	19.534	17.956	16.744
3	15:45:07.516	52.558	19.041	16.822	16.695
4	15:45:59.526	52.010	18.762	16.716	16.532
5	15:46:52.979	53.453	19.026	17.776	16.651
6	15:47:46.169	53.190	19.257	17.221	16.712
7	15:48:38.702	52.533	18.771	16.859	16.903
8	15:49:32.195	53.493	19.748	16.996	16.749
9	15:50:24.838	52.643	19.279	16.850	16.514
10	15:51:18.331	53.493	19.599	17.322	16.572
11	15:52:10.893	52.562	19.141	16.811	16.610

(241) Pierre AUVRAY

1	15:43:18.205	55.532	21.341	17.355	16.836
2	15:44:13.115	54.910	21.031	17.165	16.714
3	15:45:15.802	1:02.687	28.742	17.182	16.763
4	15:46:08.349	52.547	18.840	17.041	16.666
5	15:47:01.046	52.697	19.034	16.987	16.676
6	15:47:53.466	52.420	18.812	16.964	16.644
7	15:48:45.895	52.429	18.899	16.945	16.585
8	15:49:38.058	52.163	18.768	16.847	16.548
9	15:50:30.361	52.303	18.822	16.894	16.587
10	15:51:22.738	52.377	18.907	16.841	16.629
11	15:52:15.443	52.705	19.083	17.034	16.588

(237) Sten Dorian PIIRIMAGI

1	15:43:20.012	57.389	23.155	17.420	16.814
2	15:44:13.998	53.986	20.000	17.361	16.625
3	15:45:06.594	52.596	18.734	17.118	16.744
4	15:45:58.911	52.317	18.825	16.875	16.617
5	15:46:57.226	58.315	19.414	22.271	16.630
6	15:47:49.573	52.347	18.863	16.868	16.616
7	15:48:41.690	52.117	18.700	16.846	16.571
8	15:49:33.590	51.900	18.728	16.690	16.482
9	15:50:25.768	52.178	18.638	16.920	16.620
10	15:51:19.191	53.423	19.107	17.506	16.810
11	15:52:27.049	1:07.858	32.213	19.072	16.573

(275) Benjamin KARLOG

1	15:43:21.036	57.855	22.824	18.121	16.910
2	15:44:15.372	54.336	19.350	18.273	16.713
3	15:45:08.552	53.180	19.104	17.045	17.031
4	15:46:00.678	52.126	18.572	16.897	16.657
5	15:46:53.474	52.796	18.680	17.526	16.590
6	15:47:46.589	53.115	19.265	16.939	16.911
7	15:48:39.358	52.769	19.126	17.030	16.613
8	15:49:33.008	53.650	19.230	17.207	17.213
9	15:50:25.613	52.605	18.863	17.144	16.598
10	15:51:18.911	53.298	18.975	17.615	16.708
11	15:52:41.719	1:22.808	39.003	22.983	20.822



Rotax Euro Challenge 2012 Wackersdorf

Rotax Seniors

Wackersdorf 1,275 Km

RACE 16 Qualifying Heat10 B-D

12.05.2012 16:00

Race (11 Laps) started at 16:02:16

Pos	No.	Name	Nat.	Chassis	Race Team	Laps	Total Tm	Diff	Best Tm	In Lap	km/h	Points
1	294	Makino TADASUKE	JPN	Birel	Kalman Motorsport	11	9:36.487		51.589	9	88,972	0
2	203	Edward BRAND	GBR	Formula K	Formula K Europe	11	9:36.516	0.029	51.757	9	88,684	2
3	234	Ash HAND	GBR	Tonykart	Strawberry Racing	11	9:36.587	0.100	51.500	9	89,126	3
4	207	Ferenc KANCSAR	AUT	Birel	Kalman Motorsport	11	9:36.749	0.262	51.594	6	88,964	4
5	211	Shaun SLAVIN	GBR	Formula K	Formula K Europe	11	9:37.243	0.756	51.732	10	88,727	5
6	290	Ukyo SASAHARA	JPN	DR	VPDR	11	9:37.298	0.811	51.590	9	88,971	6
7	222	Pierce LEHANE	AUS	Alonso	Dan Holland Racing	11	9:37.573	1.086	51.663	5	88,845	7
8	236	Andy KING	GBR	Tonykart	Strawberry Racing	11	9:37.715	1.228	51.744	9	88,706	8
9	217	Glen VAN DROOGENBROEC	BEL	Tonykart	Bouvin Power	11	9:39.899	3.412	51.544	8	89,050	9
10	278	Barrie PULLINGER	GBR	Alonso	Dan Holland Racing	11	9:39.925	3.438	51.629	6	88,904	10
11	238	Alexandre FINKELSTEIN	FRA	Tonykart	MD Competition	11	9:40.256	3.769	51.516	10	89,099	11
12	227	Matija JURKOVIC	SLO	Formula K	MLM Racing KK	11	9:40.538	4.051	51.702	11	88,778	12
13	263	Henry EASTHOPE	GBR	Sodikart	Sodikart Junior Team	11	9:41.576	5.089	51.448	8	89,216	13
14	245	Hubert PETIT	FRA	Sodikart	Sodikart Junior Team	11	9:42.054	5.567	51.762	10	88,675	14
15	219	Andreas BACKMAN	SWE	Tonykart	Strawberry Racing	11	9:42.127	5.640	51.643	8	88,879	15
16	225	Jeremie LESOUDIER	FRA	Kosmic	PKS	11	9:42.226	5.739	51.443	9	89,225	16
17	303	Giorgio MAGGI	SUI	Tonykart	Blacky Racing	11	9:42.406	5.919	51.551	10	89,038	17
18	230	Charlie TURNER	GBR	CRG	Coles Racing	11	9:42.595	6.108	51.481	9	89,159	18
19	280	Brandon NILSSON	SWE	Exprit	Brandon Racing	11	9:43.215	6.728	51.610	7	88,936	19
20	301	Jonathan JOHANSSON	SWE	Gillard	PDB Racing Team	11	9:44.204	7.717	51.796	10	88,617	20
21	279	Juuso KAUKELIN	FIN	Tonykart	JTL Racing	11	9:47.351	10.864	52.193	5	87,943	21
22	262	Alex ENGBLOM	SWE	Tonykart	Soda Kart	11	9:50.324	13.837	51.976	8	88,310	22
23	257	Ebba GRANDIN	SWE	Kosmic	Soda Kart	11	9:52.331	15.844	51.892	8	88,453	23
24	284	Oliver MYERS	GBR	Tonykart	Coles Racing	9	8:06.328	2 Laps	52.766	3	86,988	24
25	258	Mikkel JOHNSEN	DEN	Intrepid	DMT Racing	7	6:22.871	4 Laps	52.413	3	87,574	25
26	218	Nicolai NIELSEN	DEN	TBA	Star Karting	1	56.314	10 Laps	55.285	1	83,024	26
27	242	Miroslav KOVAR	CZE	MS Kart	MS Kart Racing Team	1	1:19.321	10 Laps	1:17.415	1	59,291	27
28	293	Sandor JAKAB	SVK	Birel	Kalman Motorsport		0.533	11 Laps		0	-	28
29	283	Marco FORRER	SUI	Mach 1	Kartteam Meier		2.882	11 Laps		0	-	29

Announcements

These results are provisional until the conclusion of any judicial and technical matters
 Started: 29 Classified: 29 Not classified: 0

Margin of Victory	Ø km/h	Best Lap Tm	km/h	Best Lap by
0.029	87,582	51.443	89,225	225 - Jeremie LESOUDIER

Timekeeping Ingrid and Meik Wagner:



Clerk of the course Nigel Edwards:

www.mylaps.com

Steward (Chairman) Horst Seidel:

Chief Scrutineer Paul Klaassen:

Licensed to: Motorsport Events

Printed: 12.05.2012 16:13:13

posted at: h



Rotax Euro Challenge 2012 Wackersdorf

Rotax Seniors

Wackersdorf 1,275 Km

RACE 16 Qualifying Heat10 B-D

12.05.2012 16:00

Race (11 Laps) started at 16:02:16

Lap	Time of Day	Lap Tm	S1 Tm	S2 Tm	S3 Tm	Lap	Time of Day	Lap Tm	S1 Tm	S2 Tm	S3 Tm
(294) Makino TADASUKE						7	16:08:26.703	52.480	19.251	16.763	16.466
1	16:03:11.051	54.176	20.302	17.202	16.672	8	16:09:18.529	51.826	18.603	16.733	16.490
2	16:04:04.474	53.423	19.526	16.960	16.937	9	16:10:10.119	51.590	18.585	16.613	16.392
3	16:04:57.227	52.753	18.812	16.851	17.090	10	16:11:01.834	51.715	18.612	16.706	16.397
4	16:05:49.171	51.944	18.770	16.659	16.515	11	16:11:54.173	52.339	18.739	16.865	16.735
5	16:06:41.254	52.083	18.617	16.804	16.662	(222) Pierce LEHANE					
6	16:07:33.002	51.748	18.729	16.653	16.366	1	16:03:11.511	54.516	20.766	17.147	16.603
7	16:08:25.104	52.102	18.823	16.818	16.461	2	16:04:04.666	53.155	19.325	16.931	16.899
8	16:09:17.397	52.293	19.201	16.666	16.426	3	16:04:57.637	52.971	19.173	16.759	17.039
9	16:10:08.986	51.589	17.998	17.163	16.428	4	16:05:49.841	52.204	19.086	16.681	16.437
10	16:11:00.771	51.785	18.089	17.181	16.515	5	16:06:41.504	51.663	18.465	16.743	16.455
11	16:11:53.362	52.591	19.071	16.747	16.773	6	16:07:33.798	52.294	19.083	16.695	16.516
(203) Edward BRAND						7	16:08:26.497	52.699	19.280	16.731	16.688
1	16:03:11.382	54.347	20.515	17.211	16.621	8	16:09:18.636	52.139	18.701	16.713	16.725
2	16:04:04.353	52.971	19.032	17.003	16.936	9	16:10:10.416	51.780	18.780	16.620	16.380
3	16:04:56.629	52.276	18.764	16.820	16.692	10	16:11:02.454	52.038	18.820	16.656	16.562
4	16:05:48.599	51.970	18.618	16.734	16.618	11	16:11:54.448	51.994	18.771	16.777	16.446
5	16:06:41.136	52.537	18.682	16.831	17.024	(236) Andy KING					
6	16:07:32.901	51.765	18.604	16.717	16.444	1	16:03:11.804	54.732	21.001	17.205	16.526
7	16:08:24.900	51.999	18.790	16.685	16.524	2	16:04:04.860	53.056	19.378	16.920	16.758
8	16:09:16.844	51.944	18.768	16.694	16.482	3	16:04:57.499	52.639	19.097	16.823	16.719
9	16:10:08.601	51.757	18.618	16.682	16.457	4	16:05:49.398	51.899	18.744	16.697	16.458
10	16:11:00.630	52.029	18.701	16.802	16.526	5	16:06:41.338	51.940	18.586	16.777	16.577
11	16:11:53.391	52.761	19.031	16.843	16.887	6	16:07:33.699	52.361	19.091	16.715	16.555
(234) Ash HAND						7	16:08:25.646	51.947	18.721	16.675	16.551
1	16:03:13.713	56.479	22.594	17.281	16.604	8	16:09:17.890	52.244	18.785	16.753	16.706
2	16:04:06.081	52.368	18.910	16.936	16.522	9	16:10:09.634	51.744	18.509	16.689	16.546
3	16:04:58.371	52.290	18.875	16.788	16.627	10	16:11:02.538	52.904	19.318	16.688	16.898
4	16:05:50.731	52.360	19.081	16.693	16.586	11	16:11:54.590	52.052	18.769	16.863	16.420
5	16:06:42.592	51.861	18.739	16.704	16.418	(217) Glen VAN DROOGENBROECK					
6	16:07:34.127	51.535	18.538	16.611	16.386	1	16:03:12.209	54.889	21.135	17.193	16.561
7	16:08:26.024	51.897	18.823	16.656	16.418	2	16:04:04.999	52.790	19.139	17.008	16.643
8	16:09:17.782	51.758	18.648	16.687	16.423	3	16:04:58.103	53.104	19.106	16.951	17.047
9	16:10:09.282	51.500	18.402	16.652	16.446	4	16:05:50.925	52.822	18.963	16.745	17.114
10	16:11:01.045	51.763	18.485	16.802	16.476	5	16:06:43.139	52.214	19.033	16.749	16.432
11	16:11:53.462	52.417	19.001	16.869	16.547	6	16:07:34.721	51.582	18.433	16.715	16.434
(207) Ferenc KANCSAR						7	16:08:27.424	52.703	18.513	17.183	17.007
1	16:03:13.826	56.209	22.657	17.069	16.483	8	16:09:18.968	51.544	18.492	16.696	16.356
2	16:04:05.818	51.992	18.520	16.802	16.670	9	16:10:11.610	52.642	18.915	17.173	16.554
3	16:04:58.297	52.479	18.575	16.792	17.112	10	16:11:03.919	52.309	18.642	16.786	16.881
4	16:05:50.799	52.502	18.914	16.734	16.854	11	16:11:56.774	52.855	19.355	16.898	16.602
5	16:06:42.799	52.000	18.810	16.726	16.464	(278) Barrie PULLINGER					
6	16:07:34.393	51.594	18.522	16.678	16.394	1	16:03:14.600	56.963	23.297	17.054	16.612
7	16:08:26.426	52.033	18.824	16.753	16.456	2	16:04:06.550	51.950	18.622	16.831	16.497
8	16:09:18.080	51.654	18.452	16.623	16.579	3	16:04:59.159	52.609	18.756	17.200	16.653
9	16:10:09.821	51.741	18.491	16.659	16.591	4	16:05:51.110	51.951	18.676	16.731	16.544
10	16:11:01.646	51.825	18.726	16.725	16.374	5	16:06:43.542	52.432	19.153	16.751	16.528
11	16:11:53.624	51.978	18.585	16.841	16.552	6	16:07:35.171	51.629	18.505	16.721	16.403
(211) Shaun SLAVIN						7	16:08:27.164	51.993	18.629	16.799	16.565
1	16:03:11.173	54.219	20.392	17.264	16.563	8	16:09:18.844	51.680	18.512	16.705	16.463
2	16:04:03.971	52.798	19.070	16.937	16.791	9	16:10:11.842	52.998	19.196	16.868	16.934
3	16:04:56.740	52.769	18.983	17.099	16.687	10	16:11:03.800	51.958	18.625	16.745	16.588
4	16:05:49.047	52.307	18.708	16.757	16.842	11	16:11:56.800	53.000	19.344	16.865	16.791
5	16:06:40.993	51.946	18.610	16.788	16.548	(238) Alexandre FINKELSTEIN					
6	16:07:32.816	51.823	18.561	16.742	16.520	1	16:03:16.371	58.030	24.039	17.469	16.522
7	16:08:25.339	52.523	18.731	17.241	16.551	2	16:04:08.292	51.921	18.622	16.818	16.481
8	16:09:17.291	51.952	18.713	16.718	16.521	3	16:05:00.151	51.859	18.618	16.717	16.524
9	16:10:09.404	52.113	18.422	17.004	16.687	4	16:05:52.847	52.696	18.608	16.829	17.259
10	16:11:01.136	51.732	18.567	16.710	16.455	5	16:06:45.480	52.633	19.084	16.841	16.708
11	16:11:54.118	52.982	19.357	16.843	16.782	6	16:07:37.923	52.443	19.224	16.787	16.432
(290) Ukyo SASAHARA						7	16:08:30.307	52.384	19.224	16.727	16.433
1	16:03:11.675	54.490	20.723	17.162	16.605	8	16:09:21.931	51.624	18.556	16.663	16.405
2	16:04:04.590	52.915	19.308	16.937	16.670	9	16:10:13.927	51.996	18.671	16.785	16.540
3	16:04:57.137	52.547	18.929	16.782	16.836	10	16:11:05.443	51.516	18.361	16.690	16.465
4	16:05:48.867	51.730	18.649	16.629	16.452	11	16:11:57.131	51.688	18.616	16.682	16.390
5	16:06:40.775	51.908	18.600	16.769	16.539	(227) Matija JURKOVIC					
6	16:07:34.223	53.448	19.884	16.949	16.615	1	16:03:15.995	57.408	23.567	17.140	16.701



Rotax Euro Challenge 2012 Wackersdorf

Rotax Seniors

Wackersdorf 1,275 Km

RACE 16 Qualifying Heat10 B-D

12.05.2012 16:00

Race (11 Laps) started at 16:02:16

Lap	Time of Day	Lap Tm	S1 Tm	S2 Tm	S3 Tm	Lap	Time of Day	Lap Tm	S1 Tm	S2 Tm	S3 Tm
2	16:04:08.447	52.452	18.748	16.886	16.818	10	16:11:07.335	51.551	18.479	16.705	16.367
3	16:05:00.589	52.142	18.728	16.849	16.565	11	16:11:59.281	51.946	18.566	16.740	16.640
4	16:05:52.748	52.159	18.608	16.713	16.838	(230) Charlie TURNER					
5	16:06:45.182	52.434	18.704	16.901	16.829	1	16:03:18.767	59.087	24.070	17.766	17.251
6	16:07:37.441	52.259	18.809	16.774	16.676	2	16:04:11.909	53.142	19.497	17.097	16.548
7	16:08:29.454	52.013	18.696	16.797	16.520	3	16:05:04.269	52.360	18.900	16.864	16.596
8	16:09:21.665	52.211	19.107	16.692	16.412	4	16:05:56.336	52.067	18.776	16.766	16.525
9	16:10:13.461	51.796	18.584	16.723	16.489	5	16:06:48.621	52.285	18.716	16.864	16.705
10	16:11:05.711	52.250	18.585	17.095	16.570	6	16:07:41.091	52.470	19.268	16.701	16.501
11	16:11:57.413	51.702	18.696	16.675	16.331	7	16:08:32.791	51.700	18.587	16.664	16.449
(263) Henry EASTHOPE						8	16:09:24.471	51.680	18.563	16.692	16.425
1	16:03:17.826	58.415	23.641	17.748	17.026	9	16:10:15.952	51.481	18.485	16.611	16.385
2	16:04:10.522	52.696	19.316	16.885	16.495	10	16:11:07.596	51.644	18.495	16.824	16.325
3	16:05:02.341	51.819	18.614	16.735	16.470	11	16:11:59.470	51.874	18.600	16.645	16.629
4	16:05:55.005	52.664	19.374	16.715	16.575	(280) Brandon NILSSON					
5	16:06:47.702	52.697	19.325	16.830	16.542	1	16:03:17.939	58.915	24.135	17.764	17.016
6	16:07:39.462	51.760	18.598	16.729	16.433	2	16:04:10.865	52.926	19.233	17.157	16.536
7	16:08:31.356	51.894	18.641	16.608	16.645	3	16:05:02.884	52.019	18.588	16.778	16.653
8	16:09:22.804	51.448	18.513	16.598	16.337	4	16:05:55.330	52.446	19.001	16.906	16.539
9	16:10:14.406	51.602	18.476	16.657	16.469	5	16:06:48.338	53.008	18.577	17.590	16.841
10	16:11:06.344	51.938	18.469	16.853	16.616	6	16:07:41.501	53.163	19.734	16.959	16.470
11	16:11:58.451	52.107	18.676	16.927	16.504	7	16:08:33.111	51.610	18.402	16.796	16.412
(245) Hubert PETIT						8	16:09:24.867	51.756	18.577	16.738	16.441
1	16:03:15.050	55.932	22.378	17.044	16.510	9	16:10:16.665	51.798	18.505	16.804	16.489
2	16:04:06.919	51.869	18.623	16.784	16.462	10	16:11:08.368	51.703	18.506	16.777	16.420
3	16:04:59.626	52.707	18.677	17.175	16.855	11	16:12:00.090	51.722	18.561	16.736	16.425
4	16:05:52.331	52.705	19.008	16.784	16.913	(301) Jonathan JOHANSSON					
5	16:06:45.254	52.923	19.334	16.791	16.798	1	16:03:19.849	1:02.701	28.214	17.244	17.243
6	16:07:37.522	52.268	19.086	16.691	16.491	2	16:04:12.274	52.425	19.049	16.847	16.529
7	16:08:29.527	52.005	18.893	16.693	16.419	3	16:05:04.812	52.538	18.874	17.044	16.620
8	16:09:21.440	51.913	18.872	16.605	16.436	4	16:05:56.690	51.878	18.724	16.703	16.451
9	16:10:14.103	52.663	19.023	16.822	16.818	5	16:06:49.049	52.359	18.619	16.920	16.820
10	16:11:05.865	51.762	18.649	16.709	16.404	6	16:07:41.757	52.708	19.307	16.913	16.488
11	16:11:58.929	53.064	19.023	17.172	16.869	7	16:08:33.619	51.862	18.564	16.818	16.480
(219) Andreas BACKMAN						8	16:09:25.503	51.884	18.648	16.794	16.442
1	16:03:13.393	56.135	22.384	17.219	16.532	9	16:10:17.366	51.863	18.552	16.838	16.473
2	16:04:05.670	52.277	18.678	16.860	16.739	10	16:11:09.162	51.796	18.562	16.686	16.548
3	16:04:59.769	54.099	19.607	17.653	16.839	11	16:12:01.079	51.917	18.674	16.771	16.472
4	16:05:52.558	52.789	18.712	17.280	16.797	(279) Juuso KAUKELIN					
5	16:06:45.310	52.752	18.726	17.327	16.699	1	16:03:18.879	59.618	24.676	17.907	17.035
6	16:07:37.741	52.431	19.233	16.767	16.431	2	16:04:11.772	52.893	19.223	17.068	16.602
7	16:08:30.882	53.141	19.651	16.999	16.491	3	16:05:05.085	53.313	19.247	17.319	16.747
8	16:09:22.525	51.643	18.462	16.749	16.432	4	16:05:57.291	52.206	18.776	16.845	16.585
9	16:10:14.621	52.096	18.423	16.794	16.879	5	16:06:49.484	52.193	18.786	16.892	16.515
10	16:11:06.450	51.829	18.442	16.868	16.519	6	16:07:42.630	53.146	19.350	16.895	16.901
11	16:11:59.002	52.552	18.738	17.029	16.785	7	16:08:35.121	52.491	18.998	16.929	16.564
(225) Jeremie LESOUDIER						8	16:09:27.349	52.228	18.820	16.857	16.551
1	16:03:16.738	58.423	24.196	17.536	16.691	9	16:10:19.549	52.200	18.681	16.954	16.565
2	16:04:09.229	52.491	18.777	16.828	16.886	10	16:11:11.774	52.225	18.675	16.963	16.587
3	16:05:01.169	51.940	18.555	16.785	16.600	11	16:12:04.226	52.452	18.924	16.946	16.582
4	16:05:53.002	51.833	18.512	16.783	16.538	(262) Alex ENGBLOM					
5	16:06:45.631	52.629	19.202	16.803	16.624	1	16:03:16.976	58.278	23.963	17.590	16.725
6	16:07:38.143	52.512	19.317	16.764	16.431	2	16:04:09.422	52.446	18.808	16.985	16.653
7	16:08:31.508	53.365	19.394	17.067	16.904	3	16:05:01.995	52.573	18.808	16.965	16.800
8	16:09:23.371	51.863	18.730	16.700	16.433	4	16:05:59.133	57.138	23.547	17.022	16.569
9	16:10:14.814	51.443	18.424	16.651	16.368	5	16:06:51.381	52.248	18.806	16.798	16.644
10	16:11:06.533	51.719	18.448	16.869	16.402	6	16:07:43.551	52.170	18.826	16.827	16.517
11	16:11:59.101	52.568	18.899	16.944	16.725	7	16:08:36.008	52.457	18.860	16.974	16.623
(303) Giorgio MAGGI						8	16:09:27.984	51.976	18.674	16.765	16.537
1	16:03:18.030	59.948	25.173	17.929	16.846	9	16:10:20.164	52.180	18.749	16.792	16.639
2	16:04:11.202	53.172	19.444	17.169	16.559	10	16:11:12.208	52.044	18.783	16.778	16.483
3	16:05:03.086	51.884	18.496	16.867	16.521	11	16:12:07.199	54.991	18.888	16.926	19.177
4	16:05:55.517	52.431	19.048	16.852	16.531	(257) Ebba GRANDIN					
5	16:06:48.392	52.875	19.110	17.048	16.717	1	16:03:27.103	1:08.129	25.187	17.963	24.979
6	16:07:40.677	52.285	19.077	16.745	16.463	2	16:04:20.558	53.455	19.487	17.244	16.724
7	16:08:32.510	51.833	18.619	16.792	16.422	3	16:05:12.745	52.187	18.815	16.834	16.538
8	16:09:24.141	51.631	18.524	16.697	16.410	4	16:06:04.916	52.171	18.741	16.866	16.564
9	16:10:15.784	51.643	18.536	16.700	16.407						



Rotax Euro Challenge 2012 Wackersdorf

Rotax Seniors

Wackersdorf 1,275 Km

RACE 16 Qualifying Heat10 B-D

12.05.2012 16:00

Race (11 Laps) started at 16:02:16

Lap	Time of Day	Lap Tm	S1 Tm	S2 Tm	S3 Tm
5	16:06:56.843	51.927	18.615	16.829	16.483
6	16:07:49.337	52.494	18.775	17.006	16.713
7	16:08:41.448	52.111	18.697	16.913	16.501
8	16:09:33.340	51.892	18.580	16.790	16.522
9	16:10:25.249	51.909	18.670	16.761	16.478
10	16:11:17.181	51.932	18.669	16.786	16.477
11	16:12:09.206	52.025	18.715	16.806	16.504

(284) Oliver MYERS

1	16:03:16.085	58.050	23.878	17.199	16.973
2	16:04:09.309	53.224	19.142	16.929	17.153
3	16:05:02.075	52.766	18.783	16.937	17.046
4	16:05:55.074	52.999	19.138	16.868	16.993
5	16:06:48.450	53.376	19.102	17.148	17.126
6	16:07:42.764	54.314	20.623	16.907	16.784
7	16:08:36.349	53.585	19.521	16.918	17.146
8	16:09:29.151	52.802	18.925	17.073	16.804
9	16:10:23.203	54.052	18.990	16.918	18.144

(258) Mikkel JOHNSEN

1	16:03:17.316	59.132	24.712	17.674	16.746
2	16:04:09.852	52.536	18.838	17.036	16.662
3	16:05:02.265	52.413	18.798	16.925	16.690
4	16:05:55.943	53.678	20.108	16.956	16.614
5	16:06:49.312	53.369	18.940	17.188	17.241
6	16:07:42.556	53.244	19.272	16.966	17.006
7	16:08:39.746	57.190	19.785	18.338	19.067

(218) Nicolai NIELSEN

1	16:03:13.189	55.285	21.489	17.185	16.611
---	--------------	---------------	--------	--------	---------------

(242) Miroslav KOVAR

1	16:03:36.196	1:17.415	25.541	17.916	33.958
---	--------------	-----------------	---------------	---------------	---------------



Rotax Euro Challenge 2012

Rotax Max Seniors

-Official Result-

Wackersdorf / Germany

Ranking after Heats

Pos.	No.	Firstname	Lastname	Nat.	Chassis	Race Team	QP	Points	Diff.	A-B	C-D	A-E	B-C	D-E	A-C	B-E	A-D	C-E	B-D
1	203	Edward	BRAND	GBR	Formula K	Formula K Europe	14	9		--	4	--	--	0	--	--	3	--	2
2	222	Pierce	LEHANE	AUS	Alonso	Dan Holland Racing	2	11	-2	4	--	--	0	--	--	0	--	--	7
3	299	Philip	MORIN	SWE	Alonso	Dan Holland Racing	16	13	-4	3	--	3	--	--	3	--	4	--	--
4	208	Charlie	EASTWOOD	IRL	Formula K	Protrain Racing	1	14	-5	2	--	8	--	--	2	--	2	--	--
5	236	Andy	KING	GBR	Tonykart	Strawberry Racing	7	20	-11	7	--	--	3	--	--	2	--	--	8
6	260	Bas	de LAAT	NED	Gillard	PDB Racing Team	8	20	-11	--	5	--	5	--	7	--	--	3	--
7	212	Jiri	FORMAN	GBR	MS Kart	MS Kart Racing Team	10	20	-11	--	--	4	--	6	--	6	--	4	--
8	254	Harrison	SCOTT	GBR	Tonykart	Strawberry Racing	6	26	-17	0	--	26	--	--	0	--	0	--	--
9	232	James	SINGLETON	GBR	CRG	Coles Racing	26	29	-20	10	--	2	--	--	6	--	11	--	--
10	224	Aavo	TALVAR	EST	Intrepid	Talvar Racing	28	33	-24	--	12	--	9	--	5	--	--	7	--
11	294	Makino	TADASUKE	JPN	Birel	Kalman Motorsport	4	34	-25	--	3	--	--	3	--	--	28	--	0
12	269	John	FRIBERG	SWE	Tonykart	Soda Kart	18	34	-25	--	0	--	4	--	28	--	--	2	--
13	205	Sean	BABINGTON	GBR	Alonso	Dan Holland Racing	3	35	-26	--	2	--	6	--	27	--	--	0	--
14	213	Thomas	BENISRI	FRA	Sodikart	Win Max	15	35	-26	--	--	14	--	10	--	5	--	6	--
15	278	Barrie	PULLINGER	GBR	Alonso	Dan Holland Racing	29	35	-26	--	8	--	--	12	--	--	5	--	10
16	214	Michael	COOL	BEL	Tonykart	Bouvin Power	5	36	-27	--	--	11	--	7	--	7	--	11	--
17	234	Ash	HAND	GBR	Tonykart	Strawberry Racing	17	36	-27	28	--	--	2	--	--	3	--	--	3
18	250	Ludvig	MORIN	SWE	Kosmic	Paul Carr Racing	25	36	-27	--	--	22	--	5	--	4	--	5	--
19	217	Glen	VAN DROOGENBF	BEL	Tonykart	Bouvin Power	22	38	-29	6	--	--	10	--	--	13	--	--	9
20	207	Ferenc	KANCSAR	AUT	Birel	Kalman Motorsport	32	38	-29	15	--	--	8	--	--	11	--	--	4
21	238	Alexandre	FINKELSTEIN	FRA	Tonykart	MD Competition	44	38	-29	--	9	--	--	9	--	--	9	--	11
22	211	Shaun	SLAVIN	GBR	Formula K	Formula K Europe	9	40	-31	--	6	--	--	2	--	--	27	--	5
23	216	Bryan	EERDEN	NED	Gillard	PDB Racing Team	13	44	-35	--	13	--	7	--	15	--	--	9	--
24	223	Jacob	NIELSEN	DEN	Kosmic	Star Karting	45	44	-35	--	--	7	--	13	--	12	--	12	--
25	221	Jesse	LAZARE	CAN	Formula K	Chapman Racing/Protrain	11	46	-37	5	--	13	--	--	4	--	24	--	--
26	290	Ukyo	SASAHARA	JPN	DR	VPDR	19	46	-37	--	7	--	--	4	--	--	29	--	6
27	263	Henry	EASTHOPE	GBR	Sodikart	Sodikart Junior Team	64	47	-38	--	10	--	--	17	--	--	7	--	13
28	268	Francisco	MORA	POR	FA	Cabo do Mundo Karttear	36	50	-41	12	--	5	--	--	8	--	25	--	--
Position 1 -28 qualified for Prefinal																			
29	296	Josh	HART	NZL	Birel	Kalman Motorsport	20	52	-43	--	--	27	--	8	--	9	--	8	--
30	261	Stephane	KOX	NED	Formula K	Formula K Europe	23	52	-43	--	18	--	13	--	11	--	--	10	--
31	218	Nicolai	NIELSEN	DEN	TBA	Star Karting	34	56	-47	--	11	--	--	11	--	--	8	--	26
32	259	Nicolas	PICOT	FRA	Sodikart	Kart Pro Racing	38	56	-47	--	14	--	15	--	12	--	--	15	--
33	240	Petr	BEZEL	CZE	MS Kart	MS Kart Racing Team	21	59	-50	8	--	0	--	--	29	--	22	--	--
34	272	Jules	COUSIN	FRA	FA Kart	DSS Kart	43	60	-51	--	21	--	11	--	14	--	--	14	--
35	220	Mathias	SMITH	DEN	Kosmic	Star Karting	46	60	-51	9	--	25	--	--	20	--	6	--	--
36	255	Moritz	OBERHEIM	GER	LH Kart	Matis Motorsport	70	60	-51	--	--	10	--	20	--	17	--	13	--
37	286	Lukasz	BARTOSZUK	POL	Praga	Uniq Racing	61	63	-54	23	--	9	--	--	18	--	13	--	--
38	271	Christophe	FRIEDRICH	GER	Praga	M-Tec/Praga Racing	35	64	-55	--	--	12	--	16	--	19	--	17	--
39	270	Santeri	VARIS	FIN	Tonykart	JTL Racing	33	65	-56	--	15	--	24	--	10	--	--	16	--
40	280	Brandon	NILSSON	SWE	Exprit	Brandon Racing	54	66	-57	--	16	--	--	19	--	--	12	--	19
41	266	Petr	FULIN	CZE	MS Kart	MS Kart Racing Team	40	67	-58	--	--	17	--	14	--	18	--	18	--
42	227	Matija	JURKOVIC	SLO	Formula K	MLM Racing KK	52	68	-59	16	--	--	25	--	--	15	--	--	12
43	243	Glenn	VAN PARIJS	BEL	Zanardi	Raw Racing Team	66	69	-60	21	--	6	--	--	25	--	17	--	--
44	293	Sandor	JAKAB	SVK	Birel	Kalman Motorsport	27	70	-61	11	--	--	21	--	--	10	--	--	28
45	246	Sabedin Be	TURKER	TUR	Formula K	Protrain Racing	31	70	-61	13	--	23	--	--	13	--	21	--	--

 These results are provisional until the conclusion of any judicial and technical matters

Clerk of the course Nigel Edwards:

Stewards (Chairman) Horst Seidel:

Timekeeping Ingrid/Meik Wagner:

Scrutineer Paul Klaassen:



Rotax Euro Challenge 2012

Rotax Max Seniors

Wackersdorf / Germany

-Official Result-

Ranking after Heats

Pos.	No.	Firstname	Lastname	Nat.	Chassis	Race Team	QP	Points	Diff.	A-B	C-D	A-E	B-C	D-E	A-C	B-E	A-D	C-E	B-D
46	230	Charlie	TURNER	GBR	CRG	Coles Racing	72	70	-61	14	--	--	14	--	--	24	--	--	18
47	301	Jonathan	JOHANSSON	SWE	Gillard	PDB Racing Team	12	71	-62	27	--	--	16	--	--	8	--	--	20
48	303	Giorgio	MAGGI	SUI	Tonykart	Blacky Racing	39	72	-63	--	25	--	--	15	--	--	15	--	17
49	258	Mikkel	JOHNSEN	DEN	Intrepid	DMT Racing	42	73	-64	17	--	--	17	--	--	14	--	--	25
50	219	Andreas	BACKMAN	SWE	Tonykart	Strawberry Racing	24	74	-65	--	20	--	--	23	--	--	16	--	15
51	262	Alex	ENGBLOM	SWE	Tonykart	Soda Kart	49	74	-65	--	17	--	--	21	--	--	14	--	22
52	233	Manon	CHAVAGNE	NED	Topkart	Slangen Karting	56	74	-65	22	--	18	--	--	24	--	10	--	--
53	225	Jeremie	LESOUDIER	FRA	Kosmic	PKS	47	78	-69	25	--	--	12	--	--	25	--	--	16
54	245	Hubert	PETIT	FRA	Sodikart	Sodikart Junior Team	67	78	-69	19	--	--	22	--	--	23	--	--	14
55	226	Erik	STILLMANN	SWE	Sodikart	Wallberg Motorsport	50	80	-71	--	--	20	--	18	--	22	--	20	--
56	300	Joel	AFFOLTER	NED	Gillard	PDB Racing Team	51	80	-71	20	--	31	--	--	9	--	20	--	--
57	237	Sten Doriar	PIIRIMAGI	EST	Tonykart	Aix Racing Team	48	82	-73	--	19	--	19	--	17	--	--	27	--
58	248	Artem	KOROLEV	CAN	Intrepid	Team TKP	71	85	-76	26	--	21	--	--	19	--	19	--	--
59	284	Oliver	MYERS	GBR	Tonykart	Coles Racing	37	86	-77	18	--	--	23	--	--	21	--	--	24
60	279	Juuso	KAUKELIN	FIN	Tonykart	JTL Racing	59	88	-79	--	23	--	--	26	--	--	18	--	21
61	252	Juuso	PYKALAINEN	FIN	Tonykart	MPT Racing	41	89	-80	32	--	15	--	--	16	--	26	--	--
62	267	Max	RENBERG	SWE	Tonykart	Soda Kart	55	90	-81	--	--	16	--	25	--	26	--	23	--
Position 29-62 qualified for Second Chance Heat // From position 63 qualified for Consolation Race																			
63	304	Oliver	NORRIS	GBR	Tonykart	RL Racing Dept Ltd	30	93	-84	--	--	19	--	24	--	31	--	19	--
64	244	Eva	BENES	FRA	Kosmic	PKS	63	93	-84	--	27	--	18	--	23	--	--	25	--
65	241	Pierre	AUVRAY	FRA	FA Kart	DSS Kart	53	96	-87	--	22	--	27	--	21	--	--	26	--
66	257	Ebba	GRANDIN	SWE	Kosmic	Soda Kart	62	97	-88	29	--	--	29	--	--	16	--	--	23
67	302	Kevin	MINIER	FRA	Tonykart	MD Competition	60	98	-89	--	--	24	--	22	--	28	--	24	--
68	288	Cecile	MARTINI	FRA	Sodikart	Martini Racing	65	98	-89	--	--	28	--	28	--	20	--	22	--
69	306	Kevin	KEMMLING	GER	Formula K	Kartschmie.de	58	99	-90	--	28	--	28	--	22	--	--	21	--
70	275	Benjamin	KARLOG	DEN	Tonykart	RS Competition	68	100	-91	--	26	--	20	--	26	--	--	28	--
71	283	Marco	FORRER	SUI	Mach 1	Kartteam Meier	69	103	-94	--	24	--	--	27	--	--	23	--	29
72	242	Miroslav	KOVAR	CZE	MS Kart	MS Kart Racing Team	57	104	-95	24	--	--	26	--	--	27	--	--	27

----- These results are provisional until the conclusion of any judicial and technical matters -----

Clerk of the course Nigel Edwards:

Stewards (Chairman) Horst Seidel:

Timekeeping Ingrid/Meik Wagner:

Scrutineer Paul Klaassen:

Printed: 12.05.2012 18:57

Posted at: h

Rotax Euro Challenge 2012
 Class: Rotax Max Seniors
 Date/Time: 13.05.2012 10:00

Track: Wackersdorf / Germany
 Heat: Second Chance Heat
 Laps: 11

Edition 1

Juuso PYKALAINEN	252	Points 89 Quali Rank 41
	33	
Oliver MYERS	284	Points 86 Quali Rank 37
	31	
Sten Dorian PIIRIMAGI	237	Points 82 Quali Rank 48
	29	
Erik STILLMANN	226	Points 80 Quali Rank 50
	27	
Jeremie LESOUDIER	225	Points 78 Quali Rank 47
	25	
Alex ENGBLOM	262	Points 74 Quali Rank 49
	23	
Mikkel JOHNSEN	258	Points 73 Quali Rank 42
	21	
Jonathan JOHANSSON	301	Points 71 Quali Rank 12
	19	
Sabedin Berat TURKER	246	Points 70 Quali Rank 31
	17	
Glenn VAN PARIJS	243	Points 69 Quali Rank 66
	15	
Petr FULIN	266	Points 67 Quali Rank 40
	13	
Santeri VARIS	270	Points 65 Quali Rank 33
	11	
Lukasz BARTOSZUK	286	Points 63 Quali Rank 61
	9	
Mathias SMITH	220	Points 60 Quali Rank 46
	7	
Petr BEZEL	240	Points 59 Quali Rank 21
	5	
Nicolai NIELSEN	218	Points 56 Quali Rank 34
	3	
Josh HART	296	Points 52 Quali Rank 20
	1	

17	Max RENBERG	267	Points 90 Quali Rank 55
		34	
16	Juuso KAUKELIN	279	Points 88 Quali Rank 59
		32	
15	Artem KOROLEV	248	Points 85 Quali Rank 71
		30	
14	Joel AFFOLTER	300	Points 80 Quali Rank 51
		28	
13	Hubert PETIT	245	Points 78 Quali Rank 67
		26	
12	Manon CHAVAGNE	233	Points 74 Quali Rank 56
		24	
11	Andreas BACKMAN	219	Points 74 Quali Rank 24
		22	
10	Giorgio MAGGI	303	Points 72 Quali Rank 39
		20	
9	Charlie TURNER	230	Points 70 Quali Rank 72
		18	
8	Sandor JAKAB	293	Points 70 Quali Rank 27
		16	
7	Matija JURKOVIC	227	Points 68 Quali Rank 52
		14	
6	Brandon NILSSON	280	Points 66 Quali Rank 54
		12	
5	Christopher FRIEDRICH	271	Points 64 Quali Rank 35
		10	
4	Moritz OBERHEIM	255	Points 60 Quali Rank 70
		8	
3	Jules COUSIN	272	Points 60 Quali Rank 43
		6	
2	Nicolas PICOT	259	Points 56 Quali Rank 38
		4	
1	Stephane KOX	261	Points 52 Quali Rank 23
		2	

Pole Position

Clerk of the course Nigel Edwards:
 Stewards (Chairman) Horst Seidel:

Scrutineer Paul Klaassen:
 Timekeeping Ingrid/Meik Wagner:

Rotax Euro Challenge 2012
 Class: Rotax Max Seniors
 Date/Time: 13.05.2012 10:40

Track: Wackersdorf / Germany
 Heat: Consolation Race
 Laps: 11

Edition 1

	Points	Quali Rank x
	27	
	25	
	23	
	21	
	19	
	17	
	15	
	13	
	11	
Marco FORRER	283	Points 103 Quali Rank 69
Kevin KEMMLING	306	Points 99 Quali Rank 58
Kevin MINIER	302	Points 98 Quali Rank 60
Pierre AUVRAY	241	Points 96 Quali Rank 53
Oliver NORRIS	304	Points 93 Quali Rank 30

	Points	Quali Rank x
	28	
	26	
	24	
	22	
	20	
	18	
	16	
	14	
	12	
Miroslav KOVAR	242	Points 104 Quali Rank 57
Benjamin KARLOG	275	Points 100 Quali Rank 68
Cecile MARTINI	288	Points 98 Quali Rank 65
Ebba GRANDIN	257	Points 97 Quali Rank 62
Eva BENES	244	Points 93 Quali Rank 63

Pole Position

Clerk of the course Nigel Edwards:
 Stewards (Chairman) Horst Seidel:

Scrutineer Paul Klaassen:
 Timekeeping Ingrid/Meik Wagner:



Rotax Euro Challenge 2012 Wackersdorf

Rotax Seniors

Wackersdorf 1,275 Km

Warm up qualified 29-62

13.05.2012 08:50

Practice (5:00 Time) started at 8:50:01

Pos	No.	Name	Nat.	Chassis	Race Team	Laps	Best Tm	Diff	Gap In Lap	km/h
1	261	Stephane KOX	NED	Formula K	Formula K Europe	5	51.703			5 88,776
2	218	Nicolai NIELSEN	DEN	TBA	Star Karting	5	51.705	0.002	0.002	4 88,773
3	220	Mathias SMITH	DEN	Kosmic	Star Karting	5	51.712	0.009	0.007	4 88,761
4	219	Andreas BACKMAN	SWE	Tonykart	Strawberry Racing	5	51.761	0.058	0.049	5 88,677
5	272	Jules COUSIN	FRA	FA Kart	DSS Kart	5	51.822	0.119	0.061	5 88,572
6	252	Juuso PYKALAINEN	FIN	Tonykart	MPT Racing	5	51.833	0.130	0.011	5 88,554
7	280	Brandon NILSSON	SWE	Exprit	Brandon Racing	5	51.855	0.152	0.022	5 88,516
8	271	Christopher FRIEDRICH	GER	Praga	M-Tec/Praga Racing	5	51.859	0.156	0.004	3 88,509
9	255	Moritz OBERHEIM	GER	LH Kart	Matis Motorsport	5	51.909	0.206	0.050	4 88,424
10	296	Josh HART	NZL	Birel	Kalman Motorsport	5	51.922	0.219	0.013	4 88,402
11	240	Petr BEZEL	CZE	MS Kart	MS Kart Racing Team	5	51.947	0.244	0.025	5 88,359
12	300	Joel AFFOLTER	NED	Gillard	PDB Racing Team	5	52.017	0.314	0.070	5 88,240
13	303	Giorgio MAGGI	SUI	Tonykart	Blacky Racing	5	52.095	0.392	0.078	4 88,108
14	286	Lukasz BARTOSZUK	POL	Praga	Uniq Racing	5	52.152	0.449	0.057	4 88,012
15	270	Santeri VARIS	FIN	Tonykart	JTL Racing	5	52.160	0.457	0.008	4 87,998
16	243	Glenn VAN PARIJS	BEL	Zanardi	Raw Racing Team	5	52.177	0.474	0.017	4 87,970
17	245	Hubert PETIT	FRA	Sodikart	Sodikart Junior Team	5	52.209	0.506	0.032	5 87,916
18	259	Nicolas PICOT	FRA	Sodikart	Kart Pro Racing	5	52.220	0.517	0.011	5 87,897
19	248	Artem KOROLEV	CAN	Intrepid	Team TKP	5	52.294	0.591	0.074	3 87,773
20	266	Petr FULIN	CZE	MS Kart	MS Kart Racing Team	5	52.357	0.654	0.063	3 87,667
21	226	Erik STILLMANN	SWE	Sodikart	Wallberg Motorsport	5	52.382	0.679	0.025	5 87,626
22	293	Sandor JAKAB	SVK	Birel	Kalman Motorsport	5	52.483	0.780	0.101	3 87,457
23	227	Matija JURKOVIC	SLO	Formula K	MLM Racing KK	5	52.612	0.909	0.129	3 87,242
24	301	Jonathan JOHANSSON	SWE	Gillard	PDB Racing Team	5	52.617	0.914	0.005	4 87,234
25	237	Sten Dorian PIIRIMAGI	EST	Tonykart	Aix Racing Team	4	52.778	1.075	0.161	3 86,968
26	258	Mikkel JOHNSEN	DEN	Intrepid	DMT Racing	5	53.064	1.361	0.286	3 86,499
27	279	Juuso KAUKELIN	FIN	Tonykart	JTL Racing	5	53.074	1.371	0.010	5 86,483
28	284	Oliver MYERS	GBR	Tonykart	Coles Racing	4	53.240	1.537	0.166	3 86,213
29	267	Max RENBERG	SWE	Tonykart	Soda Kart	5	53.255	1.552	0.015	3 86,189
30	233	Manon CHAVAGNE	NED	Topkart	Slangen Karting	5	53.257	1.554	0.002	3 86,186
31	246	Sabedin Berat TURKER	TUR	Formula K	Protrain Racing	4	53.703	2.000	0.446	4 85,470
32	225	Jeremie LESOUDIER	FRA	Kosmic	PKS	1	54.375	2.672	0.672	1 84,414
33	230	Charlie TURNER	GBR	CRG	Coles Racing	1	55.168	3.465	0.793	1 83,200



Rotax Euro Challenge 2012 Wackersdorf

Rotax Seniors

Wackersdorf 1,275 Km

Warm up qualified 29-62

13.05.2012 08:50

Practice (5:00 Time) started at 8:50:01

Lap	Time of Day	Lap Tm	S1 Tm	S2 Tm	S3 Tm
(261) Stephane KOX					
1	8:51:57.810	56.056	20.884	17.934	17.238
2	8:52:50.592	52.782	19.267	17.016	16.499
3	8:53:43.502	52.910	18.895	16.913	17.102
4	8:54:35.447	51.945	18.851	16.755	16.339
5	8:55:27.150	51.703	18.580	16.652	16.471

Lap	Time of Day	Lap Tm	S1 Tm	S2 Tm	S3 Tm
(218) Nicolai NIELSEN					
1	8:51:58.236	54.053	19.772	17.452	16.829
2	8:52:51.258	53.022	19.563	17.060	16.399
3	8:53:43.292	52.034	18.666	16.822	16.546
4	8:54:34.997	51.705	18.662	16.737	16.306
5	8:55:28.767	53.770	18.569	16.625	18.576

Lap	Time of Day	Lap Tm	S1 Tm	S2 Tm	S3 Tm
(220) Mathias SMITH					
1	8:52:07.112	53.465	19.235	17.553	16.677
2	8:52:59.691	52.579	18.809	17.138	16.632
3	8:53:51.709	52.018	18.695	16.789	16.534
4	8:54:43.421	51.712	18.600	16.632	16.480
5	8:55:39.521	56.100	20.860	16.952	18.288

Lap	Time of Day	Lap Tm	S1 Tm	S2 Tm	S3 Tm
(219) Andreas BACKMAN					
1	8:51:59.597	53.739	19.518	17.433	16.788
2	8:52:52.306	52.709	19.027	17.148	16.534
3	8:53:44.439	52.133	18.791	16.876	16.466
4	8:54:36.497	52.058	18.829	16.873	16.356
5	8:55:28.258	51.761	18.726	16.723	16.312

Lap	Time of Day	Lap Tm	S1 Tm	S2 Tm	S3 Tm
(272) Jules COUSIN					
1	8:51:58.505	54.765	20.071	17.764	16.930
2	8:52:52.859	54.354	20.497	17.235	16.622
3	8:53:45.046	52.187	18.886	16.882	16.419
4	8:54:37.191	52.145	18.776	16.971	16.398
5	8:55:29.013	51.822	18.667	16.765	16.390

Lap	Time of Day	Lap Tm	S1 Tm	S2 Tm	S3 Tm
(252) Juuso PYKALAINEN					
1	8:52:19.203	53.161	19.225	17.326	16.610
2	8:53:11.647	52.444	18.909	17.065	16.470
3	8:54:03.840	52.193	18.637	16.983	16.573
4	8:54:55.932	52.092	18.767	16.845	16.480
5	8:55:47.765	51.833	18.642	16.770	16.421

Lap	Time of Day	Lap Tm	S1 Tm	S2 Tm	S3 Tm
(280) Brandon NILSSON					
1	8:51:58.445	55.848	20.431	17.696	17.721
2	8:52:51.717	53.272	19.366	17.362	16.544
3	8:53:43.865	52.148	18.748	16.940	16.460
4	8:54:36.079	52.214	18.906	16.850	16.458
5	8:55:27.934	51.855	18.602	16.815	16.438

Lap	Time of Day	Lap Tm	S1 Tm	S2 Tm	S3 Tm
(271) Christopher FRIEDRICH					
1	8:52:05.296	52.977	19.134	17.149	16.694
2	8:52:58.310	53.014	18.814	17.195	17.005
3	8:53:50.169	51.859	18.604	16.797	16.458
4	8:54:42.821	52.652	18.675	16.774	17.203
5	8:55:35.535	52.714	18.893	16.773	17.048

Lap	Time of Day	Lap Tm	S1 Tm	S2 Tm	S3 Tm
(255) Moritz OBERHEIM					
1	8:52:06.022	52.979	19.228	17.133	16.618
2	8:52:58.781	52.759	18.794	17.186	16.779
3	8:53:51.343	52.562	18.635	17.327	16.600
4	8:54:43.252	51.909	18.681	16.680	16.548
5	8:55:36.186	52.934	19.318	17.189	16.427

Lap	Time of Day	Lap Tm	S1 Tm	S2 Tm	S3 Tm
(296) Josh HART					
1	8:52:10.633	55.684	21.586	17.356	16.742
2	8:53:03.688	53.055	19.091	17.293	16.671
3	8:53:55.781	52.093	18.750	16.821	16.522
4	8:54:47.703	51.922	18.783	16.711	16.428
5	8:55:43.444	55.741	18.747	16.682	20.312

Lap	Time of Day	Lap Tm	S1 Tm	S2 Tm	S3 Tm
(240) Petr BEZEL					
1	8:52:01.839	53.425	19.393	17.413	16.619

Lap	Time of Day	Lap Tm	S1 Tm	S2 Tm	S3 Tm
2	8:52:55.716	53.877	18.944	18.285	16.648
3	8:53:48.009	52.293	18.811	17.032	16.450
4	8:54:40.488	52.479	19.040	16.910	16.529
5	8:55:32.435	51.947	18.781	16.720	16.446

Lap	Time of Day	Lap Tm	S1 Tm	S2 Tm	S3 Tm
(300) Joel AFFOLTER					
1	8:51:54.351	54.564	20.145	17.612	16.807
2	8:52:47.720	53.369	19.654	17.147	16.568
3	8:53:39.991	52.271	18.935	16.924	16.412
4	8:54:32.130	52.139	18.823	16.918	16.398
5	8:55:24.147	52.017	18.772	16.737	16.508

Lap	Time of Day	Lap Tm	S1 Tm	S2 Tm	S3 Tm
(303) Giorgio MAGGI					
1	8:51:56.606	54.406	20.025	17.576	16.805
2	8:52:49.163	52.557	18.969	17.003	16.585
3	8:53:41.569	52.406	18.870	16.985	16.551
4	8:54:33.664	52.095	18.716	16.935	16.444
5	8:55:29.324	55.660	19.475	16.836	19.349

Lap	Time of Day	Lap Tm	S1 Tm	S2 Tm	S3 Tm
(286) Lukasz BARTOSZUK					
1	8:52:11.201	55.978	21.743	17.596	16.639
2	8:53:04.577	53.376	19.087	17.660	16.629
3	8:53:56.832	52.255	18.862	16.951	16.442
4	8:54:48.984	52.152	18.795	16.786	16.571
5	8:55:41.474	52.490	18.903	16.824	16.763

Lap	Time of Day	Lap Tm	S1 Tm	S2 Tm	S3 Tm
(270) Santeri VARIS					
1	8:51:54.702	54.154	19.801	17.606	16.747
2	8:52:47.548	52.846	19.147	17.113	16.586
3	8:53:39.853	52.305	18.822	16.984	16.499
4	8:54:32.013	52.160	18.796	16.873	16.491
5	8:55:25.934	53.921	18.717	16.768	18.436

Lap	Time of Day	Lap Tm	S1 Tm	S2 Tm	S3 Tm
(243) Glenn VAN PARIJS					
1	8:52:03.463	53.193	19.533	17.159	16.501
2	8:52:58.512	55.049	19.086	18.492	17.471
3	8:53:51.873	53.361	19.200	17.152	17.009
4	8:54:44.050	52.177	18.801	16.854	16.522
5	8:55:37.562	53.512	19.118	17.271	17.123

Lap	Time of Day	Lap Tm	S1 Tm	S2 Tm	S3 Tm
(245) Hubert PETIT					
1	8:51:59.302	54.617	19.857	17.932	16.828
2	8:52:52.134	52.832	19.205	17.048	16.579
3	8:53:44.772	52.638	19.229	16.857	16.552
4	8:54:37.431	52.659	19.188	16.981	16.490
5	8:55:29.640	52.209	18.698	16.955	16.556

Lap	Time of Day	Lap Tm	S1 Tm	S2 Tm	S3 Tm
(259) Nicolas PICOT					
1	8:51:57.700	54.498	19.714	17.489	17.295
2	8:52:50.398	52.698	19.145	16.975	16.578
3	8:53:43.052	52.654	18.883	16.920	16.851
4	8:54:36.917	53.865	20.514	16.877	16.474
5	8:55:29.137	52.220	18.759	17.101	16.360

Lap	Time of Day	Lap Tm	S1 Tm	S2 Tm	S3 Tm
(248) Artem KOROLEV					
1	8:51:55.733	53.895	19.792	17.340	16.763
2	8:52:48.620	52.887	19.281	17.034	16.572
3	8:53:40.914	52.294	18.945	16.844	16.505
4	8:54:33.405	52.491	19.000	16.846	16.645
5	8:55:27.420	54.015	19.466	16.836	17.713

Lap	Time of Day	Lap Tm	S1 Tm	S2 Tm	S3 Tm
(266) Petr FULIN					
1	8:52:02.107	54.593	20.614	17.372	16.607
2	8:52:57.042	54.935	19.183	18.973	16.779
3	8:53:49.399	52.357	18.816	16.987	16.554
4	8:54:42.746	53.347	18.769	17.089	17.489
5	8:55:37.770	55.024	19.940	17.405	17.679

Lap	Time of Day	Lap Tm	S1 Tm	S2 Tm	S3 Tm
(226) Erik STILLMANN					
1	8:51:58.840	54.772	20.313	17.681	16.778
2	8:53:07.778	1:08.938	19.325	32.338	17.275
3	8:54:00.591	52.813	18.923	17.288	16.602
4	8:54:53.360	52.769	18.938	16.901	16.930





Rotax Euro Challenge 2012 Wackersdorf

Rotax Seniors

Wackersdorf 1,275 Km

Warm up qualified 29-62

13.05.2012 08:50

Practice (5:00 Time) started at 8:50:01

Lap	Time of Day	Lap Tm	S1 Tm	S2 Tm	S3 Tm	Lap	Time of Day	Lap Tm	S1 Tm	S2 Tm	S3 Tm
5	8:55:45.742	52.382	18.981	16.912	16.489	1	8:52:06.256	55.168	19.462	17.488	18.218
(293) Sandor JAKAB											
1	8:52:03.149	54.157	19.627	17.806	16.724						
2	8:52:56.213	53.064	18.832	17.674	16.558						
3	8:53:48.696	52.483	18.724	17.025	16.734						
4	8:54:42.445	53.749	18.755	16.976	18.018						
5	8:55:35.814	53.369	19.811	17.064	16.494						
(227) Matija JURKOVIC											
1	8:51:54.910	54.562	20.294	17.533	16.735						
2	8:52:48.205	53.295	19.361	17.160	16.774						
3	8:53:40.817	52.612	19.031	16.983	16.598						
4	8:54:33.566	52.749	19.299	16.862	16.588						
5	8:55:26.646	53.080	19.108	16.666	17.306						
(301) Jonathan JOHANSSON											
1	8:51:58.166	54.732	19.879	17.691	17.162						
2	8:52:51.011	52.845	19.195	17.060	16.590						
3	8:53:43.752	52.741	19.103	17.008	16.630						
4	8:54:36.369	52.617	19.334	16.892	16.391						
5	8:55:30.084	53.715	19.105	16.843	17.767						
(237) Sten Dorian PIIRIMAGI											
1	8:52:00.485	53.638	19.453	17.471	16.714						
2	8:52:54.846	54.361	19.525	18.239	16.597						
3	8:53:47.624	52.778	19.263	17.013	16.502						
4	8:54:50.662	1:03.038	19.622	16.949	26.467						
(258) Mikkel JOHNSEN											
1	8:52:01.623	53.779	19.573	17.426	16.780						
2	8:52:56.761	55.138	19.430	18.921	16.787						
3	8:53:49.825	53.064	18.913	16.960	17.191						
4	8:54:43.340	53.515	19.444	17.131	16.940						
5	8:55:40.281	56.941	22.297	17.011	17.633						
(279) Juuso KAUKELIN											
1	8:51:59.961	56.824	21.116	18.347	17.361						
2	8:52:54.239	54.278	19.853	17.650	16.775						
3	8:53:48.556	54.317	20.015	17.433	16.869						
4	8:54:42.573	54.017	19.241	17.154	17.622						
5	8:55:35.647	53.074	19.436	17.036	16.602						
(284) Oliver MYERS											
1	8:52:01.000	53.600	19.396	17.407	16.797						
2	8:52:54.591	53.591	19.137	17.750	16.704						
3	8:53:47.831	53.240	19.210	17.083	16.947						
4	8:55:03.667	1:15.836	18.904	17.498	39.434						
(267) Max RENBERG											
1	8:52:07.582	55.258	20.320	17.958	16.980						
2	8:53:00.909	53.327	19.116	17.439	16.772						
3	8:53:54.164	53.255	19.156	17.170	16.929						
4	8:54:47.480	53.316	19.176	17.042	17.098						
5	8:55:41.759	54.279	19.470	16.997	17.812						
(233) Manon CHAVAGNE											
1	8:52:00.647	54.452	19.748	17.625	17.079						
2	8:52:55.547	54.900	19.718	18.478	16.704						
3	8:53:48.804	53.257	19.177	17.394	16.686						
4	8:54:43.010	54.206	19.205	17.075	17.926						
5	8:55:38.101	55.091	19.399	17.814	17.878						
(246) Sabedin Berat TURKER											
1	8:52:03.294	54.986	20.274	17.686	17.026						
2	8:52:58.120	54.826	19.036	18.450	17.340						
3	8:54:10.107	1:11.987	19.149								
4	8:55:03.810	53.703	19.523	17.374	16.806						
(225) Jeremie LESOUDIER											
1	8:52:00.026	54.375	19.842	17.639	16.894						
(230) Charlie TURNER											



Rotax Euro Challenge 2012 Wackersdorf

Rotax Seniors

Wackersdorf 1,275 Km

Warm up qualified 63-90

13.05.2012 09:10

Practice (5:00 Time) started at 9:10:01

Pos	No.	Name	Nat.	Chassis	Race Team	Laps	Best Tm	Diff	Gap	In Lap	km/h
1	257	Ebba GRANDIN	SWE	Kosmic	Soda Kart	5	51.500			4	89,126
2	304	Oliver NORRIS	GBR	Tonykart	RL Racing Dept Ltd	5	51.729	0.229	0.229	5	88,732
3	241	Pierre AUVRAY	FRA	FA Kart	DSS Kart	5	51.738	0.238	0.009	5	88,716
4	244	Eva BENES	FRA	Kosmic	PKS	5	51.911	0.411	0.173	3	88,421
5	302	Kevin MINIER	FRA	Tonykart	MD Competition	5	51.912	0.412	0.001	5	88,419
6	242	Miroslav KOVAR	CZE	MS Kart	MS Kart Racing Team	5	52.080	0.580	0.168	4	88,134
7	275	Benjamin KARLOG	DEN	Tonykart	RS Competition	5	52.474	0.974	0.394	4	87,472

Timekeeping Ingrid and Meik Wagner:

Clerk of the course Nigel Edwards:

Steward (Chairman) Horst Seidel:

Chief Scrutineer Paul Klaassen:

www.mylaps.com

Licensed to: Motorsport Events

Printed: 13.05.2012 09:16:57

posted at:

h



Rotax Euro Challenge 2012 Wackersdorf

Rotax Seniors

Wackersdorf 1,275 Km

Warm up qualified 63-90

13.05.2012 09:10

Practice (5:00 Time) started at 9:10:01

Lap	Time of Day	Lap Tm	S1 Tm	S2 Tm	S3 Tm	Lap	Time of Day	Lap Tm	S1 Tm	S2 Tm	S3 Tm
(257) Ebba GRANDIN											
1	9:11:55.058	52.500	19.009	16.947	16.544						
2	9:12:47.086	52.028	18.840	16.690	16.498						
3	9:13:38.759	51.673	18.616	16.749	16.308						
4	9:14:30.259	51.500	18.654	16.622	16.224						
5	9:15:21.839	51.580	18.375	16.866	16.339						
(304) Oliver NORRIS											
1	9:11:51.344	52.519	19.116	16.921	16.482						
2	9:12:43.293	51.949	18.868	16.636	16.445						
3	9:13:35.136	51.843	18.953	16.557	16.333						
4	9:14:26.913	51.777	18.854	16.525	16.398						
5	9:15:18.642	51.729	18.972	16.467	16.290						
(241) Pierre AUVRAY											
1	9:11:52.601	52.695	19.066	17.002	16.627						
2	9:12:45.054	52.453	19.069	16.896	16.488						
3	9:13:37.079	52.025	18.800	16.806	16.419						
4	9:14:29.700	52.621	19.523	16.676	16.422						
5	9:15:21.438	51.738	18.748	16.694	16.296						
(244) Eva BENES											
1	9:11:52.737	52.729	19.303	16.897	16.529						
2	9:12:44.904	52.167	18.785	16.839	16.543						
3	9:13:36.815	51.911	18.778	16.600	16.533						
4	9:14:28.984	52.169	18.848	16.859	16.462						
5	9:15:20.896	51.912	18.367	17.133	16.412						
(302) Kevin MINIER											
1	9:11:56.107	53.107	19.458	17.008	16.641						
2	9:12:48.305	52.198	18.834	16.813	16.551						
3	9:13:40.518	52.213	18.866	16.743	16.604						
4	9:14:32.464	51.946	18.849	16.661	16.436						
5	9:15:24.376	51.912	18.867	16.648	16.397						
(242) Miroslav KOVAR											
1	9:11:55.567	53.193	19.671	16.926	16.596						
2	9:12:47.750	52.183	18.957	16.758	16.468						
3	9:13:40.751	53.001	19.127	16.793	17.081						
4	9:14:32.831	52.080	18.981	16.725	16.374						
5	9:15:25.169	52.338	19.041	16.750	16.547						
(275) Benjamin KARLOG											
1	9:11:56.456	53.250	19.582	17.071	16.597						
2	9:12:48.943	52.487	18.867	16.985	16.635						
3	9:13:41.589	52.646	19.036	16.979	16.631						
4	9:14:34.063	52.474	19.023	16.899	16.552						
5	9:15:27.075	53.012	19.240	17.013	16.759						

Timekeeping Ingrid and Meik Wagner:

Clerk of the course Nigel Edwards:

Steward (Chairman) Horst Seidel:

Chief Scrutineer Paul Klaassen:

www.mylaps.com

Licensed to: Motorsport Events

Printed: 13.05.2012 09:17:18

posted at:

h



Rotax Euro Challenge 2012 Wackersdorf

Rotax Seniors

Wackersdorf 1,275 Km

Warm up qualified 1-28

13.05.2012 09:40

Practice (5:00 Time) started at 9:40:01

Pos	No.	Name	Nat.	Chassis	Race Team	Laps	Best Tm	Diff	Gap In Lap	km/h
1	299	Philip MORIN	SWE	Alonso	Dan Holland Racing	5	50.657			90,609
2	222	Pierce LEHANE	AUS	Alonso	Dan Holland Racing	5	50.661	0.004	0.004	90,602
3	294	Makino TADASUKE	JPN	Birel	Kalman Motorsport	5	50.670	0.013	0.009	90,586
4	250	Ludvig MORIN	SWE	Kosmic	Paul Carr Racing	5	50.706	0.049	0.036	90,522
5	203	Edward BRAND	GBR	Formula K	Formula K Europe	5	50.728	0.071	0.022	90,483
6	238	Alexandre FINKELSTEIN	FRA	Tonykart	MD Competition	5	50.835	0.178	0.107	90,292
7	207	Ferenc KANCSAR	AUT	Birel	Kalman Motorsport	5	50.960	0.303	0.125	90,071
8	205	Sean BABINGTON	GBR	Alonso	Dan Holland Racing	5	50.979	0.322	0.019	90,037
9	234	Ash HAND	GBR	Tonykart	Strawberry Racing	5	50.991	0.334	0.012	90,016
10	232	James SINGLETON	GBR	CRG	Coles Racing	5	51.023	0.366	0.032	89,959
11	208	Charlie EASTWOOD	IRL	Formula K	Protrain Racing	5	51.039	0.382	0.016	89,931
12	217	Glen VAN DROOGENBROE	BEL	Tonykart	Bouvin Power	5	51.043	0.386	0.004	89,924
13	211	Shaun SLAVIN	GBR	Formula K	Formula K Europe	5	51.054	0.397	0.011	89,905
14	212	Jiri FORMAN	GBR	MS Kart	MS Kart Racing Team	5	51.062	0.405	0.008	89,891
15	214	Michael COOL	BEL	Tonykart	Bouvin Power	5	51.073	0.416	0.011	89,871
16	269	John FRIBERG	SWE	Tonykart	Soda Kart	5	51.126	0.469	0.053	89,778
17	254	Harrison SCOTT	GBR	Tonykart	Strawberry Racing	5	51.163	0.506	0.037	89,713
18	223	Jacob NIELSEN	DEN	Kosmic	Star Karting	5	51.178	0.521	0.015	89,687
19	216	Bryan EERDEN	NED	Gillard	PDB Racing Team	5	51.201	0.544	0.023	89,647
20	236	Andy KING	GBR	Tonykart	Strawberry Racing	5	51.204	0.547	0.003	89,641
21	224	Aavo TALVAR	EST	Intrepid	Talvar Racing	5	51.206	0.549	0.002	89,638
22	213	Thomas BENISRI	FRA	Sodikart	Win Max	5	51.221	0.564	0.015	89,612
23	278	Barrie PULLINGER	GBR	Alonso	Dan Holland Racing	5	51.291	0.634	0.070	89,489
24	263	Henry EASTHOPE	GBR	Sodikart	Sodikart Junior Team	5	51.300	0.643	0.009	89,474
25	268	Francisco MORA	POR	FA	Cabo do Mundo Kartteam	5	51.312	0.655	0.012	89,453
26	221	Jesse LAZARE	CAN	Formula K	Chapman Racing/Protrain	5	51.335	0.678	0.023	89,413
27	290	Ukyo SASAHARA	JPN	DR	VPDR	4	51.387	0.730	0.052	89,322
28	260	Bas de LAAT	NED	Gillard	PDB Racing Team	2	52.299	1.642	0.912	87,765



Rotax Euro Challenge 2012 Wackersdorf

Rotax Seniors

Wackersdorf 1,275 Km

Warm up qualified 1-28

13.05.2012 09:40

Practice (5:00 Time) started at 9:40:00

Lap	Time of Day	Lap Tm	S1 Tm	S2 Tm	S3 Tm	Lap	Time of Day	Lap Tm	S1 Tm	S2 Tm	S3 Tm
5	9:45:16.224	51.206	18.600	16.355	16.251						
(213) Thomas BENISRI											
1	9:42:04.454	52.822	19.119	16.885	16.818						
2	9:42:56.610	52.156	19.364	16.610	16.182						
3	9:43:47.831	51.221	18.483	16.526	16.212						
4	9:44:40.370	52.539	18.932	16.503	17.104						
5	9:45:31.607	51.237	18.564	16.508	16.165						
(278) Barrie PULLINGER											
1	9:41:55.501	51.569	18.626	16.690	16.253						
2	9:42:47.307	51.806	18.845	16.604	16.357						
3	9:43:39.310	52.003	18.359	17.021	16.623						
4	9:44:30.681	51.371	18.463	16.570	16.338						
5	9:45:21.972	51.291	18.498	16.484	16.309						
(263) Henry EASTHOPE											
1	9:42:00.427	52.791	18.949	17.375	16.467						
2	9:42:53.080	52.653	19.351	16.784	16.518						
3	9:43:44.736	51.656	18.917	16.460	16.279						
4	9:44:36.036	51.300	18.491	16.465	16.344						
5	9:45:28.136	52.100	18.814	16.426	16.860						
(268) Francisco MORA											
1	9:42:00.743	53.450	20.007	16.971	16.472						
2	9:42:53.262	52.519	18.803	17.272	16.444						
3	9:43:44.574	51.312	18.506	16.431	16.375						
4	9:44:36.147	51.573	18.840	16.488	16.245						
5	9:45:27.762	51.615	18.863	16.510	16.242						
(221) Jesse LAZARE											
1	9:41:59.523	52.314	19.097	16.839	16.378						
2	9:42:50.858	51.335	18.393	16.570	16.372						
3	9:43:42.196	51.338	18.578	16.523	16.237						
4	9:44:33.539	51.343	18.501	16.509	16.333						
5	9:45:24.991	51.452	18.655	16.547	16.250						
(290) Ukyo SASAHARA											
1	9:43:09.529	52.024	19.066	16.666	16.292						
2	9:44:01.332	51.803	18.938	16.588	16.277						
3	9:44:52.901	51.569	18.900	16.421	16.248						
4	9:45:44.288	51.387	18.787	16.393	16.207						
(260) Bas de LAAT											
1	9:41:56.779	52.299	19.223	16.704	16.372						
2	9:43:20.664	1:23.885	18.554	16.907	48.424						

Timekeeping Ingrid and Meik Wagner:

Clerk of the course Nigel Edwards:

Steward (Chairman) Horst Seidel:

Chief Scrutineer Paul Klaassen:

Licensed to: Motorsport Events

Printed: 13.05.2012 09:47:03

posted at:

h



Rotax Euro Challenge 2012 Wackersdorf

Rotax Seniors Wackersdorf 1,275 Km

Second Chance Heat **-NEW-** 13.05.2012 10:00

Race (11 Laps) started at 10:02:32

Pos	No.	Name	Nat.	Chassis	Race Team	Laps	Total Tm	Diff	Best Tm	In Lap	km/h	Points
1	218	Nicolai NIELSEN	DEN	TBA	Star Karting	11	9:29.297		51.334	6	89,414	0
2	296	Josh HART	NZL	Birel	Kalman Motorsport	11	9:29.669	0.372	51.307	6	89,461	0
3	261	Stephane KOX	NED	Formula K	Formula K Europe	11	9:30.186	0.889	51.046	11	89,919	0
4	271	Christopher FRIEDRICH	GER	Praga	M-Tec/Praga Racing	11	9:30.785	1.488	50.910	4	90,159	0
5	240	Petr BEZEL	CZE	MS Kart	MS Kart Racing Team	11	9:33.749	4.452	51.430	10	89,248	0
6	266	Petr FULIN	CZE	MS Kart	MS Kart Racing Team	11	9:34.851	5.554	51.054	4	89,905	0
7	280	Brandon NILSSON	SWE	Expriit	Brandon Racing	11	9:35.030	5.733	51.213	10	89,626	0
8	293	Sandor JAKAB	SVK	Birel	Kalman Motorsport	11	9:37.225	7.928	51.201	4	89,647	0
9	230	Charlie TURNER	GBR	CRG	Coles Racing	11	9:37.519	8.222	51.186	4	89,673	0
10	220	Mathias SMITH	DEN	Kosmic	Star Karting	11	9:38.170	8.873	51.244	8	89,571	0
11	245	Hubert PETIT	FRA	Sodikart	Sodikart Junior Team	11	9:38.315	9.018	51.020	4	89,965	0
12	270	Santeri VARIS	FIN	Tonykart	JTL Racing	11	9:38.781	9.484	51.239	3	89,580	0
13	301	Jonathan JOHANSSON	SWE	Gillard	PDB Racing Team	11	9:39.580	10.283	51.241	4	89,577	0
14	284	Oliver MYERS	GBR	Tonykart	Coles Racing	11	9:40.475	11.178	51.553	9	89,035	0
15	246	Sabedin Berat TURKER	TUR	Formula K	Protrain Racing	11	9:40.553	11.256	51.204	11	89,641	0
16	252	Juuso PYKALAINEN	FIN	Tonykart	MPT Racing	11	9:42.205	12.908	51.213	9	89,626	0
17	233	Manon CHAVAGNE	NED	Topkart	Slangen Karting	11	9:42.469	13.172	51.348	4	89,390	0
18	267	Max RENBERG	SWE	Tonykart	Soda Kart	11	9:43.059	13.762	51.631	10	88,900	0
19	286	Lukasz BARTOSZUK	POL	Praga	Uniq Racing	11	9:43.157	13.860	51.314	4	89,449	0
20	237	Sten Dorian PIIRIMAGI	EST	Tonykart	Aix Racing Team	11	9:45.707	16.410	51.206	10	89,638	0
21	226	Erik STILLMANN	SWE	Sodikart	Wallberg Motorsport	11	9:53.175	23.878	51.605	5	88,945	0
22	243	Glenn VAN PARIJS	BEL	Zanardi	Raw Racing Team	9	7:59.361	2 Laps	51.554	5	89,033	0
23	255	Moritz OBERHEIM	GER	LH Kart	Matis Motorsport	9	8:02.936	2 Laps	50.981	4	90,034	0
24	272	Jules COUSIN	FRA	FA Kart	DSS Kart	8	7:21.487	3 Laps	50.933	4	90,118	0
25	227	Matija JURKOVIC	SLO	Formula K	MLM Racing KK	3	3:18.727	8 Laps	57.291	1	80,117	0
26	225	Jeremie LESOUDIER	FRA	Kosmic	PKS	2	2:09.418	9 Laps	57.244	2	80,183	0
27	219	Andreas BACKMAN	SWE	Tonykart	Strawberry Racing	2	2:11.419	9 Laps	55.375	2	82,889	0
28	279	Juuso KAUKELIN	FIN	Tonykart	JTL Racing	1	1:00.112	10 Laps	58.151	1	78,932	0
29	248	Artem KOROLEV	CAN	Intrepid	Team TKP	1	1:00.373	10 Laps	58.396	1	78,601	0
30	258	Mikkel JOHNSEN	DEN	Intrepid	DMT Racing	1	1:26.585	10 Laps	1:25.402	1	53,746	0
31	303	Giorgio MAGGI	SUI	Tonykart	Blacky Racing		1.313	11 Laps		0	-	0

Not classified

DQ	259	Nicolas PICOT	FRA	Sodikart	Kart Pro Racing	11	9:29.826	DQ	51.280	10	89,509	0
DQ	300	Joel AFFOLTER	NED	Gillard	PDB Racing Team	11	9:37.852	DQ	50.970	10	90,053	0
DNS	262	Alex ENGBLOM	SWE	Tonykart	Soda Kart			DNS		0	-	0

Announcements

These results are provisional until the conclusion of any judicial and technical matters
 Pos. 1-6 qualified for prefinal
 No. 272 warning board
 No. 300 exclusion from the whole meeting / reason ignoring black flag
 Started: 33 Classified: 31 Not classified: 2
 No. 255 time penalty 3 sec. / reason leaving corridor
 No. 259 excluded from the whole meeting / reason technical non conformity

Margin of Victory	Ø km/h	Best Lap Tm	km/h	Best Lap by
0.372	88,688	50.910	90,159	271 - Christopher FRIEDRICH

Timekeeping Ingrid and Meik Wagner: Clerk of the course Nigel Edwards: www.mylaps.com

Steward (Chairman) Horst Seidel: Chief Scrutineer Paul Klaassen: Licensed to: Motorsport Events
 Printed: 13.05.2012 11:27:18 posted at: h



Rotax Euro Challenge 2012 Wackersdorf

Rotax Seniors

Wackersdorf 1,275 Km

Second Chance Heat

13.05.2012 10:00

Race (11 Laps) started at 10:02:32

Lap	Time of Day	Lap Tm	S1 Tm	S2 Tm	S3 Tm
(218) Nicolai NIELSEN					
1	10:03:26.822	54.149	20.584	17.059	16.506
2	10:04:18.347	51.525	18.553	16.602	16.370
3	10:05:09.897	51.550	18.662	16.600	16.288
4	10:06:01.665	51.768	18.791	16.596	16.381
5	10:06:53.063	51.398	18.563	16.539	16.296
6	10:07:44.397	51.334	18.523	16.515	16.296
7	10:08:36.008	51.611	18.657	16.551	16.403
8	10:09:27.383	51.375	18.479	16.591	16.305
9	10:10:18.801	51.418	18.589	16.534	16.295
10	10:11:10.305	51.504	18.580	16.562	16.362
11	10:12:01.893	51.588	18.426	16.822	16.340

(296) Josh HART					
1	10:03:26.061	53.465	20.120	16.820	16.525
2	10:04:17.986	51.925	18.789	16.639	16.497
3	10:05:09.727	51.741	18.894	16.493	16.354
4	10:06:01.835	52.108	19.127	16.615	16.366
5	10:06:53.274	51.439	18.576	16.536	16.327
6	10:07:44.581	51.307	18.510	16.506	16.291
7	10:08:36.079	51.498	18.678	16.525	16.295
8	10:09:27.541	51.462	18.618	16.577	16.267
9	10:10:18.954	51.413	18.602	16.542	16.269
10	10:11:10.390	51.436	18.602	16.546	16.288
11	10:12:02.265	51.875	19.008	16.524	16.343

(259) Nicolas PICOT					
1	10:03:26.229	53.530	20.146	16.864	16.520
2	10:04:18.471	52.242	18.769	16.804	16.669
3	10:05:10.028	51.557	18.733	16.559	16.265
4	10:06:01.921	51.893	18.893	16.746	16.254
5	10:06:53.474	51.553	18.745	16.572	16.236
6	10:07:44.797	51.323	18.550	16.542	16.231
7	10:08:36.159	51.362	18.623	16.510	16.229
8	10:09:27.693	51.534	18.758	16.491	16.285
9	10:10:19.240	51.547	18.674	16.636	16.237
10	10:11:10.520	51.280	18.519	16.517	16.244
11	10:12:02.422	51.902	19.020	16.628	16.254

(261) Stephane KOX					
1	10:03:27.239	54.623	20.512	17.426	16.685
2	10:04:18.978	51.739	18.649	16.734	16.356
3	10:05:11.183	52.205	18.789	16.618	16.798
4	10:06:02.900	51.717	18.684	16.479	16.554
5	10:06:54.438	51.538	18.599	16.592	16.347
6	10:07:46.700	52.262	19.084	16.703	16.475
7	10:08:38.200	51.500	18.703	16.473	16.324
8	10:09:29.450	51.250	18.506	16.456	16.288
9	10:10:20.596	51.146	18.486	16.427	16.233
10	10:11:11.736	51.140	18.464	16.460	16.216
11	10:12:02.782	51.046	18.450	16.412	16.184

(271) Christopher FRIEDRICH					
1	10:03:28.360	55.267	21.620	17.106	16.541
2	10:04:20.957	52.597	19.499	16.840	16.258
3	10:05:12.651	51.694	18.737	16.647	16.310
4	10:06:03.561	50.910	18.242	16.454	16.214
5	10:06:55.915	52.354	18.578	16.862	16.914
6	10:07:46.946	51.031	18.360	16.491	16.180
7	10:08:38.611	51.665	18.812	16.522	16.331
8	10:09:29.791	51.180	18.209	16.765	16.206
9	10:10:20.912	51.121	18.339	16.476	16.306
10	10:11:12.108	51.196	18.445	16.513	16.238
11	10:12:03.381	51.273	18.467	16.513	16.293

(240) Petr BEZEL					
1	10:03:27.582	54.813	21.193	16.876	16.744
2	10:04:19.095	51.513	18.637	16.665	16.211
3	10:05:11.009	51.914	18.816	16.643	16.455
4	10:06:02.781	51.772	18.607	16.582	16.583
5	10:06:54.610	51.829	18.987	16.633	16.209
6	10:07:46.535	51.925	18.744	16.741	16.440

7	10:08:39.604	53.069	19.368	16.797	16.904
8	10:09:31.717	52.113	19.213	16.601	16.299
9	10:10:23.308	51.591	18.679	16.585	16.327
10	10:11:14.738	51.430	18.691	16.506	16.233
11	10:12:06.345	51.607	18.757	16.535	16.315

(266) Petr FULIN					
1	10:03:29.011	55.777	21.885	17.347	16.545
2	10:04:21.855	52.844	19.015	17.468	16.361
3	10:05:13.206	51.351	18.462	16.655	16.234
4	10:06:04.260	51.054	18.419	16.481	16.154
5	10:06:56.754	52.494	18.441	16.572	17.481
6	10:07:48.185	51.431	18.592	16.630	16.209
7	10:08:39.717	51.532	18.453	16.586	16.493
8	10:09:32.435	52.718	19.758	16.672	16.288
9	10:10:24.107	51.672	18.814	16.608	16.250
10	10:11:15.575	51.468	18.568	16.623	16.277
11	10:12:07.447	51.872	18.756	16.626	16.490

(280) Brandon NILSSON					
1	10:03:30.395	57.209	22.433	17.697	17.079
2	10:04:22.907	52.512	19.370	16.737	16.405
3	10:05:15.191	52.284	18.976	16.599	16.709
4	10:06:06.519	51.328	18.600	16.464	16.264
5	10:06:58.141	51.622	18.496	16.514	16.612
6	10:07:49.625	51.484	18.506	16.660	16.318
7	10:08:41.255	51.630	18.482	16.558	16.590
8	10:09:33.421	52.166	19.289	16.572	16.305
9	10:10:24.707	51.286	18.426	16.596	16.264
10	10:11:15.920	51.213	18.384	16.554	16.275
11	10:12:07.626	51.706	18.749	16.569	16.388

(293) Sandor JAKAB					
1	10:03:30.961	57.430	22.771	17.920	16.739
2	10:04:24.025	53.064	19.671	16.992	16.401
3	10:05:15.596	51.571	18.601	16.597	16.373
4	10:06:06.797	51.201	18.364	16.531	16.306
5	10:06:58.315	51.518	18.542	16.443	16.533
6	10:07:49.845	51.530	18.771	16.493	16.266
7	10:08:41.178	51.333	18.485	16.489	16.359
8	10:09:34.183	53.005	19.546	16.580	16.879
9	10:10:26.028	51.845	18.452	16.938	16.455
10	10:11:17.447	51.419	18.472	16.617	16.330
11	10:12:09.821	52.374	18.635	16.918	16.821

(230) Charlie TURNER					
1	10:03:30.868	57.107	22.753	17.499	16.855
2	10:04:23.120	52.252	19.216	16.682	16.354
3	10:05:15.048	51.928	19.032	16.532	16.364
4	10:06:06.234	51.186	18.489	16.379	16.318
5	10:06:58.249	52.015	18.017	17.004	16.994
6	10:07:50.161	51.912	19.253	16.350	16.309
7	10:08:41.394	51.233	18.463	16.455	16.315
8	10:09:34.065	52.671	19.586	16.452	16.633
9	10:10:26.293	52.228	18.801	16.740	16.687
10	10:11:17.718	51.425	18.478	16.502	16.445
11	10:12:10.115	52.397	18.542	16.630	17.225

(220) Mathias SMITH					
1	10:03:28.075	55.219	21.744	16.980	16.495
2	10:04:22.459	54.384	19.934	17.636	16.814
3	10:05:13.850	51.391	18.701	16.454	16.236
4	10:06:05.238	51.388	18.372	16.480	16.536
5	10:06:58.777	53.539	19.042	16.545	17.952
6	10:07:51.870	53.093	19.560	17.142	16.391
7	10:08:43.148	51.278	18.580	16.440	16.258
8	10:09:34.392	51.244	18.557	16.465	16.222
9	10:10:26.702	52.310	18.611	16.731	16.968
10	10:11:18.446	51.744	18.937	16.438	16.369
11	10:12:10.766	52.320	19.184	16.736	16.400

(245) Hubert PETIT					
1	10:03:30.541	56.907	22.492	17.411	17.004



Rotax Euro Challenge 2012 Wackersdorf

Rotax Seniors

Wackersdorf 1,275 Km

Second Chance Heat

13.05.2012 10:00

Race (11 Laps) started at 10:02:32

Lap	Time of Day	Lap Tm	S1 Tm	S2 Tm	S3 Tm	Lap	Time of Day	Lap Tm	S1 Tm	S2 Tm	S3 Tm
2	10:04:22.658	52.117	19.125	16.580	16.412	10	10:11:22.998	52.452	19.085	16.640	16.727
3	10:05:14.553	51.895	19.099	16.538	16.258	11	10:12:14.801	51.803	18.883	16.602	16.318
4	10:06:05.573	51.020	18.432	16.362	16.226	(233) Manon CHAVAGNE					
5	10:06:58.190	52.617	18.940	16.451	17.226	1	10:03:32.105	57.961	22.917	17.926	17.118
6	10:07:52.680	54.490	20.005	17.834	16.651	2	10:04:25.959	53.854	19.695	17.455	16.704
7	10:08:44.091	51.411	18.822	16.377	16.212	3	10:05:18.024	52.065	18.609	16.793	16.663
8	10:09:35.231	51.140	18.690	16.304	16.146	4	10:06:09.372	51.348	18.543	16.511	16.294
9	10:10:26.776	51.545	18.475	16.377	16.693	5	10:07:01.201	51.829	18.822	16.597	16.410
10	10:11:18.557	51.781	18.752	16.427	16.602	6	10:07:53.762	52.561	19.443	16.687	16.431
11	10:12:10.911	52.354	19.338	16.616	16.400	7	10:08:46.801	53.039	19.906	16.664	16.469
(270) Santeri VARIS						8	10:09:39.045	52.244	18.705	17.143	16.396
1	10:03:29.697	56.629	22.402	17.276	16.951	9	10:10:30.781	51.736	19.014	16.513	16.209
2	10:04:22.374	52.677	18.746	17.368	16.563	10	10:11:22.889	52.108	19.028	16.582	16.498
3	10:05:13.613	51.239	18.487	16.525	16.227	11	10:12:15.065	52.176	19.216	16.597	16.363
4	10:06:05.329	51.716	18.454	16.512	16.750	(267) Max RENBERG					
5	10:06:58.391	53.062	18.794	17.002	17.266	1	10:03:32.507	56.994	22.396	17.681	16.917
6	10:07:52.778	54.387	19.802	18.021	16.564	2	10:04:26.794	54.287	20.230	17.122	16.935
7	10:08:44.642	51.864	18.906	16.590	16.368	3	10:05:19.059	52.265	18.967	16.927	16.371
8	10:09:36.940	52.298	18.654	17.077	16.567	4	10:06:11.249	52.190	19.022	16.774	16.394
9	10:10:28.512	51.572	18.639	16.649	16.284	5	10:07:02.894	51.645	18.559	16.663	16.423
10	10:11:20.116	51.604	18.831	16.530	16.243	6	10:07:54.686	51.792	18.766	16.643	16.383
11	10:12:11.377	51.261	18.496	16.556	16.209	7	10:08:47.033	52.347	19.157	16.678	16.512
(301) Jonathan JOHANSSON						8	10:09:40.027	52.994	18.783	17.144	17.067
1	10:03:31.494	57.830	23.291	17.625	16.914	9	10:10:31.948	51.921	18.877	16.671	16.373
2	10:04:25.323	53.829	19.617	17.575	16.637	10	10:11:23.579	51.631	18.558	16.620	16.453
3	10:05:16.981	51.658	18.643	16.633	16.382	11	10:12:15.655	52.076	18.724	16.842	16.510
4	10:06:08.222	51.241	18.588	16.475	16.178	(286) Lukasz BARTOSZUK					
5	10:06:59.555	51.333	18.525	16.536	16.272	1	10:03:29.336	56.400	22.300	17.351	16.749
6	10:07:53.555	54.000	19.430	17.900	16.670	2	10:04:22.575	53.239	18.918	17.725	16.596
7	10:08:45.615	52.060	19.257	16.526	16.277	3	10:05:15.772	53.197	19.613	16.870	16.714
8	10:09:37.368	51.753	18.911	16.633	16.209	4	10:06:07.086	51.314	18.542	16.431	16.341
9	10:10:28.673	51.305	18.490	16.519	16.296	5	10:06:58.672	51.586	18.571	16.447	16.568
10	10:11:20.718	52.045	19.148	16.632	16.265	6	10:07:52.888	54.216	20.135	17.577	16.504
11	10:12:12.176	51.458	18.641	16.507	16.310	7	10:08:48.845	55.957	22.821	16.740	16.396
(284) Oliver MYERS						8	10:09:40.513	51.668	18.710	16.664	16.294
1	10:03:31.618	56.562	22.155	17.555	16.852	9	10:10:32.323	51.810	18.633	16.730	16.447
2	10:04:25.179	53.561	18.882	18.043	16.636	10	10:11:23.941	51.618	18.755	16.597	16.266
3	10:05:17.127	51.948	18.611	16.961	16.376	11	10:12:15.753	51.812	18.631	16.738	16.443
4	10:06:08.942	51.815	18.644	16.629	16.542	(237) Sten Dorian PIIRIMAGI					
5	10:07:01.320	52.378	19.135	16.498	16.745	1	10:03:32.205	57.882	23.293	17.555	17.034
6	10:07:53.622	52.302	18.829	16.834	16.639	2	10:04:26.567	54.362	20.105	17.602	16.655
7	10:08:45.926	52.304	19.446	16.550	16.308	3	10:05:18.901	52.334	18.863	17.076	16.395
8	10:09:37.754	51.828	18.922	16.562	16.344	4	10:06:10.239	51.338	18.625	16.430	16.283
9	10:10:29.307	51.553	18.637	16.581	16.335	5	10:07:01.503	51.264	18.622	16.408	16.234
10	10:11:21.374	52.067	19.220	16.492	16.355	6	10:08:01.250	59.747	26.726	16.700	16.321
11	10:12:13.071	51.697	18.713	16.574	16.410	7	10:08:52.806	51.556	18.765	16.529	16.262
(246) Sabedin Berat TURKER						8	10:09:44.288	51.482	18.592	16.621	16.269
1	10:03:31.787	58.202	23.210	17.647	17.345	9	10:10:35.829	51.541	18.680	16.562	16.299
2	10:04:26.200	54.413	19.869	17.430	17.114	10	10:11:27.035	51.206	18.501	16.458	16.247
3	10:05:18.535	52.335	19.045	16.834	16.456	11	10:12:18.303	51.268	18.593	16.396	16.279
4	10:06:09.807	51.272	18.409	16.593	16.270	(226) Erik STILLMANN					
5	10:07:01.589	51.782	18.595	16.683	16.504	1	10:03:46.594	1:12.364	38.096	17.643	16.625
6	10:07:53.908	52.319	19.258	16.745	16.316	2	10:04:39.887	53.293	19.402	16.894	16.997
7	10:08:46.464	52.556	19.287	16.794	16.475	3	10:05:31.693	51.806	18.873	16.605	16.328
8	10:09:38.088	51.624	18.645	16.696	16.283	4	10:06:23.442	51.749	18.814	16.564	16.371
9	10:10:29.481	51.393	18.512	16.668	16.213	5	10:07:15.047	51.605	18.826	16.511	16.268
10	10:11:21.945	52.464	19.760	16.497	16.207	6	10:08:06.686	51.639	18.890	16.484	16.265
11	10:12:13.149	51.204	18.495	16.488	16.221	7	10:08:58.363	51.677	18.731	16.576	16.370
(252) Juuso PYKALAINEN						8	10:09:50.448	52.085	18.745	16.575	16.765
1	10:03:32.384	57.359	22.702	17.667	16.990	9	10:10:42.149	51.701	18.802	16.629	16.270
2	10:04:26.023	53.639	19.641	17.490	16.508	10	10:11:33.758	51.609	18.641	16.640	16.328
3	10:05:19.346	53.323	19.562	17.353	16.408	11	10:12:25.771	52.013	18.773	16.586	16.654
4	10:06:10.901	51.555	18.601	16.614	16.340	(243) Glenn VAN PARIJS					
5	10:07:02.613	51.712	18.544	16.716	16.452	1	10:03:30.742	57.263	22.371	17.325	17.567
6	10:07:54.168	51.555	18.689	16.603	16.263	2	10:04:24.313	53.571	19.764	16.964	16.843
7	10:08:46.882	52.714	19.206	16.803	16.705	3	10:05:16.090	51.777	18.819	16.583	16.375
8	10:09:39.333	52.451	18.725	17.210	16.516	4	10:06:07.815	51.725	18.877	16.596	16.252
9	10:10:30.546	51.213	18.458	16.526	16.229						



Rotax Euro Challenge 2012 Wackersdorf

Rotax Seniors

Wackersdorf 1,275 Km

Second Chance Heat

13.05.2012 10:00

Race (11 Laps) started at 10:02:32

Lap	Time of Day	Lap Tm	S1 Tm	S2 Tm	S3 Tm	Lap	Time of Day	Lap Tm	S1 Tm	S2 Tm	S3 Tm
5	10:06:59.369	51.554	18.680	16.531	16.343						
6	10:07:52.994	53.625	19.327	17.169	17.129						
7	10:08:47.282	54.288	21.137	16.715	16.436						
8	10:09:39.768	52.486	18.736	17.068	16.682						
9	10:10:31.957	52.189	18.971	16.618	16.600						
(255) Moritz OBERHEIM											
1	10:03:27.814	54.986	21.573	16.944	16.469						
2	10:04:20.771	52.957	19.523	16.950	16.484						
3	10:05:12.182	51.411	18.623	16.469	16.319						
4	10:06:03.163	50.981	18.487	16.314	16.180						
5	10:06:55.771	52.608	18.864	16.827	16.917						
6	10:07:47.646	51.875	18.944	16.584	16.347						
7	10:08:39.457	51.811	18.464	16.713	16.634						
8	10:09:39.377	59.920	25.917	17.099	16.904						
9	10:10:32.532	53.155	18.949	16.768	17.438						
(272) Jules COUSIN											
1	10:03:27.708	54.909	20.822	17.036	17.051						
2	10:04:20.876	53.168	19.503	17.192	16.473						
3	10:05:12.751	51.875	18.702	16.541	16.632						
4	10:06:03.684	50.933	18.379	16.415	16.139						
5	10:06:56.506	52.822	18.602	16.878	17.342						
6	10:07:47.769	51.263	18.499	16.541	16.223						
7	10:08:39.377	51.608	18.555	16.636	16.417						
8	10:09:54.083	1:14.706	23.769	26.196	24.741						
(227) Matija JURKOVIC											
1	10:03:30.669	57.291	22.592	17.369	17.330						
2	10:04:46.516	1:15.847	20.064	18.149	37.634						
3	10:05:51.323	1:04.807	21.344	19.602	23.861						
(225) Jeremie LESOUDIER											
1	10:03:44.770	1:10.755	34.494	18.685	17.576						
2	10:04:42.014	57.244	20.383	17.538	19.323						
(219) Andreas BACKMAN											
1	10:03:48.640	1:14.665	39.451	18.443	16.771						
2	10:04:44.015	55.375	20.256	16.837	18.282						
(279) Juuso KAUKELIN											
1	10:03:32.708	58.151	23.583	17.628	16.940						
(248) Artem KOROLEV											
1	10:03:32.969	58.396	24.481	17.206	16.709						
(258) Mikkel JOHNSEN											
1	10:03:59.181	1:25.402	38.357	22.549	24.496						
(300) Joel AFFOLTER											
1	10:03:32.842	58.478	24.531	17.075	16.872						
2	10:04:26.379	53.537	19.625	17.297	16.615						
3	10:05:17.896	51.517	18.680	16.490	16.347						
4	10:06:09.116	51.220	18.347	16.485	16.388						
5	10:07:00.372	51.256	18.637	16.411	16.208						
6	10:07:53.277	52.905	18.755	17.629	16.521						
7	10:08:45.197	51.920	19.170	16.516	16.234						
8	10:09:36.730	51.533	18.363	16.657	16.513						
9	10:10:28.093	51.363	18.686	16.455	16.222						
10	10:11:19.063	50.970	18.402	16.409	16.159						
11	10:12:10.448	51.385	18.512	16.571	16.302						



Rotax Euro Challenge 2012 Wackersdorf

Rotax Seniors

Wackersdorf 1,275 Km

Consolation Race qualified 63-90

13.05.2012 10:40

Race (11 Laps) started at 10:44:10

Pos	No.	Name	Nat.	Chassis	Race Team	Laps	Total Tm	Diff	Best Tm	In Lap	km/h	Points
1	241	Pierre AUVRAY	FRA	FA Kart	DSS Kart	11	9:29.896		51.179	7	89,685	0
2	304	Oliver NORRIS	GBR	Tonykart	RL Racing Dept Ltd	11	9:30.372	0.476	51.230	8	89,596	0
3	302	Kevin MINIER	FRA	Tonykart	MD Competition	11	9:31.147	1.251	51.333	8	89,416	0
4	257	Ebba GRANDIN	SWE	Kosmic	Soda Kart	11	9:31.479	1.583	51.289	6	89,493	0
5	244	Eva BENES	FRA	Kosmic	PKS	11	9:31.889	1.993	51.408	8	89,286	0
6	275	Benjamin KARLOG	DEN	Tonykart	RS Competition	11	9:50.709	20.813	52.090	2	88,117	0
7	242	Miroslav KOVAR	CZE	MS Kart	MS Kart Racing Team	11	9:51.400	21.504	52.144	2	88,025	0

Announcements

These results are provisional until the conclusion of any judicial and technical matters

Started: 7 Classified: 7 Not classified: 0

Margin of Victory	Ø km/h	Best Lap Tm	km/h	Best Lap by
0.476	88,595	51.179	89,685	241 - Pierre AUVRAY

Official Timing www.camp-company.de / www.motorsport-events.se

Orbits

Timekeeping Ingrid and Meik Wagner:

Clerk of the course Nigel Edwards:

www.mylaps.com

Steward (Chairman) Horst Seidel:

Chief Scrutineer Paul Klaassen:

Licensed to: Motorsport Events

Printed: 13.05.2012 10:55:49

posted at:

h



Rotax Euro Challenge 2012 Wackersdorf

Rotax Seniors

Wackersdorf 1,275 Km

Consolation Race qualified 63-90

13.05.2012 10:40

Race (11 Laps) started at 10:44:10

Lap	Time of Day	Lap Tm	S1 Tm	S2 Tm	S3 Tm	Lap	Time of Day	Lap Tm	S1 Tm	S2 Tm	S3 Tm
(241) Pierre AUVRAY						7	10:50:27.111	52.999	19.613	16.871	16.515
1	10:45:04.201	53.482	20.441	16.764	16.277	8	10:51:20.185	53.074	19.816	16.767	16.491
2	10:45:55.882	51.681	18.600	16.682	16.399	9	10:52:13.942	53.757	20.110	16.932	16.715
3	10:46:47.342	51.460	18.699	16.495	16.266	10	10:53:07.387	53.445	18.935	17.198	17.312
4	10:47:38.899	51.557	18.648	16.612	16.297	11	10:54:01.230	53.843	19.731	16.791	17.321
5	10:48:30.305	51.406	18.596	16.533	16.277	(242) Miroslav KOVAR					
6	10:49:21.594	51.289	18.614	16.466	16.209	1	10:45:06.156	55.191	21.154	16.942	17.095
7	10:50:12.773	51.179	18.411	16.501	16.267	2	10:45:58.300	52.144	18.952	16.705	16.487
8	10:51:04.221	51.448	18.625	16.523	16.300	3	10:46:51.979	53.679	19.456	16.935	17.288
9	10:51:55.955	51.734	18.964	16.518	16.252	4	10:47:45.502	53.523	19.323	16.753	17.447
10	10:52:48.861	52.906	18.838	17.317	16.751	5	10:48:39.643	54.141	20.602	16.740	16.799
11	10:53:40.417	51.556	18.626	16.575	16.355	6	10:49:34.024	54.381	20.385	17.106	16.890
(304) Oliver NORRIS						7	10:50:26.846	52.822	19.398	16.768	16.656
1	10:45:03.386	52.865	19.889	16.644	16.332	8	10:51:20.000	53.154	19.769	16.786	16.599
2	10:45:54.887	51.501	18.684	16.512	16.305	9	10:52:14.014	54.014	19.979	17.014	17.021
3	10:46:46.729	51.842	18.799	16.707	16.336	10	10:53:07.218	53.204	19.104	16.818	17.282
4	10:47:38.119	51.390	18.720	16.413	16.257	11	10:54:01.921	54.703	19.681	16.846	18.176
5	10:48:29.650	51.531	18.832	16.396	16.303	(302) Kevin MINIER					
6	10:49:21.137	51.487	18.758	16.396	16.333	1	10:45:04.848	54.002	20.673	16.865	16.464
7	10:50:12.666	51.529	18.727	16.451	16.351	2	10:45:57.303	52.455	19.358	16.711	16.386
8	10:51:03.896	51.230	18.543	16.386	16.301	3	10:46:48.966	51.663	18.766	16.541	16.356
9	10:51:55.708	51.812	19.092	16.432	16.288	4	10:47:40.866	51.900	19.050	16.515	16.335
10	10:52:49.446	53.738	19.227	17.859	16.652	5	10:48:32.513	51.647	18.792	16.545	16.310
11	10:53:40.893	51.447	18.716	16.502	16.229	6	10:49:23.963	51.450	18.576	16.534	16.340
(257) Ebba GRANDIN						7	10:50:15.831	51.868	18.614	16.904	16.350
1	10:45:05.098	54.358	21.151	16.875	16.332	8	10:51:07.164	51.333	18.532	16.472	16.329
2	10:45:57.662	52.564	19.212	16.787	16.565	9	10:51:58.698	51.534	18.606	16.559	16.369
3	10:46:49.127	51.465	18.629	16.556	16.280	10	10:52:50.190	51.492	18.572	16.578	16.342
4	10:47:40.580	51.453	18.545	16.522	16.386	11	10:53:41.668	51.478	18.631	16.500	16.347
5	10:48:32.115	51.535	18.635	16.573	16.327	(244) Eva BENES					
6	10:49:23.404	51.289	18.498	16.538	16.253	1	10:45:04.017	53.390	20.203	16.690	16.497
7	10:50:15.033	51.629	18.709	16.580	16.340	2	10:45:56.206	52.189	19.121	16.586	16.482
8	10:51:06.685	51.652	18.690	16.664	16.298	3	10:46:47.888	51.682	18.766	16.446	16.470
9	10:51:58.407	51.722	18.538	16.721	16.463	4	10:47:39.513	51.625	18.718	16.543	16.364
10	10:52:50.551	52.144	18.642	17.072	16.430	5	10:48:31.228	51.715	18.737	16.619	16.359
11	10:53:42.000	51.449	18.615	16.498	16.336	6	10:49:23.031	51.803	18.642	16.678	16.483
(244) Eva BENES						7	10:50:15.488	52.457	19.455	16.657	16.345
1	10:45:04.017	53.390	20.203	16.690	16.497	8	10:51:06.896	51.408	18.634	16.464	16.310
2	10:45:56.206	52.189	19.121	16.586	16.482	9	10:51:58.821	51.925	18.646	16.597	16.682
3	10:46:47.888	51.682	18.766	16.446	16.470	10	10:52:50.770	51.949	18.621	16.720	16.608
4	10:47:39.513	51.625	18.718	16.543	16.364	11	10:53:42.410	51.640	18.556	16.536	16.548
5	10:48:31.228	51.715	18.737	16.619	16.359	(275) Benjamin KARLOG					
6	10:49:23.031	51.803	18.642	16.678	16.483	1	10:45:06.409	55.533	21.374	17.005	17.154
7	10:50:15.488	52.457	19.455	16.657	16.345	2	10:45:58.499	52.090	18.852	16.812	16.426
8	10:51:06.896	51.408	18.634	16.464	16.310	3	10:46:51.959	53.460	19.102	17.031	17.327
9	10:51:58.821	51.925	18.646	16.597	16.682	4	10:47:45.533	53.574	19.111	17.077	17.386
10	10:52:50.770	51.949	18.621	16.720	16.608	5	10:48:39.763	54.230	20.259	16.876	17.095
11	10:53:42.410	51.640	18.556	16.536	16.548	6	10:49:34.112	54.349	20.112	17.104	17.133

Timekeeping Ingrid and Meik Wagner:

Clerk of the course Nigel Edwards:

www.mylaps.com

Steward (Chairman) Horst Seidel:

Chief Scrutineer Paul Klaassen:

Licensed to: Motorsport Events

Printed: 13.05.2012 10:56:09

posted at:

h

Rotax Euro Challenge 2012
 Class: Rotax Max Seniors
 Date/Time: 13.05.2012 11:40

Track: Wackersdorf / Germany
 Heat: Prefinal
 Laps: 14

Edition 1

Petr BEZEL	240	2nd Chance 5
	33	
Stephane KOX	261	2nd Chance 3
	31	
Nicolai NIELSEN	218	2nd Chance 1
	29	
Henry EASTHOPE	263	Points 47 Quali Rank 64
	27	
Jesse LAZARE	221	Points 46 Quali Rank 11
	25	
Bryan EERDEN	216	Points 44 Quali Rank 13
	23	
Alexandre FINKELSTEIN	238	Points 38 Quali Rank 44
	21	
Glen VAN DROOGENI	217	Points 38 Quali Rank 22
	19	
Ash HAND	234	Points 36 Quali Rank 17
	17	
Barrie PULLINGER	278	Points 35 Quali Rank 29
	15	
Sean BABINGTON	205	Points 35 Quali Rank 3
	13	
Makino TADASUKE	294	Points 34 Quali Rank 4
	11	
James SINGLETON	232	Points 29 Quali Rank 26
	9	
Jiri FORMAN	212	Points 20 Quali Rank 10
	7	
Andy KING	236	Points 20 Quali Rank 7
	5	
Philip MORIN	299	Points 13 Quali Rank 16
	3	
Edward BRAND	203	Points 9 Quali Rank 14
	1	

Pole Position

17	Petr FULIN	266	2nd Chance 6
		34	
16	Christopher FRIEDRICH	271	2nd Chance 4
		32	
15	Josh HART	296	2nd Chance 2
		30	
14	Francisco MORA	268	Points 50 Quali Rank 36
		28	
13	Ukyo SASAHARA	290	Points 46 Quali Rank 19
		26	
12	Jacob NIELSEN	223	Points 44 Quali Rank 45
		24	
11	Shaun SLAVIN	211	Points 40 Quali Rank 9
		22	
10	Ferenc KANCSAR	207	Points 38 Quali Rank 32
		20	
9	Ludvig MORIN	250	Points 36 Quali Rank 25
		18	
8	Michael COOL	214	Points 36 Quali Rank 5
		16	
7	Thomas BENISRI	213	Points 35 Quali Rank 15
		14	
6	John FRIBERG	269	Points 34 Quali Rank 18
		12	
5	Aavo TALVAR	224	Points 33 Quali Rank 28
		10	
4	Harrison SCOTT	254	Points 26 Quali Rank 6
		8	
3	Bas de LAAT	260	Points 20 Quali Rank 8
		6	
2	Charlie EASTWOOD	208	Points 14 Quali Rank 1
		4	
1	Pierce LEHANE	222	Points 11 Quali Rank 2
		2	

Row

Clerk of the course Nigel Edwards:
 Stewards (Chairman) Horst Seidel:

Scrutineer Paul Klaassen:
 Timekeeping Ingrid/Meik Wagner:

posted at: h

These results are provisional until the conclusion of any judicial and technical matters

printed 13.05.2012 11:08



Rotax Euro Challenge 2012 Wackersdorf

Rotax Seniors Wackersdorf 1,275 Km
 Pre-Final -NEW- 13.05.2012 11:40

Race (14 Laps) started at 11:57:12

Pos	No.	Name	Nat.	Chassis	Race Team	Laps	Total Tm	Diff	Best Tm	In Lap	km/h	Points
1	254	Harrison SCOTT	GBR	Tonykart	Strawberry Racing	14	11:56.840		50.825	11	90,310	34
2	203	Edward BRAND	GBR	Formula K	Formula K Europe	14	11:57.106	0.266	50.837	12	90,289	33
3	299	Philip MORIN	SWE	Alonso	Dan Holland Racing	14	11:59.253	2.413	51.080	11	89,859	32
4	205	Sean BABINGTON	GBR	Alonso	Dan Holland Racing	14	12:05.400	8.560	51.114	13	89,799	31
5	260	Bas de LAAT	NED	Gillard	PDB Racing Team	14	12:06.018	9.178	51.113	13	89,801	30
6	250	Ludvig MORIN	SWE	Kosmic	Paul Carr Racing	14	12:06.027	9.187	51.184	13	89,676	29
7	213	Thomas BENISRI	FRA	Sodikart	Win Max	14	12:06.418	9.578	51.098	11	89,827	28
8	212	Jiri FORMAN	GBR	MS Kart	MS Kart Racing Team	14	12:06.779	9.939	51.068	13	89,880	27
9	232	James SINGLETON	GBR	CRG	Coles Racing	14	12:07.417	10.577	51.165	12	89,710	26
10	211	Shaun SLAVIN	GBR	Formula K	Formula K Europe	14	12:10.382	13.542	51.099	11	89,826	25
11	278	Barrie PULLINGER	GBR	Alonso	Dan Holland Racing	14	12:10.815	13.975	51.162	11	89,715	24
12	234	Ash HAND	GBR	Tonykart	Strawberry Racing	14	12:11.033	14.193	51.176	11	89,690	23
13	290	Ukyo SASAHARA	JPN	DR	VPDR	14	12:11.106	14.266	51.071	13	89,875	22
14	269	John FRIBERG	SWE	Tonykart	Soda Kart	14	12:11.236	14.396	51.101	8	89,822	21
15	217	Glen VAN DROOGENBROEC	BEL	Tonykart	Bouvin Power	14	12:11.411	14.571	51.095	9	89,833	20
16	294	Makino TADASUKE	JPN	Birel	Kalman Motorsport	14	12:13.287	16.447	50.881	12	90,210	19
17	214	Michael COOL	BEL	Tonykart	Bouvin Power	14	12:13.569	16.729	51.310	8	89,456	18
18	266	Petr FULIN	CZE	MS Kart	MS Kart Racing Team	14	12:14.687	17.847	51.395	9	89,308	17
19	221	Jesse LAZARE	CAN	Formula K	Chapman Racing/Protrain	14	12:15.870	19.030	51.302	9	89,470	16
20	240	Petr BEZEL	CZE	MS Kart	MS Kart Racing Team	14	12:16.313	19.473	51.225	6	89,605	15
21	296	Josh HART	NZL	Birel	Kalman Motorsport	14	12:16.515	19.675	51.157	3	89,724	14
22	218	Nicolai NIELSEN	DEN	TBA	Star Karting	14	12:16.571	19.731	51.435	9	89,239	13
23	268	Francisco MORA	POR	FA	Cabo do Mundo Kartteam	14	12:16.857	20.017	51.370	10	89,352	12
24	207	Ferenc KANCSAR	AUT	Birel	Kalman Motorsport	14	12:17.228	20.388	51.118	13	89,792	11
25	208	Charlie EASTWOOD	IRL	Formula K	Protrain Racing	14	12:17.923	21.083	51.581	10	88,986	10
26	216	Bryan EERDEN	NED	Gillard	PDB Racing Team	14	12:18.004	21.164	51.186	10	89,673	9
27	261	Stephane KOX	NED	Formula K	Formula K Europe	14	12:18.123	21.283	51.304	7	89,467	8
28	223	Jacob NIELSEN	DEN	Kosmic	Star Karting	14	12:18.250	21.410	51.220	8	89,613	7
29	238	Alexandre FINKELSTEIN	FRA	Tonykart	MD Competition	14	12:19.716	22.876	50.988	12	90,021	6
30	263	Henry EASTHOPE	GBR	Sodikart	Sodikart Junior Team	14	12:19.781	22.941	51.098	12	89,827	5
31	271	Christopher FRIEDRICH	GER	Praga	M-Tec/Praga Racing	14	12:20.595	23.755	51.520	14	89,092	4
32	224	Aavo TALVAR	EST	Intrepid	Talvar Racing	14	12:20.768	23.928	51.157	10	89,724	3
33	236	Andy KING	GBR	Tonykart	Strawberry Racing	2	1:44.819	12 Laps	51.538	2	89,060	2
34	222	Pierce LEHANE	AUS	Alonso	Dan Holland Racing		0.009	14 Laps		0	-	1

Announcements

These results are provisional until the conclusion of any judicial and technical matters
 No. 278 + 234 + 260 + 290 warning board
 Started: 34 Classified: 34 Not classified: 0
 No. 207 time penalty 10 sec. / reason unfair driving
 No. 238 time penalty 10 sec. / reason unfair driving

Margin of Victory	Ø km/h	Best Lap Tm	km/h	Best Lap by
0.266	89,643	50.825	90,310	254 - Harrison SCOTT

Timekeeping Ingrid and Meik Wagner: Clerk of the course Nigel Edwards: www.mylaps.com
 Steward (Chairman) Horst Seidel: Chief Scrutineer Paul Klaassen: Licensed to: Motorsport Events
 Printed: 13.05.2012 13:13:49 posted at: h



Rotax Euro Challenge 2012 Wackersdorf

Rotax Seniors

Wackersdorf 1,275 Km

Pre-Final

13.05.2012 11:40

Race (14 Laps) started at 11:57:12

Lap	Time of Day	Lap Tm	S1 Tm	S2 Tm	S3 Tm	Lap	Time of Day	Lap Tm	S1 Tm	S2 Tm	S3 Tm
(254) Harrison SCOTT						8	12:04:10.240	51.289	18.368	16.496	16.425
1	11:58:06.008	52.787	19.761	16.685	16.341	9	12:05:02.385	52.145	18.941	16.691	16.513
2	11:58:57.499	51.491	18.401	16.702	16.388	10	12:05:53.719	51.334	18.563	16.506	16.265
3	11:59:48.600	51.101	18.388	16.521	16.192	11	12:06:44.875	51.156	18.405	16.532	16.219
4	12:00:39.639	51.039	18.420	16.451	16.168	12	12:07:36.014	51.139	18.412	16.459	16.268
5	12:01:30.747	51.108	18.327	16.545	16.236	13	12:08:27.127	51.113	18.324	16.569	16.220
6	12:02:21.809	51.062	18.389	16.513	16.160	14	12:09:18.945	51.818	18.579	16.662	16.577
7	12:03:12.945	51.136	18.509	16.429	16.198	(250) Ludvig MORIN					
8	12:04:04.178	51.233	18.333	16.663	16.237	1	11:58:07.951	54.265	20.704	17.149	16.412
9	12:04:55.246	51.068	18.391	16.496	16.181	2	11:58:59.735	51.784	18.641	16.866	16.277
10	12:05:46.216	50.970	18.352	16.450	16.168	3	11:59:51.034	51.299	18.456	16.599	16.244
11	12:06:37.041	50.825	18.228	16.416	16.181	4	12:00:42.961	51.927	18.975	16.645	16.307
12	12:07:27.878	50.837	18.301	16.422	16.114	5	12:01:36.307	52.346	19.297	16.730	16.319
13	12:08:18.782	50.904	18.355	16.432	16.117	6	12:02:26.734	51.427	18.579	16.569	16.279
14	12:09:09.767	50.985	18.397	16.443	16.145	7	12:03:18.056	51.322	18.391	16.585	16.346
(203) Edward BRAND						8	12:04:09.334	51.278	18.467	16.473	16.338
1	11:58:04.985	52.058	18.983	16.640	16.435	9	12:05:00.779	51.445	18.586	16.592	16.267
2	11:58:56.840	51.855	18.529	16.785	16.541	10	12:05:52.235	51.456	18.550	16.629	16.277
3	11:59:48.071	51.231	18.432	16.459	16.340	11	12:06:43.692	51.457	18.550	16.626	16.281
4	12:00:39.241	51.170	18.478	16.411	16.281	12	12:07:35.636	51.944	18.832	16.868	16.244
5	12:01:30.440	51.199	18.453	16.436	16.310	13	12:08:26.820	51.184	18.436	16.562	16.186
6	12:02:21.589	51.149	18.441	16.445	16.263	14	12:09:18.954	52.134	18.748	16.748	16.638
7	12:03:13.225	51.636	18.925	16.493	16.218	(213) Thomas BENISRI					
8	12:04:04.404	51.179	18.296	16.547	16.336	1	11:58:08.374	54.863	20.711	17.629	16.523
9	12:04:55.545	51.141	18.355	16.516	16.270	2	11:59:00.369	51.995	18.783	16.739	16.473
10	12:05:46.546	51.001	18.293	16.484	16.224	3	11:59:52.110	51.741	18.545	16.613	16.583
11	12:06:37.413	50.867	18.173	16.454	16.240	4	12:00:43.962	51.852	18.685	16.921	16.246
12	12:07:28.250	50.837	18.305	16.401	16.131	5	12:01:36.981	53.019	19.937	16.846	16.236
13	12:08:19.140	50.890	18.260	16.463	16.167	6	12:02:28.174	51.193	18.408	16.536	16.249
14	12:09:10.033	50.893	18.346	16.398	16.149	7	12:03:19.426	51.252	18.515	16.485	16.252
(299) Philip MORIN						8	12:04:10.732	51.306	18.385	16.473	16.448
1	11:58:05.216	52.207	19.108	16.681	16.418	9	12:05:02.800	52.068	18.606	16.668	16.794
2	11:58:56.972	51.756	18.504	16.801	16.451	10	12:05:54.323	51.523	18.670	16.541	16.312
3	11:59:48.404	51.432	18.491	16.655	16.286	11	12:06:45.421	51.098	18.373	16.449	16.276
4	12:00:40.031	51.627	18.814	16.538	16.275	12	12:07:36.527	51.106	18.292	16.508	16.306
5	12:01:31.350	51.319	18.457	16.594	16.268	13	12:08:27.701	51.174	18.483	16.427	16.264
6	12:02:22.569	51.219	18.419	16.478	16.322	14	12:09:19.345	51.644	18.691	16.612	16.341
7	12:03:13.710	51.141	18.406	16.490	16.245	(212) Jiri FORMAN					
8	12:04:04.866	51.156	18.353	16.565	16.238	1	11:58:07.455	54.233	20.973	16.903	16.357
9	12:04:56.144	51.278	18.428	16.586	16.264	2	11:58:59.506	52.051	18.992	16.702	16.357
10	12:05:47.475	51.331	18.482	16.540	16.309	3	11:59:51.195	51.689	18.924	16.516	16.249
11	12:06:38.555	51.080	18.330	16.529	16.221	4	12:00:43.607	52.412	19.220	16.671	16.521
12	12:07:29.815	51.260	18.485	16.537	16.238	5	12:01:35.678	52.071	19.010	16.764	16.297
13	12:08:20.965	51.150	18.397	16.550	16.203	6	12:02:27.477	51.799	18.875	16.617	16.307
14	12:09:12.180	51.215	18.450	16.530	16.235	7	12:03:18.675	51.198	18.440	16.508	16.250
(205) Sean BABINGTON						8	12:04:10.391	51.716	18.467	16.803	16.446
1	11:58:07.050	53.503	20.528	16.753	16.222	9	12:05:02.507	52.116	18.681	16.590	16.845
2	11:58:59.803	52.753	19.503	16.775	16.475	10	12:05:53.893	51.386	18.631	16.530	16.225
3	11:59:51.409	51.606	18.765	16.599	16.242	11	12:06:45.069	51.176	18.488	16.501	16.187
4	12:00:43.478	52.069	19.188	16.661	16.220	12	12:07:36.786	51.717	18.361	16.572	16.784
5	12:01:35.051	51.573	18.685	16.512	16.376	13	12:08:27.854	51.068	18.417	16.496	16.155
6	12:02:26.825	51.774	18.946	16.579	16.249	14	12:09:19.706	51.852	18.736	16.650	16.466
7	12:03:18.238	51.413	18.496	16.501	16.416	(207) Ferenc KANCSAR					
8	12:04:09.527	51.289	18.602	16.406	16.281	1	11:58:09.213	55.230	21.901	16.972	16.357
9	12:05:00.956	51.429	18.530	16.615	16.284	2	11:59:00.810	51.597	18.545	16.629	16.423
10	12:05:52.395	51.439	18.555	16.528	16.356	3	11:59:52.683	51.873	18.869	16.638	16.366
11	12:06:43.879	51.484	18.530	16.650	16.304	4	12:00:44.782	52.099	19.119	16.654	16.326
12	12:07:35.560	51.681	18.844	16.547	16.290	5	12:01:37.333	52.551	19.255	16.973	16.323
13	12:08:26.674	51.114	18.377	16.462	16.275	6	12:02:28.804	51.471	18.409	16.705	16.357
14	12:09:18.327	51.653	18.796	16.450	16.407	7	12:03:20.350	51.546	18.671	16.507	16.368
(260) Bas de LAAT						8	12:04:11.800	51.450	18.516	16.637	16.297
1	11:58:06.975	53.836	20.716	16.775	16.345	9	12:05:03.064	51.264	18.417	16.546	16.301
2	11:58:59.155	52.180	18.971	16.766	16.443	10	12:05:54.528	51.464	18.627	16.580	16.257
3	11:59:50.876	51.721	18.569	16.582	16.570	11	12:06:45.812	51.284	18.378	16.661	16.245
4	12:00:44.026	53.150	19.414	17.238	16.498	12	12:07:37.069	51.257	18.437	16.489	16.331
5	12:01:35.990	51.964	19.092	16.605	16.267	13	12:08:28.187	51.118	18.300	16.572	16.246
6	12:02:27.800	51.810	18.659	16.853	16.298	14	12:09:20.155	51.968	18.524	16.684	16.760
7	12:03:18.951	51.151	18.376	16.503	16.272	(232) James SINGLETON					



Rotax Euro Challenge 2012 Wackersdorf

Rotax Seniors

Wackersdorf 1,275 Km

Pre-Final

13.05.2012 11:40

Race (14 Laps) started at 11:57:12

Lap	Time of Day	Lap Tm	S1 Tm	S2 Tm	S3 Tm	Lap	Time of Day	Lap Tm	S1 Tm	S2 Tm	S3 Tm
1	11:58:06.881	53.561	20.353	16.745	16.463	10	12:05:57.040	51.938	18.952	16.671	16.315
2	11:58:58.910	52.029	18.870	16.689	16.470	11	12:06:48.216	51.176	18.401	16.529	16.246
3	11:59:50.962	52.052	18.974	16.542	16.536	12	12:07:39.440	51.224	18.406	16.542	16.276
4	12:00:43.228	52.266	19.253	16.700	16.313	13	12:08:31.358	51.918	18.293	16.830	16.795
5	12:01:35.450	52.222	19.321	16.636	16.265	14	12:09:23.960	52.602	19.114	16.865	16.623
6	12:02:27.936	52.486	19.301	16.923	16.262						
7	12:03:19.239	51.303	18.417	16.541	16.345						
8	12:04:10.560	51.321	18.324	16.530	16.467						
9	12:05:02.685	52.125	18.922	16.638	16.565						
10	12:05:54.832	52.147	19.220	16.603	16.324						
11	12:06:46.041	51.209	18.288	16.597	16.324						
12	12:07:37.206	51.165	18.415	16.526	16.224						
13	12:08:28.439	51.233	18.440	16.574	16.219						
14	12:09:20.344	51.905	18.436	16.657	16.812						
(238) Alexandre FINKELSTEIN						(290) Ukyo SASAHARA					
1	11:58:09.722	55.831	22.181	17.150	16.500	1	11:58:13.854	59.299	23.701	18.610	16.988
2	11:59:01.037	51.315	18.379	16.592	16.344	2	11:59:06.426	52.572	18.882	17.394	16.296
3	11:59:52.987	51.950	18.990	16.685	16.275	3	11:59:58.297	51.871	18.386	16.846	16.639
4	12:00:45.325	52.338	19.166	16.743	16.429	4	12:00:49.748	51.451	18.515	16.663	16.273
5	12:01:37.793	52.468	18.971	17.135	16.362	5	12:01:41.290	51.542	18.566	16.569	16.407
6	12:02:29.467	51.674	18.140	16.985	16.549	6	12:02:32.630	51.340	18.448	16.544	16.348
7	12:03:21.327	51.860	19.055	16.571	16.234	7	12:03:24.226	51.596	18.480	16.680	16.436
8	12:04:13.005	51.678	18.570	16.662	16.446	8	12:04:15.413	51.187	18.485	16.460	16.242
9	12:05:04.828	51.823	18.784	16.631	16.408	9	12:05:06.902	51.489	18.419	16.687	16.383
10	12:05:56.774	51.946	18.668	16.649	16.629	10	12:05:58.069	51.167	18.475	16.552	16.140
11	12:06:47.929	51.155	18.391	16.505	16.259	11	12:06:49.385	51.316	18.343	16.550	16.423
12	12:07:38.917	50.988	18.292	16.484	16.212	12	12:07:40.927	51.542	18.537	16.512	16.493
13	12:08:30.083	51.166	18.371	16.544	16.251	13	12:08:31.998	51.071	18.351	16.540	16.180
14	12:09:22.643	52.560	18.482	16.700	17.378	14	12:09:24.033	52.035	18.591	16.926	16.518
(211) Shaun SLAVIN						(269) John FRIBERG					
1	11:58:10.059	55.924	22.182	17.255	16.487	1	11:58:10.342	56.908	22.618	17.356	16.934
2	11:59:01.230	51.171	18.423	16.504	16.244	2	11:59:01.667	51.325	18.411	16.581	16.333
3	11:59:52.839	51.609	18.646	16.626	16.337	3	11:59:53.213	51.546	18.586	16.642	16.318
4	12:00:45.457	52.618	19.154	17.071	16.393	4	12:00:45.769	52.556	19.126	16.736	16.694
5	12:01:38.048	52.591	19.017	17.090	16.484	5	12:01:38.331	52.562	18.816	17.129	16.617
6	12:02:29.785	51.737	18.536	16.525	16.676	6	12:02:29.962	51.631	18.520	16.504	16.607
7	12:03:21.063	51.278	18.491	16.539	16.248	7	12:03:24.114	54.152	19.466	16.855	17.831
8	12:04:12.813	51.750	18.731	16.655	16.364	8	12:04:15.215	51.101	18.408	16.492	16.201
9	12:05:04.670	51.857	18.746	16.730	16.381	9	12:05:06.700	51.485	18.358	16.788	16.339
10	12:05:56.116	51.446	18.601	16.535	16.310	10	12:05:58.468	51.768	18.983	16.546	16.239
11	12:06:47.215	51.099	18.363	16.474	16.262	11	12:06:49.581	51.113	18.295	16.491	16.327
12	12:07:38.319	51.104	18.421	16.416	16.267	12	12:07:41.019	51.438	18.447	16.596	16.395
13	12:08:29.473	51.154	18.445	16.444	16.265	13	12:08:32.318	51.299	18.441	16.580	16.278
14	12:09:23.309	53.836	18.773	16.790	18.273	14	12:09:24.163	51.845	18.448	16.875	16.522
(278) Barrie PULLINGER						(217) Glen VAN DROOGENBROECK					
1	11:58:08.744	55.073	21.365	17.050	16.658	1	11:58:10.958	57.138	22.903	17.687	16.548
2	11:59:00.668	51.924	18.835	16.645	16.444	2	11:59:03.243	52.285	19.153	16.845	16.287
3	11:59:52.562	51.894	18.873	16.631	16.390	3	11:59:54.345	51.102	18.395	16.532	16.175
4	12:00:44.633	52.071	19.109	16.641	16.321	4	12:00:46.231	51.886	18.487	16.637	16.762
5	12:01:36.749	52.116	19.057	16.755	16.304	5	12:01:38.531	52.300	18.820	16.905	16.575
6	12:02:28.635	51.886	18.777	16.748	16.361	6	12:02:30.612	52.081	18.671	17.099	16.311
7	12:03:20.861	52.226	19.359	16.541	16.326	7	12:03:23.271	52.659	18.928	17.124	16.607
8	12:04:12.658	51.797	18.781	16.633	16.383	8	12:04:14.536	51.265	18.385	16.661	16.219
9	12:05:04.601	51.943	18.756	16.693	16.494	9	12:05:05.631	51.095	18.375	16.530	16.190
10	12:05:57.348	52.747	19.729	16.738	16.280	10	12:05:57.844	52.213	19.247	16.799	16.167
11	12:06:48.510	51.162	18.321	16.618	16.223	11	12:06:49.238	51.394	18.418	16.577	16.399
12	12:07:39.750	51.240	18.408	16.578	16.254	12	12:07:41.746	52.508	18.468	16.633	17.407
13	12:08:31.201	51.451	18.416	16.578	16.457	13	12:08:32.865	51.119	18.342	16.563	16.214
14	12:09:23.742	52.541	19.141	16.782	16.618	14	12:09:24.338	51.473	18.443	16.637	16.393
(234) Ash HAND						(294) Makino TADASUKE					
1	11:58:08.579	54.834	21.147	17.082	16.605	1	11:58:08.280	54.873	20.876	17.425	16.572
2	11:59:00.483	51.904	18.798	16.740	16.366	2	11:59:00.230	51.950	18.587	16.800	16.563
3	11:59:52.345	51.862	18.706	16.604	16.552	3	11:59:52.275	52.045	18.461	16.671	16.913
4	12:00:46.417	54.072	21.099	16.638	16.335	4	12:00:44.166	51.891	18.261	17.342	16.288
5	12:01:38.655	52.238	19.083	16.613	16.542	5	12:01:37.637	53.471	19.487	17.629	16.355
6	12:02:30.548	51.893	18.748	16.758	16.387	6	12:02:30.063	52.426	17.983	17.390	17.053
7	12:03:22.473	51.925	18.700	16.862	16.363	7	12:03:22.073	52.010	19.115	16.667	16.228
8	12:04:13.759	51.286	18.499	16.588	16.199	8	12:04:13.090	51.017	18.317	16.427	16.273
9	12:05:05.102	51.343	18.448	16.616	16.279	9	12:05:04.927	51.837	18.940	16.606	16.291
						10	12:05:56.658	51.731	18.827	16.500	16.404
						11	12:06:47.606	50.948	18.720	16.465	16.163
						12	12:07:38.487	50.881	17.991	16.883	16.207
						13	12:08:29.592	51.105	18.428	16.463	16.214
						14	12:09:26.214	56.622	18.765	16.785	21.072
(214) Michael COOL											
1	11:58:11.625					1	11:58:11.625	57.995	22.800	18.559	16.636
2	11:59:03.740					2	11:59:03.740	52.115	18.690	16.969	16.456



Rotax Euro Challenge 2012 Wackersdorf

Rotax Seniors

Wackersdorf 1,275 Km

Pre-Final

13.05.2012 11:40

Race (14 Laps) started at 11:57:12

Lap	Time of Day	Lap Tm	S1 Tm	S2 Tm	S3 Tm	Lap	Time of Day	Lap Tm	S1 Tm	S2 Tm	S3 Tm
3	11:59:55.088	51.348	18.398	16.656	16.294	12	12:07:44.804	52.275	19.243	16.609	16.423
4	12:00:46.566	51.478	18.533	16.647	16.298	13	12:08:37.333	52.529	19.216	16.861	16.452
5	12:01:39.399	52.833	19.420	17.045	16.368	14	12:09:29.442	52.109	18.911	16.725	16.473
6	12:02:30.983	51.584	18.441	16.708	16.435	(218) Nicolai NIELSEN					
7	12:03:23.650	52.667	18.613	16.827	17.227	1	11:58:12.593	58.053	22.787	18.324	16.942
8	12:04:14.960	51.310	18.395	16.616	16.299	2	11:59:04.599	52.006	18.946	16.764	16.296
9	12:05:07.081	52.121	18.518	17.150	16.453	3	11:59:57.967	53.368	19.734	16.985	16.649
10	12:05:59.862	52.781	18.875	17.411	16.495	4	12:00:49.431	51.464	18.507	16.686	16.271
11	12:06:51.686	51.824	18.654	16.776	16.394	5	12:01:41.694	52.263	18.450	16.703	17.110
12	12:07:43.306	51.620	18.522	16.678	16.420	6	12:02:33.169	51.475	18.534	16.626	16.315
13	12:08:34.870	51.564	18.576	16.687	16.301	7	12:03:25.741	52.572	18.617	16.920	17.035
14	12:09:26.496	51.626	18.601	16.656	16.369	8	12:04:18.728	52.987	19.880	16.843	16.264
(266) Petr FULIN						9	12:05:10.163	51.435	18.537	16.583	16.315
1	11:58:13.126	57.535	22.133	18.350	17.052	10	12:06:01.888	51.725	18.648	16.757	16.320
2	11:59:04.863	51.737	18.756	16.687	16.294	11	12:06:53.361	51.473	18.620	16.617	16.236
3	11:59:56.770	51.907	18.991	16.585	16.331	12	12:07:45.157	51.796	18.691	16.747	16.358
4	12:00:48.172	51.402	18.530	16.565	16.307	13	12:08:37.521	52.364	19.012	16.939	16.413
5	12:01:40.203	52.031	18.851	16.799	16.381	14	12:09:29.498	51.977	18.847	16.761	16.369
6	12:02:32.530	52.327	18.578	16.731	17.018	(268) Francisco MORA					
7	12:03:25.041	52.511	19.053	16.947	16.511	1	11:58:14.004	59.300	23.136	19.333	16.831
8	12:04:16.473	51.432	18.547	16.629	16.256	2	11:59:07.549	53.545	19.173	17.876	16.496
9	12:05:07.868	51.395	18.453	16.638	16.304	3	11:59:58.922	51.373	18.422	16.609	16.342
10	12:05:59.542	51.674	18.599	16.637	16.438	4	12:00:52.115	53.193	19.566	16.896	16.731
11	12:06:52.101	52.559	19.187	16.723	16.649	5	12:01:44.365	52.250	19.115	16.720	16.415
12	12:07:44.136	52.035	19.133	16.625	16.277	6	12:02:35.781	51.416	18.494	16.577	16.345
13	12:08:35.918	51.782	18.774	16.698	16.310	7	12:03:27.405	51.624	18.682	16.607	16.335
14	12:09:27.614	51.696	18.766	16.608	16.322	8	12:04:19.169	51.764	18.480	16.912	16.372
(221) Jesse LAZARE						9	12:05:10.666	51.497	18.439	16.642	16.416
1	11:58:12.038	57.846	22.985	18.154	16.707	10	12:06:02.036	51.370	18.406	16.696	16.268
2	11:59:04.127	52.089	18.585	17.039	16.465	11	12:06:53.751	51.715	18.768	16.643	16.304
3	11:59:57.120	52.993	19.846	16.859	16.288	12	12:07:45.596	51.845	18.514	16.852	16.479
4	12:00:48.618	51.498	18.488	16.680	16.330	13	12:08:38.181	52.585	19.515	16.658	16.412
5	12:01:40.344	51.726	18.572	16.813	16.341	14	12:09:29.784	51.603	18.698	16.522	16.383
6	12:02:32.424	52.080	18.713	16.747	16.620	(208) Charlie EASTWOOD					
7	12:03:24.121	51.697	18.525	16.738	16.434	1	11:58:13.044	59.999	23.544	18.940	17.515
8	12:04:15.958	51.837	18.842	16.608	16.387	2	11:59:05.978	52.934	19.680	16.870	16.384
9	12:05:07.260	51.302	18.348	16.678	16.276	3	11:59:58.810	52.832	18.668	17.169	16.995
10	12:05:59.397	52.137	18.842	16.838	16.457	4	12:00:51.380	52.570	19.334	16.791	16.445
11	12:06:52.337	52.940	19.705	16.663	16.572	5	12:01:43.214	51.834	18.549	16.765	16.520
12	12:07:44.361	52.024	19.045	16.668	16.311	6	12:02:35.188	51.974	18.745	16.921	16.308
13	12:08:37.018	52.657	19.350	16.885	16.422	7	12:03:27.062	51.874	18.761	16.749	16.364
14	12:09:28.797	51.779	18.717	16.686	16.376	8	12:04:19.242	52.180	18.621	16.970	16.589
(240) Petr BEZEL						9	12:05:11.288	52.046	19.062	16.654	16.330
1	11:58:13.493	58.414	23.024	18.483	16.907	10	12:06:02.869	51.581	18.549	16.731	16.301
2	11:59:06.518	53.025	19.472	17.012	16.541	11	12:06:54.590	51.721	18.796	16.679	16.246
3	11:59:58.508	51.990	18.558	16.750	16.682	12	12:07:46.249	51.659	18.605	16.737	16.317
4	12:00:51.106	52.598	19.216	16.771	16.611	13	12:08:38.456	52.207	19.074	16.826	16.307
5	12:01:42.833	51.727	18.663	16.682	16.382	14	12:09:30.850	52.394	18.704	16.762	16.928
6	12:02:34.058	51.225	18.467	16.521	16.237	(216) Bryan EERDEN					
7	12:03:25.521	51.463	18.519	16.533	16.411	1	11:58:11.369	57.394	23.088	17.704	16.602
8	12:04:17.745	52.224	18.928	16.692	16.604	2	11:59:04.287	52.918	18.792	17.680	16.446
9	12:05:09.355	51.610	18.605	16.682	16.323	3	11:59:58.493	54.206	19.692	17.080	17.434
10	12:06:00.695	51.340	18.508	16.537	16.295	4	12:00:51.033	52.540	19.391	16.713	16.436
11	12:06:52.403	51.708	18.566	16.645	16.497	5	12:01:42.528	51.495	18.487	16.665	16.343
12	12:07:44.578	52.175	19.177	16.650	16.348	6	12:02:33.784	51.256	18.482	16.496	16.278
13	12:08:37.080	52.502	19.254	16.920	16.328	7	12:03:25.435	51.651	18.532	16.602	16.517
14	12:09:29.240	52.160	19.018	16.621	16.521	8	12:04:17.677	52.242	19.232	16.568	16.442
(296) Josh HART						9	12:05:08.959	51.282	18.442	16.507	16.333
1	11:58:17.423	1:02.581	23.238	22.776	16.567	10	12:06:00.145	51.186	18.432	16.465	16.289
2	11:59:09.077	51.654	18.748	16.582	16.324	11	12:06:51.969	51.824	18.755	16.690	16.379
3	12:00:00.234	51.157	18.468	16.467	16.222	12	12:07:45.061	53.092	19.962	16.676	16.454
4	12:00:52.006	51.772	18.418	16.876	16.478	13	12:08:37.728	52.667	19.312	16.793	16.562
5	12:01:43.618	51.612	18.814	16.553	16.245	14	12:09:30.931	53.203	19.778	16.745	16.680
6	12:02:35.010	51.392	18.457	16.643	16.292	(261) Stephane KOX					
7	12:03:26.209	51.199	18.505	16.474	16.220	1	11:58:13.946	59.109	23.208	18.682	17.219
8	12:04:18.428	52.219	18.841	16.579	16.799	2	11:59:07.024	53.078	19.157	17.471	16.450
9	12:05:10.051	51.623	18.597	16.538	16.488	3	11:59:58.677	51.653	18.437	16.693	16.523
10	12:06:01.338	51.287	18.462	16.491	16.334	4	12:00:51.571	52.894	19.616	16.833	16.445
11	12:06:52.529	51.191	18.375	16.563	16.253						

Timekeeping Ingrid and Meik Wagner:



Clerk of the course Nigel Edwards:

Steward (Chairman) Horst Seidel:

Chief Scrutineer Paul Klaassen:



Rotax Euro Challenge 2012 Wackersdorf

Rotax Seniors

Wackersdorf 1,275 Km

Pre-Final

13.05.2012 11:40

Race (14 Laps) started at 11:57:12

Lap	Time of Day	Lap Tm	S1 Tm	S2 Tm	S3 Tm	Lap	Time of Day	Lap Tm	S1 Tm	S2 Tm	S3 Tm
5	12:01:43.143	51.572	18.608	16.677	16.287	14	12:09:33.695	51.230	18.611	16.453	16.166
6	12:02:34.518	51.375	18.600	16.519	16.256						
7	12:03:25.822	51.304	18.446	16.488	16.370						
8	12:04:18.344	52.522	19.076	16.611	16.835						
9	12:05:09.880	51.536	18.470	16.580	16.486						
10	12:06:02.753	52.873	18.818	17.205	16.850						
11	12:06:54.487	51.734	18.778	16.604	16.352						
12	12:07:46.097	51.610	18.571	16.624	16.415						
13	12:08:39.082	52.985	19.367	16.880	16.738						
14	12:09:31.050	51.968	18.698	16.710	16.560						

(236) Andy KING

1	11:58:06.208	53.113	19.685	16.731	16.697
2	11:58:57.746	51.538	18.562	16.596	16.380

(223) Jacob NIELSEN

1	11:58:12.663	58.191	23.181	18.229	16.781
2	11:59:04.445	51.782	18.708	16.663	16.411
3	11:59:57.000	52.555	19.202	16.612	16.741
4	12:00:48.338	51.338	18.463	16.624	16.251
5	12:01:39.948	51.610	18.407	16.874	16.329
6	12:02:32.149	52.201	18.995	16.669	16.537
7	12:03:28.227	56.078	22.958	16.735	16.385
8	12:04:19.447	51.220	18.425	16.556	16.239
9	12:05:10.972	51.525	18.683	16.536	16.306
10	12:06:02.681	51.709	18.295	16.786	16.628
11	12:06:54.184	51.503	18.648	16.581	16.274
12	12:07:45.765	51.581	18.378	16.712	16.491
13	12:08:37.872	52.107	19.053	16.677	16.377
14	12:09:31.177	53.305	19.499	16.715	17.091

(263) Henry EASTHOPE

1	11:58:11.130	56.756	22.550	17.648	16.558
2	11:59:02.701	51.571	18.558	16.704	16.309
3	11:59:54.027	51.326	18.520	16.520	16.286
4	12:00:46.168	52.141	18.543	16.700	16.898
5	12:01:50.681	1:04.513	19.949	28.217	16.347
6	12:02:41.995	51.314	18.583	16.528	16.203
7	12:03:33.370	51.375	18.574	16.519	16.282
8	12:04:25.064	51.694	18.764	16.582	16.348
9	12:05:16.403	51.339	18.497	16.589	16.253
10	12:06:07.745	51.342	18.479	16.570	16.293
11	12:06:58.943	51.198	18.483	16.501	16.214
12	12:07:50.041	51.098	18.439	16.473	16.186
13	12:08:41.467	51.426	18.538	16.566	16.322
14	12:09:32.708	51.241	18.561	16.451	16.229

(271) Christopher FRIEDRICH

1	11:58:13.581	58.404	22.719	18.284	17.401
2	11:59:05.422	51.841	18.491	17.016	16.334
3	11:59:58.058	52.636	18.795	16.993	16.848
4	12:00:49.661	51.603	18.272	16.999	16.332
5	12:01:41.187	51.526	18.395	16.700	16.431
6	12:02:32.925	51.738	18.782	16.617	16.339
7	12:03:26.641	53.716	18.505	18.857	16.354
8	12:04:22.824	56.183	18.710	20.784	16.689
9	12:05:14.734	51.910	18.800	16.772	16.338
10	12:06:06.463	51.729	18.729	16.682	16.318
11	12:06:58.269	51.806	18.551	16.895	16.360
12	12:07:49.861	51.592	18.639	16.644	16.309
13	12:08:42.002	52.141	19.053	16.670	16.418
14	12:09:33.522	51.520	18.577	16.640	16.303

(224) Aavo TALVAR

1	11:58:11.756	58.392	23.646	18.092	16.654
2	11:59:03.942	52.186	18.720	16.926	16.540
3	11:59:55.418	51.476	18.720	16.514	16.242
4	12:00:46.861	51.443	18.617	16.537	16.289
5	12:01:51.606	1:04.745	19.059	29.116	16.570
6	12:02:43.195	51.589	18.774	16.454	16.361
7	12:03:34.663	51.468	18.709	16.520	16.239
8	12:04:26.244	51.581	18.694	16.561	16.326
9	12:05:17.574	51.330	18.577	16.486	16.267
10	12:06:08.731	51.157	18.443	16.524	16.190
11	12:06:59.947	51.216	18.500	16.466	16.250
12	12:07:51.186	51.239	18.540	16.467	16.232
13	12:08:42.465	51.279	18.595	16.449	16.235

Rotax Euro Challenge 2012
 Class: Rotax Max Seniors
 Date/Time: 13.05.2012 14:30

Track: Wackersdorf / Germany
 Heat: Final
 Laps: 18

Edition 1

Andy KING	236	Laps 2 Tm. 1:44.819	17	Pierce LEHANE	222	Laps 0 Tm. 0.009
	33				34	
Christopher FRIEDRICH	271	Laps 14 Tm. 12:20.595	16	Aavo TALVAR	224	Laps 14 Tm. 12:20.768
	31				32	
Alexandre FINKELSTEIN	238	Laps 14 Tm. 12:19.716	15	Henry EASTHOPE	263	Laps 14 Tm. 12:19.781
	29				30	
Stephane KOX	261	Laps 14 Tm. 12:18.123	14	Jacob NIELSEN	223	Laps 14 Tm. 12:18.250
	27				28	
Charlie EASTWOOD	208	Laps 14 Tm. 12:17.923	13	Bryan EERDEN	216	Laps 14 Tm. 12:18.004
	25				26	
Francisco MORA	268	Laps 14 Tm. 12:16.857	12	Ferenc KANCSAR	207	Laps 14 Tm. 12:17.228
	23				24	
Josh HART	296	Laps 14 Tm. 12:16.515	11	Nicolai NIELSEN	218	Laps 14 Tm. 12:16.571
	21				22	
Jesse LAZARE	221	Laps 14 Tm. 12:15.870	10	Petr BEZEL	240	Laps 14 Tm. 12:16.313
	19				20	
Michael COOL	214	Laps 14 Tm. 12:13.569	9	Petr FULIN	266	Laps 14 Tm. 12:14.687
	17				18	
Glen VAN DROOGENI	217	Laps 14 Tm. 12:11.411	8	Makino TADASUKE	294	Laps 14 Tm. 12:13.287
	15				16	
Ukyo SASAHARA	290	Laps 14 Tm. 12:11.106	7	John FRIBERG	269	Laps 14 Tm. 12:11.236
	13				14	
Barrie PULLINGER	278	Laps 14 Tm. 12:10.815	6	Ash HAND	234	Laps 14 Tm. 12:11.033
	11				12	
James SINGLETON	232	Laps 14 Tm. 12:07.417	5	Shaun SLAVIN	211	Laps 14 Tm. 12:10.382
	9				10	
Thomas BENISRI	213	Laps 14 Tm. 12:06.418	4	Jiri FORMAN	212	Laps 14 Tm. 12:06.779
	7				8	
Bas de LAAT	260	Laps 14 Tm. 12:06.018	3	Ludvig MORIN	250	Laps 14 Tm. 12:06.027
	5				6	
Philip MORIN	299	Laps 14 Tm. 11:59.253	2	Sean BABINGTON	205	Laps 14 Tm. 12:05.400
	3				4	
Harrison SCOTT	254	Laps 14 Tm. 11:56.840	1	Edward BRAND	203	Laps 14 Tm. 11:57.106
	1				2	

Pole Position

Clerk of the course Nigel Edwards:
 Stewards (Chairman) Horst Seidel:

Scrutineer Paul Klaassen:
 Timekeeping Ingrid/Meik Wagner:



Rotax Euro Challenge 2012 Wackersdorf

Rotax Seniors

Wackersdorf 1,275 Km

-NEW-

Final

13.05.2012 14:30

Race (18 Laps) started at 14:32:24

Pos	No.	Name	Nat.	Chassis	Race Team	Laps	Total Tm	Diff	Best Tm	In Lap	km/h	Points
1	203	Edward BRAND	GBR	Formula K	Formula K Europe	18	15:21.632		50.786	5	90,379	55
2	254	Harrison SCOTT	GBR	Tonykart	Strawberry Racing	18	15:22.457	0.825	50.874	10	90,223	52
3	299	Philip MORIN	SWE	Alonso	Dan Holland Racing	18	15:24.541	2.909	51.052	10	89,908	50
4	260	Bas de LAAT	NED	Gillard	PDB Racing Team	18	15:26.727	5.095	51.154	6	89,729	49
5	213	Thomas BENISRI	FRA	Sodikart	Win Max	18	15:28.056	6.424	51.057	6	89,900	48
6	278	Barrie PULLINGER	GBR	Alonso	Dan Holland Racing	18	15:28.615	6.983	51.066	13	89,884	47
7	250	Ludvig MORIN	SWE	Kosmic	Paul Carr Racing	18	15:29.626	7.994	51.122	6	89,785	46
8	234	Ash HAND	GBR	Tonykart	Strawberry Racing	18	15:29.816	8.184	51.040	17	89,929	45
9	290	Ukyo SASAHARA	JPN	DR	VPDR	18	15:31.068	9.436	50.968	8	90,057	44
10	217	Glen VAN DROOGENBROEC	BEL	Tonykart	Bouvin Power	18	15:31.499	9.867	51.072	11	89,873	43
11	222	Pierce LEHANE	AUS	Alonso	Dan Holland Racing	18	15:31.652	10.020	50.957	6	90,076	42
12	211	Shaun SLAVIN	GBR	Formula K	Formula K Europe	18	15:31.963	10.331	50.965	9	90,062	41
13	212	Jiri FORMAN	GBR	MS Kart	MS Kart Racing Team	18	15:32.161	10.529	51.059	9	89,896	40
14	221	Jesse LAZARE	CAN	Formula K	Chapman Racing/Protrain	18	15:32.985	11.353	51.036	12	89,937	39
15	205	Sean BABINGTON	GBR	Alonso	Dan Holland Racing	18	15:32.990	11.358	50.921	9	90,140	38
16	263	Henry EASTHOPE	GBR	Sodikart	Sodikart Junior Team	18	15:33.804	12.172	51.041	13	89,928	37
17	268	Francisco MORA	POR	FA	Cabo do Mundo Kartteam	18	15:33.858	12.226	51.170	6	89,701	36
18	216	Bryan EERDEN	NED	Gillard	PDB Racing Team	18	15:34.469	12.837	51.196	14	89,655	35
19	223	Jacob NIELSEN	DEN	Kosmic	Star Karting	18	15:36.961	15.329	51.220	8	89,613	34
20	294	Makino TADASUKE	JPN	Birel	Kalman Motorsport	18	15:39.246	17.614	50.983	3	90,030	33
21	240	Petr BEZEL	CZE	MS Kart	MS Kart Racing Team	18	15:39.794	18.162	51.185	11	89,675	32
22	236	Andy KING	GBR	Tonykart	Strawberry Racing	18	15:41.079	19.447	51.090	13	89,841	31
23	207	Ferenc KANCSAR	AUT	Birel	Kalman Motorsport	18	15:41.823	20.191	51.176	14	89,690	30
24	238	Alexandre FINKELSTEIN	FRA	Tonykart	MD Competition	18	15:42.113	20.481	51.392	4	89,314	29
25	261	Stephane KOX	NED	Formula K	Formula K Europe	18	15:42.371	20.739	51.177	8	89,689	28
26	224	Aavo TALVAR	EST	Intrepid	Talvar Racing	18	15:43.066	21.434	51.361	14	89,367	27
27	296	Josh HART	NZL	Birel	Kalman Motorsport	18	15:43.636	22.004	51.253	11	89,556	26
28	271	Christopher FRIEDRICH	GER	Praga	M-Tec/Praga Racing	18	15:43.897	22.265	51.255	7	89,552	25
29	218	Nicolai NIELSEN	DEN	TBA	Star Karting	18	15:44.752	23.120	51.483	3	89,156	24
30	232	James SINGLETON	GBR	CRG	Coles Racing	18	15:45.776	24.144	51.386	6	89,324	23
31	266	Petr FULIN	CZE	MS Kart	MS Kart Racing Team	18	15:49.141	27.509	51.663	5	88,845	22
32	214	Michael COOL	BEL	Tonykart	Bouvin Power	18	15:57.899	36.267	51.453	8	89,208	21
33	269	John FRIBERG	SWE	Tonykart	Soda Kart	7	6:15.469	11 Laps	51.592	3	88,967	20


Not classified

DQ	208	Charlie EASTWOOD	IRL	Formula K	Protrain Racing	18	15:39.312	DQ	50.970	9	90,053	0
----	-----	------------------	-----	-----------	-----------------	----	-----------	----	--------	---	--------	---

Announcements

These results are provisional until the conclusion of any judicial and technical matters
 No 211 + 234 + 268 + 236 + 208 warning board
 Started: 34 Classified: 33 Not classified: 1
 No. 208 excluded from Final / reason unfair driving

Margin of Victory	Ø km/h	Best Lap Tm	km/h	Best Lap by
0.825	89,645	50.786	90,379	203 - Edward BRAND

Timekeeping Ingrid and Meik Wagner:  Clerk of the course Nigel Edwards: www.mylaps.com
 Steward (Chairman) Horst Seidel: Chief Scrutineer Paul Klaassen: Licensed to: Motorsport Events
 Printed: 13.05.2012 16:33:02 posted at: h



Rotax Euro Challenge 2012 Wackersdorf

Rotax Seniors


Wackersdorf 1,275 Km

Final

13.05.2012 14:30

Race (18 Laps) started at 14:32:24

Lap	Time of Day	Lap Tm	S1 Tm	S2 Tm	S3 Tm	Lap	Time of Day	Lap Tm	S1 Tm	S2 Tm	S3 Tm
(203) Edward BRAND						12	14:42:43.278	51.457	18.627	16.524	16.306
1	14:33:18.973	54.694	21.102	16.956	16.636	13	14:43:34.499	51.221	18.463	16.501	16.257
2	14:34:10.203	51.230	18.366	16.517	16.347	14	14:44:25.698	51.199	18.522	16.464	16.213
3	14:35:01.274	51.071	18.285	16.494	16.292	15	14:45:16.951	51.253	18.566	16.469	16.218
4	14:35:52.253	50.979	18.351	16.402	16.226	16	14:46:08.262	51.311	18.482	16.528	16.301
5	14:36:43.039	50.786	18.240	16.360	16.186	17	14:46:59.497	51.235	18.493	16.480	16.262
6	14:37:33.864	50.825	18.257	16.450	16.118	18	14:47:50.776	51.279	18.495	16.528	16.256
7	14:38:24.828	50.964	18.272	16.409	16.283	(213) Thomas BENISRI					
8	14:39:15.719	50.891	18.312	16.356	16.223	1	14:33:18.612	54.249	20.823	16.967	16.459
9	14:40:06.576	50.857	18.279	16.407	16.171	2	14:34:10.861	52.249	19.135	16.625	16.489
10	14:40:57.455	50.879	18.240	16.380	16.259	3	14:35:03.186	52.325	19.196	16.780	16.349
11	14:41:48.656	51.201	18.337	16.535	16.329	4	14:35:54.493	51.307	18.538	16.491	16.278
12	14:42:39.690	51.034	18.383	16.405	16.246	5	14:36:46.085	51.592	18.763	16.557	16.272
13	14:43:30.795	51.105	18.372	16.510	16.223	6	14:37:37.142	51.057	18.343	16.491	16.223
14	14:44:21.743	50.948	18.408	16.344	16.196	7	14:38:28.408	51.266	18.407	16.508	16.351
15	14:45:12.589	50.846	18.349	16.321	16.176	8	14:39:19.517	51.109	18.388	16.435	16.286
16	14:46:03.580	50.991	18.303	16.426	16.262	9	14:40:10.640	51.123	18.417	16.439	16.267
17	14:46:54.538	50.958	18.328	16.369	16.261	10	14:41:01.855	51.215	18.415	16.486	16.314
18	14:47:45.681	51.143	18.358	16.471	16.314	11	14:41:53.198	51.343	18.600	16.488	16.255
(254) Harrison SCOTT						12	14:42:44.425	51.227	18.530	16.455	16.242
1	14:33:16.786	52.737	19.486	16.684	16.567	13	14:43:35.756	51.331	18.552	16.563	16.216
2	14:34:08.570	51.784	18.469	16.795	16.520	14	14:44:26.881	51.125	18.522	16.403	16.200
3	14:34:59.879	51.309	18.388	16.575	16.346	15	14:45:18.158	51.277	18.477	16.490	16.310
4	14:35:51.016	51.137	18.464	16.465	16.208	16	14:46:09.497	51.339	18.552	16.508	16.279
5	14:36:42.046	51.030	18.415	16.417	16.198	17	14:47:00.722	51.225	18.520	16.455	16.250
6	14:37:33.138	51.092	18.429	16.418	16.245	18	14:47:52.105	51.383	18.552	16.520	16.311
7	14:38:24.244	51.106	18.451	16.436	16.219	(278) Barrie PULLINGER					
8	14:39:15.199	50.955	18.305	16.423	16.227	1	14:33:19.682	54.933	21.729	16.795	16.409
9	14:40:06.203	51.004	18.386	16.409	16.209	2	14:34:11.180	51.498	18.416	16.595	16.487
10	14:40:57.077	50.874	18.330	16.365	16.179	3	14:35:03.313	52.133	18.733	16.774	16.626
11	14:41:48.830	51.753	18.431	16.930	16.392	4	14:35:55.082	51.769	18.969	16.495	16.305
12	14:42:39.983	51.153	18.422	16.498	16.233	5	14:36:46.427	51.345	18.424	16.543	16.378
13	14:43:31.098	51.115	18.344	16.567	16.204	6	14:37:37.611	51.184	18.355	16.524	16.305
14	14:44:21.985	50.887	18.296	16.490	16.101	7	14:38:28.905	51.294	18.395	16.534	16.365
15	14:45:13.153	51.168	18.280	16.538	16.350	8	14:39:20.101	51.196	18.331	16.462	16.403
16	14:46:04.253	51.100	18.337	16.488	16.275	9	14:40:11.346	51.245	18.422	16.531	16.292
17	14:46:55.274	51.021	18.335	16.495	16.191	10	14:41:02.677	51.331	18.565	16.525	16.241
18	14:47:46.506	51.232	18.519	16.498	16.215	11	14:41:53.823	51.146	18.457	16.488	16.201
(299) Philip MORIN						12	14:42:45.038	51.215	18.417	16.484	16.314
1	14:33:17.032	52.904	19.725	16.748	16.431	13	14:43:36.104	51.066	18.340	16.501	16.225
2	14:34:08.658	51.626	18.449	16.776	16.401	14	14:44:27.285	51.181	18.390	16.563	16.228
3	14:35:00.221	51.563	18.547	16.681	16.335	15	14:45:18.533	51.248	18.444	16.551	16.253
4	14:35:51.495	51.274	18.472	16.556	16.246	16	14:46:09.961	51.428	18.478	16.595	16.355
5	14:36:42.715	51.220	18.433	16.419	16.368	17	14:47:01.322	51.361	18.535	16.547	16.279
6	14:37:33.786	51.071	18.409	16.440	16.222	18	14:47:52.664	51.342	18.484	16.573	16.285
7	14:38:25.217	51.431	18.600	16.538	16.293	(250) Ludvig MORIN					
8	14:39:16.421	51.204	18.375	16.511	16.318	1	14:33:19.029	54.481	21.148	16.776	16.557
9	14:40:07.760	51.339	18.512	16.598	16.229	2	14:34:10.709	51.680	18.559	16.664	16.457
10	14:40:58.812	51.052	18.397	16.428	16.227	3	14:35:02.137	51.428	18.526	16.596	16.306
11	14:41:49.993	51.181	18.473	16.473	16.235	4	14:35:53.498	51.361	18.686	16.475	16.200
12	14:42:41.131	51.138	18.479	16.472	16.187	5	14:36:44.811	51.313	18.535	16.501	16.277
13	14:43:32.347	51.216	18.428	16.538	16.250	6	14:37:35.933	51.122	18.507	16.432	16.183
14	14:44:23.412	51.065	18.416	16.435	16.214	7	14:38:27.358	51.425	18.518	16.619	16.288
15	14:45:14.711	51.299	18.475	16.533	16.291	8	14:39:18.675	51.317	18.602	16.453	16.262
16	14:46:05.950	51.239	18.399	16.525	16.315	9	14:40:10.244	51.569	18.648	16.644	16.277
17	14:46:57.179	51.229	18.506	16.511	16.212	10	14:41:02.384	52.140	19.429	16.460	16.251
18	14:47:48.590	51.411	18.491	16.558	16.362	11	14:41:54.071	51.687	18.994	16.492	16.201
(260) Bas de LAAT						12	14:42:45.412	51.341	18.378	16.446	16.517
1	14:33:18.224	53.987	20.803	16.793	16.391	13	14:43:36.853	51.441	18.407	16.536	16.498
2	14:34:09.762	51.538	18.444	16.674	16.420	14	14:44:28.035	51.182	18.474	16.522	16.186
3	14:35:01.080	51.318	18.544	16.462	16.312	15	14:45:19.470	51.435	18.565	16.565	16.305
4	14:35:52.672	51.592	18.787	16.493	16.312	16	14:46:10.959	51.489	18.755	16.518	16.216
5	14:36:43.882	51.210	18.387	16.503	16.320	17	14:47:02.226	51.267	18.577	16.474	16.216
6	14:37:35.036	51.154	18.418	16.454	16.282	18	14:47:53.675	51.449	18.479	16.573	16.397
7	14:38:26.376	51.340	18.456	16.501	16.383	(234) Ash HAND					
8	14:39:17.811	51.435	18.602	16.481	16.352	1	14:33:21.557	56.561	22.819	17.153	16.589
9	14:40:09.130	51.319	18.552	16.435	16.332	2	14:34:13.160	51.603	18.479	16.661	16.463
10	14:41:00.425	51.295	18.511	16.464	16.320	3	14:35:04.603	51.443	18.513	16.520	16.410
11	14:41:51.821	51.396	18.573	16.483	16.340	4	14:35:56.000	51.397	18.316	16.749	16.332

Timekeeping Ingrid and Meik Wagner: 

Clerk of the course Nigel Edwards:

www.mylaps.com

Steward (Chairman) Horst Seidel:

Chief Scrutineer Paul Klaassen:

Licensed to: Motorsport Events



Rotax Euro Challenge 2012 Wackersdorf

Rotax Seniors

Wackersdorf 1,275 Km

Final

13.05.2012 14:30

Race (18 Laps) started at 14:32:24

Lap	Time of Day	Lap Tm	S1 Tm	S2 Tm	S3 Tm	Lap	Time of Day	Lap Tm	S1 Tm	S2 Tm	S3 Tm
5	14:36:47.345	51.345	18.587	16.490	16.268	18	14:47:55.701	51.321	18.419	16.586	16.316
6	14:37:38.872	51.527	18.374	16.585	16.568	(211) Shaun SLAVIN					
7	14:38:30.031	51.159	18.402	16.478	16.279	1	14:33:22.801	57.939	23.762	17.376	16.801
8	14:39:21.252	51.221	18.400	16.572	16.249	2	14:34:14.134	51.333	18.380	16.542	16.411
9	14:40:12.426	51.174	18.369	16.256	16.549	3	14:35:06.687	52.553	19.056	17.038	16.459
10	14:41:03.771	51.345	18.651	16.496	16.198	4	14:35:57.801	51.114	18.436	16.419	16.259
11	14:41:54.979	51.208	18.477	16.527	16.204	5	14:36:49.246	51.445	18.412	16.478	16.555
12	14:42:46.044	51.065	18.371	16.516	16.178	6	14:37:41.269	52.023	18.904	16.807	16.312
13	14:43:37.183	51.139	18.350	16.480	16.309	7	14:38:32.547	51.278	18.385	16.553	16.340
14	14:44:28.429	51.246	18.551	16.489	16.206	8	14:39:23.522	50.975	18.276	16.399	16.300
15	14:45:19.617	51.188	18.350	16.541	16.297	9	14:40:14.487	50.965	18.289	16.374	16.302
16	14:46:11.515	51.898	18.893	16.666	16.339	10	14:41:05.545	51.058	18.298	16.412	16.348
17	14:47:02.555	51.040	18.308	16.517	16.215	11	14:41:56.641	51.096	18.500	16.399	16.197
18	14:47:53.865	51.310	18.351	16.491	16.468	12	14:42:47.742	51.101	18.479	16.384	16.238
(290) Ukyo SASAHARA						13	14:43:39.039	51.297	18.399	16.589	16.309
1	14:33:19.417	54.439	21.255	16.726	16.458	14	14:44:30.090	51.051	18.347	16.441	16.263
2	14:34:11.244	51.827	18.523	16.612	16.692	15	14:45:21.656	51.566	18.363	16.760	16.443
3	14:35:04.414	53.170	18.632	18.052	16.486	16	14:46:13.020	51.364	18.385	16.493	16.486
4	14:35:56.295	51.881	18.398	17.189	16.294	17	14:47:04.690	51.670	18.717	16.640	16.313
5	14:36:47.722	51.427	18.605	16.514	16.308	18	14:47:56.012	51.322	18.349	16.563	16.410
6	14:37:38.943	51.221	18.183	16.528	16.510	(212) Jiri FORMAN					
7	14:38:30.506	51.563	18.834	16.453	16.276	1	14:33:21.753	57.043	23.340	17.148	16.555
8	14:39:21.474	50.968	18.244	16.465	16.259	2	14:34:13.606	51.853	18.556	16.810	16.487
9	14:40:12.550	51.076	18.361	16.471	16.244	3	14:35:05.309	51.703	18.765	16.536	16.402
10	14:41:03.642	51.092	18.337	16.446	16.309	4	14:35:57.373	52.064	18.590	16.806	16.668
11	14:41:54.688	51.046	18.355	16.403	16.288	5	14:36:49.060	51.687	18.521	16.676	16.490
12	14:42:45.715	51.027	18.364	16.433	16.230	6	14:37:40.751	51.691	18.787	16.605	16.299
13	14:43:36.771	51.056	18.322	16.478	16.256	7	14:38:31.959	51.208	18.470	16.450	16.288
14	14:44:28.576	51.805	19.119	16.494	16.192	8	14:39:23.074	51.115	18.362	16.476	16.277
15	14:45:19.701	51.125	18.489	16.452	16.184	9	14:40:14.133	51.059	18.374	16.392	16.293
16	14:46:12.362	52.661	18.929	16.748	16.984	10	14:41:05.323	51.190	18.390	16.416	16.384
17	14:47:03.927	51.565	18.640	16.621	16.304	11	14:41:56.908	51.585	18.911	16.421	16.253
18	14:47:55.117	51.190	18.375	16.488	16.327	12	14:42:48.026	51.118	18.427	16.441	16.250
(217) Glen VAN DROOENBROECK						13	14:43:39.221	51.195	18.475	16.463	16.257
1	14:33:20.461	55.408	22.069	16.866	16.473	14	14:44:30.309	51.088	18.374	16.497	16.217
2	14:34:11.666	51.205	18.291	16.584	16.330	15	14:45:21.859	51.550	18.381	16.660	16.509
3	14:35:03.644	51.978	18.785	16.803	16.390	16	14:46:13.287	51.428	18.528	16.579	16.321
4	14:35:56.129	52.485	18.919	16.627	16.939	17	14:47:04.877	51.590	18.574	16.687	16.329
5	14:36:47.840	51.711	18.614	16.758	16.339	18	14:47:56.210	51.333	18.445	16.566	16.322
6	14:37:39.038	51.198	18.313	16.584	16.301	(221) Jesse LAZARE					
7	14:38:30.763	51.725	18.983	16.474	16.268	1	14:33:20.730	55.399	21.953	16.905	16.541
8	14:39:21.915	51.152	18.317	16.574	16.261	2	14:34:11.979	51.249	18.349	16.622	16.278
9	14:40:13.096	51.181	18.405	16.556	16.220	3	14:35:03.988	52.009	18.634	16.755	16.620
10	14:41:04.182	51.086	18.345	16.547	16.194	4	14:35:55.797	51.809	18.712	16.627	16.470
11	14:41:55.254	51.072	18.359	16.467	16.246	5	14:36:49.347	53.550	19.731	16.701	17.118
12	14:42:46.398	51.144	18.416	16.491	16.237	6	14:37:40.983	51.636	18.727	16.653	16.256
13	14:43:38.024	51.626	18.347	16.482	16.797	7	14:38:32.694	51.711	18.850	16.548	16.313
14	14:44:29.258	51.234	18.458	16.523	16.253	8	14:39:23.790	51.096	18.305	16.471	16.320
15	14:45:21.099	51.841	18.895	16.707	16.239	9	14:40:14.868	51.078	18.343	16.465	16.270
16	14:46:12.502	51.403	18.507	16.546	16.350	10	14:41:06.071	51.203	18.323	16.582	16.298
17	14:47:04.221	51.719	18.777	16.629	16.313	11	14:41:57.526	51.455	18.639	16.552	16.264
18	14:47:55.548	51.327	18.378	16.601	16.348	12	14:42:48.562	51.036	18.372	16.422	16.242
(222) Pierce LEHANE						13	14:43:39.701	51.139	18.334	16.530	16.275
1	14:33:22.103	54.312	20.537	17.336	16.439	14	14:44:30.900	51.199	18.416	16.531	16.252
2	14:34:13.714	51.611	18.504	16.689	16.418	15	14:45:22.131	51.231	18.373	16.572	16.286
3	14:35:05.372	51.658	18.865	16.550	16.243	16	14:46:14.156	52.025	18.519	16.821	16.685
4	14:35:57.041	51.669	18.681	16.605	16.383	17	14:47:05.439	51.283	18.425	16.582	16.276
5	14:36:48.819	51.778	18.628	16.717	16.433	18	14:47:57.034	51.595	18.389	16.623	16.583
6	14:37:39.776	50.957	18.269	16.394	16.294	(205) Sean BABINGTON					
7	14:38:31.283	51.507	18.743	16.500	16.264	1	14:33:20.121	55.672	22.285	16.824	16.563
8	14:39:22.335	51.052	18.329	16.360	16.363	2	14:34:11.471	51.350	18.472	16.532	16.346
9	14:40:13.382	51.047	18.339	16.446	16.262	3	14:35:03.528	52.057	18.740	16.775	16.542
10	14:41:04.443	51.061	18.440	16.435	16.186	4	14:35:54.749	51.221	18.433	16.484	16.304
11	14:41:55.539	51.096	18.391	16.490	16.215	5	14:36:45.903	51.154	18.386	16.462	16.306
12	14:42:46.643	51.104	18.466	16.434	16.204	6	14:37:37.078	51.175	18.368	16.441	16.366
13	14:43:37.775	51.132	18.365	16.447	16.320	7	14:38:28.544	51.466	18.648	16.492	16.326
14	14:44:29.006	51.231	18.423	16.600	16.208	8	14:39:19.902	51.358	18.432	16.475	16.451
15	14:45:20.079	51.073	18.331	16.449	16.293	9	14:40:10.823	50.921	18.301	16.432	16.188
16	14:46:12.584	52.505	18.703	16.727	17.075	10	14:41:02.051	51.228	18.463	16.496	16.269
17	14:47:04.380	51.796	18.975	16.536	16.285						



Rotax Euro Challenge 2012 Wackersdorf

Rotax Seniors

Wackersdorf 1,275 Km

Final

13.05.2012 14:30

Race (18 Laps) started at 14:32:24

Lap	Time of Day	Lap Tm	S1 Tm	S2 Tm	S3 Tm	Lap	Time of Day	Lap Tm	S1 Tm	S2 Tm	S3 Tm
11	14:41:53.442	51.391	18.598	16.486	16.307	4	14:36:00.184	51.605	18.775	16.553	16.277
12	14:42:45.134	51.692	18.563	16.576	16.576	5	14:36:51.970	51.786	18.770	16.684	16.332
13	14:43:37.067	51.933	18.539	16.482	16.912	6	14:37:43.437	51.467	18.553	16.581	16.333
14	14:44:29.138	52.071	18.950	16.601	16.520	7	14:38:34.925	51.488	18.572	16.572	16.344
15	14:45:21.764	52.626	19.200	16.764	16.662	8	14:39:26.145	51.220	18.355	16.466	16.399
16	14:46:14.294	52.530	18.761	16.840	16.929	9	14:40:17.848	51.703	18.619	16.635	16.449
17	14:47:05.731	51.437	18.573	16.508	16.356	10	14:41:09.427	51.579	18.755	16.474	16.350
18	14:47:57.039	51.308	18.340	16.584	16.384	11	14:42:00.950	51.523	18.706	16.519	16.298

(263) Henry EASTHOPE

1	14:33:24.317	57.599	23.449	17.708	16.442
2	14:34:15.950	51.633	18.738	16.535	16.360
3	14:35:08.429	52.479	18.657	16.794	17.028
4	14:35:59.869	51.440	18.748	16.398	16.294
5	14:36:51.329	51.460	18.621	16.526	16.313
6	14:37:42.854	51.525	18.362	16.422	16.741
7	14:38:34.062	51.208	18.483	16.431	16.294
8	14:39:25.604	51.542	18.361	16.735	16.446
9	14:40:16.919	51.315	18.458	16.502	16.355
10	14:41:08.142	51.223	18.430	16.511	16.282
11	14:41:59.266	51.124	18.445	16.439	16.240
12	14:42:50.396	51.130	18.452	16.450	16.228
13	14:43:41.437	51.041	18.359	16.489	16.193
14	14:44:32.615	51.178	18.509	16.488	16.181
15	14:45:23.894	51.279	18.456	16.543	16.280
16	14:46:15.104	51.210	18.449	16.520	16.241
17	14:47:06.342	51.238	18.356	16.537	16.345
18	14:47:57.853	51.511	18.413	16.607	16.491

(294) Makino TADASUKE

1	14:33:27.184	1:01.686	26.515	18.059	17.112
2	14:34:20.175	52.991	19.464	16.911	16.616
3	14:35:11.158	50.983	18.325	16.407	16.251
4	14:36:02.567	51.409	18.057	17.103	16.249
5	14:36:53.723	51.156	18.571	16.380	16.205
6	14:37:45.431	51.708	18.115	17.136	16.457
7	14:38:37.383	51.952	18.784	16.858	16.310
8	14:39:29.361	51.978	18.597	16.979	16.402
9	14:40:21.002	51.641	18.786	16.524	16.331
10	14:41:12.086	51.084	17.941	16.862	16.281
11	14:42:03.525	51.439	18.436	16.477	16.526
12	14:42:55.386	51.861	18.948	16.430	16.483
13	14:43:46.698	51.312	18.509	16.522	16.281
14	14:44:37.956	51.258	18.628	16.428	16.202
15	14:45:28.972	51.016	18.276	16.432	16.308
16	14:46:20.133	51.161	18.347	16.491	16.323
17	14:47:11.781	51.648	18.607	16.577	16.464
18	14:48:03.295	51.514	18.537	16.518	16.459

(208) Charlie EASTWOOD

1	14:33:26.058	1:00.200	25.346	18.007	16.847
2	14:34:17.646	51.588	18.508	16.710	16.370
3	14:35:09.052	51.406	18.503	16.519	16.384
4	14:36:01.380	52.328	19.036	16.532	16.760
5	14:36:53.089	51.709	18.914	16.465	16.330
6	14:37:44.152	51.063	18.504	16.370	16.189
7	14:38:36.368	52.216	18.358	17.563	16.295
8	14:39:27.485	51.117	18.445	16.412	16.260
9	14:40:18.455	50.970	18.355	16.426	16.189
10	14:41:10.278	51.823	18.901	16.690	16.232
11	14:42:03.186	52.908	19.284	16.615	17.009
12	14:42:55.111	51.925	19.085	16.477	16.363
13	14:43:46.275	51.164	18.455	16.440	16.269
14	14:44:37.495	51.220	18.490	16.485	16.245
15	14:45:28.659	51.164	18.448	16.472	16.244
16	14:46:19.870	51.211	18.541	16.423	16.247
17	14:47:11.853	51.983	18.738	16.558	16.687
18	14:48:03.361	51.508	18.650	16.542	16.316

(240) Petr BEZEL

1	14:33:24.116	58.295	24.144	17.688	16.463
2	14:34:16.265	52.149	19.118	16.609	16.422
3	14:35:08.363	52.098	18.558	16.712	16.828
4	14:36:01.448	53.085	19.377	16.601	17.107
5	14:36:53.267	51.819	19.038	16.480	16.301
6	14:37:45.346	52.079	18.784	16.553	16.742
7	14:38:37.317	51.971	18.737	16.799	16.435
8	14:39:29.238	51.921	18.896	16.584	16.441
9	14:40:20.870	51.632	18.680	16.582	16.370
10	14:41:12.527	51.657	18.575	16.537	16.363
11	14:42:03.712	51.185	18.413	16.468	16.304
12	14:42:55.692	51.980	19.092	16.573	16.315
13	14:43:47.015	51.323	18.383	16.555	16.385
14	14:44:38.407	51.392	18.507	16.655	16.230
15	14:45:29.684	51.277	18.467	16.539	16.271
16	14:46:21.115	51.431	18.574	16.595	16.262

(223) Jacob NIELSEN

1	14:33:23.180	56.859	22.892	17.063	16.904
2	14:34:15.272	52.092	18.923	16.743	16.426
3	14:35:08.579	53.307	18.717	16.877	17.713

Timekeeping Ingrid and Meik Wagner:

Clerk of the course Nigel Edwards:

www.mylaps.com

Steward (Chairman) Horst Seidel:

Chief Scrutineer Paul Klaassen:

Licensed to: Motorsport Events



Rotax Euro Challenge 2012 Wackersdorf

Rotax Seniors

Wackersdorf 1,275 Km

Final

13.05.2012 14:30

Race (18 Laps) started at 14:32:24

Lap	Time of Day	Lap Tm	S1 Tm	S2 Tm	S3 Tm	Lap	Time of Day	Lap Tm	S1 Tm	S2 Tm	S3 Tm
17	14:47:12.423	51.308	18.519	16.563	16.226	10	14:41:10.133	51.961	19.014	16.564	16.383
18	14:48:03.843	51.420	18.419	16.618	16.383	11	14:42:03.526	53.393	19.294	16.592	17.507
(236) Andy KING						12	14:42:57.150	53.624	20.164	16.597	16.863
1	14:33:25.323	57.551	22.517	18.480	16.554	13	14:43:48.842	51.692	18.836	16.510	16.346
2	14:34:16.768	51.445	18.408	16.613	16.424	14	14:44:40.065	51.223	18.434	16.504	16.285
3	14:35:08.787	52.019	18.782	16.562	16.675	15	14:45:31.976	51.911	18.972	16.554	16.385
4	14:36:01.595	52.808	19.448	16.514	16.846	16	14:46:23.421	51.445	18.460	16.617	16.368
5	14:36:54.586	52.991	19.730	16.549	16.712	17	14:47:15.090	51.669	18.596	16.681	16.392
6	14:37:46.153	51.567	18.605	16.650	16.312	18	14:48:06.420	51.330	18.395	16.566	16.369
7	14:38:37.769	51.616	18.415	16.641	16.560	(224) Aavo TALVAR					
8	14:39:29.613	51.844	18.429	16.905	16.510	1	14:33:26.855	59.713	23.643	19.071	16.999
9	14:40:21.323	51.710	18.671	16.609	16.430	2	14:34:18.690	51.835	18.728	16.703	16.404
10	14:41:12.707	51.384	18.498	16.561	16.325	3	14:35:10.330	51.640	18.527	16.668	16.445
11	14:42:04.025	51.318	18.436	16.558	16.324	4	14:36:01.827	51.497	18.582	16.470	16.445
12	14:42:56.351	52.326	19.121	16.801	16.404	5	14:36:53.527	51.700	18.878	16.517	16.305
13	14:43:47.441	51.090	18.383	16.473	16.234	6	14:37:45.280	51.753	18.652	16.584	16.517
14	14:44:39.062	51.621	18.413	16.750	16.458	7	14:38:37.081	51.801	18.608	16.818	16.375
15	14:45:30.625	51.563	18.575	16.573	16.415	8	14:39:30.118	53.037	19.706	16.571	16.760
16	14:46:22.588	51.963	18.792	16.661	16.510	9	14:40:21.698	51.580	18.687	16.528	16.365
17	14:47:13.861	51.273	18.456	16.539	16.278	10	14:41:13.663	51.965	18.562	17.060	16.343
18	14:48:05.128	51.267	18.411	16.514	16.342	11	14:42:05.126	51.463	18.596	16.546	16.321
(207) Ferenc KANCARSAR						12	14:42:57.000	51.874	18.815	16.641	16.418
1	14:33:25.730	59.644	23.929	19.139	16.576	13	14:43:48.401	51.401	18.590	16.515	16.296
2	14:34:16.953	51.223	18.386	16.520	16.317	14	14:44:39.762	51.361	18.504	16.519	16.338
3	14:35:08.703	51.750	18.369	16.555	16.826	15	14:45:32.440	52.678	19.709	16.627	16.342
4	14:36:01.307	52.604	19.132	16.620	16.852	16	14:46:23.849	51.409	18.556	16.573	16.280
5	14:36:55.420	54.113	21.082	16.684	16.347	17	14:47:15.431	51.582	18.493	16.613	16.476
6	14:37:46.907	51.487	18.582	16.545	16.360	18	14:48:07.115	51.684	18.734	16.524	16.426
7	14:38:38.175	51.268	18.380	16.547	16.341	(296) Josh HART					
8	14:39:30.236	52.061	18.764	16.539	16.758	1	14:33:26.695	1:01.134	25.063	18.736	17.335
9	14:40:22.078	51.842	18.931	16.581	16.330	2	14:34:18.561	51.866	18.700	16.755	16.411
10	14:41:13.563	51.485	18.414	16.674	16.397	3	14:35:10.466	51.905	18.810	16.621	16.474
11	14:42:04.935	51.372	18.519	16.490	16.363	4	14:36:02.859	52.393	19.404	16.649	16.340
12	14:42:56.878	51.943	18.853	16.613	16.477	5	14:36:54.485	51.626	18.597	16.600	16.429
13	14:43:48.182	51.304	18.465	16.521	16.318	6	14:37:49.060	54.575	21.613	16.629	16.333
14	14:44:39.358	51.176	18.394	16.537	16.245	7	14:38:40.340	51.280	18.458	16.468	16.354
15	14:45:31.043	51.685	18.673	16.648	16.364	8	14:39:31.635	51.295	18.514	16.514	16.267
16	14:46:22.898	51.855	18.775	16.624	16.456	9	14:40:22.914	51.279	18.473	16.479	16.327
17	14:47:14.464	51.566	18.679	16.545	16.342	10	14:41:14.400	51.486	18.669	16.495	16.322
18	14:48:05.872	51.408	18.474	16.533	16.401	11	14:42:05.653	51.253	18.453	16.494	16.306
(238) Alexandre FINKELSTEIN						12	14:42:57.312	51.659	18.511	16.599	16.549
1	14:33:21.983	55.921	22.070	17.301	16.550	13	14:43:49.058	51.746	18.822	16.514	16.410
2	14:34:13.951	51.968	18.792	16.681	16.495	14	14:44:40.460	51.402	18.496	16.539	16.367
3	14:35:06.911	52.960	19.551	16.925	16.484	15	14:45:32.196	51.736	18.820	16.571	16.345
4	14:35:58.303	51.392	18.558	16.556	16.278	16	14:46:23.637	51.441	18.501	16.613	16.327
5	14:36:49.697	51.394	18.387	16.591	16.416	17	14:47:15.616	51.979	18.511	16.714	16.754
6	14:37:41.541	51.844	18.686	16.785	16.373	18	14:48:07.685	52.069	18.771	16.646	16.652
7	14:38:32.978	51.437	18.479	16.569	16.389	(271) Christopher FRIEDRICH					
8	14:39:25.914	52.936	19.284	17.057	16.595	1	14:33:26.973	1:00.467	24.136	19.077	17.254
9	14:40:18.287	52.373	19.081	16.664	16.628	2	14:34:20.708	53.735	19.942	17.268	16.525
10	14:41:10.574	52.287	18.995	17.013	16.279	3	14:35:12.452	51.744	18.408	16.969	16.367
11	14:42:03.102	52.528	19.102	16.642	16.784	4	14:36:05.333	52.881	18.889	17.655	16.337
12	14:42:55.170	52.068	18.925	16.547	16.596	5	14:36:56.816	51.483	18.536	16.622	16.325
13	14:43:46.615	51.445	18.505	16.574	16.366	6	14:37:48.153	51.337	18.429	16.571	16.337
14	14:44:38.953	52.338	18.559	17.331	16.448	7	14:38:39.408	51.255	18.340	16.656	16.259
15	14:45:30.813	51.860	18.929	16.613	16.318	8	14:39:30.994	51.586	18.630	16.646	16.310
16	14:46:22.978	52.165	18.827	16.906	16.432	9	14:40:22.416	51.422	18.104	16.944	16.374
17	14:47:14.685	51.707	18.793	16.613	16.301	10	14:41:15.226	52.810	19.743	16.748	16.319
18	14:48:06.162	51.477	18.480	16.579	16.418	11	14:42:06.570	51.344	18.535	16.571	16.238
(261) Stephane KOX						12	14:42:59.160	52.590	19.598	16.699	16.293
1	14:33:24.049	58.110	23.780	17.684	16.646	13	14:43:50.514	51.354	18.551	16.555	16.248
2	14:34:15.777	51.728	18.622	16.626	16.480	14	14:44:42.119	51.605	18.704	16.601	16.300
3	14:35:08.206	52.429	18.686	16.908	16.835	15	14:45:33.795	51.676	18.295	16.946	16.435
4	14:35:59.722	51.516	18.592	16.535	16.389	16	14:46:25.241	51.446	18.580	16.557	16.309
5	14:36:51.809	52.087	19.074	16.605	16.408	17	14:47:16.680	51.439	18.587	16.541	16.311
6	14:37:43.602	51.793	18.950	16.524	16.319	18	14:48:07.946	51.266	18.454	16.515	16.297
7	14:38:35.120	51.518	18.546	16.661	16.311	(218) Nicolai NIELSEN					
8	14:39:26.297	51.177	18.389	16.491	16.297	1	14:33:26.562	1:00.602	24.464	19.105	17.033
9	14:40:18.172	51.875	18.926	16.575	16.374	2	14:34:19.055	52.493	19.283	16.775	16.435





Rotax Euro Challenge 2012 Wackersdorf

Rotax Seniors

Wackersdorf 1,275 Km

Final

13.05.2012 14:30

Race (18 Laps) started at 14:32:24

Lap	Time of Day	Lap Tm	S1 Tm	S2 Tm	S3 Tm	Lap	Time of Day	Lap Tm	S1 Tm	S2 Tm	S3 Tm
3	14:35:10.538	51.483	18.500	16.655	16.328	16	14:46:37.303	51.835	18.699	16.730	16.406
4	14:36:03.248	52.710	18.903	17.198	16.609	17	14:47:29.043	51.740	18.662	16.650	16.428
5	14:36:55.269	52.021	18.869	16.736	16.416	18	14:48:21.948	52.905	18.689	16.881	17.335
6	14:37:47.206	51.937	18.556	16.599	16.782	(269) John FRIBERG					
7	14:38:38.790	51.584	18.525	16.677	16.382	1	14:33:21.190	55.851	22.358	16.911	16.582
8	14:39:30.412	51.622	18.647	16.609	16.366	2	14:34:13.535	52.345	19.021	16.721	16.603
9	14:40:22.249	51.837	18.599	16.608	16.630	3	14:35:05.127	51.592	18.661	16.504	16.427
10	14:41:15.595	53.346	20.377	16.700	16.269	4	14:35:57.622	52.495	18.418	17.282	16.795
11	14:42:07.144	51.549	18.576	16.642	16.331	5	14:36:49.503	51.881	18.952	16.481	16.448
12	14:42:58.851	51.707	18.770	16.639	16.298	6	14:37:43.214	53.711	18.692	17.590	17.429
13	14:43:50.335	51.484	18.624	16.575	16.285	7	14:38:39.518	56.304	19.189	19.572	17.543
14	14:44:42.303	51.968	18.724	16.958	16.286						
15	14:45:34.098	51.795	18.713	16.788	16.294						
16	14:46:25.671	51.573	18.619	16.616	16.338						
17	14:47:17.263	51.592	18.642	16.614	16.336						
18	14:48:08.801	51.538	18.556	16.593	16.389						

(232) James SINGLETON

1	14:33:27.066	1:02.433	26.186	18.536	17.711
2	14:34:20.547	53.481	19.503	16.866	17.112
3	14:35:12.312	51.765	18.731	16.536	16.498
4	14:36:04.946	52.634	19.027	17.200	16.407
5	14:36:56.368	51.422	18.523	16.511	16.388
6	14:37:47.754	51.386	18.540	16.484	16.362
7	14:38:39.275	51.521	18.571	16.541	16.409
8	14:39:31.212	51.937	18.969	16.627	16.341
9	14:40:22.708	51.496	18.616	16.463	16.417
10	14:41:14.801	52.093	19.117	16.601	16.375
11	14:42:06.378	51.577	18.651	16.570	16.356
12	14:42:58.153	51.775	18.901	16.520	16.354
13	14:43:49.835	51.682	18.827	16.486	16.369
14	14:44:41.761	51.926	18.948	16.543	16.435
15	14:45:34.031	52.270	19.211	16.626	16.433
16	14:46:26.023	51.992	18.996	16.601	16.395
17	14:47:17.819	51.796	18.821	16.563	16.412
18	14:48:09.825	52.006	18.704	16.538	16.764

(266) Petr FULIN

1	14:33:27.746	1:02.096	23.866	20.428	17.802
2	14:34:21.404	53.658	19.212	17.376	17.070
3	14:35:13.571	52.167	18.906	16.759	16.502
4	14:36:05.831	52.260	18.887	16.889	16.484
5	14:36:57.494	51.663	18.533	16.641	16.489
6	14:37:49.380	51.886	18.761	16.742	16.383
7	14:38:41.301	51.921	18.626	16.708	16.587
8	14:39:33.260	51.959	18.853	16.712	16.394
9	14:40:25.056	51.796	18.730	16.662	16.404
10	14:41:17.694	52.638	18.946	17.282	16.410
11	14:42:09.644	51.950	18.845	16.654	16.451
12	14:43:01.616	51.972	18.833	16.680	16.459
13	14:43:53.455	51.839	18.830	16.635	16.374
14	14:44:45.209	51.754	18.738	16.711	16.305
15	14:45:37.130	51.921	18.816	16.710	16.395
16	14:46:29.140	52.010	18.820	16.740	16.450
17	14:47:21.201	52.061	18.748	16.849	16.464
18	14:48:13.190	51.989	18.702	16.687	16.600

(214) Michael COOL

1	14:33:22.923	57.697	23.225	17.424	17.048
2	14:34:14.529	51.606	18.503	16.655	16.448
3	14:35:07.109	52.580	19.224	16.895	16.461
4	14:35:58.617	51.508	18.586	16.600	16.322
5	14:36:50.406	51.789	18.376	16.660	16.753
6	14:37:42.661	52.255	18.557	16.832	16.866
7	14:38:34.551	51.890	18.907	16.603	16.380
8	14:39:26.004	51.453	18.345	16.638	16.470
9	14:40:17.656	51.652	18.547	16.610	16.495
10	14:41:10.002	52.346	19.238	16.674	16.434
11	14:42:03.402	53.400	19.991	16.735	16.674
12	14:43:09.939	1:06.537	31.046	18.921	16.570
13	14:44:01.762	51.823	18.829	16.608	16.386
14	14:44:53.486	51.724	18.725	16.668	16.331
15	14:45:45.468	51.982	18.743	16.793	16.446



Rotax Euro Challenge 2012 Wackersdorf

Rotax DD2

Wackersdorf 1,275 Km

Non Qualifying Practice 1

11.05.2012 12:40

Practice (7:00 Time) started at 12:40:05

Pos	No.	Name	Nat.	Chassis	Race Team	Laps	Best Tm	Diff	Gap In Lap	km/h
1	608	Xen DE RUWE	BEL	Formula K	Formula K Europe	8	49.928			7 91,932
2	649	Miika LAIHO	FIN	Tonykart	MPT Racing	7	49.971	0.043	0.043	6 91,853
3	623	Lucas ORROCK	GBR	Kosmic	Paul Carr Racing	7	50.023	0.095	0.052	6 91,758
4	602	Mathias DETIGE	BEL	Tonykart	Bouvin Power	7	50.082	0.154	0.059	3 91,650
5	618	Thomas SMITH	DEN	Kosmic	Star Karting	7	50.103	0.175	0.021	6 91,611
6	603	Jules SZYMKOWIAK	BEL	Zanardi	G-Star Raw Racing	8	50.207	0.279	0.104	6 91,422
7	604	Patrick PEARCE	GBR	Tonykart	Tatum Racing	8	50.210	0.282	0.003	5 91,416
8	624	Haralds GARKAKLIS	LAT	Gillard	DFK	8	50.217	0.289	0.007	7 91,403
9	655	Sandro LUKOVIC	AUT	Intrepid	Sportstil	7	50.235	0.307	0.018	6 91,371
10	625	Igor MUKHIN (MASTER)	RUS	Formula K	Formula K Europe	8	50.315	0.387	0.080	7 91,225
11	632	Antoine LEPESQUEUX	FRA	Sodikart	Sodikart Junior Team	8	50.319	0.391	0.004	8 91,218
12	627	Fred ALLIKSAAR	EST	Zanardi	G-Star Raw Racing	8	50.351	0.423	0.032	5 91,160
13	656	Bastian KRAPOTH	GER	Formula K	Kartschmie.de11	8	50.416	0.488	0.065	5 91,043
14	630	Lorenzo SCATIGNA	ITA	Haase	TBA	8	50.440	0.512	0.024	5 90,999
15	607	Kevin LUDI	SUI	Birel	Spirit Racing	7	50.469	0.541	0.029	3 90,947
16	646	Dennis KROES (MASTER)	NED	Tonykart	Team Kroes	8	50.513	0.585	0.044	6 90,868
17	644	Erwin MONTFOORT	NED	Maddox	Montfoort Motorsport	8	50.521	0.593	0.008	5 90,853
18	621	Sascha Pio HAIDA	GER	Birel	Haida Motorsport	7	50.608	0.680	0.087	7 90,697
19	636	Tamsin GERMAIN (MASTE)	GBR	Gillard	DG Racing	7	50.636	0.708	0.028	3 90,647
20	626	Eugene BRITZ	RSA	Formula K	Formula K Europe	8	50.638	0.710	0.002	4 90,643
21	643	Tom DIELISSSEN	NED	CRG	CRG Holland	7	50.642	0.714	0.004	6 90,636
22	622	Dzmitry RYMASHEUSKI	BLR	Intrepid	Talvar Racing	7	50.665	0.737	0.023	5 90,595
23	639	Marcel SCHIRMER	GER	Intrepid	KM Racing	7	50.704	0.776	0.039	5 90,525
24	653	Bart NUY (MASTER)	NED	Intrepid	Team TKP	7	50.717	0.789	0.013	6 90,502
25	648	Carl CLEIRBAUT	BEL	Praga	Brand Racing	7	50.743	0.815	0.026	5 90,456
26	620	Florent LAMBERT (MASTE)	GBR	Tonykart	Tatum Racing	8	50.763	0.835	0.020	7 90,420
27	617	Martin GATZ	GER	Zanardi	Matis Motorsport	7	51.043	1.115	0.280	3 89,924
28	635	Chris GROEN (MASTER)	NED	Tonykart	Team Kroes	7	51.659	1.731	0.616	6 88,852
29	634	Nikita KHUDOV	RUS	Zanardi	G-Star Raw Racing	4	52.811	2.883	1.152	1 86,914
30	652	Harry DRYSDALE	GBR	Tonykart	Tatum Racing	3	57.115	7.187	4.304	1 80,364
31	651	Maxime GRAVOUILLE	FRA	Sodikart	Kart Pro Racing					0 -



Rotax Euro Challenge 2012 Wackersdorf

Rotax DD2

Wackersdorf 1,275 Km

Non Qualifying Practice 1

11.05.2012 12:40

Practice (7:00 Time) started at 12:40:05

Lap	Time of Day	Lap Tm	S1 Tm	S2 Tm	S3 Tm	Lap	Time of Day	Lap Tm	S1 Tm	S2 Tm	S3 Tm
(608) Xen DE RUWE						5	12:45:17.624	50.585	17.897	16.613	16.075
1	12:41:56.610	52.223	18.224	17.971	16.028	6	12:46:09.237	51.613	19.115	16.418	16.080
2	12:42:47.462	50.852	18.035	16.820	15.997	7	12:46:59.454	50.217	17.776	16.421	16.020
3	12:43:37.801	50.339	17.759	16.657	15.923	8	12:47:49.766	50.312	17.770	16.538	16.004
4	12:44:27.977	50.176	17.690	16.577	15.909	(655) Sandro LUKOVIC					
5	12:45:18.190	50.213	17.782	16.551	15.880	1	12:42:10.865	50.661	18.063	16.555	16.043
6	12:46:08.658	50.468	18.232	16.380	15.856	2	12:42:44.314	50.476	17.887	16.593	15.996
7	12:46:58.586	49.928	17.709	16.385	15.834	3	12:43:51.681	50.340	17.802	16.531	16.007
8	12:47:48.953	50.367	18.019	16.370	15.978	4	12:44:42.100	50.419	17.817	16.517	16.085
(649) Miika LAIHO						5	12:45:33.484	51.384	18.278	16.894	16.212
1	12:42:17.425	50.540	17.990	16.545	16.005	6	12:46:23.719	50.235	17.772	16.487	15.976
2	12:43:09.280	51.855	19.363	16.510	15.982	7	12:47:14.265	50.546	17.826	16.643	16.077
3	12:43:59.299	50.019	17.744	16.428	15.847	(625) Igor MUKHIN (MASTER)					
4	12:44:49.613	50.314	17.713	16.488	16.113	1	12:41:52.383	51.316	18.269	16.894	16.153
5	12:45:39.614	50.001	17.710	16.367	15.924	2	12:42:44.314	51.931	18.603	17.129	16.199
6	12:46:29.585	49.971	17.721	16.359	15.891	3	12:43:36.036	51.722	18.303	17.161	16.258
7	12:47:19.590	50.005	17.665	16.381	15.959	4	12:44:26.809	50.773	17.974	16.642	16.157
(623) Lucas ORROCK						5	12:45:17.726	50.917	18.282	16.726	15.909
1	12:42:10.231	50.911	18.105	16.784	16.022	6	12:46:09.597	51.871	19.343	16.613	15.915
2	12:43:00.903	50.672	17.891	16.744	16.037	7	12:46:59.912	50.315	17.848	16.545	15.922
3	12:43:51.152	50.249	17.872	16.477	15.900	8	12:47:50.352	50.440	17.791	16.527	16.122
4	12:44:41.607	50.455	17.849	16.546	16.060	(632) Antoine LEPESQUEUX					
5	12:45:32.720	51.113	18.456	16.612	16.045	1	12:41:50.676	51.049	18.281	16.729	16.039
6	12:46:22.743	50.023	17.871	16.296	15.856	2	12:42:41.532	50.856	17.966	16.677	16.213
7	12:47:12.803	50.060	17.717	16.421	15.922	3	12:43:32.006	50.474	17.822	16.542	16.110
(602) Mathias DETIGE						4	12:44:22.480	50.474	17.922	16.493	16.059
1	12:42:09.193	50.577	18.022	16.643	15.912	5	12:45:12.837	50.357	17.762	16.588	16.007
2	12:42:59.540	50.347	17.907	16.523	15.917	6	12:46:03.527	50.690	17.876	16.732	16.082
3	12:43:49.622	50.082	17.862	16.328	15.892	7	12:46:53.908	50.381	17.863	16.481	16.037
4	12:44:40.911	51.289	17.700	16.772	16.817	8	12:47:44.227	50.319	17.834	16.387	16.098
5	12:45:32.049	51.138	18.674	16.522	15.942	(627) Fred ALLIKSAAR					
6	12:46:22.203	50.154	17.853	16.365	15.936	1	12:41:56.151	52.546	18.633	17.691	16.222
7	12:47:12.315	50.112	17.737	16.387	15.988	2	12:42:48.405	52.254	18.659	16.877	16.718
(618) Thomas SMITH						3	12:43:39.268	50.863	18.134	16.701	16.028
1	12:42:03.689	50.684	18.015	16.676	15.993	4	12:44:30.374	51.106	18.194	16.620	16.292
2	12:42:54.572	50.883	17.771	17.076	16.036	5	12:45:20.725	50.351	17.891	16.399	16.061
3	12:43:44.818	50.246	17.836	16.458	15.952	6	12:46:11.118	50.393	17.913	16.530	15.950
4	12:44:35.366	50.548	17.762	16.678	16.108	7	12:47:02.232	51.114	18.404	16.620	16.090
5	12:45:25.628	50.262	17.892	16.424	15.946	8	12:47:52.716	50.484	17.809	16.476	16.199
6	12:46:15.731	50.103	17.771	16.400	15.932	(656) Bastian KRAPOTH					
7	12:47:05.836	50.105	17.783	16.424	15.898	1	12:41:56.383	52.243	18.250	17.734	16.259
8	12:47:58.280	52.444	17.866	16.453	18.125	2	12:42:48.512	52.129	18.128	17.460	16.541
(603) Jules SZYMKOWIAK						3	12:43:40.357	51.845	18.277	17.487	16.081
1	12:42:02.318	52.225	19.213	16.803	16.209	4	12:44:30.965	50.608	17.990	16.539	16.079
2	12:42:54.041	51.723	17.909	17.631	16.183	5	12:45:21.381	50.416	17.941	16.435	16.040
3	12:43:44.340	50.299	17.787	16.434	16.078	6	12:46:12.131	50.750	17.899	16.710	16.141
4	12:44:34.709	50.369	17.845	16.458	16.066	7	12:47:03.316	51.185	18.080	16.637	16.468
5	12:45:24.959	50.250	17.911	16.319	16.020	8	12:47:56.751	53.435	18.321	16.730	18.384
6	12:46:15.166	50.207	17.804	16.407	15.996	(630) Lorenzo SCATIGNA					
7	12:47:05.394	50.228	17.824	16.409	15.995	1	12:41:50.433	51.452	18.278	16.926	16.248
8	12:47:57.540	52.146	17.823	16.533	17.790	2	12:42:41.743	51.310	18.062	16.616	16.632
(604) Patrick PEARCE						3	12:43:32.537	50.794	17.959	16.707	16.128
1	12:41:59.689	57.039	19.461	20.485	17.093	4	12:44:23.196	50.659	18.091	16.470	16.098
2	12:42:51.651	51.962	18.622	16.893	16.447	5	12:45:13.636	50.440	17.866	16.556	16.018
3	12:43:42.046	50.395	17.806	16.515	16.074	6	12:46:04.332	50.696	17.928	16.639	16.129
4	12:44:32.340	50.294	17.848	16.563	15.883	7	12:46:54.810	50.478	17.933	16.487	16.058
5	12:45:22.550	50.210	17.829	16.464	15.917	8	12:47:45.267	50.457	17.934	16.470	16.053
6	12:46:12.884	50.334	17.879	16.526	15.929	(607) Kevin LUDI					
7	12:47:03.618	50.734	17.977	16.605	16.152	1	12:42:08.041	50.824	18.129	16.698	15.997
8	12:47:53.929	50.311	17.890	16.487	15.934	2	12:42:58.757	50.716	18.091	16.597	16.028
(624) Haralds GARKAKLIS						3	12:43:49.226	50.469	17.994	16.505	15.970
1	12:41:54.307	52.194	18.131	17.393	16.670	4	12:44:41.051	51.825	17.932	17.040	16.853
2	12:42:45.727	51.420	18.224	17.075	16.121	5	12:45:32.465	51.414	18.776	16.674	15.964
3	12:43:36.431	50.704	18.026	16.541	16.137	6	12:46:23.254	50.789	18.266	16.570	15.953
4	12:44:27.039	50.608	17.948	16.612	16.048	7	12:47:13.897	50.643	18.027	16.698	15.918



Rotax Euro Challenge 2012 Wackersdorf

Rotax DD2

Wackersdorf 1,275 Km

Non Qualifying Practice 1

11.05.2012 12:40

Practice (7:00 Time) started at 12:40:05

Lap	Time of Day	Lap Tm	S1 Tm	S2 Tm	S3 Tm	Lap	Time of Day	Lap Tm	S1 Tm	S2 Tm	S3 Tm
(646) Dennis KROES (MASTER)						(653) Bart NUY (MASTER)					
1	12:41:58.509	52.599	18.213	17.319	17.067	7	12:47:21.991	50.799	17.913	16.762	16.124
2	12:42:50.277	51.768	18.494	17.032	16.242	1	12:42:13.482	51.917	18.340	16.919	16.658
3	12:43:40.939	50.662	17.858	16.650	16.154	2	12:43:04.779	51.297	18.131	16.775	16.391
4	12:44:31.580	50.641	17.933	16.633	16.075	3	12:43:55.785	51.006	18.034	16.758	16.214
5	12:45:22.207	50.627	17.867	16.564	16.196	4	12:44:46.563	50.778	17.958	16.654	16.166
6	12:46:12.720	50.513	17.856	16.599	16.058	5	12:45:37.336	50.773	17.928	16.670	16.175
7	12:47:03.821	51.101	17.922	16.967	16.212	6	12:46:28.053	50.717	17.962	16.660	16.095
8	12:47:56.378	52.557	17.928	16.704	17.925	7	12:47:19.252	51.199	18.280	16.656	16.263
(644) Erwin MONTFOORT						(648) Carl CLEIRBAUT					
1	12:41:57.005	52.213	18.341	17.714	16.158	1	12:42:14.001	55.578	20.452	17.784	17.342
2	12:42:48.187	51.182	17.964	16.841	16.377	2	12:43:06.140	52.139	18.879	17.118	16.142
3	12:43:39.162	50.975	18.159	16.652	16.164	3	12:43:57.979	51.839	18.456	16.974	16.409
4	12:44:30.621	51.459	18.672	16.693	16.094	4	12:44:49.919	51.940	18.467	16.900	16.573
5	12:45:21.142	50.521	17.905	16.623	15.993	5	12:45:40.662	50.743	18.061	16.635	16.047
6	12:46:11.936	50.794	17.956	16.712	16.126	6	12:46:31.769	51.107	18.222	16.734	16.151
7	12:47:02.809	50.873	18.084	16.674	16.115	7	12:47:23.164	51.395	18.247	16.821	16.327
8	12:47:53.521	50.712	17.991	16.444	16.277	(620) Florent LAMBERT (MASTER)					
(621) Sascha Pio HAIDA						1	12:41:52.212	51.586	18.324	16.991	16.271
1	12:42:05.584	51.543	18.355	16.904	16.284	2	12:42:44.623	52.411	19.336	16.866	16.209
2	12:42:56.848	51.264	18.119	16.847	16.298	3	12:43:36.194	51.571	18.305	17.130	16.136
3	12:43:48.218	51.370	18.173	16.653	16.544	4	12:44:27.581	51.387	18.390	16.760	16.237
4	12:44:39.045	50.827	18.039	16.664	16.124	5	12:45:18.658	51.077	18.499	16.827	16.201
5	12:45:33.809	54.764	21.206	16.912	16.646	6	12:46:10.192	51.534	18.619	16.770	16.145
6	12:46:24.513	50.704	18.005	16.625	16.074	7	12:47:00.955	50.763	17.905	16.654	16.204
7	12:47:15.121	50.608	18.022	16.520	16.066	8	12:47:55.153	54.198	18.018	16.736	19.444
(636) Tamsin GERMAIN (MASTER)						(617) Martin GATZ					
1	12:42:12.640	51.436	18.329	16.859	16.248	1	12:42:01.242	52.803	18.378	17.516	16.909
2	12:43:03.478	50.838	17.972	16.784	16.082	2	12:42:53.030	51.788	18.264	16.900	16.624
3	12:43:54.114	50.636	18.055	16.561	16.020	3	12:43:44.073	51.043	18.015	16.688	16.340
4	12:44:45.097	50.983	18.100	16.555	16.328	4	12:44:35.290	51.217	18.322	16.615	16.280
5	12:45:35.764	50.667	17.944	16.567	16.156	5	12:45:27.109	51.819	18.287	16.658	16.874
6	12:46:26.610	50.846	18.068	16.697	16.081	6	12:46:18.236	51.127	18.051	16.662	16.414
7	12:47:17.326	50.716	17.898	16.731	16.087	7	12:47:11.681	53.445	18.519	16.853	18.073
(626) Eugene BRITZ						(635) Chris GROEN (MASTER)					
1	12:41:52.868	51.602	18.265	16.898	16.439	1	12:42:01.390	53.462	18.755	17.503	17.204
2	12:42:44.179	51.311	18.346	16.792	16.173	2	12:42:55.687	54.297	18.704	18.636	16.957
3	12:43:35.055	50.876	17.928	16.693	16.255	3	12:43:48.454	52.767	18.673	17.104	16.990
4	12:44:25.693	50.638	17.934	16.589	16.115	4	12:44:41.343	52.889	18.313	17.145	17.431
5	12:45:16.488	50.795	18.043	16.620	16.132	5	12:45:36.134	54.791	19.497	17.530	17.764
6	12:46:07.385	50.897	17.972	16.719	16.206	6	12:46:27.793	51.659	18.405	16.885	16.369
7	12:46:58.317	50.932	17.964	16.749	16.219	7	12:47:20.592	52.799	18.765	17.246	16.788
8	12:47:49.432	51.115	18.536	16.524	16.055	(634) Nikita KHUDOV					
(643) Tom DIELISSSEN						1	12:41:58.682	52.811	18.661	17.193	16.957
1	12:42:07.954	51.404	18.202	17.052	16.150	2	12:43:12.518	1:13.836	18.514	17.240	38.082
2	12:42:59.464	51.510	18.736	16.710	16.064	3	12:44:05.848	53.330	19.671	17.068	16.591
3	12:43:50.572	51.108	18.279	16.693	16.136	4	12:45:00.367	54.519	18.675	17.124	18.720
4	12:44:42.201	51.629	18.074	16.668	16.887	(652) Harry DRYSDALE					
5	12:45:33.632	51.431	18.519	16.713	16.199	1	12:41:59.443	57.115	19.565	19.250	18.300
6	12:46:24.274	50.642	17.901	16.696	16.045	2	12:42:58.349	58.906	18.663	18.380	21.863
7	12:47:14.923	50.649	17.968	16.517	16.164	3	12:46:08.689	3:10.340	2:31.588	19.286	19.466
(622) Dzmitry RYMASHEUSKI						(639) Marcel SCHIRMER					
1	12:41:55.828	53.427	19.600	17.746	16.081	1	12:42:14.120	51.298	18.430	16.831	16.037
2	12:42:46.658	50.830	18.010	16.796	16.024	2	12:43:05.428	51.308	18.230	16.727	16.351
3	12:43:38.255	51.597	18.070	16.800	16.727	3	12:43:56.373	50.945	18.168	16.716	16.061
4	12:44:29.016	50.761	17.974	16.650	16.137	4	12:44:47.146	50.773	18.000	16.732	16.041
5	12:45:19.681	50.665	17.941	16.688	16.036	5	12:45:37.850	50.704	17.995	16.693	16.016
6	12:46:10.890	51.209	18.363	16.744	16.102	6	12:46:31.192	53.342	18.645	18.608	16.089
7	12:47:04.546	53.656	18.961	16.975	17.720						



Rotax Euro Challenge 2012 Wackersdorf

Rotax DD2

Wackersdorf 1,275 Km

Non Qualifying Practice 2

11.05.2012 14:40

Practice (7:00 Time) started at 14:41:13

Pos	No.	Name	Nat.	Chassis	Race Team	Laps	Best Tm	Diff	Gap In Lap	km/h
1	602	Mathias DETIGE	BEL	Tonykart	Bouvin Power	7	49.764		2	92,235
2	627	Fred ALLIKSAAR	EST	Zanardi	G-Star Raw Racing	8	49.849	0.085	0.085	5 92,078
3	608	Xen DE RUWE	BEL	Formula K	Formula K Europe	7	49.859	0.095	0.010	7 92,060
4	649	Miika LAIHO	FIN	Tonykart	MPT Racing	7	49.899	0.135	0.040	5 91,986
5	623	Lucas ORROCK	GBR	Kosmic	Paul Carr Racing	7	49.970	0.206	0.071	7 91,855
6	632	Antoine LEPESQUEUX	FRA	Sodikart	Sodikart Junior Team	8	49.984	0.220	0.014	7 91,829
7	655	Sandro LUKOVIC	AUT	Intrepid	Sportstil	6	49.993	0.229	0.009	6 91,813
8	618	Thomas SMITH	DEN	Kosmic	Star Karting	7	50.061	0.297	0.068	5 91,688
9	603	Jules SZYMKOWIAK	BEL	Zanardi	G-Star Raw Racing	8	50.068	0.304	0.007	6 91,675
10	604	Patrick PEARCE	GBR	Tonykart	Tatum Racing	8	50.083	0.319	0.015	6 91,648
11	622	Dzmitry RYMASHEUSKI	BLR	Intrepid	Talvar Racing	8	50.124	0.360	0.041	4 91,573
12	644	Erwin MONTFOORT	NED	Maddox	Montfoort Motorsport	8	50.172	0.408	0.048	2 91,485
13	612	Maximilian FLEISCHMANN	GER	CRG	Motorsport Fleischmann	8	50.186	0.422	0.014	4 91,460
14	607	Kevin LUDI	SUI	Birel	Spirit Racing	7	50.237	0.473	0.051	2 91,367
15	656	Bastian KRAPOTH	GER	Formula K	Kartschmie.de11	8	50.334	0.570	0.097	7 91,191
16	639	Marcel SCHIRMER	GER	Intrepid	KM Racing	7	50.338	0.574	0.004	7 91,184
17	625	Igor MUKHIN (MASTER)	RUS	Formula K	Formula K Europe	8	50.343	0.579	0.005	8 91,175
18	624	Haralds GARKAKLIS	LAT	Gillard	DFK	8	50.420	0.656	0.077	7 91,035
19	630	Lorenzo SCATIGNA	ITA	Haase	TBA	6	50.437	0.673	0.017	4 91,005
20	643	Tom DIELISSSEN	NED	CRG	CRG Holland	7	50.486	0.722	0.049	4 90,916
21	652	Harry DRYSDALE	GBR	Tonykart	Tatum Racing	8	50.536	0.772	0.050	8 90,826
22	626	Eugene BRITZ	RSA	Formula K	Formula K Europe	6	50.540	0.776	0.004	6 90,819
23	621	Sascha Pio HAIDA	GER	Birel	Haida Motorsport	8	50.564	0.800	0.024	8 90,776
24	646	Dennis KROES (MASTER)	NED	Tonykart	Team Kroes	8	50.581	0.817	0.017	8 90,746
25	617	Martin GATZ	GER	Zanardi	Matis Motorsport	6	50.583	0.819	0.002	2 90,742
26	636	Tamsin GERMAIN (MASTE)	GBR	Gillard	DG Racing	7	50.627	0.863	0.044	6 90,663
27	620	Florent LAMBERT (MASTE)	GBR	Tonykart	Tatum Racing	8	50.674	0.910	0.047	6 90,579
28	648	Carl CLEIRBAUT (Master)	BEL	Praga	Brand Racing	7	50.733	0.969	0.059	3 90,474
29	653	Bart NUY (MASTER)	NED	Intrepid	Team TKP	7	50.918	1.154	0.185	7 90,145
30	634	Nikita KHUDOV	RUS	Zanardi	G-Star Raw Racing	7	51.607	1.843	0.689	7 88,941
31	635	Chris GROEN (MASTER)	NED	Tonykart	Team Kroes	7	51.710	1.946	0.103	7 88,764



Rotax Euro Challenge 2012 Wackersdorf

Rotax DD2

Wackersdorf 1,275 Km

Non Qualifying Practice 2

11.05.2012 14:40

Practice (7:00 Time) started at 14:41:13

Lap	Time of Day	Lap Tm	S1 Tm	S2 Tm	S3 Tm	Lap	Time of Day	Lap Tm	S1 Tm	S2 Tm	S3 Tm
(602) Mathias DETIGE						(603) Jules SZYMKOWIAK					
1	14:43:19.523	50.350	17.941	16.469	15.940	1	14:42:56.141	50.553	18.051	16.506	15.996
2	14:44:09.287	49.764	17.710	16.258	15.796	2	14:43:46.489	50.348	17.899	16.426	16.023
3	14:44:59.902	50.615	17.690	17.080	15.845	3	14:44:37.028	50.539	18.185	16.370	15.984
4	14:45:50.839	50.937	18.340	16.584	16.013	4	14:45:27.158	50.130	17.872	16.266	15.992
5	14:46:41.476	50.637	18.069	16.607	15.961	5	14:46:17.260	50.102	17.905	16.270	15.927
6	14:47:31.503	50.027	17.686	16.376	15.965	6	14:47:07.328	50.068	17.860	16.291	15.917
7	14:48:21.396	49.893	17.712	16.254	15.927	7	14:47:57.448	50.120	17.801	16.320	15.999
						8	14:48:47.531	50.083	17.827	16.276	15.980
(627) Fred ALLIKSAAR						(604) Patrick PEARCE					
1	14:43:07.659	50.696	18.154	16.603	15.939	1	14:42:55.967	51.532	18.186	17.119	16.227
2	14:43:58.949	51.290	17.822	17.172	16.296	2	14:43:46.609	50.642	17.904	16.713	16.025
3	14:44:49.219	50.270	17.867	16.419	15.984	3	14:44:37.499	50.890	18.330	16.459	16.101
4	14:45:41.002	51.783	17.781	17.313	16.689	4	14:45:27.832	50.333	17.766	16.518	16.049
5	14:46:30.851	49.849	17.677	16.304	15.868	5	14:46:18.007	50.175	17.744	16.402	16.029
6	14:47:21.066	50.215	17.725	16.367	16.123	6	14:47:08.090	50.083	17.783	16.345	15.955
7	14:48:10.974	49.908	17.750	16.334	15.824	7	14:47:58.240	50.150	17.733	16.432	15.985
8	14:49:01.501	50.527	18.174	16.458	15.895	8	14:48:50.542	52.302	17.756	16.397	18.149
(608) Xen DE RUWE						(622) Dzmitry RYMASHEUSKI					
1	14:43:18.329	50.297	17.959	16.474	15.864	1	14:42:58.675	50.928	18.091	16.846	15.991
2	14:44:08.872	50.543	17.657	16.972	15.914	2	14:43:49.319	50.644	18.080	16.610	15.954
3	14:44:59.564	50.692	17.882	17.013	15.797	3	14:44:39.639	50.320	17.872	16.510	15.938
4	14:45:50.987	51.423	19.035	16.385	16.003	4	14:45:29.763	50.124	17.793	16.414	15.917
5	14:46:42.103	51.116	18.082	17.250	15.784	5	14:46:20.017	50.254	17.743	16.501	16.010
6	14:47:32.022	49.919	17.692	16.368	15.859	6	14:47:10.728	50.711	17.917	16.696	16.098
7	14:48:21.881	49.859	17.779	16.266	15.814	7	14:48:01.148	50.420	17.956	16.504	15.960
						8	14:48:52.958	51.810	17.894	16.614	17.302
(649) Miika LAIHO						(644) Erwin MONTFOORT					
1	14:43:30.085	50.479	18.004	16.497	15.978	1	14:42:58.425	51.163	18.118	16.825	16.220
2	14:44:20.196	50.111	17.786	16.402	15.923	2	14:43:48.597	50.172	17.832	16.476	15.864
3	14:45:12.643	52.447	17.907	18.397	16.143	3	14:44:39.074	50.477	17.999	16.479	15.999
4	14:46:02.544	49.901	17.671	16.286	15.944	4	14:45:29.393	50.319	17.812	16.486	16.021
5	14:46:52.443	49.899	17.728	16.311	15.860	5	14:46:19.739	50.346	17.854	16.493	15.999
6	14:47:42.642	50.199	17.739	16.398	16.062	6	14:47:11.111	51.372	17.929	17.171	16.272
7	14:48:32.711	50.069	17.720	16.435	15.914	7	14:48:01.436	50.325	17.915	16.425	15.985
						8	14:48:52.069	50.633	17.834	16.597	16.202
(623) Lucas ORROCK						(612) Maximilian FLEISCHMANN					
1	14:43:19.814	50.285	17.945	16.421	15.919	1	14:43:00.697	50.924	17.996	16.726	16.202
2	14:44:09.982	50.168	17.891	16.450	15.827	2	14:43:51.754	51.057	18.281	16.619	16.157
3	14:45:00.193	50.211	17.726	16.497	15.988	3	14:44:42.196	50.442	17.886	16.489	16.067
4	14:45:59.951	59.758	18.542	18.537	22.679	4	14:45:32.382	50.186	17.812	16.440	15.934
5	14:46:50.223	50.272	17.869	16.439	15.964	5	14:46:22.959	50.577	18.114	16.436	16.027
6	14:47:40.234	50.011	17.698	16.395	15.918	6	14:47:13.259	50.300	17.808	16.459	16.033
7	14:48:30.204	49.970	17.775	16.339	15.856	7	14:48:03.626	50.367	17.888	16.463	16.016
						8	14:48:54.018	50.392	17.861	16.522	16.009
(632) Antoine LEPESQUEUX						(607) Kevin LUDI					
1	14:42:56.960	51.109	18.350	16.774	15.985	1	14:43:20.180	50.370	17.884	16.611	15.875
2	14:43:47.187	50.227	17.890	16.511	15.826	2	14:44:10.417	50.237	17.841	16.558	15.838
3	14:44:37.649	50.462	17.935	16.545	15.982	3	14:45:00.668	50.251	17.856	16.476	15.919
4	14:45:28.055	50.406	17.829	16.567	16.010	4	14:45:53.232	52.564	18.278	18.046	16.240
5	14:46:18.380	50.325	17.921	16.385	16.019	5	14:46:47.603	54.371	18.048	16.948	19.375
6	14:47:08.451	50.071	17.812	16.322	15.937	6	14:47:38.237	50.634	17.996	16.689	15.949
7	14:47:58.435	49.984	17.712	16.367	15.905	7	14:48:28.693	50.456	17.884	16.601	15.971
8	14:48:51.094	52.659	17.799	16.366	18.494						
(655) Sandro LUKOVIC						(656) Bastian KRAPOTH					
1	14:43:26.507	50.376	18.041	16.423	15.912	1	14:43:07.115	51.631	18.274	16.745	16.612
2	14:44:16.616	50.109	17.630	16.447	16.032	2	14:43:57.830	50.715	17.960	16.591	16.164
3	14:45:06.765	50.149	17.744	16.365	16.040	3	14:44:48.598	50.768	17.983	16.625	16.160
4	14:45:57.659	50.894	17.772	16.340	16.782	4	14:45:39.405	50.807	17.971	16.605	16.231
5	14:47:35.636	1:37.977	1:05.570	16.427	15.980	5	14:46:29.985	50.580	17.887	16.587	16.106
6	14:48:25.629	49.993	17.702	16.351	15.940	6	14:47:20.475	50.490	17.880	16.498	16.112
						7	14:48:10.809	50.334	17.836	16.448	16.050
						8	14:49:02.161	51.352	18.470	16.756	16.126
(618) Thomas SMITH						(639) Marcel SCHIRMER					
1	14:43:31.133	50.420	17.982	16.543	15.895	1	14:43:11.064	51.547	18.633	16.756	16.158
2	14:44:21.301	50.168	17.802	16.409	15.957	2	14:44:01.476	50.412	17.898	16.576	15.938
3	14:45:11.839	50.538	17.789	16.805	15.944						
4	14:46:02.099	50.260	17.870	16.386	16.004						
5	14:46:52.160	50.061	17.755	16.427	15.879						
6	14:47:42.366	50.206	17.824	16.380	16.002						
7	14:48:33.865	51.499	17.806	16.412	17.281						



Rotax Euro Challenge 2012 Wackersdorf

Rotax DD2

Wackersdorf 1,275 Km

Non Qualifying Practice 2

11.05.2012 14:40

Practice (7:00 Time) started at 14:41:13

Lap	Time of Day	Lap Tm	S1 Tm	S2 Tm	S3 Tm	Lap	Time of Day	Lap Tm	S1 Tm	S2 Tm	S3 Tm
3	14:44:51.984	50.508	17.971	16.491	16.046	2	14:43:53.340	50.918	18.032	16.731	16.155
4	14:45:42.444	50.460	17.904	16.532	16.024	3	14:44:47.259	53.919	19.723	17.881	16.315
5	14:46:33.077	50.633	17.881	16.639	16.113	4	14:45:38.162	50.903	17.991	16.639	16.273
6	14:47:23.471	50.394	17.838	16.533	16.023	5	14:46:29.026	50.864	17.947	16.685	16.232
7	14:48:13.809	50.338	17.871	16.462	16.005	6	14:47:20.046	51.020	17.982	16.690	16.348
(625) Igor MUKHIN (MASTER)						7	14:48:10.678	50.632	17.906	16.576	16.150
1	14:43:00.954	51.872	18.047	16.850	16.975	8	14:49:01.259	50.581	17.863	16.604	16.114
2	14:43:52.195	51.241	18.354	16.705	16.182	(617) Martin GATZ					
3	14:44:43.627	51.432	18.503	16.889	16.040	1	14:43:06.937	51.175	18.157	16.747	16.271
4	14:45:34.808	51.181	17.768	17.164	16.249	2	14:43:57.520	50.583	17.888	16.645	16.050
5	14:46:25.908	51.100	17.878	16.642	16.580	3	14:44:48.489	50.969	17.995	16.666	16.308
6	14:47:17.243	51.335	17.965	17.040	16.330	4	14:45:39.504	51.015	18.207	16.676	16.132
7	14:48:07.807	50.564	17.782	16.723	16.059	5	14:46:30.132	50.628	18.008	16.552	16.068
8	14:48:58.150	50.343	17.833	16.627	15.883	6	14:47:22.955	52.823	18.033	16.582	18.208
(624) Haralds GARKAKLIS						(636) Tamsin GERMAIN (MASTER)					
1	14:42:57.499	52.043	18.498	17.102	16.443	1	14:43:11.901	51.435	18.421	16.805	16.209
2	14:43:48.414	50.915	18.126	16.630	16.159	2	14:44:03.040	51.139	18.145	16.797	16.197
3	14:44:39.512	51.098	18.425	16.571	16.102	3	14:44:53.939	50.899	18.022	16.717	16.160
4	14:45:30.274	50.762	18.295	16.402	16.065	4	14:45:44.659	50.720	17.994	16.622	16.104
5	14:46:20.829	50.555	17.894	16.476	16.185	5	14:46:35.454	50.795	17.887	16.721	16.187
6	14:47:11.377	50.548	17.957	16.440	16.151	6	14:47:26.081	50.627	17.846	16.681	16.100
7	14:48:01.797	50.420	17.887	16.433	16.100	7	14:48:17.145	51.064	18.032	16.745	16.287
8	14:48:52.295	50.498	17.833	16.587	16.078	(620) Florent LAMBERT (MASTER)					
(630) Lorenzo SCATIGNA						1	14:42:58.586	51.086	18.216	16.791	16.079
1	14:42:59.295	50.785	18.067	16.715	16.003	2	14:43:50.242	51.656	18.019	17.012	16.625
2	14:43:50.245	50.950	17.904	16.586	16.460	3	14:44:41.311	51.069	18.052	16.822	16.195
3	14:44:41.184	50.939	18.174	16.580	16.185	4	14:45:32.253	50.942	18.058	16.762	16.122
4	14:45:31.621	50.437	17.860	16.525	16.052	5	14:46:23.252	50.999	18.476	16.492	16.031
5	14:46:22.239	50.618	17.992	16.529	16.097	6	14:47:13.926	50.674	17.920	16.596	16.158
6	14:47:19.549	57.310	19.691	17.822	19.797	7	14:48:04.660	50.734	17.939	16.705	16.090
(643) Tom DIELISSSEN						8	14:48:55.422	50.762	17.997	16.719	16.046
1	14:43:23.428	50.765	18.216	16.537	16.012	(648) Carl CLEIRBAUT					
2	14:44:14.713	51.285	17.890	17.280	16.115	1	14:43:12.064	51.845	18.804	16.852	16.189
3	14:45:05.520	50.807	17.922	16.579	16.306	2	14:44:03.573	51.509	18.742	16.669	16.098
4	14:45:56.006	50.486	17.962	16.523	16.001	3	14:44:54.306	50.733	17.982	16.656	16.095
5	14:46:46.576	50.570	17.873	16.642	16.055	4	14:45:45.615	51.309	18.330	16.697	16.282
6	14:47:37.169	50.593	17.905	16.536	16.152	5	14:46:36.512	50.897	18.011	16.812	16.074
7	14:48:27.682	50.513	17.884	16.480	16.149	6	14:47:49.257	1:12.745	18.581	18.167	35.997
(652) Harry DRYSDALE						7	14:48:40.937	51.680	18.296	17.197	16.187
1	14:43:02.194	51.641	18.490	16.981	16.170	(653) Bart NUY (MASTER)					
2	14:43:53.153	50.959	18.167	16.641	16.151	1	14:43:16.252	51.910	18.280	17.203	16.427
3	14:44:44.472	51.319	18.161	16.830	16.328	2	14:44:07.910	51.658	18.213	17.069	16.376
4	14:45:35.143	50.671	18.051	16.600	16.020	3	14:44:59.207	51.297	18.063	16.831	16.403
5	14:46:27.137	51.994	17.925	16.571	17.498	4	14:45:50.699	51.492	18.465	16.777	16.250
6	14:47:18.383	51.246	18.110	16.659	16.477	5	14:46:43.176	52.477	18.171	18.104	16.202
7	14:48:09.065	50.682	17.955	16.614	16.113	6	14:47:34.334	51.158	18.011	16.830	16.317
8	14:48:59.601	50.536	17.963	16.561	16.012	7	14:48:25.252	50.918	17.954	16.755	16.209
(626) Eugene BRITZ						(634) Nikita KHUDOV					
1	14:43:03.350	51.110	18.205	16.801	16.104	1	14:43:11.880	52.872	19.336	16.966	16.570
2	14:43:53.894	50.544	17.893	16.557	16.094	2	14:44:06.917	55.037	20.567	17.884	16.586
3	14:44:50.944	57.050	18.080	19.552	19.418	3	14:44:58.787	51.870	18.454	16.962	16.454
4	14:46:57.558	2:06.614	1:33.922	16.548	16.144	4	14:45:51.512	52.725	19.066	17.275	16.384
5	14:47:48.364	50.806	17.987	16.643	16.176	5	14:46:43.704	52.192	18.330	17.321	16.541
6	14:48:38.904	50.540	17.879	16.474	16.187	6	14:47:35.445	51.741	18.436	16.793	16.512
(621) Sascha Pio HAIDA						7	14:48:27.052	51.607	18.381	16.601	16.625
1	14:43:00.564	51.254	18.196	16.661	16.397	(635) Chris GROEN (MASTER)					
2	14:43:52.103	51.539	18.589	16.741	16.209	1	14:43:15.650	52.893	18.778	17.441	16.674
3	14:44:43.839	51.736	18.827	16.836	16.073	2	14:44:08.299	52.649	18.542	17.472	16.635
4	14:45:34.567	50.728	17.911	16.634	16.183	3	14:45:01.835	53.536	18.349	18.592	16.595
5	14:46:25.803	51.236	17.888	16.986	16.362	4	14:45:53.865	52.030	18.416	17.225	16.389
6	14:47:16.761	50.958	17.976	16.937	16.045	5	14:46:45.697	51.832	18.280	16.985	16.567
7	14:48:07.521	50.760	18.001	16.588	16.171	6	14:47:37.578	51.881	18.416	17.039	16.426
8	14:48:58.085	50.564	17.896	16.646	16.022	7	14:48:29.288	51.710	18.278	17.102	16.330
(646) Dennis KROES (MASTER)											
1	14:43:02.422	51.655	18.536	16.925	16.194						



Rotax Euro Challenge 2012 Wackersdorf

Rotax DD2

Wackersdorf 1,275 Km

Qualifying Practice **-Official Result-**

11.05.2012 18:00

Qualifying (15:00 Time) started at 18:00:00

Pos	No.	Name	Nat.	Chassis	Race Team	Laps	Best Tm	Diff	Gap In Lap	km/h
1	608	Xen DE RUWE	BEL	Formula K	Formula K Europe	10	49.458			5 92,806
2	649	Miika LAIHO	FIN	Tonykart	MPT Racing	6	49.743	0.285	0.285	4 92,274
3	655	Sandro LUKOVIC	AUT	Intrepid	Sportstil	7	49.770	0.312	0.027	3 92,224
4	632	Antoine LEPESQUEUX	FRA	Sodikart	Sodikart Junior Team	8	49.780	0.322	0.010	3 92,206
5	621	Sascha Pio HAIDA	GER	Birel	Haida Motorsport	7	49.821	0.363	0.041	4 92,130
6	627	Fred ALLIKSAAR	EST	Zanardi	G-Star Raw Racing	7	49.825	0.367	0.004	5 92,122
7	603	Jules SZYMKOWIAK	BEL	Zanardi	G-Star Raw Racing	9	49.862	0.404	0.037	5 92,054
8	602	Mathias DETIGE	BEL	Tonykart	Bouvin Power	9	49.884	0.426	0.022	8 92,013
9	618	Thomas SMITH	DEN	Kosmic	Star Karting	9	49.919	0.461	0.035	4 91,949
10	623	Lucas ORROCK	GBR	Kosmic	Paul Carr Racing	9	49.922	0.464	0.003	4 91,943
11	607	Kevin LUDI	SUI	Birel	Spirit Racing	9	49.940	0.482	0.018	4 91,910
12	604	Patrick PEARCE	GBR	Tonykart	Tatum Racing	9	49.967	0.509	0.027	5 91,861
13	643	Tom DIELISSSEN	NED	CRG	CRG Holland	10	50.061	0.603	0.094	5 91,688
14	644	Erwin MONTFOORT	NED	Maddox	Montfoort Motorsport	9	50.131	0.673	0.070	4 91,560
15	624	Haralds GARKAKLIS	LAT	Gillard	DFK	10	50.133	0.675	0.002	6 91,556
16	630	Lorenzo SCATIGNA	ITA	Haase	TBA	8	50.214	0.756	0.081	5 91,409
17	625	Igor MUKHIN (MASTER)	RUS	Formula K	Formula K Europe	9	50.246	0.788	0.032	4 91,351
18	656	Bastian KRAPHOTH	GER	Formula K	Kartschmie.de11	10	50.248	0.790	0.002	6 91,347
19	646	Dennis KROES (MASTER)	NED	Tonykart	Team Kroes	10	50.283	0.825	0.035	8 91,283
20	639	Marcel SCHIRMER	GER	Intrepid	KM Racing	12	50.303	0.845	0.020	8 91,247
21	612	Maximilian FLEISCHMANN	GER	CRG	Motorsport Fleischmann	10	50.310	0.852	0.007	5 91,234
22	622	Dzmitry RYMASHEUSKI	BLR	Intrepid	Talvar Racing	10	50.313	0.855	0.003	7 91,229
23	651	Maxime GRAVOUILLE	FRA	Sodikart	Kart Pro Racing	8	50.349	0.891	0.036	3 91,164
24	626	Eugene BRITZ	RSA	Formula K	Formula K Europe	9	50.355	0.897	0.006	5 91,153
25	652	Harry DRYSDALE	GBR	Tonykart	Tatum Racing	10	50.419	0.961	0.064	3 91,037
26	636	Tamsin GERMAIN (MASTE)	GBR	Gillard	DG Racing	11	50.491	1.033	0.072	5 90,907
27	617	Martin GATZ	GER	Zanardi	Matis Motorsport	6	50.541	1.083	0.050	4 90,817
28	620	Florent LAMBERT (MASTE)	GBR	Tonykart	Tatum Racing	10	50.555	1.097	0.014	6 90,792
29	653	Bart NUY (MASTER)	NED	Intrepid	Team TKP	10	50.595	1.137	0.040	4 90,720
30	648	Carl CLEIRBAUT (Master)	BEL	Praga	Brand Racing	10	50.787	1.329	0.192	5 90,377
31	634	Nikita KHUDOV	RUS	Zanardi	G-Star Raw Racing	15	50.965	1.507	0.178	8 90,062
32	635	Chris GROEN (MASTER)	NED	Tonykart	Team Kroes	8	51.517	2.059	0.552	7 89,097

Announcements

These results are provisional until the conclusion of any judicial and technical matters

Timekeeping Ingrid and Meik Wagner:

Clerk of the course Nigel Edwards:

www.mylaps.com

Steward (Chairman) Horst Seidel:

Chief Scrutineer Paul Klaassen:

Licensed to: Motorsport Events

Printed: 11.05.2012 18:45:42

posted at:

h



Rotax Euro Challenge 2012 Wackersdorf

Rotax DD2

Wackersdorf 1,275 Km

Qualifying Practice

11.05.2012 18:00

Qualifying (15:00 Time) started at 18:00:00

Lap	Time of Day	Lap Tm	S1 Tm	S2 Tm	S3 Tm	Lap	Time of Day	Lap Tm	S1 Tm	S2 Tm	S3 Tm
(608) Xen DE RUWE						4	18:11:11.920	51.633	17.629	16.328	17.676
1	18:08:11.909	52.087	18.966	17.055	16.066	5	18:12:01.805	49.885	17.672	16.347	15.866
2	18:09:01.830	49.921	17.757	16.435	15.729	6	18:12:51.774	49.969	17.628	16.332	16.009
3	18:09:51.648	49.818	17.646	16.465	15.707	7	18:13:45.318	53.544	21.127	16.405	16.012
4	18:10:41.543	49.895	17.557	16.404	15.934	8	18:14:35.202	49.884	17.687	16.323	15.874
5	18:11:31.001	49.458	17.602	16.175	15.681	9	18:15:25.197	49.995	17.687	16.400	15.908
6	18:12:20.817	49.816	17.799	16.264	15.753	(618) Thomas SMITH					
7	18:13:10.947	50.130	17.777	16.382	15.971	1	18:08:19.301	57.919	20.408	19.754	17.757
8	18:14:00.718	49.771	17.682	16.269	15.820	2	18:09:13.615	54.314	17.901	16.577	19.836
9	18:14:50.525	49.807	17.687	16.309	15.811	3	18:10:03.964	50.349	17.899	16.473	15.977
10	18:15:58.588	1:08.063	26.691	19.524	21.848	4	18:10:53.883	49.919	17.755	16.287	15.877
(649) Miika LAIHO						5	18:11:43.819	49.936	17.694	16.357	15.885
1	18:08:22.409	1:05.699	28.817	20.775	16.107	6	18:12:34.539	50.720	17.824	16.490	16.406
2	18:09:12.754	50.345	17.738	16.568	16.039	7	18:13:24.650	50.111	17.745	16.391	15.975
3	18:10:02.605	49.851	17.625	16.355	15.871	8	18:14:18.588	53.938	18.913	18.951	16.074
4	18:10:52.348	49.743	17.720	16.222	15.801	9	18:15:08.616	50.028	17.758	16.363	15.907
5	18:11:42.207	49.859	17.656	16.281	15.922	(623) Lucas ORROCK					
6	18:12:36.170	53.963	17.623	17.320	19.020	1	18:08:38.439	50.589	17.768	16.800	16.021
(655) Sandro LUKOVIC						2	18:09:28.613	50.174	17.721	16.490	15.963
1	18:09:11.383	51.418	17.791	16.756	16.871	3	18:10:18.608	49.995	17.670	16.383	15.942
2	18:10:01.224	49.841	17.620	16.351	15.870	4	18:11:08.530	49.922	17.626	16.358	15.938
3	18:10:50.994	49.770	17.647	16.296	15.827	5	18:12:03.500	54.970	17.701	18.266	19.003
4	18:11:40.851	49.857	17.673	16.343	15.841	6	18:12:54.271	50.771	18.132	16.583	16.056
5	18:12:44.081	1:03.230	17.731	27.395	18.104	7	18:13:44.517	50.246	17.836	16.433	15.977
6	18:13:34.216	50.135	17.758	16.367	16.010	8	18:14:34.721	50.204	17.708	16.505	15.991
7	18:14:26.921	52.705	19.075	16.683	16.947	9	18:15:25.040	50.319	17.790	16.414	16.115
(632) Antoine LEPESQUEUX						(607) Kevin LUDI					
1	18:08:38.079	51.122	18.193	16.884	16.045	1	18:08:19.478	59.126	19.368	19.173	20.585
2	18:09:27.936	49.857	17.670	16.373	15.814	2	18:09:10.475	50.997	17.939	16.595	16.463
3	18:10:17.716	49.780	17.646	16.286	15.848	3	18:10:00.628	50.153	17.824	16.432	15.897
4	18:11:07.517	49.801	17.672	16.338	15.791	4	18:10:50.568	49.940	17.732	16.326	15.882
5	18:11:57.327	49.810	17.700	16.229	15.881	5	18:11:40.583	50.015	17.735	16.356	15.924
6	18:12:47.981	50.654	17.974	16.495	16.185	6	18:12:34.890	54.307	18.188	19.652	16.467
7	18:13:37.900	49.919	17.679	16.352	15.888	7	18:13:24.966	50.076	17.837	16.434	15.805
8	18:14:30.737	52.837	17.762	16.335	18.740	8	18:14:15.763	50.797	18.276	16.603	15.918
(621) Sascha Pio HAIDA						9	18:15:07.763	52.000	17.820	16.585	17.595
1	18:08:38.776	52.252	18.445	17.812	15.995	(604) Patrick PEARCE					
2	18:09:29.282	50.506	17.875	16.617	16.014	1	18:08:18.615	51.094	18.068	16.773	16.253
3	18:10:19.354	50.072	17.754	16.467	15.851	2	18:09:09.389	50.774	17.828	16.863	16.083
4	18:11:09.175	49.821	17.685	16.300	15.836	3	18:09:59.451	50.062	17.736	16.360	15.966
5	18:11:59.262	50.087	17.709	16.310	16.068	4	18:10:49.527	50.076	17.759	16.326	15.991
6	18:12:49.495	50.233	17.843	16.435	15.955	5	18:11:39.494	49.967	17.709	16.278	15.980
7	18:13:42.711	53.216	17.816	16.822	18.578	6	18:12:29.601	50.107	17.703	16.367	16.037
(627) Fred ALLIKSAAR						7	18:13:19.786	50.185	17.772	16.373	16.040
1	18:08:29.903	1:17.600	43.564	17.745	16.291	8	18:14:10.505	50.719	18.203	16.461	16.055
2	18:09:20.385	50.482	17.908	16.371	16.203	9	18:15:05.576	55.071	17.613	17.264	20.194
3	18:10:10.291	49.906	17.845	16.280	15.781	(643) Tom DIELISSSEN					
4	18:11:00.344	50.053	17.764	16.367	15.922	1	18:08:07.980	55.446	22.405	16.956	16.085
5	18:11:50.169	49.825	17.708	16.232	15.885	2	18:08:58.480	50.500	17.888	16.590	16.022
6	18:12:40.486	50.317	17.684	16.544	16.089	3	18:09:48.765	50.285	17.842	16.456	15.987
7	18:13:33.182	52.696	17.771	16.325	18.600	4	18:10:41.854	53.089	17.827	18.791	16.471
(603) Jules SZYMKOWIAK						5	18:11:31.915	50.061	17.721	16.437	15.903
1	18:08:35.721	1:26.859	39.534	28.822	18.503	6	18:12:22.059	50.144	17.715	16.446	15.983
2	18:09:26.477	50.756	17.998	16.757	16.001	7	18:13:12.174	50.115	17.752	16.396	15.967
3	18:10:16.548	50.071	17.716	16.335	16.020	8	18:14:02.813	50.639	17.780	16.571	16.288
4	18:11:06.566	50.018	17.732	16.352	15.934	9	18:14:53.199	50.386	17.821	16.449	16.116
5	18:11:56.428	49.862	17.725	16.245	15.892	10	18:15:44.256	51.057	18.229	16.607	16.221
6	18:12:47.000	50.572	18.051	16.430	16.091	(644) Erwin MONTFOORT					
7	18:13:37.296	50.296	17.801	16.297	16.198	1	18:08:24.067	1:12.798	36.777	19.531	16.490
8	18:14:28.146	50.850	17.873	16.420	16.557	2	18:09:14.999	50.932	18.000	16.766	16.166
9	18:15:18.237	50.091	17.777	16.329	15.985	3	18:10:05.352	50.353	17.851	16.528	15.974
(602) Mathias DETIGE						4	18:10:55.483	50.131	17.743	16.448	15.940
1	18:08:40.028	53.801	20.305	17.457	16.039	5	18:11:45.816	50.333	17.788	16.399	16.146
2	18:09:30.324	50.296	17.793	16.556	15.947	6	18:12:41.073	55.257	19.261	19.715	16.281
3	18:10:20.287	49.963	17.670	16.351	15.942	7	18:13:31.450	50.377	17.833	16.544	16.000
						8	18:14:23.234	51.784	17.860	17.463	16.461
						9	18:15:16.623	53.389	17.832	16.728	18.829





Rotax Euro Challenge 2012 Wackersdorf

Rotax DD2

Wackersdorf 1,275 Km

Qualifying Practice

11.05.2012 18:00

Qualifying (15:00 Time) started at 18:00:00

Lap	Time of Day	Lap Tm	S1 Tm	S2 Tm	S3 Tm	Lap	Time of Day	Lap Tm	S1 Tm	S2 Tm	S3 Tm
(624) Haralds GARKAKLIS						(622) Dzmitry RYMASHEUSKI					
1	18:07:44.328	50.854	18.044	16.630	16.180	1	18:08:08.405	54.327	21.168	16.978	16.181
2	18:08:35.366	51.038	18.104	16.604	16.330	2	18:08:59.169	50.764	18.099	16.677	15.988
3	18:09:25.843	50.477	17.810	16.538	16.129	3	18:09:49.709	50.540	17.946	16.534	16.060
4	18:10:16.281	50.438	17.787	16.468	16.183	4	18:10:40.467	50.758	17.871	16.658	16.229
5	18:11:06.828	50.547	17.843	16.657	16.047	5	18:11:30.777	50.310	17.767	16.517	16.026
6	18:11:56.961	50.133	17.743	16.363	16.027	6	18:12:21.513	50.736	18.161	16.548	16.027
7	18:12:48.184	51.223	18.097	16.511	16.615	7	18:13:11.940	50.427	17.856	16.473	16.098
8	18:13:38.403	50.219	17.830	16.365	16.024	8	18:14:03.213	51.273	17.824	16.539	16.910
9	18:14:28.801	50.398	17.800	16.423	16.175	9	18:14:53.535	50.322	17.843	16.499	15.980
10	18:15:19.082	50.281	17.784	16.433	16.064	10	18:15:45.942	52.407	18.213	16.602	17.592
(630) Lorenzo SCATIGNA						(625) Igor MUKHIN (MASTER)					
1	18:08:12.811	52.707	19.155	17.349	16.203	1	18:08:11.978	1:00.928	26.744	17.601	16.583
2	18:09:03.624	50.813	17.940	16.637	16.236	2	18:09:03.135	51.157	18.130	16.872	16.155
3	18:09:54.008	50.384	17.782	16.537	16.065	3	18:09:53.616	50.481	17.892	16.660	15.929
4	18:10:44.245	50.237	17.905	16.354	15.978	4	18:10:43.862	50.246	17.870	16.478	15.898
5	18:11:34.459	50.214	17.736	16.421	16.057	5	18:11:34.680	50.818	17.877	16.522	16.419
6	18:12:24.786	50.327	17.857	16.449	16.021	6	18:12:25.076	50.396	17.756	16.561	16.079
7	18:13:15.222	50.436	17.902	16.471	16.063	7	18:13:15.354	50.278	17.798	16.516	15.964
8	18:14:07.544	52.322	17.895	16.437	17.990	8	18:14:06.316	50.962	17.941	16.400	16.621
(630) Lorenzo SCATIGNA						(651) Maxime GRAVOUILLE					
1	18:08:12.811	52.707	19.155	17.349	16.203	1	18:08:13.440	59.616	24.963	18.264	16.389
2	18:09:03.624	50.813	17.940	16.637	16.236	2	18:09:04.405	50.965	18.043	16.712	16.210
3	18:09:54.008	50.384	17.782	16.537	16.065	3	18:09:54.754	50.349	17.819	16.534	15.996
4	18:10:44.245	50.237	17.905	16.354	15.978	4	18:10:45.306	50.552	17.984	16.406	16.162
5	18:11:34.459	50.214	17.736	16.421	16.057	5	18:11:35.673	50.367	17.949	16.362	16.056
6	18:12:24.786	50.327	17.857	16.449	16.021	6	18:12:26.615	50.942	18.312	16.612	16.018
7	18:13:15.222	50.436	17.902	16.471	16.063	7	18:13:17.355	50.740	17.968	16.515	16.257
8	18:14:07.544	52.322	17.895	16.437	17.990	8	18:14:37.350	1:19.995	26.994	26.971	26.030
(656) Bastian KRAPOTH						(626) Eugene BRITZ					
1	18:08:02.976	53.477	19.681	17.432	16.364	1	18:08:13.821	53.251	19.330	17.658	16.263
2	18:08:53.826	50.850	18.174	16.592	16.084	2	18:09:04.706	50.885	18.080	16.680	16.125
3	18:09:44.193	50.367	17.919	16.398	16.050	3	18:09:55.184	50.478	17.876	16.533	16.069
4	18:10:34.631	50.438	17.910	16.413	16.115	4	18:10:45.892	50.708	17.941	16.616	16.151
5	18:11:24.950	50.319	17.962	16.397	15.960	5	18:11:36.247	50.355	17.833	16.483	16.039
6	18:12:15.198	50.248	17.914	16.324	16.010	6	18:12:27.055	50.808	17.991	16.592	16.225
7	18:13:05.710	50.512	18.017	16.408	16.087	7	18:13:17.625	50.570	17.972	16.511	16.087
8	18:13:56.320	50.610	17.866	16.566	16.178	8	18:14:08.077	50.452	17.894	16.474	16.084
9	18:14:46.669	50.349	17.855	16.415	16.079	9	18:15:02.534	54.457	17.929	16.584	19.944
10	18:15:37.095	50.426	17.839	16.445	16.142	(652) Harry DRYSDALE					
(646) Dennis KROES (MASTER)						(625) Harry DRYSDALE					
1	18:07:56.676	51.734	18.639	16.825	16.270	1	18:08:04.597	56.053	20.194	19.061	16.798
2	18:08:47.630	50.954	17.915	16.796	16.243	2	18:08:55.607	51.010	18.119	16.800	16.091
3	18:09:38.395	50.765	17.937	16.645	16.183	3	18:09:46.026	50.419	17.814	16.657	15.948
4	18:10:28.777	50.382	17.862	16.458	16.062	4	18:10:36.942	50.916	18.145	16.669	16.102
5	18:11:19.121	50.344	17.733	16.491	16.120	5	18:11:27.635	50.693	17.899	16.721	16.073
6	18:12:11.802	52.681	17.872	18.538	16.271	6	18:12:18.358	50.723	17.996	16.561	16.166
7	18:13:02.545	50.743	17.803	16.668	16.272	7	18:13:08.868	50.510	17.888	16.568	16.054
8	18:13:52.828	50.283	17.745	16.480	16.058	8	18:13:59.560	50.692	17.860	16.669	16.163
9	18:14:43.431	50.603	17.820	16.572	16.211	9	18:14:49.991	50.431	17.926	16.486	16.019
10	18:15:33.972	50.541	17.858	16.567	16.116	10	18:15:40.786	50.795	17.867	16.684	16.244
(639) Marcel SCHIRMER						(636) Tamsin GERMAIN (MASTER)					
1	18:05:56.389	51.182	18.233	16.824	16.125	1	18:07:10.135	52.330	18.323	16.966	17.041
2	18:06:48.125	51.736	18.232	17.267	16.237	2	18:08:03.706	53.571	19.726	17.474	16.371
3	18:07:39.269	51.144	17.953	17.077	16.114	3	18:08:54.502	50.796	18.039	16.668	16.089
4	18:08:30.416	51.147	17.984	16.922	16.241	4	18:09:45.357	50.855	18.303	16.630	15.922
5	18:09:21.662	51.246	18.687	16.613	15.946	5	18:10:35.848	50.491	17.851	16.576	16.064
6	18:10:12.253	50.591	17.978	16.700	15.913	6	18:11:26.615	50.767	17.805	16.522	16.440
7	18:11:02.586	50.333	17.784	16.574	15.975	7	18:12:17.301	50.686	18.075	16.603	15.996
8	18:11:52.889	50.303	17.816	16.533	15.954	8	18:13:08.167	50.866	18.081	16.568	16.217
9	18:12:43.620	50.731	17.822	16.643	16.266	9	18:13:58.853	50.686	17.755	16.695	16.236
10	18:13:35.039	51.419	18.834	16.523	16.062	10	18:14:49.671	50.818	17.903	16.781	16.134
11	18:14:25.570	50.531	17.736	16.617	16.178	11	18:15:50.966	1:01.295	17.794	24.805	18.696
12	18:15:18.136	52.566	17.927	16.904	17.735	(617) Martin GATZ					
(612) Maximilian FLEISCHMANN						(617) Martin GATZ					
1	18:08:04.251	54.537	20.356	17.565	16.616	1	18:08:04.251	54.537	20.356	17.565	16.616
2	18:08:55.056	50.805	17.931	16.771	16.103	2	18:08:55.056	50.805	17.931	16.771	16.103
3	18:09:45.737	50.681	17.980	16.635	16.066	3	18:09:45.737	50.681	17.980	16.635	16.066

Timekeeping Ingrid and Meik Wagner:

Clerk of the course Nigel Edwards:

www.mylaps.com

Steward (Chairman) Horst Seidel:

Chief Scrutineer Paul Klaassen:

Licensed to: Motorsport Events

Printed: 11.05.2012 18:17:19

posted at:

h



Rotax Euro Challenge 2012 Wackersdorf

Rotax DD2

Wackersdorf 1,275 Km

Qualifying Practice

11.05.2012 18:00

Qualifying (15:00 Time) started at 18:00:00

Lap	Time of Day	Lap Tm	S1 Tm	S2 Tm	S3 Tm
4	18:10:36.278	50.541	17.940	16.494	16.107
5	18:11:28.100	51.822	17.829	17.890	16.103
6	18:12:22.841	54.741	17.937	16.507	20.297

(620) Florent LAMBERT (MASTER)

1	18:07:17.335	54.018	18.226	17.084	18.708
2	18:08:12.384	55.049	21.125	17.712	16.212
3	18:09:03.685	51.301	18.053	16.866	16.382
4	18:09:54.344	50.659	17.912	16.650	16.097
5	18:10:44.928	50.584	17.927	16.486	16.171
6	18:11:35.483	50.555	17.924	16.539	16.092
7	18:12:27.317	51.834	18.902	16.880	16.052
8	18:13:18.193	50.876	18.071	16.666	16.139
9	18:14:11.154	52.961	20.339	16.564	16.058
10	18:15:04.526	53.372	17.950	16.695	18.727

(653) Bart NUY (MASTER)

1	18:07:58.797	51.859	18.565	17.049	16.245
2	18:08:50.219	51.422	18.096	16.931	16.395
3	18:09:41.420	51.201	18.122	16.840	16.239
4	18:10:32.015	50.595	17.919	16.559	16.117
5	18:11:22.751	50.736	17.954	16.590	16.192
6	18:12:13.602	50.851	18.118	16.589	16.144
7	18:13:04.281	50.679	17.899	16.594	16.186
8	18:13:54.925	50.644	17.786	16.593	16.265
9	18:14:45.805	50.880	17.975	16.603	16.302
10	18:16:06.763	1:20.958	17.940	34.014	29.004

(648) Carl CLEIRBAUT

1	18:07:58.445	53.771	19.710	17.217	16.844
2	18:08:49.768	51.323	18.134	17.033	16.156
3	18:09:40.808	51.040	18.153	16.753	16.134
4	18:10:31.787	50.979	18.010	16.610	16.359
5	18:11:22.574	50.787	17.996	16.578	16.213
6	18:12:14.147	51.573	18.834	16.631	16.108
7	18:13:05.408	51.261	18.206	16.685	16.370
8	18:13:56.944	51.536	18.056	17.006	16.474
9	18:14:48.130	51.186	18.077	16.783	16.326
10	18:15:42.866	54.736	18.143	17.393	19.200

(634) Nikita KHUDOV

1	18:03:18.144	52.529	18.332	17.318	16.879
2	18:04:10.384	52.240	18.333	16.975	16.932
3	18:05:02.054	51.670	18.252	16.910	16.508
4	18:05:54.392	52.338	18.403	17.269	16.666
5	18:06:46.158	51.766	18.464	16.820	16.482
6	18:07:38.267	52.109	18.640	16.954	16.515
7	18:08:30.214	51.947	18.405	17.176	16.366
8	18:09:21.179	50.965	18.039	16.681	16.245
9	18:10:13.069	51.890	18.706	16.809	16.375
10	18:11:04.652	51.583	18.142	16.762	16.679
11	18:11:56.265	51.613	18.380	16.799	16.434
12	18:12:48.940	52.675	19.291	17.003	16.381
13	18:13:40.500	51.560	18.268	16.806	16.486
14	18:14:32.173	51.673	18.370	16.728	16.575
15	18:15:24.189	52.016	18.354	16.917	16.745

(635) Chris GROEN (MASTER)

1	18:06:13.161	52.135	18.593	17.087	16.455
2	18:07:07.555	54.394	18.598	17.779	18.017
3	18:07:59.857	52.302	18.856	17.086	16.360
4	18:08:51.508	51.651	18.285	17.086	16.280
5	18:09:43.074	51.566	18.292	16.971	16.303
6	18:10:34.860	51.786	18.448	16.766	16.572
7	18:11:26.377	51.517	18.263	16.797	16.457
8	18:12:21.156	54.779	18.631	16.850	19.298

Rotax Euro Challenge 2012
 Class: Rotax Max DD2
 Date/Time: 12.05.2012 12:10

Track: Wackersdorf / Germany
 Heat: Race 7 Qualifying Heat 1
 Laps: 11

Edition 1

			18			
			17			
Nikita KHUDOV	634	50.965 1.507	16	Chris GROEN (MASTE)	635	51.517 2.059
	31				32	
Bart NUY (MASTER)	653	50.595 1.137	15	Carl CLEIRBAUT (Ma	648	50.787 1.329
	29				30	
Martin GATZ	617	50.541 1.083	14	Florent LAMBERT (MAS	620	50.555 1.097
	27				28	
Harry DRYSDALE	652	50.419 0.961	13	Tamsin GERMAIN (MAS	636	50.491 1.033
	25				26	
Maxime GRAVOUILLE	651	50.349 0.891	12	Eugene BRITZ	626	50.355 0.897
	23				24	
Maximilian FLEISCHMANN	612	50.310 0.852	11	Dzmitry RYMASHEUSKI	622	50.313 0.855
	21				22	
Dennis KROES (MASTE	646	50.283 0.825	10	Marcel SCHIRMER	639	50.303 0.845
	19				20	
Igor MUKHIN (MASTE	625	50.246 0.788	9	Bastian KRAPOTH	656	50.248 0.790
	17				18	
Haralds GARKAKLIS	624	50.133 0.675	8	Lorenzo SCATIGNA	630	50.214 0.756
	15				16	
Tom DIELISSEN	643	50.061 0.603	7	Erwin MONTFOORT	644	50.131 0.673
	13				14	
Kevin LUDI	607	49.940 0.482	6	Patrick PEARCE	604	49.967 0.509
	11				12	
Thomas SMITH	618	49.919 0.461	5	Lucas ORROCK	623	49.922 0.464
	9				10	
Jules SZYMKOWIAK	603	49.862 0.404	4	Mathias DETIGE	602	49.884 0.426
	7				8	
Sascha Pio HAIDA	621	49.821 0.363	3	Fred ALLIKSAAR	627	49.825 0.367
	5				6	
Sandro LUKOVIC	655	49.770 0.312	2	Antoine LEPESQUEUX	632	49.780 0.322
	3				4	
Xen DE RUWE	608	49.458	1	Miika LAIHO	649	49.743 0.285
	1		Row		2	

Pole Position

Clerk of the course Nigel Edwards:
 Stewards (Chairman) Horst Seidel:

Scrutineer Paul Klaassen:
 Timekeeping Ingrid/Meik Wagner:

Rotax Euro Challenge 2012
 Class: Rotax Max DD2
 Date/Time: 12.05.2012 15:00

Track: Wackersdorf / Germany
 Heat: Race 14 Qualifying Heat 2
 Laps: 11

Edition 1

			18	
			17	
Nikita KHUDOV	634	50.965 1.507	16	Chris GROEN (MASTE
	31			635
				51.517 2.059
Bart NUY (MASTER)	653	50.595 1.137	15	Carl CLEIRBAUT (Ma
	29			648
				50.787 1.329
Martin GATZ	617	50.541 1.083	14	Florent LAMBERT (MAS
	27			620
				50.555 1.097
Harry DRYSDALE	652	50.419 0.961	13	Tamsin GERMAIN (MAS
	25			636
				50.491 1.033
Maxime GRAVOUILLE	651	50.349 0.891	12	Eugene BRITZ
	23			626
				50.355 0.897
Maximilian FLEISCHMANN	612	50.310 0.852	11	Dzmitry RYMASHEUSKI
	21			622
				50.313 0.855
Dennis KROES (MASTE	646	50.283 0.825	10	Marcel SCHIRMER
	19			639
				50.303 0.845
Igor MUKHIN (MASTE	625	50.246 0.788	9	Bastian KRAPOTH
	17			656
				50.248 0.790
Haralds GARKAKLIS	624	50.133 0.675	8	Lorenzo SCATIGNA
	15			630
				50.214 0.756
Tom DIELISSEN	643	50.061 0.603	7	Erwin MONTFOORT
	13			644
				50.131 0.673
Kevin LUDI	607	49.940 0.482	6	Patrick PEARCE
	11			604
				49.967 0.509
Thomas SMITH	618	49.919 0.461	5	Lucas ORROCK
	9			623
				49.922 0.464
Jules SZYMKOWIAK	603	49.862 0.404	4	Mathias DETIGE
	7			602
				49.884 0.426
Sascha Pio HAIDA	621	49.821 0.363	3	Fred ALLIKSAAR
	5			627
				49.825 0.367
Sandro LUKOVIC	655	49.770 0.312	2	Antoine LEPESQUEUX
	3			632
				49.780 0.322
Xen DE RUWE	608	49.458	1	Miika LAIHO
	1			649
				49.743 0.285

Pole Position

Row

2

Clerk of the course Nigel Edwards:
 Stewards (Chairman) Horst Seidel:

Scrutineer Paul Klaassen:
 Timekeeping Ingrid/Meik Wagner:

Rotax Euro Challenge 2012
 Class: Rotax Max DD2
 Date/Time: 12.05.2012 17:00

Track:
 Heat:
 Laps:

Wackersdorf / Germany
 Race 19 Qualifying Heat 3
 11

Edition 1

				18		
				17		
Nikita KHUDOV	634	50.965 1.507	31	16	Chris GROEN (MASTE	635 51.517 2.059
Bart NUY (MASTER)	653	50.595 1.137	29	15	Carl CLEIRBAUT (Ma	648 50.787 1.329
Martin GATZ	617	50.541 1.083	27	14	Florent LAMBERT (MAS	620 50.555 1.097
Harry DRYSDALE	652	50.419 0.961	25	13	Tamsin GERMAIN (MAS	636 50.491 1.033
Maxime GRAVOUILLE	651	50.349 0.891	23	12	Eugene BRITZ	626 50.355 0.897
Maximilian FLEISCHMANN	612	50.310 0.852	21	11	Dzmitry RYMASHEUSKI	622 50.313 0.855
Dennis KROES (MASTE	646	50.283 0.825	19	10	Marcel SCHIRMER	639 50.303 0.845
Igor MUKHIN (MASTE	625	50.246 0.788	17	9	Bastian KRAPOTH	656 50.248 0.790
Haralds GARKAKLIS	624	50.133 0.675	15	8	Lorenzo SCATIGNA	630 50.214 0.756
Tom DIELISSEN	643	50.061 0.603	13	7	Erwin MONTFOORT	644 50.131 0.673
Kevin LUDI	607	49.940 0.482	11	6	Patrick PEARCE	604 49.967 0.509
Thomas SMITH	618	49.919 0.461	9	5	Lucas ORROCK	623 49.922 0.464
Jules SZYMKOWIAK	603	49.862 0.404	7	4	Mathias DETIGE	602 49.884 0.426
Sascha Pio HAIDA	621	49.821 0.363	5	3	Fred ALLIKSAAR	627 49.825 0.367
Sandro LUKOVIC	655	49.770 0.312	3	2	Antoine LEPESQUEUX	632 49.780 0.322
Xen DE RUWE	608	49.458	1	1	Miika LAIHO	649 49.743 0.285

Pole Position

Clerk of the course Nigel Edwards:
 Stewards (Chairman) Horst Seidel:

Scrutineer Paul Klaassen:
 Timekeeping Ingrid/Meik Wagner:



Rotax Euro Challenge 2012 Wackersdorf

Rotax DD2

Wackersdorf 1,275 Km

Warm up Saturday

12.05.2012 09:40

Practice (5:00 Time) started at 9:40:01

Pos	No.	Name	Nat.	Chassis	Race Team	Laps	Best Tm	Diff	Gap In Lap	km/h
1	617	Martin GATZ	GER	Zanardi	Matis Motorsport	5	51.182			5 89,680
2	632	Antoine LEPESQUEUX	FRA	Sodikart	Sodikart Junior Team	5	51.345	0.163	0.163	5 89,395
3	649	Miika LAIHO	FIN	Tonykart	MPT Racing	5	51.376	0.194	0.031	5 89,341
4	604	Patrick PEARCE	GBR	Tonykart	Tatum Racing	5	51.453	0.271	0.077	5 89,208
5	627	Fred ALLIKSAAR	EST	Zanardi	G-Star Raw Racing	5	51.455	0.273	0.002	5 89,204
6	607	Kevin LUDI	SUI	Birel	Spirit Racing	4	51.458	0.276	0.003	4 89,199
7	608	Xen DE RUWE	BEL	Formula K	Formula K Europe	2	51.622	0.440	0.164	2 88,916
8	623	Lucas ORROCK	GBR	Kosmic	Paul Carr Racing	5	51.721	0.539	0.099	5 88,745
9	644	Erwin MONTFOORT	NED	Maddox	Montfoort Motorsport	5	51.788	0.606	0.067	5 88,631
10	652	Harry DRYSDALE	GBR	Tonykart	Tatum Racing	5	51.811	0.629	0.023	5 88,591
11	643	Tom DIELISSSEN	NED	CRG	CRG Holland	4	51.819	0.637	0.008	4 88,578
12	620	Florent LAMBERT (MASTEI	GBR	Tonykart	Tatum Racing	5	51.822	0.640	0.003	5 88,572
13	624	Haralds GARKAKLIS	LAT	Gillard	DFK	5	51.832	0.650	0.010	5 88,555
14	612	Maximilian FLEISCHMANN	GER	CRG	Motorsport Fleischmann	5	51.836	0.654	0.004	5 88,548
15	602	Mathias DETIGE	BEL	Tonykart	Bouvin Power	5	51.878	0.696	0.042	5 88,477
16	603	Jules SZYMKOWIAK	BEL	Zanardi	G-Star Raw Racing	5	51.898	0.716	0.020	5 88,443
17	648	Carl CLEIRBAUT (Master)	BEL	Praga	Brand Racing	5	51.952	0.770	0.054	5 88,351
18	636	Tamsin GERMAIN (MASTE	GBR	Gillard	DG Racing	5	51.964	0.782	0.012	5 88,330
19	655	Sandro LUKOVIC	AUT	Intrepid	Sportstil	5	51.974	0.792	0.010	5 88,313
20	622	Dzmitry RYMASHEUSKI	BLR	Intrepid	Talvar Racing	5	51.995	0.813	0.021	5 88,278
21	656	Bastian KRAPOTH	GER	Formula K	Kartschmie.de11	5	52.242	1.060	0.247	5 87,860
22	639	Marcel SCHIRMER	GER	Intrepid	KM Racing	5	52.340	1.158	0.098	5 87,696
23	635	Chris GROEN (MASTER)	NED	Tonykart	Team Kroes	4	53.568	2.386	1.228	4 85,685
24	626	Eugene BRITZ	RSA	Formula K	Formula K Europe	1	54.436	3.254	0.868	1 84,319
25	634	Nikita KHUDOV	RUS	Zanardi	G-Star Raw Racing	4	54.615	3.433	0.179	4 84,043
26	625	Igor MUKHIN (MASTER)	RUS	Formula K	Formula K Europe	2	55.144	3.962	0.529	2 83,237
27	630	Lorenzo SCATIGNA	ITA	Haase	TBA	4	56.236	5.054	1.092	4 81,620
28	618	Thomas SMITH	DEN	Kosmic	Star Karting	1	57.580	6.398	1.344	1 79,715
29	621	Sascha Pio HAIDA	GER	Birel	Haida Motorsport	2	59.254	8.072	1.674	1 77,463
30	646	Dennis KROES (MASTER)	NED	Tonykart	Team Kroes	1	1:23.478	32.296	24.224	1 54,985



Rotax Euro Challenge 2012 Wackersdorf

Rotax DD2

Wackersdorf 1,275 Km

Warm up Saturday

12.05.2012 09:40

Practice (5:00 Time) started at 9:40:01

Lap	Time of Day	Lap Tm	S1 Tm	S2 Tm	S3 Tm
(617) Martin GATZ					
1	9:42:11.271	56.416	20.475	18.770	17.171
2	9:43:04.773	53.502	19.640	17.299	16.563
3	9:43:57.070	52.297	18.769	17.035	16.493
4	9:44:49.473	52.403	18.528	16.911	16.964
5	9:45:40.655	51.182	18.244	16.737	16.201

Lap	Time of Day	Lap Tm	S1 Tm	S2 Tm	S3 Tm
(632) Antoine LEPESQUEUX					
1	9:41:51.081	52.903	18.973	17.316	16.614
2	9:42:43.723	52.642	18.842	17.390	16.410
3	9:43:36.343	52.620	18.457	17.217	16.946
4	9:44:28.019	51.676	18.500	16.891	16.285
5	9:45:19.364	51.345	18.371	16.805	16.169

Lap	Time of Day	Lap Tm	S1 Tm	S2 Tm	S3 Tm
(649) Miika LAIHO					
1	9:42:12.833	54.402	19.799	17.749	16.854
2	9:43:07.099	54.266	20.447	17.390	16.429
3	9:43:59.182	52.083	18.553	17.090	16.440
4	9:44:51.149	51.967	18.684	17.071	16.212
5	9:45:42.525	51.376	18.366	16.766	16.244

Lap	Time of Day	Lap Tm	S1 Tm	S2 Tm	S3 Tm
(604) Patrick PEARCE					
1	9:42:07.481	54.472	20.010	17.746	16.716
2	9:43:00.273	52.792	18.797	17.376	16.619
3	9:43:52.459	52.186	18.698	17.173	16.315
4	9:44:44.502	52.043	18.604	17.060	16.379
5	9:45:35.955	51.453	18.332	16.872	16.249

Lap	Time of Day	Lap Tm	S1 Tm	S2 Tm	S3 Tm
(627) Fred ALLIKSAAR					
1	9:42:20.239	54.676	19.696	17.686	17.294
2	9:43:13.663	53.424	19.222	17.658	16.544
3	9:44:06.254	52.591	18.494	17.604	16.493
4	9:44:58.690	52.436	18.838	17.017	16.581
5	9:45:50.145	51.455	18.374	16.788	16.293

Lap	Time of Day	Lap Tm	S1 Tm	S2 Tm	S3 Tm
(607) Kevin LUDI					
1	9:42:58.471	52.975	19.101	17.421	16.453
2	9:43:50.520	52.049	18.579	17.120	16.350
3	9:44:43.775	53.255	18.539	17.246	16.470
4	9:45:35.233	51.458	18.354	16.857	16.247

Lap	Time of Day	Lap Tm	S1 Tm	S2 Tm	S3 Tm
(608) Xen DE RUWE					
1	9:44:48.777	1:16.319	42.368	17.486	16.465
2	9:45:40.399	51.622	18.572	16.904	16.146

Lap	Time of Day	Lap Tm	S1 Tm	S2 Tm	S3 Tm
(623) Lucas ORROCK					
1	9:42:01.281	54.637	19.350	18.525	16.762
2	9:42:54.079	52.798	18.663	17.472	16.663
3	9:43:46.758	52.679	18.714	17.423	16.542
4	9:44:39.002	52.244	18.928	17.049	16.267
5	9:45:30.723	51.721	18.549	16.858	16.314

Lap	Time of Day	Lap Tm	S1 Tm	S2 Tm	S3 Tm
(644) Erwin MONTFOORT					
1	9:42:08.031	54.856	20.454	17.632	16.770
2	9:43:00.613	52.582	18.733	17.274	16.575
3	9:43:52.773	52.160	18.657	17.158	16.345
4	9:44:44.735	51.962	18.620	17.033	16.309
5	9:45:36.523	51.788	18.380	16.814	16.594

Lap	Time of Day	Lap Tm	S1 Tm	S2 Tm	S3 Tm
(652) Harry DRYSDALE					
1	9:42:03.644	54.156	19.458	17.726	16.972
2	9:42:56.964	53.320	18.935	17.573	16.812
3	9:43:49.873	52.909	18.796	17.571	16.542
4	9:44:42.446	52.573	18.842	17.271	16.460
5	9:45:34.257	51.811	18.467	17.021	16.323

Lap	Time of Day	Lap Tm	S1 Tm	S2 Tm	S3 Tm
(643) Tom DIELISSSEN					
1	9:42:12.465	55.801	20.047	17.941	17.813
2	9:43:21.862	1:09.397	33.612	19.029	16.756
3	9:44:13.811	51.949	18.643	17.008	16.298
4	9:45:05.630	51.819	18.691	16.870	16.258

Lap	Time of Day	Lap Tm	S1 Tm	S2 Tm	S3 Tm
(620) Florent LAMBERT (MASTER)					
1	9:41:59.529	54.460	19.737	18.183	16.540
2	9:42:53.241	53.712	19.130	17.923	16.659
3	9:43:46.622	53.381	19.200	17.611	16.570
4	9:44:39.307	52.685	19.292	17.112	16.281
5	9:45:31.129	51.822	18.661	16.981	16.180

Lap	Time of Day	Lap Tm	S1 Tm	S2 Tm	S3 Tm
(624) Haralds GARKAKLIS					
1	9:42:03.257	54.409	19.595	17.755	17.059
2	9:42:56.280	53.023	18.964	17.390	16.669
3	9:43:49.565	53.285	19.246	17.379	16.660
4	9:44:41.687	52.122	18.617	17.086	16.419
5	9:45:33.519	51.832	18.429	17.096	16.307

Lap	Time of Day	Lap Tm	S1 Tm	S2 Tm	S3 Tm
(612) Maximilian FLEISCHMANN					
1	9:42:02.104	54.437	19.402	17.894	17.141
2	9:42:56.019	53.915	19.350	17.846	16.719
3	9:43:49.014	52.995	19.099	17.347	16.549
4	9:44:40.981	51.967	18.629	17.058	16.280
5	9:45:32.817	51.836	18.612	16.957	16.267

Lap	Time of Day	Lap Tm	S1 Tm	S2 Tm	S3 Tm
(602) Mathias DETIGE					
1	9:42:16.899	56.844	20.782	18.734	17.328
2	9:43:11.420	54.521	19.649	17.985	16.887
3	9:44:05.976	54.556	19.003	18.693	16.860
4	9:44:59.226	53.250	19.349	17.312	16.589
5	9:45:51.104	51.878	18.735	16.930	16.213

Lap	Time of Day	Lap Tm	S1 Tm	S2 Tm	S3 Tm
(603) Jules SZYMKOWIAK					
1	9:42:12.362	54.268	19.450	17.554	17.264
2	9:43:06.318	53.956	19.870	17.440	16.646
3	9:43:58.939	52.621	18.728	17.166	16.727
4	9:44:51.092	52.153	18.716	17.032	16.405
5	9:45:42.990	51.898	18.720	16.857	16.321

Lap	Time of Day	Lap Tm	S1 Tm	S2 Tm	S3 Tm
(648) Carl CLEIRBAUT					
1	9:42:17.258	56.364	20.681	18.334	17.349
2	9:43:11.738	54.480	19.853	17.793	16.834
3	9:44:05.519	53.781	19.140	17.977	16.664
4	9:44:58.936	53.417	19.117	17.600	16.700
5	9:45:50.888	51.952	18.734	16.936	16.282

Lap	Time of Day	Lap Tm	S1 Tm	S2 Tm	S3 Tm
(636) Tamsin GERMAIN (MASTER)					
1	9:41:59.278	55.097	19.690	18.361	17.046
2	9:42:52.868	53.590	19.110	17.614	16.866
3	9:43:46.549	53.681	18.977	18.020	16.684
4	9:44:40.472	53.923	19.625	17.710	16.588
5	9:45:32.436	51.964	18.631	17.051	16.282

Lap	Time of Day	Lap Tm	S1 Tm	S2 Tm	S3 Tm
(655) Sandro LUKOVIC					
1	9:41:59.927	54.478	19.808	18.015	16.655
2	9:42:53.034	53.107	18.927	17.531	16.649
3	9:43:46.197	53.163	19.035	17.426	16.702
4	9:44:38.419	52.222	18.810	17.003	16.409
5	9:45:30.393	51.974	18.736	16.887	16.351

Lap	Time of Day	Lap Tm	S1 Tm	S2 Tm	S3 Tm
(622) Dzmitry RYMASHIUSKI					
1	9:42:01.550	56.706	20.961	18.450	17.295
2	9:42:54.844	53.294	18.943	17.450	16.901
3	9:43:47.459	52.615	18.621	17.488	16.506
4	9:44:40.668	53.209	19.203	17.229	16.777
5	9:45:32.663	51.995	18.734	16.916	16.345

Lap	Time of Day	Lap Tm	S1 Tm	S2 Tm	S3 Tm
(656) Bastian KRAPOTH					
1	9:42:00.593	55.464	20.317	18.260	16.887
2	9:42:54.276	53.683	19.083	17.528	16.072
3	9:43:47.387	53.111	18.801	17.664	16.646
4	9:44:40.356	52.969	19.017	17.307	16.645
5	9:45:32.598	52.242	18.558	17.076	16.608

Lap	Time of Day	Lap Tm	S1 Tm	S2 Tm	S3 Tm
(639) Marcel SCHIRMER					
1	9:42:11.758	57.044	20.863	18.940	17.241
2	9:43:05.586	53.828	19.524	17.623	16.681

Timekeeping Ingrid and Meik Wagner:

Clerk of the course Nigel Edwards:

www.mylaps.com

Steward (Chairman) Horst Seidel:

Chief Scrutineer Paul Klaassen:

Licensed to: Motorsport Events



Rotax Euro Challenge 2012 Wackersdorf

Rotax DD2

Wackersdorf 1,275 Km

Warm up Saturday

12.05.2012 09:40

Practice (5:00 Time) started at 9:40:01

Lap	Time of Day	Lap Tm	S1 Tm	S2 Tm	S3 Tm	Lap	Time of Day	Lap Tm	S1 Tm	S2 Tm	S3 Tm
3	9:44:00.083	54.497	18.877	17.553	18.067						
4	9:44:52.811	52.728	18.699	17.309	16.720						
5	9:45:45.151	52.340	18.709	17.030	16.601						

(635) Chris GROEN (MASTER)

1	9:42:20.486	57.216	20.678	18.545	17.993
2	9:43:16.663	56.177	20.619	18.407	17.151
3	9:44:11.191	54.528	19.582	17.864	17.082
4	9:45:04.759	53.568	19.210	17.545	16.813

(626) Eugene BRITZ

1	9:45:02.409	54.436	19.726	17.856	16.854
---	-------------	---------------	---------------	---------------	---------------

(634) Nikita KHUDOV

1	9:42:29.290	58.416	21.491	19.015	17.910
2	9:43:26.401	57.111	20.044	19.558	17.509
3	9:44:21.832	55.431	19.506	18.215	17.710
4	9:45:16.447	54.615	19.558	17.897	17.160

(625) Igor MUKHIN (MASTER)

1	9:42:01.973	57.295	19.979	20.066	17.250
2	9:42:57.117	55.144	19.299	17.655	18.190

(630) Lorenzo SCATIGNA

1	9:42:17.937	1:02.766	23.805	19.970	18.991
2	9:43:16.738	58.801	20.784	19.144	18.873
3	9:44:13.223	56.485	20.398	18.132	17.955
4	9:45:09.459	56.236	20.402	17.786	18.048

(618) Thomas SMITH

1	9:42:10.865	57.580	21.823	18.783	16.974
---	-------------	---------------	---------------	---------------	---------------

(621) Sascha Pio HAIDA

1	9:42:12.122	59.254	21.882	19.507	17.865
2	9:43:39.677	1:27.555	30.969	31.795	24.791

(646) Dennis KROES (MASTER)

1	9:42:58.484	1:23.478	30.218	25.740	27.520
---	-------------	-----------------	---------------	--------	--------



Rotax Euro Challenge 2012 Wackersdorf

Rotax DD2

Wackersdorf 1,275 Km

RACE 7 Qualifying Heat 1 **-NEW-**

12.05.2012 12:10

Race (11 Laps) started at 12:13:47

Pos	No.	Name	Nat.	Chassis	Race Team	Laps	Total Tm	Diff	Best Tm	In Lap	km/h	Points
1	655	Sandro LUKOVIC	AUT	Intrepid	Sportstil	11	9:19.835		50.180	8	91,471	0
2	649	Miika LAIHO	FIN	Tonykart	MPT Racing	11	9:20.248	0.413	50.170	8	91,489	2
3	608	Xen DE RUWE	BEL	Formula K	Formula K Europe	11	9:20.283	0.448	50.242	8	91,358	3
4	623	Lucas ORROCK	GBR	Kosmic	Paul Carr Racing	11	9:20.484	0.649	50.274	8	91,300	4
5	603	Jules SZYMKOWIAK	BEL	Zanardi	G-Star Raw Racing	11	9:20.618	0.783	50.107	7	91,604	5
6	604	Patrick PEARCE	GBR	Tonykart	Tatum Racing	11	9:21.317	1.482	50.091	7	91,633	6
7	602	Mathias DETIGE	BEL	Tonykart	Bouvin Power	11	9:21.999	2.164	49.945	7	91,901	7
8	618	Thomas SMITH	DEN	Kosmic	Star Karting	11	9:24.405	4.570	50.038	7	91,730	8
9	621	Sascha Pio HAIDA	GER	Birel	Haida Motorsport	11	9:24.639	4.804	50.182	9	91,467	9
10	607	Kevin LUDI	SUI	Birel	Spirit Racing	11	9:25.158	5.323	50.100	9	91,617	10
11	632	Antoine LEPESQUEUX	FRA	Sodikart	Sodikart Junior Team	11	9:29.837	10.002	50.368	8	91,129	11
12	624	Haralds GARKAKLIS	LAT	Gillard	DFK	11	9:29.956	10.121	50.267	6	91,312	12
13	627	Fred ALLIKSAAR	EST	Zanardi	G-Star Raw Racing	11	9:33.552	13.717	50.108	10	91,602	13
14	646	Dennis KROES (MASTER)	NED	Tonykart	Team Kroes	11	9:33.624	13.789	50.823	6	90,313	14
15	612	Maximilian FLEISCHMANN	GER	CRG	Motorsport Fleischmann	11	9:35.246	15.411	50.688	7	90,554	15
16	644	Erwin MONTFOORT	NED	Maddox	Montfoort Motorsport	11	9:35.528	15.693	50.470	8	90,945	16
17	622	Dzmitry RYMASHEUSKI	BLR	Intrepid	Talvar Racing	11	9:37.012	17.177	50.642	11	90,636	17
18	617	Martin GATZ	GER	Zanardi	Matis Motorsport	11	9:37.364	17.529	50.592	11	90,726	18
19	639	Marcel SCHIRMER	GER	Intrepid	KM Racing	11	9:37.748	17.913	50.397	11	91,077	19
20	626	Eugene BRITZ	RSA	Formula K	Formula K Europe	11	9:38.359	18.524	50.570	11	90,765	20
21	636	Tamsin GERMAIN (MASTER)	GBR	Gillard	DG Racing	11	9:39.839	20.004	50.586	5	90,737	21
22	648	Carl CLEIRBAUT (Master)	BEL	Praga	Brand Racing	11	9:40.226	20.391	50.983	7	90,030	22
23	625	Igor MUKHIN (MASTER)	RUS	Formula K	Formula K Europe	11	9:40.340	20.505	50.330	11	91,198	23
24	653	Bart NUY (MASTER)	NED	Intrepid	Team TKP	11	9:41.025	21.190	51.171	11	89,699	24
25	635	Chris GROEN (MASTER)	NED	Tonykart	Team Kroes	11	10:00.766	40.931	52.846	3	86,856	25
26	643	Tom DIELISSSEN	NED	CRG	CRG Holland	9	7:57.692	2 Laps	50.491	5	90,907	26
27	630	Lorenzo SCATIGNA	ITA	Haase	TBA	8	6:57.452	3 Laps	50.442	7	90,996	27
28	620	Florent LAMBERT (MASTER)	GBR	Tonykart	Tatum Racing	7	6:09.924	4 Laps	50.918	7	90,145	28
29	652	Harry DRYSDALE	GBR	Tonykart	Tatum Racing	7	6:12.449	4 Laps	50.573	6	90,760	29
30	656	Bastian KRAPOTH	GER	Formula K	Kartschmie.de11	6	5:17.199	5 Laps	50.702	5	90,529	30
31	634	Nikita KHUDOV	RUS	Zanardi	G-Star Raw Racing	3	2:46.639	8 Laps	52.388	3	87,615	31

Not classified

DNS	651	Maxime GRAVOUILLE	FRA	Sodikart	Kart Pro Racing			DNS		0	-	33
-----	-----	-------------------	-----	----------	-----------------	--	--	-----	--	---	---	----

Announcements

These results are provisional until the conclusion of any judicial and technical matters

No. 655 warning board

Started: 31 Classified: 31 Not classified: 0

No. 627 time penalty 10. sec / reason unfair driving

No. 625 time penalty 10. sec / reason unfair driving

Margin of Victory	Ø km/h	Best Lap Tm	km/h	Best Lap by
0.413	90,187	49.945	91,901	602 - Mathias DETIGE

Official Timing www.camp-company.de / www.motorsport-events.se

Orbits

Timekeeping Ingrid and Meik Wagner:

Clerk of the course Nigel Edwards:

www.mylaps.com

Steward (Chairman) Horst Seidel:

Chief Scrutineer Paul Klaassen:

Licensed to: Motorsport Events

Printed: 12.05.2012 14:49:29

posted at:

h



Rotax Euro Challenge 2012 Wackersdorf

Rotax DD2

Wackersdorf 1,275 Km

RACE 7 Qualifying Heat 1

12.05.2012 12:10

Race (11 Laps) started at 12:13:47

Lap	Time of Day	Lap Tm	S1 Tm	S2 Tm	S3 Tm	Lap	Time of Day	Lap Tm	S1 Tm	S2 Tm	S3 Tm
(655) Sandro LUKOVIC						7	12:19:47.833	50.091	17.837	16.352	15.902
1	12:14:40.295	52.451	19.203	16.971	16.277	8	12:20:37.963	50.130	17.899	16.370	15.861
2	12:15:32.744	52.449	19.399	16.947	16.103	9	12:21:28.529	50.566	17.964	16.581	16.021
3	12:16:23.570	50.826	18.069	16.685	16.072	10	12:22:18.771	50.242	17.818	16.374	16.050
4	12:17:14.175	50.605	17.979	16.629	15.997	11	12:23:09.054	50.283	17.866	16.377	16.040
5	12:18:04.754	50.579	17.951	16.621	16.007	(602) Mathias DETIGE					
6	12:18:55.067	50.313	17.904	16.477	15.932	1	12:14:45.000	56.812	21.142	19.201	16.469
7	12:19:45.271	50.204	17.819	16.437	15.948	2	12:15:36.600	51.600	18.514	16.765	16.321
8	12:20:35.451	50.180	17.811	16.486	15.883	3	12:16:27.918	51.318	18.389	16.954	15.975
9	12:21:26.061	50.610	17.831	16.553	16.226	4	12:17:18.352	50.434	17.970	16.575	15.889
10	12:22:16.636	50.575	17.916	16.563	16.096	5	12:18:08.689	50.337	18.034	16.421	15.882
11	12:23:07.572	50.936	18.244	16.584	16.108	6	12:18:59.197	50.508	17.997	16.590	15.921
(649) Miika LAIHO						7	12:19:49.142	49.945	17.774	16.376	15.795
1	12:14:40.670	52.845	19.625	17.013	16.207	8	12:20:39.380	50.238	17.914	16.488	15.836
2	12:15:32.518	51.848	18.907	16.848	16.093	9	12:21:29.481	50.101	17.844	16.422	15.835
3	12:16:23.050	50.532	18.031	16.553	15.948	10	12:22:19.487	50.006	17.820	16.347	15.839
4	12:17:13.425	50.375	17.931	16.592	15.852	11	12:23:09.736	50.249	18.013	16.385	15.851
5	12:18:03.905	50.480	18.008	16.576	15.896	(627) Fred ALLIKSAAR					
6	12:18:54.315	50.410	18.016	16.486	15.908	1	12:14:41.702	53.646	20.011	17.307	16.328
7	12:19:44.574	50.259	17.888	16.524	15.847	2	12:15:34.215	52.513	18.232	17.523	16.758
8	12:20:34.744	50.170	17.917	16.454	15.799	3	12:16:26.163	51.948	19.139	16.731	16.078
9	12:21:25.905	51.161	18.151	16.592	16.418	4	12:17:17.479	51.316	18.516	16.678	16.122
10	12:22:16.776	50.871	18.206	16.626	16.039	5	12:18:08.113	50.634	18.059	16.459	16.116
11	12:23:07.985	51.209	18.226	16.649	16.334	6	12:18:59.609	51.496	18.489	16.974	16.033
(608) Xen DE RUWE						7	12:19:49.748	50.139	17.867	16.422	15.850
1	12:14:40.386	52.649	19.451	16.974	16.224	8	12:20:40.160	50.412	17.920	16.473	16.019
2	12:15:31.632	51.246	18.377	16.743	16.126	9	12:21:30.388	50.228	17.836	16.532	15.860
3	12:16:22.603	50.971	18.360	16.611	16.000	10	12:22:20.496	50.108	17.836	16.371	15.901
4	12:17:13.146	50.543	18.139	16.499	15.905	11	12:23:11.289	50.793	17.938	16.483	16.372
5	12:18:03.683	50.537	18.071	16.539	15.927	(618) Thomas SMITH					
6	12:18:54.032	50.349	17.994	16.445	15.910	1	12:14:44.442	56.065	21.312	18.232	16.521
7	12:19:44.348	50.316	17.988	16.421	15.907	2	12:15:35.750	51.308	18.355	16.791	16.162
8	12:20:34.590	50.242	17.971	16.411	15.860	3	12:16:30.089	54.339	18.366	18.352	17.621
9	12:21:26.195	51.605	18.429	16.565	16.611	4	12:17:20.628	50.539	18.133	16.536	15.870
10	12:22:16.835	50.640	18.103	16.608	15.929	5	12:18:10.864	50.236	17.868	16.411	15.957
11	12:23:08.020	51.185	18.238	16.699	16.248	6	12:19:01.480	50.616	17.942	16.420	16.254
(623) Lucas ORROCK						7	12:19:51.518	50.038	17.788	16.351	15.899
1	12:14:42.550	54.166	20.830	17.099	16.237	8	12:20:41.844	50.326	17.970	16.426	15.930
2	12:15:34.093	51.543	18.192	16.930	16.421	9	12:21:31.934	50.090	17.848	16.342	15.900
3	12:16:24.794	50.701	18.151	16.606	15.944	10	12:22:22.067	50.133	17.854	16.418	15.861
4	12:17:15.337	50.543	17.980	16.560	16.003	11	12:23:12.142	50.075	17.804	16.407	15.864
5	12:18:05.720	50.383	17.862	16.560	15.961	(621) Sascha Pio HAIDA					
6	12:18:56.083	50.363	17.819	16.579	15.965	1	12:14:44.191	56.170	21.312	18.145	16.713
7	12:19:46.394	50.311	17.819	16.567	15.925	2	12:15:35.644	51.453	18.195	16.912	16.346
8	12:20:36.668	50.274	17.861	16.480	15.933	3	12:16:27.245	51.601	18.685	16.770	16.146
9	12:21:26.990	50.322	17.849	16.518	15.955	4	12:17:17.870	50.625	18.082	16.607	15.936
10	12:22:17.317	50.327	17.890	16.491	15.946	5	12:18:08.262	50.392	17.901	16.499	15.992
11	12:23:08.221	50.904	18.154	16.622	16.128	6	12:18:58.714	50.452	18.138	16.444	15.870
(603) Jules SZYMKOWIAK						7	12:19:48.976	50.262	17.929	16.503	15.830
1	12:14:43.266	55.016	21.058	17.714	16.244	8	12:20:39.538	50.562	18.183	16.588	15.791
2	12:15:34.362	51.096	18.105	16.679	16.312	9	12:21:29.720	50.182	17.974	16.405	15.803
3	12:16:25.548	51.186	18.530	16.684	15.972	10	12:22:20.078	50.358	17.911	16.501	15.946
4	12:17:15.881	50.333	17.938	16.469	15.926	11	12:23:12.376	52.298	17.920	16.428	17.950
5	12:18:06.198	50.317	17.886	16.540	15.891	(607) Kevin LUDI					
6	12:18:56.819	50.621	18.191	16.482	15.948	1	12:14:44.803	56.251	21.647	18.071	16.533
7	12:19:46.926	50.107	17.884	16.349	15.874	2	12:15:36.479	51.676	18.405	16.838	16.433
8	12:20:37.101	50.175	17.852	16.374	15.949	3	12:16:29.316	52.837	18.700	17.462	16.675
9	12:21:27.221	50.120	17.830	16.336	15.954	4	12:17:20.022	50.706	18.150	16.605	15.951
10	12:22:17.624	50.403	17.861	16.548	15.994	5	12:18:10.660	50.638	18.120	16.562	15.956
11	12:23:08.355	50.731	17.998	16.727	16.006	6	12:19:00.926	50.266	17.945	16.428	15.893
(604) Patrick PEARCE						7	12:19:51.369	50.443	17.986	16.541	15.916
1	12:14:43.888	55.377	21.050	17.821	16.506	8	12:20:42.086	50.717	18.281	16.431	16.005
2	12:15:35.021	51.133	18.229	16.713	16.191	9	12:21:32.186	50.100	17.849	16.407	15.844
3	12:16:26.280	51.259	18.542	16.729	15.988	10	12:22:22.318	50.132	17.894	16.372	15.866
4	12:17:17.048	50.768	18.127	16.597	16.044	11	12:23:12.895	50.577	18.063	16.406	16.108
5	12:18:07.545	50.497	17.901	16.514	16.082	(632) Antoine LEPESQUEUX					
6	12:18:57.742	50.197	17.805	16.456	15.936	1	12:14:40.945	53.006	19.797	16.967	16.242



Rotax Euro Challenge 2012 Wackersdorf

Rotax DD2

Wackersdorf 1,275 Km

RACE 7 Qualifying Heat 1

12.05.2012 12:10

Race (11 Laps) started at 12:13:47

Lap	Time of Day	Lap Tm	S1 Tm	S2 Tm	S3 Tm	Lap	Time of Day	Lap Tm	S1 Tm	S2 Tm	S3 Tm	
2	12:15:34.101	53.156	18.687	17.655	16.814	10	12:22:31.937	51.151	18.553	16.622	15.976	
3	12:16:25.048	50.947	18.477	16.486	15.984	11	12:23:23.265	51.328	17.918	16.590	16.820	
4	12:17:15.637	50.589	17.989	16.571	16.029							
5	12:18:06.054	50.417	17.844	16.628	15.945							
6	12:18:56.989	50.935	18.623	16.410	15.902	(622) Dzmityr RYMASHEUSKI	1	12:14:47.430	57.944	23.013	18.427	16.504
7	12:19:47.394	50.405	17.923	16.479	16.003	2	12:15:39.828	52.398	19.106	17.035	16.257	
8	12:20:37.762	50.368	17.836	16.529	16.003	3	12:16:31.927	52.099	18.641	16.977	16.481	
9	12:21:28.682	50.920	18.391	16.547	15.982	4	12:17:25.365	53.438	20.222	16.739	16.477	
10	12:22:19.303	50.621	17.866	16.614	16.141	5	12:18:17.482	52.117	19.358	16.797	15.962	
11	12:23:17.574	58.271	18.435	16.542	23.294	6	12:19:08.514	51.032	18.497	16.576	15.959	
						7	12:20:00.595	52.081	18.634	16.732	16.715	
(624) Haralds GARKAKLIS						8	12:20:52.371	51.776	18.599	16.915	16.262	
1	12:14:44.372	55.605	21.124	17.844	16.637	9	12:21:43.381	51.010	18.160	16.687	16.163	
2	12:15:36.981	52.609	18.558	16.935	17.116	10	12:22:34.107	50.726	18.059	16.647	16.020	
3	12:16:30.777	53.796	18.899	17.158	17.739	11	12:23:24.749	50.642	17.991	16.618	16.033	
4	12:17:23.715	52.938	18.958	17.661	16.319							
5	12:18:14.491	50.776	18.221	16.596	15.959	(617) Martin GATZ	1	12:14:47.830	57.950	22.465	18.866	16.619
6	12:19:04.758	50.267	17.891	16.435	15.941	2	12:15:40.467	52.637	19.228	17.216	16.193	
7	12:19:55.131	50.373	17.820	16.447	16.106	3	12:16:32.460	51.993	18.690	17.044	16.259	
8	12:20:45.743	50.612	17.936	16.664	16.012	4	12:17:25.239	52.779	19.902	16.768	16.109	
9	12:21:36.907	51.164	18.476	16.620	16.068	5	12:18:17.255	52.016	18.750	16.665	16.601	
10	12:22:27.290	50.383	17.913	16.504	15.966	6	12:19:08.090	50.835	18.224	16.609	16.002	
11	12:23:17.693	50.403	17.987	16.491	15.925	7	12:19:59.971	51.881	18.777	16.914	16.190	
						8	12:20:52.431	52.460	18.699	16.873	16.888	
(625) Igor MUKHIN (MASTER)						9	12:21:43.879	51.448	18.288	17.000	16.160	
1	12:14:46.098	57.260	21.856	18.585	16.819	10	12:22:34.509	50.630	18.036	16.523	16.071	
2	12:15:37.727	51.629	18.727	16.911	15.991	11	12:23:25.101	50.592	17.978	16.505	16.109	
3	12:16:30.643	52.916	18.447	17.029	17.440							
4	12:17:22.389	51.746	18.771	16.737	16.238	(639) Marcel SCHIRMER	1	12:14:46.802	57.430	22.163	18.132	17.135
5	12:18:13.065	50.676	17.936	16.668	16.072	2	12:15:39.991	53.189	19.832	17.188	16.169	
6	12:19:03.415	50.350	17.934	16.521	15.895	3	12:16:32.093	52.102	18.787	17.033	16.282	
7	12:19:54.806	51.391	17.999	16.649	16.743	4	12:17:25.159	53.066	19.195	16.877	16.994	
8	12:20:45.270	50.464	17.985	16.470	16.009	5	12:18:17.149	51.990	18.645	16.744	16.601	
9	12:21:37.269	51.999	18.750	16.819	16.430	6	12:19:11.230	54.081	21.368	16.745	15.968	
10	12:22:27.747	50.478	17.976	16.539	15.963	7	12:20:02.041	50.811	18.060	16.639	16.112	
11	12:23:18.077	50.330	17.946	16.527	15.857	8	12:20:53.722	51.681	18.390	16.738	16.553	
						9	12:21:44.558	50.836	18.261	16.675	15.900	
(646) Dennis KROES (MASTER)						10	12:22:35.088	50.530	17.935	16.564	16.031	
1	12:14:46.341	57.388	22.405	18.080	16.903	11	12:23:25.485	50.397	17.961	16.525	15.911	
2	12:15:38.627	52.286	18.765	17.155	16.366							
3	12:16:31.319	52.692	19.018	16.896	16.778	(626) Eugene BRITZ	1	12:14:47.208	57.492	22.236	18.416	16.840
4	12:17:23.461	52.142	18.911	17.030	16.201	2	12:15:39.259	52.051	18.768	17.046	16.237	
5	12:18:14.837	51.376	18.649	16.686	16.041	3	12:16:31.713	52.454	18.719	16.898	16.837	
6	12:19:05.660	50.823	18.146	16.654	16.023	4	12:17:25.091	53.378	19.328	16.777	17.273	
7	12:19:56.493	50.833	18.040	16.715	16.078	5	12:18:18.558	53.467	19.455	17.174	16.838	
8	12:20:48.275	51.782	18.600	17.094	16.088	6	12:19:09.365	50.807	18.022	16.727	16.058	
9	12:21:39.491	51.216	18.100	16.974	16.142	7	12:20:00.629	51.264	18.168	16.746	16.350	
10	12:22:30.339	50.848	18.129	16.660	16.059	8	12:20:52.539	51.910	18.267	16.900	16.743	
11	12:23:21.361	51.022	18.221	16.644	16.157	9	12:21:44.161	51.622	18.285	17.213	16.124	
						10	12:22:35.526	51.365	18.077	16.933	16.355	
(612) Maximilian FLEISCHMANN						11	12:23:26.096	50.570	18.004	16.608	15.958	
1	12:14:46.859	57.527	22.642	18.119	16.766							
2	12:15:38.966	52.107	18.938	16.874	16.295	(636) Tamsin GERMAIN (MASTER)	1	12:14:51.260	1:01.403	22.890	19.572	18.941
3	12:16:31.405	52.439	18.826	16.922	16.691	2	12:15:42.951	51.691	18.734	16.871	16.086	
4	12:17:24.136	52.731	19.038	16.969	16.724	3	12:16:33.849	50.898	18.149	16.710	16.039	
5	12:18:15.133	50.997	18.172	16.744	16.081	4	12:17:30.377	56.528	21.404	19.031	16.093	
6	12:19:06.035	50.902	18.044	16.633	16.225	5	12:18:20.963	50.586	18.160	16.506	15.920	
7	12:19:56.723	50.688	17.949	16.573	16.166	6	12:19:11.693	50.730	18.129	16.622	15.979	
8	12:20:49.242	52.519	18.403	17.921	16.195	7	12:20:02.462	50.769	18.070	16.583	16.116	
9	12:21:40.855	51.613	17.993	17.054	16.566	8	12:20:54.136	51.674	18.067	16.868	16.739	
10	12:22:32.123	51.268	18.640	16.709	15.919	9	12:21:45.925	51.789	18.963	16.837	15.989	
11	12:23:22.983	50.860	17.936	16.536	16.388	10	12:22:36.769	50.844	18.188	16.617	16.039	
						11	12:23:27.576	50.807	18.133	16.506	16.168	
(644) Erwin MONTFOORT												
1	12:14:45.500	56.615	21.824	18.208	16.583	(648) Carl CLEIRBAUT	1	12:14:48.583	57.773	21.960	18.835	16.978
2	12:15:37.078	51.578	18.529	16.793	16.256	2	12:15:40.967	52.384	18.740	17.244	16.400	
3	12:16:31.643	54.565	18.749	17.004	18.812	3	12:16:33.019	52.052	18.422	17.155	16.475	
4	12:17:25.275	53.632	20.038	16.790	16.804	4	12:17:26.446	53.427	19.549	17.396	16.482	
5	12:18:17.418	52.143	19.098	16.669	16.376							
6	12:19:08.252	50.834	18.356	16.523	15.955							
7	12:19:59.393	51.141	18.488	16.590	16.063							
8	12:20:49.863	50.470	17.958	16.510	16.002							
9	12:21:40.786	50.923	17.921	16.639	16.363							





Rotax Euro Challenge 2012 Wackersdorf

Rotax DD2

Wackersdorf 1,275 Km

RACE 7 Qualifying Heat 1

12.05.2012 12:10

Race (11 Laps) started at 12:13:47

Lap	Time of Day	Lap Tm	S1 Tm	S2 Tm	S3 Tm	Lap	Time of Day	Lap Tm	S1 Tm	S2 Tm	S3 Tm
5	12:18:19.097	52.651	19.153	17.189	16.309	(656) Bastian KRAPOTH					
6	12:19:10.430	51.333	18.350	16.890	16.093	1	12:14:46.779	57.644	22.683	18.061	16.900
7	12:20:01.413	50.983	18.077	16.793	16.113	2	12:15:38.858	52.079	18.654	17.045	16.380
8	12:20:53.047	51.634	18.092	17.035	16.507	3	12:16:31.265	52.407	18.518	16.703	17.186
9	12:21:45.470	52.423	18.068	17.981	16.374	4	12:17:23.323	52.058	18.805	17.064	16.189
10	12:22:36.700	51.230	18.038	16.961	16.231	5	12:18:14.025	50.702	18.153	16.501	16.048
11	12:23:27.963	51.263	18.411	16.685	16.167	6	12:19:04.936	50.911	18.074	16.563	16.274

(653) Bart NUY (MASTER)					
1	12:14:49.194	58.998	22.434	19.429	17.135
2	12:15:41.605	52.411	18.765	17.129	16.517
3	12:16:33.631	52.026	18.674	17.038	16.314
4	12:17:26.603	52.972	19.220	17.253	16.499
5	12:18:18.635	52.032	18.835	16.812	16.385
6	12:19:10.119	51.484	18.651	16.682	16.151
7	12:20:01.878	51.759	18.303	17.115	16.341
8	12:20:54.328	52.450	18.199	16.930	17.321
9	12:21:46.409	52.081	18.660	17.107	16.314
10	12:22:37.591	51.182	18.156	16.788	16.238
11	12:23:28.762	51.171	18.342	16.673	16.156

(634) Nikita KHUDOV					
1	12:14:49.504	58.620	22.389	18.935	17.296
2	12:15:41.988	52.484	18.778	17.260	16.446
3	12:16:34.376	52.388	18.681	16.971	16.736

(635) Chris GROEN (MASTER)					
1	12:14:51.682	1:00.631	23.605	18.480	18.546
2	12:15:44.667	52.985	18.919	17.348	16.718
3	12:16:37.513	52.846	18.818	17.146	16.882
4	12:17:31.742	54.229	19.042	18.136	17.051
5	12:18:25.256	53.514	19.037	17.456	17.021
6	12:19:18.704	53.448	19.140	17.322	16.986
7	12:20:12.693	53.989	19.210	17.603	17.176
8	12:21:07.580	54.887	19.089	18.405	17.393
9	12:22:01.274	53.694	19.234	17.415	17.045
10	12:22:54.737	53.463	19.126	17.324	17.013
11	12:23:48.503	53.766	19.121	17.487	17.158

(643) Tom DIELISSSEN					
1	12:14:45.359	56.683	21.685	18.308	16.690
2	12:15:37.057	51.698	18.314	16.762	16.622
3	12:16:30.576	53.519	18.628	17.118	17.773
4	12:17:22.043	51.467	18.646	16.713	16.108
5	12:18:12.534	50.491	17.969	16.478	16.044
6	12:19:03.175	50.641	18.038	16.522	16.081
7	12:19:53.960	50.785	17.970	16.563	16.252
8	12:20:44.954	50.994	17.951	16.591	16.452
9	12:21:45.429	1:00.475	20.331	19.920	20.224

(630) Lorenzo SCATIGNA					
1	12:14:45.901	56.861	22.176	17.919	16.766
2	12:15:38.451	52.550	19.043	17.174	16.333
3	12:16:30.952	52.501	18.289	16.762	17.450
4	12:17:22.903	51.951	18.902	16.929	16.120
5	12:18:13.365	50.462	17.996	16.497	15.969
6	12:19:04.003	50.638	17.925	16.577	16.136
7	12:19:54.445	50.442	17.848	16.388	16.206
8	12:20:45.189	50.744	17.849	16.399	16.496

(620) Florent LAMBERT (MASTER)					
1	12:14:47.358	57.150	21.679	18.856	16.615
2	12:15:39.746	52.388	18.999	17.038	16.351
3	12:16:31.801	52.055	18.580	16.833	16.642
4	12:17:24.261	52.460	18.898	16.906	16.656
5	12:18:15.617	51.356	18.429	16.774	16.153
6	12:19:06.743	51.126	18.245	16.719	16.162
7	12:19:57.661	50.918	18.187	16.719	16.012

(652) Harry DRYSDALE					
1	12:14:48.143	58.499	23.461	18.429	16.609
2	12:15:40.289	52.146	18.805	17.163	16.178
3	12:16:32.612	52.323	18.752	17.004	16.567
4	12:17:25.772	53.160	19.849	17.161	16.150
5	12:18:18.252	52.480	19.196	16.812	16.472
6	12:19:08.825	50.573	18.159	16.471	15.943
7	12:20:00.186	51.361	18.512	16.711	16.138



Rotax Euro Challenge 2012 Wackersdorf

Rotax DD2 Wackersdorf 1,275 Km

RACE 14 Qualifying Heat 2 12.05.2012 15:00


Race (11 Laps) started at 15:02:18

Pos	No.	Name	Nat.	Chassis	Race Team	Laps	Total Tm	Diff	Best Tm	In Lap	km/h	Points
1	608	Xen DE RUWE	BEL	Formula K	Formula K Europe	11	9:19.990		50.207	7	91,422	0
2	655	Sandro LUKOVIC	AUT	Intrepid	Sportstil	11	9:20.335	0.345	50.330	7	91,198	2
3	603	Jules SZYMKOWIAK	BEL	Zanardi	G-Star Raw Racing	11	9:20.664	0.674	50.039	9	91,728	3
4	649	Miika LAIHO	FIN	Tonykart	MPT Racing	11	9:20.995	1.005	50.184	10	91,463	4
5	618	Thomas SMITH	DEN	Kosmic	Star Karting	11	9:21.345	1.355	49.946	9	91,899	5
6	632	Antoine LEPESQUEUX	FRA	Sodikart	Sodikart Junior Team	11	9:21.421	1.431	49.972	9	91,851	6
7	602	Mathias DETIGE	BEL	Tonykart	Bouvin Power	11	9:22.009	2.019	49.982	9	91,833	7
8	607	Kevin LUDI	SUI	Birel	Spirit Racing	11	9:22.373	2.383	50.045	9	91,717	8
9	627	Fred ALLIKSAAR	EST	Zanardi	G-Star Raw Racing	11	9:23.126	3.136	50.051	10	91,706	9
10	623	Lucas ORROCK	GBR	Kosmic	Paul Carr Racing	11	9:24.005	4.015	50.165	10	91,498	10
11	621	Sascha Pio HAIDA	GER	Birel	Haida Motorsport	11	9:24.762	4.772	50.312	9	91,231	11
12	604	Patrick PEARCE	GBR	Tonykart	Tatum Racing	11	9:25.030	5.040	50.115	7	91,589	12
13	624	Haralds GARKAKLIS	LAT	Gillard	DFK	11	9:26.528	6.538	50.283	7	91,283	13
14	643	Tom DIELISSSEN	NED	CRG	CRG Holland	11	9:27.006	7.016	50.361	7	91,142	14
15	612	Maximilian FLEISCHMANN	GER	CRG	Motorsport Fleischmann	11	9:27.829	7.839	50.445	6	90,990	15
16	644	Erwin MONTFOORT	NED	Maddox	Montfoort Motorsport	11	9:28.015	8.025	50.492	7	90,905	16
17	630	Lorenzo SCATIGNA	ITA	Haase	TBA	11	9:28.157	8.167	50.159	7	91,509	17
18	625	Igor MUKHIN (MASTER)	RUS	Formula K	Formula K Europe	11	9:30.580	10.590	50.432	10	91,014	18
19	656	Bastian KRAPOTH	GER	Formula K	Kartschmie.de11	11	9:33.563	13.573	51.161	10	89,717	19
20	639	Marcel SCHIRMER	GER	Intrepid	KM Racing	11	9:33.631	13.641	50.862	4	90,244	20
21	652	Harry DRYSDALE	GBR	Tonykart	Tatum Racing	11	9:33.765	13.775	50.440	4	90,999	21
22	626	Eugene BRITZ	RSA	Formula K	Formula K Europe	11	9:34.266	14.276	50.451	4	90,979	22
23	617	Martin GATZ	GER	Zanardi	Matis Motorsport	11	9:34.528	14.538	50.689	7	90,552	23
24	622	Dzmitry RYMASHEUSKI	BLR	Intrepid	Talvar Racing	11	9:39.613	19.623	50.497	8	90,896	24
25	646	Dennis KROES (MASTER)	NED	Tonykart	Team Kroes	11	9:40.617	20.627	50.893	8	90,189	25
26	653	Bart NUY (MASTER)	NED	Intrepid	Team TKP	11	9:41.805	21.815	51.278	8	89,512	26
27	636	Tamsin GERMAIN (MASTER)	GBR	Gillard	DG Racing	11	9:41.973	21.983	50.714	8	90,508	27
28	635	Chris GROEN (MASTER)	NED	Tonykart	Team Kroes	11	9:43.846	23.856	51.509	8	89,111	28
29	620	Florent LAMBERT (MASTER)	GBR	Tonykart	Tatum Racing	11	9:54.191	34.201	50.969	9	90,055	29
30	634	Nikita KHUDOV	RUS	Zanardi	G-Star Raw Racing	11	10:08.492	48.502	51.773	5	88,656	30
31	648	Carl CLEIRBAUT (Master)	BEL	Praga	Brand Racing	10	9:11.211	1 Lap	51.035	8	89,938	31

Not classified												
DNS	651	Maxime GRAVOUILLE	FRA	Sodikart	Kart Pro Racing			DNS		0	-	33

Announcements
 These results are provisional until the conclusion of any judicial and technical matters
 No. 646 warning board
 Started: 31 Classified: 31 Not classified: 0

Margin of Victory	Ø km/h	Best Lap Tm	km/h	Best Lap by
0.345	90,162	49.946	91,899	618 - Thomas SMITH

Timekeeping Ingrid and Meik Wagner:  Clerk of the course Nigel Edwards: www.mylaps.com
 Steward (Chairman) Horst Seidel: Chief Scrutineer Paul Klaassen: Licensed to: Motorsport Events
 Printed: 12.05.2012 15:13:44 posted at: h



Rotax Euro Challenge 2012 Wackersdorf

Rotax DD2

Wackersdorf 1,275 Km

RACE 14 Qualifying Heat 2

12.05.2012 15:00

Race (11 Laps) started at 15:02:18

Lap	Time of Day	Lap Tm	S1 Tm	S2 Tm	S3 Tm	Lap	Time of Day	Lap Tm	S1 Tm	S2 Tm	S3 Tm
(608) Xen DE RUWE						7	15:08:19.635	50.177	17.752	16.576	15.849
1	15:03:11.373	52.537	19.253	17.021	16.263	8	15:09:09.677	50.042	17.767	16.404	15.871
2	15:04:02.780	51.407	18.332	16.913	16.162	9	15:09:59.649	49.972	17.711	16.438	15.823
3	15:04:53.720	50.940	18.117	16.734	16.089	10	15:10:49.807	50.158	17.856	16.431	15.871
4	15:05:45.714	51.994	19.227	16.877	15.890	11	15:11:40.257	50.450	17.786	16.392	16.272
5	15:06:35.983	50.269	17.863	16.517	15.889	(602) Mathias DETIGE					
6	15:07:26.259	50.276	17.862	16.481	15.933	1	15:03:14.167	54.931	21.372	17.254	16.305
7	15:08:16.466	50.207	17.807	16.488	15.912	2	15:04:06.503	52.336	18.747	17.238	16.351
8	15:09:07.107	50.641	17.938	16.610	16.093	3	15:04:57.659	51.156	18.493	16.690	15.973
9	15:09:57.522	50.415	17.945	16.626	15.844	4	15:05:49.327	51.668	18.308	16.846	16.514
10	15:10:47.798	50.276	17.753	16.583	15.940	5	15:06:39.618	50.291	18.065	16.385	15.841
11	15:11:38.826	51.028	18.322	16.633	16.073	6	15:07:29.812	50.194	17.848	16.442	15.904
(655) Sandro LUKOVIC						7	15:08:20.011	50.199	17.816	16.578	15.805
1	15:03:11.801	52.876	19.540	17.015	16.321	8	15:09:10.437	50.426	18.032	16.490	15.904
2	15:04:03.042	51.241	18.238	16.896	16.107	9	15:10:00.419	49.982	17.766	16.392	15.824
3	15:04:53.920	50.878	18.187	16.620	16.071	10	15:10:50.424	50.005	17.808	16.366	15.831
4	15:05:44.778	50.858	18.182	16.570	16.106	11	15:11:40.845	50.421	17.904	16.536	15.981
5	15:06:35.463	50.685	18.051	16.582	16.052	(607) Kevin LUDI					
6	15:07:25.839	50.376	17.878	16.501	15.997	1	15:03:14.440	55.025	21.823	17.096	16.106
7	15:08:16.169	50.330	17.834	16.521	15.975	2	15:04:06.174	51.734	18.598	16.954	16.182
8	15:09:06.747	50.578	17.882	16.579	16.117	3	15:04:57.460	51.286	18.654	16.682	15.950
9	15:09:57.236	50.489	18.002	16.520	15.967	4	15:05:49.132	51.672	18.391	16.783	16.498
10	15:10:47.666	50.430	17.831	16.562	16.037	5	15:06:39.484	50.352	17.988	16.470	15.894
11	15:11:39.171	51.505	18.679	16.744	16.082	6	15:07:30.037	50.553	18.076	16.663	15.814
(603) Jules SZYMKOWIAK						7	15:08:20.279	50.242	17.858	16.481	15.903
1	15:03:13.005	53.829	20.279	17.203	16.347	8	15:09:10.798	50.519	18.015	16.643	15.861
2	15:04:04.555	51.550	18.125	16.733	16.692	9	15:10:00.843	50.045	17.755	16.439	15.851
3	15:04:55.680	51.125	18.358	16.691	16.076	10	15:10:51.017	50.174	17.811	16.524	15.839
4	15:05:46.284	50.604	18.001	16.627	15.976	11	15:11:41.209	50.192	17.836	16.468	15.888
5	15:06:36.575	50.291	17.821	16.503	15.967	(627) Fred ALLIKSAAR					
6	15:07:26.885	50.310	17.804	16.619	15.887	1	15:03:15.356	56.280	20.176	17.221	18.883
7	15:08:17.040	50.155	17.854	16.389	15.912	2	15:04:07.125	51.769	18.592	16.749	16.428
8	15:09:07.897	50.857	17.781	16.445	16.631	3	15:04:58.288	51.163	18.287	16.805	16.071
9	15:09:57.936	50.039	17.826	16.391	15.822	4	15:05:49.581	51.293	18.005	16.975	16.313
10	15:10:48.183	50.247	17.804	16.497	15.946	5	15:06:40.429	50.848	18.136	16.716	15.996
11	15:11:39.500	51.317	18.594	16.621	16.102	6	15:07:30.639	50.210	17.866	16.448	15.896
(649) Miika LAIHO						7	15:08:20.761	50.122	17.721	16.526	15.875
1	15:03:12.060	53.177	19.857	17.065	16.255	8	15:09:11.473	50.712	17.727	16.626	16.359
2	15:04:03.197	51.137	18.106	16.978	16.053	9	15:10:01.625	50.152	17.865	16.417	15.870
3	15:04:54.145	50.948	18.154	16.742	16.052	10	15:10:51.676	50.051	17.688	16.522	15.841
4	15:05:45.238	51.093	18.353	16.677	16.063	11	15:11:41.962	50.286	17.946	16.469	15.871
5	15:06:35.642	50.404	17.816	16.588	16.000	(623) Lucas ORROCK					
6	15:07:26.074	50.432	17.903	16.565	15.964	1	15:03:13.238	53.929	20.403	17.099	16.427
7	15:08:16.285	50.211	17.808	16.486	15.917	2	15:04:05.502	52.264	18.274	16.911	17.079
8	15:09:07.231	50.946	17.908	16.685	16.353	3	15:04:58.057	52.555	19.801	16.746	16.008
9	15:09:57.786	50.555	17.952	16.694	15.909	4	15:05:49.790	51.733	18.086	17.345	16.302
10	15:10:47.970	50.184	17.764	16.513	15.907	5	15:06:40.947	51.157	18.456	16.772	15.929
11	15:11:39.831	51.861	18.559	16.719	16.583	6	15:07:31.244	50.297	17.949	16.433	15.915
(618) Thomas SMITH						7	15:08:21.619	50.375	17.912	16.554	15.909
1	15:03:14.046	54.769	21.103	17.277	16.389	8	15:09:12.003	50.384	17.914	16.505	15.965
2	15:04:05.385	51.339	18.115	16.671	16.553	9	15:10:02.407	50.404	17.800	16.542	16.062
3	15:04:56.836	51.451	18.716	16.673	16.062	10	15:10:52.572	50.165	17.775	16.488	15.902
4	15:05:47.570	50.734	18.224	16.585	15.925	11	15:11:42.841	50.269	17.810	16.511	15.948
5	15:06:37.855	50.285	17.918	16.427	15.940	(621) Sascha Pio HAIDA					
6	15:07:28.037	50.182	17.837	16.430	15.915	1	15:03:12.460	53.460	20.012	17.245	16.203
7	15:08:18.176	50.139	17.787	16.524	15.828	2	15:04:04.603	52.143	18.358	16.876	16.909
8	15:09:08.375	50.199	17.820	16.508	15.871	3	15:04:56.605	52.002	18.652	16.918	16.432
9	15:09:58.321	49.946	17.747	16.406	15.793	4	15:05:49.498	52.893	18.629	17.239	17.025
10	15:10:48.324	50.003	17.677	16.466	15.860	5	15:06:40.592	51.094	18.566	16.641	15.887
11	15:11:40.181	51.857	18.657	16.600	16.600	6	15:07:31.062	50.470	17.976	16.551	15.943
(632) Antoine LEPESQUEUX						7	15:08:21.896	50.834	18.270	16.601	15.963
1	15:03:13.526	54.565	21.003	17.152	16.410	8	15:09:12.365	50.469	18.158	16.434	15.877
2	15:04:05.446	51.920	18.170	16.880	16.870	9	15:10:02.677	50.312	17.856	16.515	15.941
3	15:04:56.949	51.503	18.849	16.692	15.962	10	15:10:53.218	50.541	18.139	16.515	15.887
4	15:05:48.612	51.663	18.718	16.698	16.247	11	15:11:43.598	50.380	17.805	16.664	15.911
5	15:06:38.949	50.337	17.892	16.523	15.922	(604) Patrick PEARCE					
6	15:07:29.458	50.509	17.844	16.446	16.219	1	15:03:14.275	54.866	21.464	17.189	16.213



Rotax Euro Challenge 2012 Wackersdorf

Rotax DD2

Wackersdorf 1,275 Km

RACE 14 Qualifying Heat 2

12.05.2012 15:00

Race (11 Laps) started at 15:02:18

Lap	Time of Day	Lap Tm	S1 Tm	S2 Tm	S3 Tm	Lap	Time of Day	Lap Tm	S1 Tm	S2 Tm	S3 Tm
2	15:04:05.597	51.322	18.444	16.707	16.171	10	15:10:56.706	51.663	17.933	16.652	17.078
3	15:04:57.174	51.577	18.975	16.676	15.926	11	15:11:46.993	50.287	17.854	16.480	15.953
4	15:05:48.432	51.258	18.378	16.724	16.156	(625) Igor MUKHIN (MASTER)					
5	15:06:38.771	50.339	17.859	16.541	15.939	1	15:03:19.262	59.245	23.803	18.406	17.036
6	15:07:29.735	50.964	17.880	16.445	16.639	2	15:04:10.725	51.463	18.445	17.055	15.963
7	15:08:19.850	50.115	17.786	16.507	15.822	3	15:05:02.293	51.568	18.162	16.811	16.595
8	15:09:11.783	51.933	18.350	16.967	16.616	4	15:05:53.587	51.294	18.326	16.676	16.292
9	15:10:02.604	50.821	17.901	16.568	16.352	5	15:06:44.366	50.779	18.124	16.639	16.016
10	15:10:53.537	50.933	18.374	16.625	15.934	6	15:07:35.158	50.792	18.062	16.695	16.035
11	15:11:43.866	50.329	17.865	16.490	15.974	7	15:08:26.039	50.881	18.409	16.617	15.855
(624) Haralds GARKAKLIS						8	15:09:16.886	50.847	18.447	16.566	15.834
1	15:03:15.861	55.937	22.448	17.091	16.398	9	15:10:08.367	51.481	18.804	16.712	15.965
2	15:04:07.601	51.740	18.809	16.712	16.219	10	15:10:58.799	50.432	17.879	16.606	15.947
3	15:04:58.606	51.005	18.324	16.706	15.975	11	15:11:49.416	50.617	17.903	16.671	16.043
4	15:05:49.960	51.354	17.874	16.836	16.644	(656) Bastian KRAPOTH					
5	15:06:41.962	52.002	18.777	16.977	16.248	1	15:03:16.505	56.622	22.810	17.292	16.520
6	15:07:32.353	50.391	17.771	16.693	15.927	2	15:04:08.836	52.331	18.952	17.066	16.313
7	15:08:22.636	50.283	17.769	16.572	15.942	3	15:05:00.227	51.391	18.231	16.826	16.334
8	15:09:13.420	50.784	18.057	16.603	16.124	4	15:05:51.502	51.275	18.282	16.769	16.224
9	15:10:04.565	51.145	18.450	16.615	16.080	5	15:06:43.323	51.821	18.294	16.659	16.868
10	15:10:54.966	50.401	17.774	16.608	16.019	6	15:07:34.488	51.165	18.232	16.753	16.180
11	15:11:45.364	50.398	17.781	16.538	16.079	7	15:08:25.965	51.477	18.109	16.819	16.549
(643) Tom DIELISSSEN						8	15:09:17.785	51.820	18.839	16.849	16.132
1	15:03:15.649	56.015	22.156	17.346	16.513	9	15:10:09.853	52.068	19.042	16.843	16.183
2	15:04:08.055	52.406	19.232	17.019	16.155	10	15:11:01.014	51.161	18.199	16.684	16.278
3	15:04:59.139	51.084	18.251	16.822	16.011	11	15:11:52.399	51.385	18.226	16.867	16.292
4	15:05:50.800	51.661	18.023	16.716	16.922	(639) Marcel SCHIRMER					
5	15:06:42.110	51.310	18.241	16.847	16.222	1	15:03:17.944	57.674	23.487	17.875	16.312
6	15:07:33.016	50.906	17.853	16.963	16.090	2	15:04:10.164	52.220	18.384	16.899	16.937
7	15:08:23.377	50.361	17.894	16.499	15.968	3	15:05:01.164	51.000	18.210	16.781	16.009
8	15:09:13.955	50.578	17.959	16.553	16.066	4	15:05:52.026	50.862	18.077	16.741	16.044
9	15:10:04.913	50.958	18.063	16.782	16.113	5	15:06:43.599	51.573	18.516	16.726	16.331
10	15:10:55.386	50.473	17.868	16.533	16.072	6	15:07:34.985	51.386	18.409	16.761	16.216
11	15:11:45.842	50.456	17.851	16.572	16.033	7	15:08:26.370	51.385	18.839	16.665	15.881
(612) Maximilian FLEISCHMANN						8	15:09:17.899	51.529	18.470	17.027	16.032
1	15:03:17.127	56.852	23.330	17.236	16.286	9	15:10:10.247	52.348	19.437	16.884	16.027
2	15:04:08.900	51.773	18.416	17.171	16.186	10	15:11:01.148	50.901	18.218	16.632	16.051
3	15:05:00.289	51.389	18.386	16.754	16.249	11	15:11:52.467	51.319	18.520	16.757	16.042
4	15:05:51.578	51.289	18.363	16.825	16.101	(652) Harry DRYSDALE					
5	15:06:42.972	51.394	18.456	16.621	16.317	1	15:03:20.834	1:00.374	23.461	19.777	17.136
6	15:07:33.417	50.445	17.864	16.540	16.041	2	15:04:13.339	52.505	18.872	17.447	16.186
7	15:08:23.999	50.582	18.022	16.643	15.917	3	15:05:04.380	51.041	18.106	16.889	16.046
8	15:09:14.583	50.584	17.961	16.615	16.008	4	15:05:54.820	50.440	17.926	16.572	15.942
9	15:10:05.159	50.576	18.018	16.533	16.025	5	15:06:46.134	51.314	18.625	16.753	15.936
10	15:10:56.134	50.975	17.966	16.637	16.372	6	15:07:37.261	51.127	18.576	16.626	15.925
11	15:11:46.665	50.531	17.866	16.557	16.108	7	15:08:28.136	50.875	18.261	16.700	15.914
(644) Erwin MONTFOORT						8	15:09:18.746	50.610	17.993	16.664	15.953
1	15:03:16.208	56.614	21.818	17.396	17.400	9	15:10:10.428	51.682	18.798	16.932	15.952
2	15:04:08.280	52.072	19.071	16.959	16.042	10	15:11:01.588	51.160	18.523	16.650	15.987
3	15:04:59.378	51.098	18.297	16.790	16.011	11	15:11:52.601	51.013	18.235	16.758	16.020
4	15:05:50.633	51.255	18.050	16.824	16.381	(626) Eugene BRITZ					
5	15:06:42.460	51.827	18.673	16.717	16.437	1	15:03:20.841	1:00.160	24.361	18.814	16.985
6	15:07:33.338	50.878	17.894	16.674	16.310	2	15:04:13.790	52.949	19.131	17.556	16.262
7	15:08:23.830	50.492	17.952	16.531	16.009	3	15:05:04.798	51.008	18.140	16.771	16.097
8	15:09:14.560	50.730	18.003	16.563	16.164	4	15:05:55.249	50.451	17.876	16.624	15.951
9	15:10:05.449	50.889	18.333	16.553	16.003	5	15:06:45.962	50.713	18.057	16.558	16.098
10	15:10:56.206	50.757	17.969	16.513	16.275	6	15:07:37.072	51.110	18.283	16.573	16.254
11	15:11:46.851	50.645	18.091	16.557	15.997	7	15:08:27.779	50.707	18.022	16.568	16.117
(630) Lorenzo SCATIGNA						8	15:09:18.427	50.648	17.895	16.720	16.033
1	15:03:15.176	55.500	21.926	17.216	16.358	9	15:10:11.062	52.635	19.234	17.185	16.216
2	15:04:07.217	52.041	18.242	16.845	16.954	10	15:11:02.040	50.978	18.285	16.674	16.019
3	15:04:58.849	51.632	18.844	16.772	16.016	11	15:11:53.102	51.062	17.989	16.905	16.168
4	15:05:50.136	51.287	18.016	16.682	16.589	(617) Martin GATZ					
5	15:06:41.674	51.538	18.777	16.718	16.043	1	15:03:20.005	59.341	23.923	18.101	17.317
6	15:07:31.894	50.220	17.889	16.419	15.912	2	15:04:11.259	51.254	18.285	16.866	16.103
7	15:08:22.053	50.159	17.858	16.464	15.837	3	15:05:02.589	51.330	18.071	16.816	16.443
8	15:09:13.481	51.428	18.765	16.661	16.002	4	15:05:54.251	51.662	18.321	16.706	16.635
9	15:10:05.043	51.562	18.237	17.212	16.113						



Rotax Euro Challenge 2012 Wackersdorf

Rotax DD2

Wackersdorf 1,275 Km

RACE 14 Qualifying Heat 2

12.05.2012 15:00

Race (11 Laps) started at 15:02:18

Lap	Time of Day	Lap Tm	S1 Tm	S2 Tm	S3 Tm	Lap	Time of Day	Lap Tm	S1 Tm	S2 Tm	S3 Tm
5	15:06:45.352	51.101	18.401	16.612	16.088	(620) Florent LAMBERT (MASTER)					
6	15:07:36.503	51.151	18.183	16.706	16.262	1	15:03:39.595	1:18.529	43.755	18.205	16.569
7	15:08:27.192	50.689	17.916	16.662	16.111	2	15:04:31.424	51.829	18.586	16.976	16.267
8	15:09:18.214	51.022	18.066	16.803	16.153	3	15:05:22.930	51.506	18.356	16.951	16.199
9	15:10:10.910	52.696	19.276	17.205	16.215	4	15:06:14.360	51.430	18.441	16.770	16.219
10	15:11:02.457	51.547	18.650	16.710	16.187	5	15:07:05.644	51.284	18.350	16.781	16.153
11	15:11:53.364	50.907	18.032	16.636	16.239	6	15:07:56.718	51.074	18.231	16.718	16.125
(622) Dzmitry RYMASHEUSKI						7	15:08:47.878	51.160	18.271	16.732	16.157
1	15:03:20.939	1:00.530	25.044	18.689	16.797	8	15:09:39.068	51.190	18.227	16.847	16.116
2	15:04:13.907	52.968	19.148	17.609	16.211	9	15:10:30.037	50.969	18.181	16.783	16.005
3	15:05:04.887	50.980	18.154	16.825	16.001	10	15:11:21.529	51.492	18.359	16.758	16.375
4	15:05:55.437	50.550	17.947	16.683	15.920	11	15:12:13.027	51.498	18.277	16.885	16.336
5	15:06:46.353	50.916	18.181	16.724	16.011	(634) Nikita KHUDOV					
6	15:07:37.813	51.460	18.614	16.908	15.938	1	15:03:21.230	59.370	23.481	19.014	16.875
7	15:08:29.635	51.822	18.227	16.677	16.918	2	15:04:15.326	54.096	19.506	17.932	16.658
8	15:09:20.132	50.497	17.956	16.627	15.914	3	15:05:08.177	52.851	19.075	17.194	16.582
9	15:10:11.430	51.298	17.955	16.981	16.362	4	15:06:00.545	52.368	18.713	17.006	16.649
10	15:11:07.450	56.020	20.616	19.034	16.370	5	15:06:52.318	51.773	18.352	17.053	16.368
11	15:11:58.449	50.999	18.097	16.725	16.177	6	15:07:44.296	51.978	18.302	17.108	16.568
(646) Dennis KROES (MASTER)						7	15:08:52.778	1:08.482	19.257	32.525	16.700
1	15:03:17.693	57.518	23.396	17.775	16.347	8	15:09:45.683	52.905	18.661	17.440	16.804
2	15:04:09.650	51.957	18.363	16.973	16.621	9	15:10:40.657	54.974	18.366	17.656	18.952
3	15:05:00.550	50.900	18.105	16.668	16.127	10	15:11:34.491	53.834	19.142	17.997	16.695
4	15:05:51.925	51.375	18.248	16.890	16.237	11	15:12:27.328	52.837	19.067	17.128	16.642
5	15:06:43.437	51.512	18.336	16.856	16.320	(648) Carl CLEIRBAUT					
6	15:07:34.792	51.355	18.315	16.855	16.185	1	15:03:19.016	57.593	22.605	18.368	16.620
7	15:08:25.846	51.054	17.943	16.823	16.288	2	15:04:10.461	51.445	18.363	16.907	16.175
8	15:09:16.739	50.893	18.101	16.759	16.033	3	15:05:02.109	51.648	18.228	16.844	16.576
9	15:10:10.166	53.427	20.180	17.059	16.188	4	15:05:53.808	51.699	18.207	16.794	16.698
10	15:11:07.906	57.740	20.076	21.045	16.619	5	15:06:45.258	51.450	18.156	16.783	16.511
11	15:11:59.453	51.547	18.293	16.882	16.372	6	15:07:36.830	51.572	18.421	16.853	16.298
(653) Bart NUY (MASTER)						7	15:08:29.986	53.156	18.900	16.833	17.423
1	15:03:20.780	59.761	24.025	18.392	17.344	8	15:09:21.021	51.035	18.341	16.652	16.042
2	15:04:15.110	54.330	19.032	18.082	17.216	9	15:10:12.096	51.075	18.054	16.759	16.262
3	15:05:07.016	51.906	18.502	16.916	16.488	10	15:11:30.047	1:17.951	31.316	21.433	25.202
4	15:05:58.865	51.849	18.603	16.888	16.358	(635) Chris GROEN (MASTER)					
5	15:06:50.335	51.470	18.298	16.857	16.315	1	15:03:20.975	59.198	22.966	18.531	17.701
6	15:07:41.879	51.544	18.226	16.847	16.471	2	15:04:15.192	54.217	19.644	17.692	16.881
7	15:08:33.387	51.508	18.336	16.834	16.338	3	15:05:08.108	52.916	19.054	17.243	16.619
8	15:09:24.665	51.278	18.164	16.821	16.293	4	15:06:00.116	52.008	18.512	17.117	16.379
9	15:10:16.154	51.489	18.246	16.838	16.405	5	15:06:52.068	51.952	18.386	16.830	16.736
10	15:11:08.933	52.779	18.163	17.946	16.670	6	15:07:44.002	51.934	18.442	17.107	16.385
11	15:12:00.641	51.708	18.333	16.801	16.574	7	15:08:35.524	51.522	18.269	16.871	16.382
(636) Tamsin GERMAIN (MASTER)						8	15:09:27.033	51.509	18.323	16.856	16.330
1	15:03:20.244	59.306	23.268	18.627	17.411	9	15:10:18.711	51.678	18.433	16.784	16.461
2	15:04:11.431	51.187	18.345	16.791	16.051	10	15:11:10.742	52.031	18.580	17.042	16.409
3	15:05:02.702	51.271	18.158	16.678	16.435	11	15:12:02.682	51.940	18.461	16.880	16.599
4	15:05:54.106	51.404	18.336	16.752	16.316	(637) Chris GROEN (MASTER)					
5	15:06:45.654	51.548	18.692	16.691	16.165	1	15:03:20.975	59.198	22.966	18.531	17.701
6	15:07:37.602	51.948	19.261	16.770	15.917	2	15:04:15.192	54.217	19.644	17.692	16.881
7	15:08:29.695	52.093	18.585	16.737	16.771	3	15:05:08.108	52.916	19.054	17.243	16.619
8	15:09:20.409	50.714	18.292	16.541	15.881	4	15:06:00.116	52.008	18.512	17.117	16.379
9	15:10:11.272	50.863	18.015	16.822	16.026	5	15:06:52.068	51.952	18.386	16.830	16.736
10	15:11:09.234	57.962	21.390	19.547	17.025	6	15:07:44.002	51.934	18.442	17.107	16.385
11	15:12:00.809	51.575	18.357	16.697	16.521	7	15:08:35.524	51.522	18.269	16.871	16.382
(635) Chris GROEN (MASTER)						8	15:09:27.033	51.509	18.323	16.856	16.330
1	15:03:20.975	59.198	22.966	18.531	17.701	9	15:10:18.711	51.678	18.433	16.784	16.461
2	15:04:15.192	54.217	19.644	17.692	16.881	10	15:11:10.742	52.031	18.580	17.042	16.409
3	15:05:08.108	52.916	19.054	17.243	16.619	11	15:12:02.682	51.940	18.461	16.880	16.599
4	15:06:00.116	52.008	18.512	17.117	16.379	(636) Tamsin GERMAIN (MASTER)					
5	15:06:52.068	51.952	18.386	16.830	16.736	1	15:03:20.244	59.306	23.268	18.627	17.411
6	15:07:44.002	51.934	18.442	17.107	16.385	2	15:04:11.431	51.187	18.345	16.791	16.051
7	15:08:35.524	51.522	18.269	16.871	16.382	3	15:05:02.702	51.271	18.158	16.678	16.435
8	15:09:27.033	51.509	18.323	16.856	16.330	4	15:05:54.106	51.404	18.336	16.752	16.316
9	15:10:18.711	51.678	18.433	16.784	16.461	5	15:06:45.654	51.548	18.692	16.691	16.165
10	15:11:10.742	52.031	18.580	17.042	16.409	6	15:07:37.602	51.948	19.261	16.770	15.917
11	15:12:02.682	51.940	18.461	16.880	16.599	7	15:08:29.695	52.093	18.585	16.737	16.771



Rotax Euro Challenge 2012 Wackersdorf

Rotax DD2 Wackersdorf 1,275 Km

RACE 19 Qualifying Heat 3 12.05.2012 17:00

Race (11 Laps) started at 17:17:28


Pos	No.	Name	Nat.	Chassis	Race Team	Laps	Total Tm	Diff	Best Tm	In Lap	km/h	Points
1	649	Miika LAIHO	FIN	Tonykart	MPT Racing	11	9:17.108		50.130	9	91,562	0
2	655	Sandro LUKOVIC	AUT	Intrepid	Sportstil	11	9:17.242	0.134	50.101	5	91,615	2
3	603	Jules SZYMKOWIAK	BEL	Zanardi	G-Star Raw Racing	11	9:17.882	0.774	50.058	9	91,694	3
4	618	Thomas SMITH	DEN	Kosmic	Star Karting	11	9:18.415	1.307	49.945	11	91,901	4
5	623	Lucas ORROCK	GBR	Kosmic	Paul Carr Racing	11	9:19.752	2.644	50.033	7	91,739	5
6	602	Mathias DETIGE	BEL	Tonykart	Bouvin Power	11	9:19.979	2.871	49.743	9	92,274	6
7	607	Kevin LUDI	SUI	Birel	Spirit Racing	11	9:20.176	3.068	49.890	11	92,002	7
8	632	Antoine LEPESQUEUX	FRA	Sodikart	Sodikart Junior Team	11	9:20.424	3.316	49.909	11	91,967	8
9	621	Sascha Pio HAIDA	GER	Birel	Haida Motorsport	11	9:23.125	6.017	50.153	10	91,520	9
10	630	Lorenzo SCATIGNA	ITA	Haase	TBA	11	9:25.395	8.287	50.077	6	91,659	10
11	644	Erwin MONTFOORT	NED	Maddox	Montfoort Motorsport	11	9:25.534	8.426	50.217	10	91,403	11
12	604	Patrick PEARCE	GBR	Tonykart	Tatum Racing	11	9:25.687	8.579	50.052	10	91,705	12
13	652	Harry DRYSDALE	GBR	Tonykart	Tatum Racing	11	9:26.516	9.408	50.180	11	91,471	13
14	627	Fred ALLIKSAAR	EST	Zanardi	G-Star Raw Racing	11	9:27.228	10.120	50.173	4	91,483	14
15	656	Bastian KRAPOTH	GER	Formula K	Kartschmie.de11	11	9:27.876	10.768	50.405	10	91,062	15
16	624	Haralds GARKAKLIS	LAT	Gillard	DFK	11	9:28.850	11.742	50.269	9	91,309	16
17	617	Martin GATZ	GER	Zanardi	Matis Motorsport	11	9:29.302	12.194	50.300	9	91,252	17
18	612	Maximilian FLEISCHMANN	GER	CRG	Motorsport Fleischmann	11	9:29.368	12.260	50.001	10	91,798	18
19	643	Tom DIELISSSEN	NED	CRG	CRG Holland	11	9:30.787	13.679	50.113	10	91,593	19
20	622	Dzmitry RYMASHEUSKI	BLR	Intrepid	Talvar Racing	11	9:31.083	13.975	50.288	10	91,274	20
21	625	Igor MUKHIN (MASTER)	RUS	Formula K	Formula K Europe	11	9:31.598	14.490	50.095	11	91,626	21
22	626	Eugene BRITZ	RSA	Formula K	Formula K Europe	11	9:32.683	15.575	50.569	10	90,767	22
23	639	Marcel SCHIRMER	GER	Intrepid	KM Racing	11	9:33.299	16.191	50.562	6	90,780	23
24	620	Florent LAMBERT (MASTER)	GBR	Tonykart	Tatum Racing	11	9:33.623	16.515	50.510	7	90,873	24
25	648	Carl CLEIRBAUT (Master)	BEL	Praga	Brand Racing	11	9:34.249	17.141	50.883	11	90,207	25
26	635	Chris GROEN (MASTER)	NED	Tonykart	Team Kroes	11	9:35.523	18.415	51.189	10	89,668	26
27	653	Bart NUY (MASTER)	NED	Intrepid	Team TKP	11	9:39.006	21.898	51.599	9	88,955	27
28	608	Xen DE RUWE	BEL	Formula K	Formula K Europe	6	5:13.666	5 Laps	50.243	5	91,356	28
29	646	Dennis KROES (MASTER)	NED	Tonykart	Team Kroes		2:08.369	11 Laps		0	-	29
30	636	Tamsin GERMAIN (MASTER)	GBR	Gillard	DG Racing					0	-	30
31	634	Nikita KHUDOV	RUS	Zanardi	G-Star Raw Racing					0	-	31

Not classified												
DNS	651	Maxime GRAVOUILLE	FRA	Sodikart	Kart Pro Racing			DNS		0	-	33

Announcements

These results are provisional until the conclusion of any judicial and technical matters
 No. 644 + 627 + 620 warning board
 Started: 31 Classified: 31 Not classified: 0

Margin of Victory	Ø km/h	Best Lap Tm	km/h	Best Lap by
0.134	90,629	49.743	92,274	602 - Mathias DETIGE

Timekeeping Ingrid and Meik Wagner:  Clerk of the course Nigel Edwards: www.mylaps.com

Steward (Chairman) Horst Seidel: Chief Scrutineer Paul Klaassen: Licensed to: Motorsport Events
 Printed: 12.05.2012 17:44:02 posted at: h



Rotax Euro Challenge 2012 Wackersdorf

Rotax DD2

Wackersdorf 1,275 Km

RACE 19 Qualifying Heat 3

12.05.2012 17:00

Race (11 Laps) started at 17:17:28

Lap	Time of Day	Lap Tm	S1 Tm	S2 Tm	S3 Tm	Lap	Time of Day	Lap Tm	S1 Tm	S2 Tm	S3 Tm
(649) Miika LAIHO						7	17:23:28.480	50.166	17.989	16.426	15.751
1	17:18:21.035	52.763	19.654	16.982	16.127	8	17:24:18.388	49.908	17.805	16.354	15.749
2	17:19:12.069	51.034	18.193	16.811	16.030	9	17:25:08.131	49.743	17.669	16.332	15.742
3	17:20:02.803	50.734	18.145	16.694	15.895	10	17:25:58.388	50.257	17.663	16.481	16.113
4	17:20:53.036	50.233	17.868	16.575	15.790	11	17:26:48.223	49.835	17.740	16.335	15.760
5	17:21:43.292	50.256	17.942	16.537	15.777	(607) Kevin LUDI					
6	17:22:33.961	50.669	18.155	16.587	15.927	1	17:18:23.594	54.464	20.651	17.457	16.356
7	17:23:24.219	50.258	17.843	16.526	15.889	2	17:19:14.492	50.898	18.277	16.679	15.942
8	17:24:14.449	50.230	17.835	16.462	15.933	3	17:20:05.187	50.695	18.066	16.560	16.069
9	17:25:04.579	50.130	17.677	16.519	15.934	4	17:20:56.376	51.189	18.955	16.452	15.782
10	17:25:54.846	50.267	17.810	16.519	15.938	5	17:21:46.308	49.932	17.870	16.389	15.673
11	17:26:45.352	50.506	17.839	16.560	16.107	6	17:22:37.079	50.771	17.882	16.982	15.907
(655) Sandro LUKOVIC						7	17:23:27.163	50.084	17.941	16.399	15.744
1	17:18:20.777	52.451	19.352	17.014	16.085	8	17:24:17.102	49.939	17.793	16.399	15.747
2	17:19:11.852	51.075	18.242	16.861	15.972	9	17:25:07.722	50.620	18.134	16.697	15.789
3	17:20:03.072	51.220	18.486	16.777	15.957	10	17:25:58.530	50.808	17.965	16.476	16.367
4	17:20:53.410	50.338	17.944	16.530	15.864	11	17:26:48.420	49.890	17.787	16.354	15.749
5	17:21:43.511	50.101	17.861	16.482	15.758	(632) Antoine LEPESQUEUX					
6	17:22:34.266	50.755	18.437	16.446	15.872	1	17:18:21.567	53.210	19.799	17.129	16.282
7	17:23:24.473	50.207	17.790	16.557	15.860	2	17:19:13.385	51.818	18.282	16.684	16.852
8	17:24:14.584	50.111	17.781	16.486	15.844	3	17:20:05.236	51.851	18.184	16.665	17.002
9	17:25:04.827	50.243	17.874	16.450	15.919	4	17:20:57.365	52.129	19.385	16.506	16.238
10	17:25:54.991	50.164	17.790	16.489	15.885	5	17:21:48.250	50.885	18.532	16.489	15.864
11	17:26:45.486	50.495	17.573	16.895	16.027	6	17:22:38.646	50.396	17.878	16.430	16.088
(603) Jules SZYMKOWIAK						7	17:23:28.657	50.011	17.970	16.321	15.720
1	17:18:21.931	53.272	20.024	17.022	16.226	8	17:24:18.751	50.094	17.901	16.381	15.812
2	17:19:13.083	51.152	18.093	16.678	16.381	9	17:25:08.760	50.009	17.924	16.327	15.758
3	17:20:04.316	51.233	18.072	16.861	16.300	10	17:25:58.759	49.999	17.811	16.329	15.859
4	17:20:54.558	50.242	17.768	16.510	15.964	11	17:26:48.668	49.909	17.889	16.282	15.738
5	17:21:44.703	50.145	17.824	16.382	15.939	(621) Sascha Pio HAIDA					
6	17:22:35.348	50.645	18.040	16.678	15.927	1	17:18:24.108	55.580	21.496	17.553	16.531
7	17:23:25.669	50.321	17.877	16.484	15.960	2	17:19:15.049	50.941	18.145	16.844	15.952
8	17:24:15.893	50.224	17.872	16.400	15.952	3	17:20:06.330	51.281	18.028	17.064	16.189
9	17:25:05.951	50.058	17.763	16.405	15.890	4	17:20:57.930	51.600	18.898	16.652	16.050
10	17:25:56.068	50.117	17.741	16.422	15.954	5	17:21:49.090	51.160	18.474	16.709	15.977
11	17:26:46.126	50.058	17.742	16.376	15.940	6	17:22:39.560	50.470	17.946	16.576	15.948
(618) Thomas SMITH						7	17:23:30.023	50.463	17.929	16.618	15.916
1	17:18:22.325	53.412	20.025	17.145	16.242	8	17:24:20.331	50.308	17.812	16.552	15.944
2	17:19:13.575	51.250	18.073	16.741	16.436	9	17:25:10.876	50.545	18.135	16.517	15.893
3	17:20:04.975	51.400	18.541	16.504	16.355	10	17:26:01.029	50.153	17.804	16.471	15.878
4	17:20:55.366	50.391	17.882	16.523	15.986	11	17:26:51.369	50.340	17.982	16.438	15.920
5	17:21:45.477	50.111	17.803	16.429	15.879	(630) Lorenzo SCATIGNA					
6	17:22:36.331	50.854	17.833	16.929	16.092	1	17:18:24.968	55.595	21.727	17.495	16.373
7	17:23:26.601	50.270	17.932	16.478	15.860	2	17:19:16.580	51.612	18.541	16.927	16.144
8	17:24:16.698	50.097	17.754	16.506	15.837	3	17:20:07.512	50.932	18.479	16.485	15.968
9	17:25:06.693	49.995	17.709	16.449	15.837	4	17:20:58.024	50.512	18.027	16.549	15.936
10	17:25:56.714	50.021	17.755	16.428	15.838	5	17:21:49.818	51.794	19.239	16.464	16.091
11	17:26:46.659	49.945	17.680	16.438	15.827	6	17:22:39.895	50.077	17.719	16.428	15.930
(623) Lucas ORROCK						7	17:23:31.287	51.392	18.335	16.979	16.078
1	17:18:23.450	54.689	21.212	17.163	16.314	8	17:24:22.308	51.021	18.270	16.720	16.031
2	17:19:14.081	50.631	18.134	16.579	15.918	9	17:25:12.952	50.644	18.235	16.484	15.925
3	17:20:05.037	50.956	18.218	16.634	16.104	10	17:26:03.136	50.184	17.798	16.469	15.917
4	17:20:55.940	50.903	18.554	16.449	15.900	11	17:26:53.639	50.503	17.891	16.478	16.134
5	17:21:46.042	50.102	17.790	16.453	15.859	(644) Erwin MONTFOORT					
6	17:22:36.769	50.727	17.887	16.827	16.013	1	17:18:24.660	55.369	21.337	17.526	16.506
7	17:23:26.802	50.033	17.808	16.344	15.881	2	17:19:16.268	51.608	18.359	16.978	16.271
8	17:24:16.999	50.197	17.904	16.475	15.818	3	17:20:06.859	50.591	18.054	16.561	15.976
9	17:25:07.658	50.659	18.009	16.697	15.953	4	17:20:57.767	50.908	18.211	16.476	16.221
10	17:25:57.820	50.162	17.743	16.501	15.918	5	17:21:50.012	52.245	19.244	16.806	16.195
11	17:26:47.996	50.176	17.757	16.475	15.944	6	17:22:40.336	50.324	17.891	16.489	15.944
(602) Mathias DETIGE						7	17:23:31.488	51.152	17.893	17.065	16.194
1	17:18:24.287	55.675	21.569	17.566	16.540	8	17:24:22.250	50.762	17.964	16.678	16.120
2	17:19:15.888	51.601	18.586	16.963	16.052	9	17:25:13.186	50.936	18.453	16.564	15.919
3	17:20:06.392	50.504	17.859	16.636	16.009	10	17:26:03.403	50.217	17.833	16.516	15.868
4	17:20:57.425	51.033	18.349	16.608	16.076	11	17:26:53.778	50.375	17.833	16.472	16.070
5	17:21:47.552	50.127	18.024	16.346	15.757	(604) Patrick PEARCE					
6	17:22:38.314	50.762	17.743	16.437	16.582	1	17:18:22.781	53.762	20.642	17.010	16.110



Rotax Euro Challenge 2012 Wackersdorf

Rotax DD2

Wackersdorf 1,275 Km

RACE 19 Qualifying Heat 3

12.05.2012 17:00

Race (11 Laps) started at 17:17:28

Lap	Time of Day	Lap Tm	S1 Tm	S2 Tm	S3 Tm	Lap	Time of Day	Lap Tm	S1 Tm	S2 Tm	S3 Tm
2	17:19:13.661	50.880	18.038	16.626	16.216	10	17:26:06.768	50.853	17.902	16.616	16.335
3	17:20:04.704	51.043	18.214	16.534	16.295	11	17:26:57.546	50.778	17.925	16.662	16.191
4	17:20:54.795	50.091	17.778	16.473	15.840	(612) Maximilian FLEISCHMANN					
5	17:21:44.932	50.137	17.829	16.435	15.873	1	17:18:27.280	57.327	22.623	18.370	16.334
6	17:22:35.959	51.027	18.052	16.952	16.023	2	17:19:19.259	51.979	18.470	17.353	16.156
7	17:23:33.385	57.426	24.341	17.028	16.057	3	17:20:10.513	51.254	18.364	16.712	16.178
8	17:24:23.478	50.093	17.746	16.433	15.914	4	17:21:02.453	51.940	18.795	16.850	16.295
9	17:25:13.696	50.218	17.918	16.383	15.917	5	17:21:53.891	51.438	18.707	16.650	16.081
10	17:26:03.748	50.052	17.734	16.380	15.938	6	17:22:44.194	50.303	18.000	16.525	15.778
11	17:26:53.931	50.183	17.775	16.446	15.962	7	17:23:35.495	51.301	18.351	16.830	16.120
(652) Harry DRYSDALE						8	17:24:27.048	51.553	18.234	17.262	16.057
1	17:18:26.783	56.684	22.313	18.007	16.364	9	17:25:17.137	50.089	17.745	16.482	15.862
2	17:19:18.636	51.853	18.642	17.055	16.156	10	17:26:07.138	50.001	17.759	16.373	15.869
3	17:20:09.838	51.202	18.019	16.732	16.451	11	17:26:57.612	50.474	17.721	16.620	16.133
4	17:21:01.122	51.284	18.843	16.499	15.942	(643) Tom DIELISSSEN					
5	17:21:51.684	50.562	17.999	16.642	15.921	1	17:18:24.429	55.139	21.203	17.525	16.411
6	17:22:42.167	50.483	18.116	16.472	15.895	2	17:19:15.528	51.099	18.331	16.753	16.015
7	17:23:33.660	51.493	18.317	16.992	16.184	3	17:20:06.181	50.653	17.859	16.576	16.218
8	17:24:23.938	50.278	17.928	16.428	15.922	4	17:20:57.667	51.486	18.287	16.522	16.677
9	17:25:14.271	50.333	17.937	16.537	15.859	5	17:21:54.013	56.346	23.363	16.614	16.369
10	17:26:04.580	50.309	18.106	16.389	15.814	6	17:22:44.512	50.499	18.153	16.515	15.831
11	17:26:54.760	50.180	17.800	16.491	15.889	7	17:23:36.285	51.773	18.075	17.401	16.297
(627) Fred ALLIKSAAR						8	17:24:27.885	51.600	18.290	17.174	16.136
1	17:18:21.990	53.479	19.986	17.062	16.431	9	17:25:18.674	50.789	18.184	16.620	15.985
2	17:19:13.307	51.317	18.277	16.721	16.319	10	17:26:08.787	50.113	17.848	16.401	15.864
3	17:20:04.118	50.811	18.049	16.574	16.188	11	17:26:59.031	50.244	17.723	16.487	16.034
4	17:20:54.291	50.173	17.865	16.439	15.869	(622) Dzmitry RYMASHEUSKI					
5	17:21:44.627	50.336	17.861	16.459	16.016	1	17:18:25.824	55.919	21.600	18.021	16.298
6	17:22:36.031	51.404	18.542	16.944	15.918	2	17:19:18.344	52.520	18.969	17.099	16.452
7	17:23:32.980	56.949	24.058	16.854	16.037	3	17:20:09.704	51.360	18.126	16.743	16.491
8	17:24:23.246	50.266	17.904	16.492	15.870	4	17:21:02.165	52.461	19.512	16.792	16.157
9	17:25:14.138	50.892	18.359	16.591	15.942	5	17:21:53.614	51.449	18.596	16.741	16.112
10	17:26:05.142	51.004	18.381	16.610	16.013	6	17:22:43.978	50.364	18.005	16.476	15.883
11	17:26:55.472	50.330	17.953	16.376	16.001	7	17:23:34.626	50.648	18.160	16.547	15.941
(656) Bastian KRAPOTH						8	17:24:27.717	53.091	18.972	17.746	16.373
1	17:18:25.279	55.689	21.799	17.445	16.445	9	17:25:18.105	50.388	17.826	16.629	15.933
2	17:19:17.054	51.775	18.381	16.922	16.472	10	17:26:08.393	50.288	17.885	16.466	15.937
3	17:20:09.107	52.053	18.454	16.780	16.819	11	17:26:59.327	50.934	17.763	16.650	16.521
4	17:20:59.770	50.663	18.101	16.491	16.071	(625) Igor MUKHIN (MASTER)					
5	17:21:50.420	50.650	18.026	16.476	16.148	1	17:18:26.283	56.611	22.166	18.216	16.229
6	17:22:41.208	50.788	18.062	16.656	16.070	2	17:19:18.241	51.958	18.818	16.968	16.172
7	17:23:33.629	52.421	18.957	16.980	16.484	3	17:20:09.689	51.448	17.932	16.837	16.679
8	17:24:24.730	51.101	18.415	16.579	16.107	4	17:21:03.451	53.762	20.654	16.761	16.347
9	17:25:15.194	50.464	17.918	16.520	16.026	5	17:21:54.485	51.034	18.040	16.834	16.160
10	17:26:05.599	50.405	18.056	16.396	15.953	6	17:22:44.837	50.352	18.017	16.574	15.761
11	17:26:56.120	50.521	18.081	16.441	15.999	7	17:23:36.075	51.238	17.864	16.954	16.420
(624) Haralds GARKAKLIS						8	17:24:28.947	52.872	19.096	17.354	16.422
1	17:18:24.832	55.390	21.393	17.576	16.421	9	17:25:19.450	50.503	17.847	16.736	15.920
2	17:19:16.471	51.639	18.332	16.967	16.340	10	17:26:09.747	50.297	17.970	16.471	15.856
3	17:20:08.017	51.546	18.880	16.677	15.989	11	17:26:59.842	50.095	17.893	16.474	15.728
4	17:20:58.573	50.556	18.208	16.494	15.854	(626) Eugene BRITZ					
5	17:21:51.569	52.996	18.195	16.615	18.186	1	17:18:26.176	55.963	21.673	17.900	16.390
6	17:22:42.827	51.258	18.658	16.562	16.038	2	17:19:18.908	52.732	19.080	17.409	16.243
7	17:23:34.293	51.466	18.000	17.161	16.305	3	17:20:10.369	51.461	18.274	16.851	16.336
8	17:24:25.240	50.947	18.530	16.538	15.879	4	17:21:02.096	51.727	18.747	16.761	16.219
9	17:25:15.509	50.269	17.900	16.497	15.872	5	17:21:53.067	50.971	18.281	16.657	16.033
10	17:26:06.687	51.178	18.674	16.496	16.008	6	17:22:43.858	50.791	18.060	16.711	16.020
11	17:26:57.094	50.407	17.882	16.492	16.033	7	17:23:35.831	51.973	18.552	17.052	16.369
(617) Martin GATZ						8	17:24:27.811	51.980	18.078	17.607	16.295
1	17:18:25.686	55.412	21.357	17.710	16.345	9	17:25:19.108	51.297	18.393	16.810	16.094
2	17:19:17.137	51.451	18.645	16.694	16.112	10	17:26:09.677	50.569	17.903	16.596	16.070
3	17:20:09.465	52.328	18.463	16.846	17.019	11	17:27:00.927	51.250	18.302	16.607	16.341
4	17:21:00.812	51.347	18.303	16.962	16.082	(639) Marcel SCHIRMER					
5	17:21:52.046	51.234	18.390	16.815	16.029	1	17:18:25.488	55.665	21.688	17.596	16.381
6	17:22:43.205	51.159	18.387	16.599	16.173	2	17:19:17.830	52.342	19.194	16.951	16.197
7	17:23:34.523	51.318	18.031	16.911	16.376	3	17:20:09.281	51.451	18.160	16.755	16.536
8	17:24:25.615	51.092	18.564	16.591	15.937	4	17:21:00.378	51.097	18.420	16.666	16.011
9	17:25:15.915	50.300	17.827	16.504	15.969						



Rotax Euro Challenge 2012 Wackersdorf

Rotax DD2

Wackersdorf 1,275 Km

RACE 19 Qualifying Heat 3

12.05.2012 17:00

Race (11 Laps) started at 17:17:28

Lap	Time of Day	Lap Tm	S1 Tm	S2 Tm	S3 Tm
5	17:21:51.292	50.914	18.025	16.606	16.283
6	17:22:41.854	50.562	18.027	16.535	16.000
7	17:23:34.132	52.278	18.496	17.613	16.169
8	17:24:28.187	54.055	19.355	18.417	16.283
9	17:25:19.380	51.193	18.263	16.833	16.097
10	17:26:10.433	51.053	18.495	16.629	15.929
11	17:27:01.543	51.110	18.314	16.767	16.029

(620) Florent LAMBERT (MASTER)

1	17:18:26.607	56.145	21.914	17.882	16.349
2	17:19:19.007	52.400	18.966	17.310	16.124
3	17:20:10.741	51.734	18.410	16.762	16.562
4	17:21:02.658	51.917	18.785	16.895	16.237
5	17:21:54.569	51.911	18.574	16.889	16.448
6	17:22:46.002	51.433	18.706	16.682	16.045
7	17:23:36.512	50.510	17.868	16.673	15.969
8	17:24:28.321	51.809	18.500	17.122	16.187
9	17:25:19.707	51.386	18.261	17.084	16.041
10	17:26:10.729	51.022	18.405	16.690	15.927
11	17:27:01.867	51.138	18.174	16.986	15.978

(648) Carl CLEIRBAUT

1	17:18:28.177	57.241	21.833	18.666	16.742
2	17:19:20.520	52.343	18.830	17.091	16.422
3	17:20:11.679	51.159	18.204	16.789	16.166
4	17:21:03.708	52.029	18.395	16.800	16.834
5	17:21:54.774	51.066	18.136	16.759	16.171
6	17:22:46.283	51.509	18.710	16.753	16.046
7	17:23:37.225	50.942	17.929	16.677	16.336
8	17:24:29.274	52.049	18.052	17.114	16.883
9	17:25:20.344	51.070	18.073	16.892	16.105
10	17:26:11.610	51.266	18.002	16.835	16.429
11	17:27:02.493	50.883	17.926	16.681	16.276

(635) Chris GROEN (MASTER)

1	17:18:27.976	56.776	21.305	18.651	16.820
2	17:19:20.728	52.752	19.134	17.208	16.410
3	17:20:12.351	51.623	18.357	16.909	16.357
4	17:21:03.924	51.573	18.351	16.960	16.262
5	17:21:55.535	51.611	18.335	16.884	16.392
6	17:22:46.998	51.463	18.448	16.840	16.175
7	17:23:38.192	51.194	18.126	16.872	16.196
8	17:24:29.819	51.627	18.310	16.943	16.374
9	17:25:21.025	51.206	18.146	16.826	16.234
10	17:26:12.214	51.189	18.194	16.772	16.223
11	17:27:03.767	51.553	18.181	17.016	16.356

(653) Bart NUY (MASTER)

1	17:18:28.453	57.934	22.263	18.530	17.141
2	17:19:21.196	52.743	18.835	17.283	16.625
3	17:20:13.158	51.962	18.535	17.081	16.346
4	17:21:04.863	51.705	18.507	16.913	16.285
5	17:21:56.655	51.792	18.451	17.039	16.302
6	17:22:48.626	51.971	18.577	17.013	16.381
7	17:23:40.346	51.720	18.347	16.898	16.475
8	17:24:32.063	51.717	18.359	16.973	16.385
9	17:25:23.662	51.599	18.406	16.891	16.302
10	17:26:15.594	51.932	18.473	16.989	16.470
11	17:27:07.250	51.656	18.304	16.920	16.432

(608) Xen DE RUWE

1	17:18:20.641	52.397	19.112	17.043	16.242
2	17:19:11.677	51.036	18.212	16.799	16.025
3	17:20:02.555	50.878	18.184	16.670	16.024
4	17:20:52.902	50.347	17.952	16.477	15.918
5	17:21:43.145	50.243	17.918	16.475	15.850
6	17:22:41.910	58.765	19.125	19.072	20.568



Rotax Euro Challenge 2012

Rotax Max DD2

-Official Result-

Wackersdorf / Germany

Ranking after Heats

Pos.	No.	Firstname	Lastname	Nat.	Chassis	Race Team	QP	Points	Diff.	QH1	QH2	QH3
1	655	Sandro	LUKOVIC	AUT	Intrepid	Sportstil	3	4		0	2	2
2	649	Miika	LAIHO	FIN	Tonykart	MPT Racing	2	6	-2	2	4	0
3	603	Jules	SZYMKOWIAK	BEL	Zanardi	G-Star Raw Racing	7	11	-7	5	3	3
4	618	Thomas	SMITH	DEN	Kosmic	Star Karting	9	17	-13	8	5	4
5	623	Lucas	ORROCK	GBR	Kosmic	Paul Carr Racing	10	19	-15	4	10	5
6	602	Mathias	DETIGE	BEL	Tonykart	Bouvin Power	8	20	-16	7	7	6
7	632	Antoine	LEPESQUEUX	FRA	Sodikart	Sodikart Junior Team	4	25	-21	11	6	8
8	607	Kevin	LUDI	SUI	Birel	Spirit Racing	11	25	-21	10	8	7
9	621	Sascha Pio	HAIDA	GER	Birel	Haida Motorsport	5	29	-25	9	11	9
10	604	Patrick	PEARCE	GBR	Tonykart	Tatum Racing	12	30	-26	6	12	12
11	608	Xen	DE RUWE	BEL	Formula K	Formula K Europe	1	31	-27	3	0	28
12	627	Fred	ALLIKSAAR	EST	Zanardi	G-Star Raw Racing	6	36	-32	13	9	14
13	624	Haralds	GARKAKLIS	LAT	Gillard	DFK	15	41	-37	12	13	16
14	644	Erwin	MONTFOORT	NED	Maddox	Montfoort Motorsport	14	43	-39	16	16	11
15	612	Maximilian	FLEISCHMANN	GER	CRG	Motorsport Fleischmann	21	48	-44	15	15	18
16	630	Lorenzo	SCATIGNA	ITA	Haase	TBA	16	54	-50	27	17	10
17	617	Martin	GATZ	GER	Zanardi	Matis Motorsport	27	58	-54	18	23	17
18	643	Tom	DIELISSEN	NED	CRG	CRG Holland	13	59	-55	26	14	19
19	622	Dzmitry	RYMASHEUSKI	BLR	Intrepid	Talvar Racing	22	61	-57	17	24	20
20	625	Igor	MUKHIN (MASTER	RUS	Formula K	Formula K Europe	17	62	-58	23	18	21
21	639	Marcel	SCHIRMER	GER	Intrepid	KM Racing	20	62	-58	19	20	23
22	652	Harry	DRYSDALE	GBR	Tonykart	Tatum Racing	25	63	-59	29	21	13
23	656	Bastian	KRAPOTH	GER	Formula K	Kartschmie.de11	18	64	-60	30	19	15
24	626	Eugene	BRITZ	RSA	Formula K	Formula K Europe	24	64	-60	20	22	22
25	646	Dennis	KROES (MASTER)	NED	Tonykart	Team Kroes	19	68	-64	14	25	29
26	653	Bart	NUY (MASTER)	NED	Intrepid	Team TKP	29	77	-73	24	26	27
27	636	Tamsin	GERMAIN (MASTE	GBR	Gillard	DG Racing	26	78	-74	21	27	30
28	648	Carl	CLEIRBAUT (Mastr	BEL	Praga	Brand Racing	30	78	-74	22	31	25
29	635	Chris	GROEN (MASTER)	NED	Tonykart	Team Kroes	32	79	-75	25	28	26
30	620	Florent	LAMBERT (MASTE	GBR	Tonykart	Tatum Racing	28	81	-77	28	29	24
31	634	Nikita	KHUDOV	RUS	Zanardi	G-Star Raw Racing	31	92	-88	31	30	31
32	651	Maxime	GRAVOUILLE	FRA	Sodikart	Kart Pro Racing	23	99	-95	33	33	33

Pos. 1 - 34 qualified for Prefinal

Announcements:

These results are provisional until the conclusion of any judicial and technical matters

Clerk of the course Nigel Edwards:

Stewards (Chairman) Horst Seidel:

Timekeeping Ingrid/Meik Wagner:

Scrutineer Paul Klaassen:

Printed: 12.05.2012 18:25

Posted at: h

Rotax Euro Challenge 2012
 Class: Rotax Max DD2
 Date/Time: 13.05.2012 11:00

Track: Wackersdorf / Germany
 Heat: Prefinal
 Laps: 14

Edition 1

		Quali Rank 0	17			Quali Rank 0
	33				34	
Nikita KHUDOV	634	Points 92 Quali Rank 31	16	Maxime GRAVOUILLE	651	Points 99 Quali Rank 23
	31				32	
Chris GROEN (MASTE)	635	Points 79 Quali Rank 32	15	Florent LAMBERT (MAS)	620	Points 81 Quali Rank 28
	29				30	
Tamsin GERMAIN (MAS)	636	Points 78 Quali Rank 26	14	Carl CLEIRBAUT (Ma)	648	Points 78 Quali Rank 30
	27				28	
Dennis KROES (MASTE)	646	Points 68 Quali Rank 19	13	Bart NUY (MASTER)	653	Points 77 Quali Rank 29
	25				26	
Bastian KRAPOTH	656	Points 64 Quali Rank 18	12	Eugene BRITZ	626	Points 64 Quali Rank 24
	23				24	
Marcel SCHIRMER	639	Points 62 Quali Rank 20	11	Harry DRYSDALE	652	Points 63 Quali Rank 25
	21				22	
Dzmitry RYMASHEUSKI	622	Points 61 Quali Rank 22	10	Igor MUKHIN (MASTE)	625	Points 62 Quali Rank 17
	19				20	
Martin GATZ	617	Points 58 Quali Rank 27	9	Tom DIELISSSEN	643	Points 59 Quali Rank 13
	17				18	
Maximilian FLEISCHMANN	612	Points 48 Quali Rank 21	8	Lorenzo SCATIGNA	630	Points 54 Quali Rank 16
	15				16	
Haralds GARKAKLIS	624	Points 41 Quali Rank 15	7	Erwin MONTFOORT	644	Points 43 Quali Rank 14
	13				14	
Xen DE RUWE	608	Points 31 Quali Rank 1	6	Fred ALLIKSAAR	627	Points 36 Quali Rank 6
	11				12	
Sascha Pio HAIDA	621	Points 29 Quali Rank 5	5	Patrick PEARCE	604	Points 30 Quali Rank 12
	9				10	
Antoine LEPESQUEUX	632	Points 25 Quali Rank 4	4	Kevin LUDI	607	Points 25 Quali Rank 11
	7				8	
Lucas ORROCK	623	Points 19 Quali Rank 10	3	Mathias DETIGE	602	Points 20 Quali Rank 8
	5				6	
Jules SZYMKOWIAK	603	Points 11 Quali Rank 7	2	Thomas SMITH	618	Points 17 Quali Rank 9
	3				4	
Sandro LUKOVIC	655	Points 4 Quali Rank 3	1	Miika LAIHO	649	Points 6 Quali Rank 2
	1				2	
	Pole Position		Row			

Clerk of the course Nigel Edwards:
 Stewards (Chairman) Horst Seidel:

Scrutineer Paul Klaassen:
 Timekeeping Ingrid/Meik Wagner:



Rotax Euro Challenge 2012 Wackersdorf

Rotax DD2

Wackersdorf 1,275 Km

Warm up qualified 1-34

13.05.2012 09:20

Practice (5:00 Time) started at 9:20:03

Pos	No.	Name	Nat.	Chassis	Race Team	Laps	Best Tm	Diff	Gap In Lap	km/h
1	608	Xen DE RUWE	BEL	Formula K	Formula K Europe	5	49.565			92,606
2	604	Patrick PEARCE	GBR	Tonykart	Tatum Racing	5	49.771	0.206	0.206	92,222
3	602	Mathias DETIGE	BEL	Tonykart	Bouvin Power	5	49.785	0.220	0.014	92,196
4	607	Kevin LUDI	SUI	Birel	Spirit Racing	5	49.855	0.290	0.070	92,067
5	603	Jules SZYMKOWIAK	BEL	Zanardi	G-Star Raw Racing	5	49.908	0.343	0.053	91,969
6	618	Thomas SMITH	DEN	Kosmic	Star Karting	5	49.912	0.347	0.004	91,962
7	612	Maximilian FLEISCHMANN	GER	CRG	Motorsport Fleischmann	5	49.940	0.375	0.028	91,910
8	655	Sandro LUKOVIC	AUT	Intrepid	Sportstil	5	49.963	0.398	0.023	91,868
9	630	Lorenzo SCATIGNA	ITA	Haase	TBA	5	50.023	0.458	0.060	91,758
10	623	Lucas ORROCK	GBR	Kosmic	Paul Carr Racing	5	50.041	0.476	0.018	91,725
11	632	Antoine LEPESQUEUX	FRA	Sodikart	Sodikart Junior Team	5	50.061	0.496	0.020	91,688
12	643	Tom DIELISSSEN	NED	CRG	CRG Holland	5	50.200	0.635	0.139	91,434
13	627	Fred ALLIKSAAR	EST	Zanardi	G-Star Raw Racing	5	50.208	0.643	0.008	91,420
14	625	Igor MUKHIN (MASTER)	RUS	Formula K	Formula K Europe	5	50.240	0.675	0.032	91,361
15	644	Erwin MONTFOORT	NED	Maddox	Montfoort Motorsport	5	50.246	0.681	0.006	91,351
16	626	Eugene BRITZ	RSA	Formula K	Formula K Europe	5	50.365	0.800	0.119	91,135
17	621	Sascha Pio HAIDA	GER	Birel	Haida Motorsport	5	50.401	0.836	0.036	91,070
18	620	Florent LAMBERT (MASTEI)	GBR	Tonykart	Tatum Racing	5	50.439	0.874	0.038	91,001
19	639	Marcel SCHIRMER	GER	Intrepid	KM Racing	5	50.446	0.881	0.007	90,988
20	656	Bastian KRAPOTH	GER	Formula K	Kartschmie.de11	5	50.488	0.923	0.042	90,913
21	622	Dzmitry RYMASHEUSKI	BLR	Intrepid	Talvar Racing	5	50.622	1.057	0.134	90,672
22	649	Miika LAIHO	FIN	Tonykart	MPT Racing	2	50.681	1.116	0.059	90,566
23	646	Dennis KROES (MASTER)	NED	Tonykart	Team Kroes	5	50.687	1.122	0.006	90,556
24	617	Martin GATZ	GER	Zanardi	Matis Motorsport	3	50.871	1.306	0.184	90,228
25	624	Haralds GARKAKLIS	LAT	Gillard	DFK	5	50.940	1.375	0.069	90,106
26	636	Tamsin GERMAIN (MASTE)	GBR	Gillard	DG Racing	4	51.049	1.484	0.109	89,914
27	652	Harry DRYSDALE	GBR	Tonykart	Tatum Racing	3	51.163	1.598	0.114	89,713
28	648	Carl CLEIRBAUT (Master)	BEL	Praga	Brand Racing	5	51.165	1.600	0.002	89,710
29	634	Nikita KHUDOV	RUS	Zanardi	G-Star Raw Racing	5	51.444	1.879	0.279	89,223
30	635	Chris GROEN (MASTER)	NED	Tonykart	Team Kroes	5	51.684	2.119	0.240	88,809
31	653	Bart NUY (MASTER)	NED	Intrepid	Team TKP	2	53.017	3.452	1.333	86,576



Rotax Euro Challenge 2012 Wackersdorf

Rotax DD2

Wackersdorf 1,275 Km

Warm up qualified 1-34

13.05.2012 09:20

Practice (5:00 Time) started at 9:20:01

Lap	Time of Day	Lap Tm	S1 Tm	S2 Tm	S3 Tm
(608) Xen DE RUWE					
1	9:21:52.954	51.558	18.507	17.001	16.050
2	9:22:43.151	50.197	18.060	16.420	15.717
3	9:23:32.979	49.828	17.816	16.295	15.717
4	9:24:22.636	49.657	17.722	16.250	15.685
5	9:25:12.201	49.565	17.683	16.241	15.641

(604) Patrick PEARCE					
1	9:21:47.733	51.550	18.541	16.895	16.114
2	9:22:38.357	50.624	18.066	16.581	15.977
3	9:23:28.826	50.469	18.280	16.407	15.782
4	9:24:19.054	50.228	17.813	16.504	15.911
5	9:25:08.825	49.771	17.721	16.266	15.784

(602) Mathias DETIGE					
1	9:21:48.248	51.091	18.425	16.677	15.989
2	9:22:38.533	50.285	17.944	16.499	15.842
3	9:23:28.532	49.999	17.861	16.310	15.828
4	9:24:18.317	49.785	17.743	16.259	15.783
5	9:25:08.103	49.786	17.806	16.245	15.735

(607) Kevin LUDI					
1	9:21:49.868	51.135	18.488	16.744	15.903
2	9:22:40.648	50.780	18.167	16.684	15.929
3	9:23:30.859	50.211	17.954	16.380	15.877
4	9:24:20.893	50.034	17.776	16.458	15.800
5	9:25:10.748	49.855	17.744	16.349	15.762

(603) Jules SZYMKOWIAK					
1	9:21:49.619	51.243	18.479	16.683	16.081
2	9:22:40.831	51.212	18.657	16.612	15.943
3	9:23:31.056	50.225	17.939	16.380	15.906
4	9:24:21.142	50.086	17.780	16.453	15.853
5	9:25:11.050	49.908	17.729	16.265	15.914

(618) Thomas SMITH					
1	9:22:12.923	51.391	18.715	16.723	15.953
2	9:23:03.313	50.390	17.962	16.554	15.874
3	9:23:54.176	50.863	18.450	16.577	15.836
4	9:24:44.412	50.236	18.160	16.333	15.743
5	9:25:34.324	49.912	17.862	16.281	15.769

(612) Maximilian FLEISCHMANN					
1	9:22:13.553	51.580	18.649	16.822	16.109
2	9:23:03.828	50.275	18.002	16.434	15.839
3	9:23:54.452	50.624	18.225	16.550	15.849
4	9:24:44.884	50.432	18.234	16.388	15.810
5	9:25:34.824	49.940	17.814	16.273	15.853

(655) Sandro LUKOVIC					
1	9:21:51.220	50.977	18.366	16.621	15.990
2	9:22:41.778	50.558	18.090	16.494	15.974
3	9:23:32.009	50.231	17.963	16.353	15.915
4	9:24:21.972	49.963	17.814	16.316	15.833
5	9:25:11.938	49.966	17.791	16.291	15.884

(630) Lorenzo SCATIGNA					
1	9:21:54.662	51.565	18.522	16.767	16.276
2	9:22:45.183	50.521	18.197	16.450	15.874
3	9:23:36.326	51.143	18.201	16.832	16.110
4	9:24:26.642	50.316	17.854	16.377	16.085
5	9:25:16.665	50.023	17.781	16.359	15.883

(623) Lucas ORROCK					
1	9:21:53.838	51.854	18.444	17.262	16.148
2	9:22:44.494	50.656	17.992	16.606	16.058
3	9:23:34.957	50.463	17.987	16.459	16.017
4	9:24:25.058	50.101	17.749	16.458	15.894
5	9:25:15.099	50.041	17.800	16.410	15.831

(632) Antoine LEPESQUEUX					
1	9:21:54.231	51.824	18.487	17.067	16.270

2	9:22:44.829	50.598	18.060	16.460	16.078
3	9:23:35.049	50.220	18.040	16.342	15.838
4	9:24:25.178	50.129	17.916	16.386	15.827
5	9:25:15.239	50.061	17.814	16.531	15.716

(643) Tom DIELISSSEN					
1	9:22:17.514	51.879	18.744	17.020	16.115
2	9:23:08.168	50.654	18.011	16.606	16.037
3	9:23:58.696	50.528	18.027	16.526	15.975
4	9:24:48.896	50.200	17.953	16.426	15.821
5	9:25:45.053	56.157	17.714	18.110	20.333

(627) Fred ALLIKSAAR					
1	9:22:10.354	51.320	18.379	16.782	16.159
2	9:23:01.391	51.037	17.983	16.728	16.326
3	9:23:52.321	50.930	18.579	16.431	15.920
4	9:24:42.529	50.208	17.805	16.457	15.946
5	9:25:34.630	52.101	17.735	16.461	17.905

(625) Igor MUKHIN (MASTER)					
1	9:21:59.048	53.136	18.745	17.777	16.614
2	9:22:50.788	51.740	18.815	16.879	16.046
3	9:23:41.627	50.839	18.222	16.630	15.987
4	9:24:32.110	50.483	17.980	16.635	15.868
5	9:25:22.350	50.240	17.939	16.475	15.826

(644) Erwin MONTFOORT					
1	9:21:58.769	52.782	19.257	16.991	16.534
2	9:22:49.793	51.024	18.321	16.642	16.061
3	9:23:40.039	50.246	17.851	16.486	15.909
4	9:24:30.378	50.339	17.771	16.618	15.950
5	9:25:22.042	51.664	17.829	16.592	17.243

(626) Eugene BRITZ					
1	9:21:51.024	51.674	18.658	16.828	16.188
2	9:22:42.370	51.346	18.576	16.688	16.082
3	9:23:32.870	50.500	18.062	16.470	15.968
4	9:24:23.707	50.837	18.185	16.492	16.160
5	9:25:14.072	50.365	17.901	16.534	15.930

(621) Sascha Pio HAIDA					
1	9:21:57.273	52.236	18.917	17.036	16.283
2	9:22:48.463	51.190	18.276	16.669	16.245
3	9:23:39.003	50.540	18.019	16.579	15.942
4	9:24:29.686	50.683	18.055	16.600	16.028
5	9:25:20.087	50.401	17.855	16.631	15.915

(620) Florent LAMBERT (MASTER)					
1	9:21:56.802	52.333	18.997	17.026	16.310
2	9:22:48.232	51.430	18.229	16.792	16.409
3	9:23:38.671	50.439	18.008	16.519	15.912
4	9:24:29.431	50.760	18.228	16.545	15.987
5	9:25:19.900	50.469	17.962	16.537	15.970

(639) Marcel SCHIRMER					
1	9:22:14.143	51.787	18.776	16.827	16.184
2	9:23:04.642	50.499	18.039	16.622	15.838
3	9:23:55.441	50.799	18.092	16.766	15.941
4	9:24:46.198	50.757	18.120	16.653	15.984
5	9:25:36.644	50.446	17.932	16.609	15.905

(656) Bastian KRAPOTH					
1	9:21:57.740	52.497	18.935	17.167	16.395
2	9:22:48.672	50.932	18.104	16.617	16.211
3	9:23:39.251	50.579	18.005	16.616	15.958
4	9:24:30.026	50.775	18.013	16.690	16.072
5	9:25:20.514	50.488	17.951	16.524	16.013

(622) Dzmitry RYMASHEUSKI					
1	9:21:55.512	51.505	18.519	16.872	16.114
2	9:22:46.808	51.296	18.356	16.657	16.283
3	9:23:37.430	50.622	18.100	16.577	15.945
4	9:24:28.188	50.758	17.975	16.860	15.923



Rotax Euro Challenge 2012 Wackersdorf

Rotax DD2

Wackersdorf 1,275 Km

Warm up qualified 1-34

13.05.2012 09:20

Practice (5:00 Time) started at 9:20:01

Lap	Time of Day	Lap Tm	S1 Tm	S2 Tm	S3 Tm	Lap	Time of Day	Lap Tm	S1 Tm	S2 Tm	S3 Tm
5	9:25:18.929	50.741	18.095	16.552	16.094						
(649) Miika LAIHO											
1	9:22:06.463	51.761	18.624	16.927	16.210						
2	9:22:57.144	50.681	17.990	16.578	16.113						
(646) Dennis KROES (MASTER)											
1	9:22:00.061	52.179	18.715	17.199	16.265						
2	9:22:51.202	51.141	18.260	16.781	16.100						
3	9:23:41.889	50.687	18.031	16.734	15.922						
4	9:24:32.598	50.709	18.009	16.648	16.052						
5	9:25:23.479	50.881	18.090	16.601	16.190						
(617) Martin GATZ											
1	9:22:00.501	52.410	18.848	17.249	16.313						
2	9:22:51.372	50.871	18.273	16.546	16.052						
3	9:23:44.271	52.899	18.068	16.701	18.130						
(624) Haralds GARKAKLIS											
1	9:21:58.591	52.401	18.822	17.121	16.458						
2	9:22:50.008	51.417	18.246	16.758	16.413						
3	9:23:40.948	50.940	18.029	16.659	16.252						
4	9:24:36.808	55.860	21.987	17.531	16.342						
5	9:25:29.900	53.092	18.176	17.057	17.859						
(636) Tamsin GERMAIN (MASTER)											
1	9:23:18.027	52.208	18.782	17.078	16.348						
2	9:24:09.196	51.169	18.452	16.706	16.011						
3	9:25:00.245	51.049	18.019	17.011	16.019						
4	9:25:51.298	51.053	18.057	16.790	16.206						
(652) Harry DRYSDALE											
1	9:21:53.559	51.934	18.500	17.325	16.109						
2	9:22:44.722	51.163	18.080	16.653	16.430						
3	9:23:37.811	53.089	18.520	17.291	17.278						
(648) Carl CLEIRBAUT											
1	9:21:54.604	53.975	19.257	17.950	16.768						
2	9:22:46.958	52.354	18.792	16.960	16.602						
3	9:23:38.307	51.349	18.213	16.988	16.148						
4	9:24:30.639	52.332	18.985	17.278	16.069						
5	9:25:21.804	51.165	18.427	16.665	16.073						
(634) Nikita KHUDOV											
1	9:22:07.258	55.448	20.061	18.078	17.309						
2	9:23:01.320	54.062	19.390	17.741	16.931						
3	9:23:53.950	52.630	19.146	16.892	16.592						
4	9:24:46.853	52.903	19.107	17.360	16.436						
5	9:25:38.297	51.444	18.297	16.921	16.226						
(635) Chris GROEN (MASTER)											
1	9:22:10.455	54.328	19.366	17.696	17.266						
2	9:23:02.991	52.536	18.681	17.209	16.646						
3	9:23:56.435	53.444	19.240	17.539	16.665						
4	9:24:48.119	51.684	18.406	16.852	16.426						
5	9:25:40.043	51.924	18.237	17.219	16.468						
(653) Bart NUY (MASTER)											
1	9:22:02.024	53.017	18.881	17.194	16.942						
2	9:22:59.063	57.039	19.518	18.024	19.497						



Rotax Euro Challenge 2012 Wackersdorf

Rotax DD2 Wackersdorf 1,275 Km
 Pre-Final 13.05.2012 11:00
 -NEW-


Race (14 Laps) started at 11:04:01

Pos	No.	Name	Nat.	Chassis	Race Team	Laps	Total Tm	Diff	Best Tm	In Lap	km/h	Points
1	602	Mathias DETIGE	BEL	Tonykart	Bouvin Power	14	11:45.392		49.599	3	92,542	34
2	655	Sandro LUKOVIC	AUT	Intrepid	Sportstil	14	11:47.072	1.680	49.977	11	91,842	33
3	604	Patrick PEARCE	GBR	Tonykart	Tatum Racing	14	11:47.439	2.047	49.628	5	92,488	32
4	623	Lucas ORROCK	GBR	Kosmic	Paul Carr Racing	14	11:48.759	3.367	50.064	4	91,683	31
5	618	Thomas SMITH	DEN	Kosmic	Star Karting	14	11:48.983	3.591	49.874	9	92,032	30
6	608	Xen DE RUWE	BEL	Formula K	Formula K Europe	14	11:49.296	3.904	49.635	5	92,475	29
7	649	Miika LAIHO	FIN	Tonykart	MPT Racing	14	11:49.492	4.100	49.772	13	92,221	28
8	612	Maximilian FLEISCHMANN	GER	CRG	Motorsport Fleischmann	14	11:50.102	4.710	49.926	10	91,936	27
9	632	Antoine LEPESQUEUX	FRA	Sodikart	Sodikart Junior Team	14	11:50.438	5.046	49.870	13	92,039	26
10	607	Kevin LUDI	SUI	Birel	Spirit Racing	14	11:51.931	6.539	49.863	6	92,052	25
11	652	Harry DRYSDALE	GBR	Tonykart	Tatum Racing	14	11:52.414	7.022	49.854	5	92,069	24
12	621	Sascha Pio HAIDA	GER	Birel	Haida Motorsport	14	11:53.748	8.356	50.016	6	91,771	23
13	639	Marcel SCHIRMER	GER	Intrepid	KM Racing	14	11:53.904	8.512	49.819	5	92,134	22
14	644	Erwin MONTFOORT	NED	Maddox	Montfoort Motorsport	14	11:55.329	9.937	50.020	12	91,763	21
15	643	Tom DIELISSSEN	NED	CRG	CRG Holland	14	11:55.503	10.111	50.080	12	91,653	20
16	627	Fred ALLIKSAAR	EST	Zanardi	G-Star Raw Racing	14	11:56.053	10.661	49.785	6	92,196	19
17	630	Lorenzo SCATIGNA	ITA	Haase	TBA	14	11:56.190	10.798	50.038	7	91,730	18
18	603	Jules SZYMKOWIAK	BEL	Zanardi	G-Star Raw Racing	14	11:56.738	11.346	49.872	11	92,036	17
19	646	Dennis KROES (MASTER)	NED	Tonykart	Team Kroes	14	11:58.465	13.073	50.206	10	91,423	16
20	636	Tamsin GERMAIN (MASTER)	GBR	Gillard	DG Racing	14	11:58.653	13.261	50.016	10	91,771	15
21	648	Carl CLEIRBAUT (Master)	BEL	Praga	Brand Racing	14	11:59.320	13.928	50.521	12	90,853	14
22	622	Dzmitry RYMASHEUSKI	BLR	Intrepid	Talvar Racing	14	12:00.176	14.784	50.259	11	91,327	13
23	656	Bastian KRAPOTH	GER	Formula K	Kartschmie.de11	14	12:00.288	14.896	50.300	6	91,252	12
24	617	Martin GATZ	GER	Zanardi	Matis Motorsport	14	12:04.116	18.724	50.702	11	90,529	11
25	653	Bart NUY (MASTER)	NED	Intrepid	Team TKP	14	12:04.495	19.103	50.780	8	90,390	10
26	634	Nikita KHUDOV	RUS	Zanardi	G-Star Raw Racing	14	12:04.768	19.376	50.567	8	90,771	9
27	626	Eugene BRITZ	RSA	Formula K	Formula K Europe	14	12:07.127	21.735	50.146	5	91,533	8
28	625	Igor MUKHIN (MASTER)	RUS	Formula K	Formula K Europe	14	12:09.638	24.246	50.420	8	91,035	7
29	635	Chris GROEN (MASTER)	NED	Tonykart	Team Kroes	14	12:13.573	28.181	51.206	12	89,638	6
30	624	Haralds GARKAKLIS	LAT	Gillard	DFK	8	6:50.109	6 Laps	50.049	6	91,710	5
31	620	Florent LAMBERT (MASTER)	GBR	Tonykart	Tatum Racing	2	1:49.286	12 Laps	51.350	2	89,387	4

Not classified												
DNS	651	Maxime GRAVOUILLE	FRA	Sodikart	Kart Pro Racing			DNS		0	-	0

Announcements
 These results are provisional until the conclusion of any judicial and technical matters
 Started: 31 Classified: 31 Not classified: 0
 No. 649 warning board
 No. 603 warning board twice
 No. 603 time penalty 10 sec. / reason unfair driving

Margin of Victory	Ø km/h	Best Lap Tm	km/h	Best Lap by
1.680	91,098	49.599	92,542	602 - Mathias DETIGE

Timekeeping Ingrid and Meik Wagner:  Clerk of the course Nigel Edwards: www.mylaps.com
 Steward (Chairman) Horst Seidel: Chief Scrutineer Paul Klaassen: Licensed to: Motorsport Events
 Printed: 13.05.2012 12:14:48 posted at: h



Rotax Euro Challenge 2012 Wackersdorf

Rotax DD2

Wackersdorf 1,275 Km

Pre-Final

13.05.2012 11:00

Race (14 Laps) started at 11:04:01

Lap	Time of Day	Lap Tm	S1 Tm	S2 Tm	S3 Tm	Lap	Time of Day	Lap Tm	S1 Tm	S2 Tm	S3 Tm
(602) Mathias DETIGE						8	11:10:46.412	50.503	18.006	16.511	15.986
1	11:04:55.300	53.516	20.099	16.856	16.561	9	11:11:37.617	51.205	18.791	16.465	15.949
2	11:05:45.689	50.389	18.093	16.470	15.826	10	11:12:28.899	51.282	17.832	17.563	15.887
3	11:06:35.288	49.599	17.691	16.247	15.661	11	11:13:19.040	50.141	17.841	16.422	15.878
4	11:07:25.311	50.023	17.959	16.224	15.840	12	11:14:09.200	50.160	17.876	16.493	15.791
5	11:08:15.133	49.822	17.574	16.432	15.816	13	11:14:59.470	50.270	17.827	16.556	15.887
6	11:09:05.439	50.306	18.181	16.372	15.753	14	11:15:50.013	50.543	17.972	16.620	15.951
7	11:09:56.000	50.561	17.827	16.487	16.247	(618) Thomas SMITH					
8	11:10:46.526	50.526	17.822	16.483	16.221	1	11:04:54.443	52.943	19.150	17.521	16.272
9	11:11:36.701	50.175	17.955	16.379	15.841	2	11:05:44.691	50.248	17.776	16.590	15.882
10	11:12:27.158	50.457	18.297	16.364	15.796	3	11:06:34.794	50.103	17.714	16.560	15.829
11	11:13:16.992	49.834	17.673	16.369	15.792	4	11:07:25.015	50.221	17.772	16.382	16.067
12	11:14:06.805	49.813	17.711	16.331	15.771	5	11:08:15.305	50.290	17.623	16.767	15.900
13	11:14:56.722	49.917	17.705	16.370	15.842	6	11:09:06.424	51.119	18.408	16.503	16.208
14	11:15:46.646	49.924	17.777	16.373	15.774	7	11:09:58.060	51.636	19.073	16.770	15.793
(603) Jules SZYMKOWIAK						8	11:10:48.167	50.107	17.612	16.563	15.932
1	11:04:53.898	52.380	19.334	16.911	16.135	9	11:11:38.041	49.874	17.688	16.452	15.734
2	11:05:44.080	50.182	17.927	16.420	15.835	10	11:12:28.369	50.328	17.944	16.624	15.760
3	11:06:33.986	49.906	17.764	16.301	15.841	11	11:13:19.278	50.909	17.862	16.535	16.512
4	11:07:25.396	51.410	18.918	16.282	16.210	12	11:14:09.274	49.996	17.734	16.526	15.736
5	11:08:15.813	50.417	17.866	16.362	16.189	13	11:14:59.565	50.291	17.846	16.590	15.855
6	11:09:06.666	50.853	18.366	16.471	16.016	14	11:15:50.237	50.672	17.968	16.697	16.007
7	11:09:57.510	50.844	18.544	16.485	15.815	(608) Xen DE RUWE					
8	11:10:47.676	50.166	17.810	16.495	15.861	1	11:04:55.936	53.853	20.566	16.887	16.400
9	11:11:37.804	50.128	17.797	16.366	15.965	2	11:05:48.018	52.082	18.800	16.545	16.737
10	11:12:27.974	50.170	17.840	16.547	15.783	3	11:06:38.540	50.522	18.273	16.426	15.823
11	11:13:17.846	49.872	17.685	16.405	15.782	4	11:07:28.557	50.017	17.653	16.506	15.858
12	11:14:07.870	50.024	17.723	16.395	15.906	5	11:08:18.192	49.635	17.670	16.338	15.627
13	11:14:57.960	50.090	17.812	16.402	15.876	6	11:09:07.992	49.800	17.671	16.416	15.713
14	11:15:47.992	50.032	17.745	16.431	15.856	7	11:09:59.151	51.159	18.394	16.949	15.816
(605) Sandro LUKOVIC						8	11:10:48.901	49.750	17.778	16.325	15.647
1	11:04:52.846	51.570	18.911	16.703	15.956	9	11:11:38.992	50.091	17.714	16.447	15.930
2	11:05:43.454	50.608	18.078	16.570	15.960	10	11:12:28.948	49.956	17.685	16.658	15.613
3	11:06:33.834	50.380	17.796	16.448	16.136	11	11:13:19.977	51.029	18.930	16.357	15.742
4	11:07:24.401	50.567	18.256	16.446	15.865	12	11:14:10.383	50.406	17.773	16.521	16.112
5	11:08:14.792	50.391	17.816	16.464	16.111	13	11:15:00.261	49.878	17.809	16.376	15.693
6	11:09:06.322	51.530	18.838	16.433	16.259	14	11:15:50.550	50.289	17.700	16.555	16.034
7	11:09:56.674	50.352	17.795	16.463	16.094	(649) Miika LAIHO					
8	11:10:46.863	50.189	17.843	16.441	15.905	1	11:04:52.775	51.521	18.725	16.669	16.127
9	11:11:37.177	50.314	18.153	16.409	15.752	2	11:05:43.533	50.758	18.284	16.599	15.875
10	11:12:27.707	50.530	18.140	16.522	15.868	3	11:06:33.762	50.229	17.860	16.410	15.959
11	11:13:17.684	49.977	17.749	16.428	15.800	4	11:07:25.485	51.723	19.739	16.341	15.643
12	11:14:07.937	50.253	17.719	16.388	16.146	5	11:08:15.647	50.162	17.917	16.366	15.879
13	11:14:58.265	50.328	17.965	16.488	15.875	6	11:09:06.594	50.947	18.326	16.447	16.174
14	11:15:48.326	50.061	17.780	16.460	15.821	7	11:09:56.568	49.974	17.780	16.347	15.847
(604) Patrick PEARCE						8	11:10:46.697	50.129	17.665	16.366	16.098
1	11:04:55.244	53.026	19.399	16.996	16.631	9	11:11:36.823	50.126	18.015	16.317	15.794
2	11:05:45.912	50.668	18.356	16.472	15.840	10	11:12:29.531	52.708	18.641	18.209	15.858
3	11:06:35.602	49.690	17.687	16.295	15.708	11	11:13:19.914	50.383	18.117	16.389	15.877
4	11:07:26.477	50.875	18.390	16.366	16.119	12	11:14:10.281	50.367	17.723	16.750	15.894
5	11:08:16.105	49.628	17.600	16.275	15.753	13	11:15:00.053	49.772	17.660	16.336	15.776
6	11:09:06.768	50.663	18.199	16.551	15.913	14	11:15:50.746	50.693	17.799	16.524	16.370
7	11:09:57.337	50.569	18.256	16.409	15.904	(612) Maximilian FLEISCHMANN					
8	11:10:47.966	50.629	18.185	16.569	15.875	1	11:04:57.227	54.583	21.021	17.208	16.354
9	11:11:37.934	49.968	17.774	16.315	15.879	2	11:05:48.215	50.988	18.328	16.649	16.011
10	11:12:28.287	50.353	17.958	16.521	15.874	3	11:06:38.678	50.463	18.267	16.454	15.742
11	11:13:18.556	50.269	17.886	16.439	15.944	4	11:07:29.144	50.466	17.809	16.450	16.207
12	11:14:08.597	50.041	17.765	16.343	15.933	5	11:08:19.151	50.007	17.757	16.378	15.872
13	11:14:58.631	50.034	17.781	16.363	15.890	6	11:09:09.175	50.024	17.780	16.389	15.855
14	11:15:48.693	50.062	17.729	16.429	15.904	7	11:09:59.501	50.326	17.772	16.591	15.963
(602) Lucas ORROCK						8	11:10:50.632	51.131	18.601	16.482	16.048
1	11:04:54.165	52.556	19.456	16.977	16.123	9	11:11:40.736	50.104	17.704	16.479	15.921
2	11:05:44.499	50.334	17.905	16.525	15.904	10	11:12:30.662	49.926	17.738	16.426	15.762
3	11:06:34.584	50.085	17.748	16.468	15.869	11	11:13:21.078	50.416	17.870	16.492	16.054
4	11:07:24.648	50.064	17.791	16.402	15.871	12	11:14:11.101	50.023	17.818	16.385	15.820
5	11:08:14.871	50.223	17.833	16.484	15.906	13	11:15:01.145	50.044	17.477	16.431	15.866
6	11:09:05.219	50.348	18.010	16.476	15.862	14	11:15:51.356	50.211	17.853	16.471	15.887
7	11:09:55.909	50.690	17.888	16.445	16.357	(632) Antoine LEPESQUEUX					



Rotax Euro Challenge 2012 Wackersdorf

Rotax DD2

Wackersdorf 1,275 Km

Pre-Final

13.05.2012 11:00

Race (14 Laps) started at 11:04:01

Lap	Time of Day	Lap Tm	S1 Tm	S2 Tm	S3 Tm	Lap	Time of Day	Lap Tm	S1 Tm	S2 Tm	S3 Tm
1	11:04:54.796	53.073	19.606	17.128	16.339	10	11:12:33.165	50.184	17.848	16.484	15.852
2	11:05:45.289	50.493	18.160	16.423	15.910	11	11:13:23.497	50.332	18.073	16.441	15.818
3	11:06:35.173	49.884	17.797	16.334	15.753	12	11:14:13.544	50.047	17.860	16.478	15.709
4	11:07:26.867	51.694	18.584	16.428	16.682	13	11:15:03.853	50.309	17.931	16.591	15.787
5	11:08:17.115	50.248	18.209	16.351	15.688	14	11:15:55.158	51.305	18.882	16.542	15.881
6	11:09:07.033	49.918	17.897	16.288	15.733	(644) Erwin MONTFOORT					
7	11:09:58.360	51.327	18.595	16.877	15.855	1	11:04:57.094	54.540	20.940	17.228	16.372
8	11:10:48.550	50.190	17.941	16.368	15.881	2	11:05:48.137	51.043	18.335	16.594	16.114
9	11:11:39.125	50.575	17.979	16.408	16.188	3	11:06:40.540	52.403	19.093	16.793	16.517
10	11:12:30.217	51.092	18.771	16.595	15.726	4	11:07:31.984	51.444	17.971	16.431	17.042
11	11:13:21.512	51.295	18.134	16.550	16.611	5	11:08:22.286	50.302	18.065	16.388	15.849
12	11:14:11.528	50.016	17.871	16.394	15.751	6	11:09:13.059	50.773	18.562	16.427	15.784
13	11:15:01.398	49.870	17.791	16.367	15.712	7	11:10:03.383	50.324	17.971	16.491	15.862
14	11:15:51.692	50.294	17.924	16.385	15.985	8	11:10:53.768	50.385	17.723	16.664	15.998
(607) Kevin LUDI						9	11:11:44.401	50.633	17.731	16.562	16.340
1	11:04:55.695	53.729	20.548	16.879	16.302	10	11:12:34.564	50.163	17.889	16.441	15.833
2	11:05:47.077	51.382	18.745	16.619	16.018	11	11:13:24.858	50.294	17.708	16.659	15.927
3	11:06:37.277	50.200	17.942	16.371	15.887	12	11:14:14.878	50.020	17.744	16.508	15.768
4	11:07:27.209	49.932	17.791	16.349	15.792	13	11:15:05.111	50.233	17.743	16.606	15.884
5	11:08:17.464	50.255	18.037	16.451	15.767	14	11:15:56.583	51.472	18.120	17.141	16.211
6	11:09:07.327	49.863	17.805	16.356	15.702	(643) Tom DIELISSSEN					
7	11:09:58.852	51.525	18.520	16.983	16.022	1	11:04:57.997	54.693	21.144	17.142	16.407
8	11:10:49.143	50.291	17.787	16.452	16.052	2	11:05:48.853	50.856	18.070	16.651	16.135
9	11:11:39.246	50.103	17.780	16.426	15.897	3	11:06:41.637	52.784	18.298	18.385	16.101
10	11:12:30.104	50.858	18.448	16.592	15.818	4	11:07:32.287	50.650	18.234	16.449	15.967
11	11:13:22.078	51.974	18.087	16.594	17.293	5	11:08:22.580	50.293	17.896	16.489	15.908
12	11:14:12.142	50.064	17.851	16.444	15.769	6	11:09:12.998	50.418	18.029	16.401	15.988
13	11:15:02.954	50.812	18.399	16.501	15.912	7	11:10:03.128	50.130	17.742	16.419	15.969
14	11:15:53.185	50.231	17.875	16.472	15.884	8	11:10:53.562	50.434	17.762	16.673	15.999
(652) Harry DRYSDALE						9	11:11:44.009	50.447	17.801	16.463	16.183
1	11:04:58.220	54.649	21.359	17.018	16.272	10	11:12:34.207	50.198	17.710	16.537	15.951
2	11:05:49.304	51.084	18.012	16.870	16.202	11	11:13:24.583	50.376	17.783	16.664	15.929
3	11:06:40.854	51.550	18.260	16.875	16.415	12	11:14:14.663	50.080	17.799	16.426	15.855
4	11:07:31.200	50.346	17.861	16.404	16.081	13	11:15:04.786	50.123	17.750	16.536	15.837
5	11:08:21.054	49.854	17.675	16.386	15.793	14	11:15:56.757	51.971	18.541	17.312	16.118
6	11:09:11.133	50.079	17.724	16.492	15.863	(627) Fred ALLIKSAAR					
7	11:10:01.182	50.049	17.762	16.452	15.835	1	11:04:56.757	54.442	20.815	17.453	16.174
8	11:10:52.128	50.946	17.758	16.656	16.532	2	11:05:47.645	50.888	18.370	16.577	15.941
9	11:11:42.760	50.632	17.788	16.928	15.916	3	11:06:37.788	50.143	17.864	16.397	15.882
10	11:12:32.864	50.104	17.744	16.525	15.835	4	11:07:27.924	50.136	17.728	16.507	15.901
11	11:13:23.042	50.178	17.907	16.478	15.793	5	11:08:18.043	50.119	17.858	16.438	15.823
12	11:14:13.154	50.112	17.829	16.451	15.832	6	11:09:07.828	49.785	17.671	16.360	15.754
13	11:15:03.386	50.232	17.813	16.571	15.848	7	11:09:59.294	51.466	18.540	16.884	16.042
14	11:15:53.668	50.282	18.041	16.440	15.801	8	11:10:51.984	52.690	18.773	17.079	16.838
(621) Sascha Pio HAIDA						9	11:11:42.473	50.489	17.772	16.850	15.867
1	11:04:55.567	53.610	20.117	16.946	16.547	10	11:12:33.008	50.535	17.866	16.531	16.138
2	11:05:46.392	50.825	18.330	16.590	15.905	11	11:13:23.332	50.324	17.873	16.553	15.898
3	11:06:36.608	50.216	17.767	16.559	15.890	12	11:14:13.378	50.046	17.789	16.485	15.772
4	11:07:26.805	50.197	17.758	16.380	16.059	13	11:15:03.652	50.274	17.885	16.577	15.812
5	11:08:16.953	50.148	17.736	16.543	15.869	14	11:15:57.307	53.655	19.427	17.862	16.366
6	11:09:06.969	50.016	17.757	16.387	15.872	(630) Lorenzo SCATIGNA					
7	11:09:59.214	52.245	18.509	17.449	16.287	1	11:04:58.127	55.332	21.312	17.682	16.338
8	11:10:50.792	51.578	18.658	16.766	16.154	2	11:05:49.500	51.373	18.652	16.526	16.195
9	11:11:41.207	50.415	17.944	16.536	15.935	3	11:06:40.947	51.447	18.282	17.025	16.140
10	11:12:31.401	50.194	17.854	16.497	15.843	4	11:07:31.782	50.835	18.392	16.446	15.997
11	11:13:21.792	50.391	17.879	16.522	15.990	5	11:08:22.149	50.367	17.978	16.490	15.899
12	11:14:11.949	50.157	17.829	16.396	15.932	6	11:09:12.450	50.301	18.070	16.412	15.819
13	11:15:03.332	51.383	18.736	16.627	16.020	7	11:10:02.488	50.038	17.789	16.359	15.890
14	11:15:55.002	51.670	19.084	16.619	15.967	8	11:10:52.939	50.451	17.869	16.496	16.086
(639) Marcel SCHIRMER						9	11:11:43.532	50.593	17.814	16.672	16.107
1	11:04:57.361	53.722	20.296	17.210	16.216	10	11:12:33.703	50.171	17.740	16.569	15.862
2	11:05:48.911	51.550	18.464	17.013	16.073	11	11:13:23.951	50.248	17.983	16.437	15.828
3	11:06:40.291	51.380	18.435	16.831	16.114	12	11:14:14.062	50.111	17.862	16.435	15.814
4	11:07:30.198	49.907	17.869	16.269	15.769	13	11:15:04.296	50.234	17.803	16.483	15.948
5	11:08:20.017	49.819	17.634	16.378	15.807	14	11:15:57.444	53.148	18.918	17.711	16.519
6	11:09:10.006	49.989	17.836	16.395	15.758	(646) Dennis KROES (MASTER)					
7	11:10:00.215	50.209	17.983	16.517	15.709	1	11:05:00.743	55.961	22.155	17.419	16.387
8	11:10:51.644	51.429	18.313	16.868	16.248	2	11:05:52.176	51.433	18.443	16.905	16.085
9	11:11:42.981	51.337	17.763	17.651	15.923						

Timekeeping Ingrid and Meik Wagner:

Clerk of the course Nigel Edwards:

www.mylaps.com

Steward (Chairman) Horst Seidel:

Chief Scrutineer Paul Klaassen:

Licensed to: Motorsport Events



Rotax Euro Challenge 2012 Wackersdorf

Rotax DD2

Wackersdorf 1,275 Km

Pre-Final

13.05.2012 11:00

Race (14 Laps) started at 11:04:01

Lap	Time of Day	Lap Tm	S1 Tm	S2 Tm	S3 Tm	Lap	Time of Day	Lap Tm	S1 Tm	S2 Tm	S3 Tm
3	11:06:43.182	51.006	18.166	16.634	16.206	12	11:14:16.888	50.538	17.991	16.497	16.050
4	11:07:34.432	51.250	18.035	17.251	15.964	13	11:15:07.326	50.438	17.947	16.476	16.015
5	11:08:25.195	50.763	17.999	16.775	15.989	14	11:16:01.542	54.216	18.342	19.219	16.655
6	11:09:16.038	50.843	18.003	16.717	16.123	(617) Martin GATZ					
7	11:10:06.399	50.361	17.761	16.610	15.990	1	11:04:58.662	55.318	21.873	17.175	16.270
8	11:10:56.808	50.409	17.839	16.521	16.049	2	11:05:50.010	51.348	18.445	16.731	16.172
9	11:11:47.308	50.500	17.845	16.568	16.087	3	11:06:41.239	51.229	18.209	16.908	16.112
10	11:12:37.514	50.206	17.790	16.492	15.924	4	11:07:35.356	54.117	18.910	18.815	16.392
11	11:13:28.010	50.496	17.773	16.548	16.175	5	11:08:26.412	51.056	17.890	16.663	16.503
12	11:14:18.385	50.375	17.960	16.538	15.877	6	11:09:17.439	51.027	17.960	16.794	16.273
13	11:15:08.905	50.520	17.859	16.642	16.019	7	11:10:08.158	50.719	18.007	16.619	16.093
14	11:15:59.719	50.814	17.811	16.846	16.157	8	11:10:59.343	51.185	18.399	16.758	16.028
(636) Tamsin GERMAIN (MASTER)						9	11:11:50.213	50.870	18.033	16.750	16.087
1	11:05:01.674	56.728	22.481	17.775	16.472	10	11:12:41.092	50.879	17.944	16.667	16.268
2	11:05:52.940	51.266	18.390	16.874	16.002	11	11:13:31.794	50.702	17.954	16.576	16.172
3	11:06:43.521	50.581	17.976	16.602	16.003	12	11:14:22.865	51.071	17.912	17.024	16.135
4	11:07:35.505	51.984	18.181	17.540	16.263	13	11:15:13.742	50.877	18.064	16.776	16.037
5	11:08:26.477	50.972	17.951	16.602	16.419	14	11:16:05.370	51.628	18.120	17.191	16.317
6	11:09:17.248	50.771	18.015	16.603	16.153	(653) Bart NUY (MASTER)					
7	11:10:07.874	50.626	17.672	16.735	16.219	1	11:04:59.681	55.826	22.100	17.231	16.495
8	11:10:57.971	50.097	17.765	16.429	15.903	2	11:05:51.245	51.564	18.510	16.832	16.222
9	11:11:48.204	50.233	17.682	16.468	16.083	3	11:06:42.644	51.399	18.401	16.666	16.332
10	11:12:38.220	50.016	17.708	16.373	15.935	4	11:07:33.947	51.303	18.188	16.941	16.174
11	11:13:28.556	50.336	17.872	16.475	15.989	5	11:08:24.941	50.994	18.220	16.707	16.067
12	11:14:18.933	50.377	17.855	16.505	16.017	6	11:09:16.570	51.629	18.405	16.832	16.392
13	11:15:09.276	50.343	17.818	16.588	15.937	7	11:10:08.091	51.521	18.079	16.817	16.625
14	11:15:59.907	50.631	17.970	16.713	15.948	8	11:10:58.871	50.780	17.882	16.654	16.244
(648) Carl CLEIRBAUT						9	11:11:50.010	51.139	18.167	16.705	16.267
1	11:04:58.909	54.745	21.174	17.356	16.215	10	11:12:41.268	51.258	17.967	16.944	16.347
2	11:05:50.323	51.414	18.512	16.877	16.025	11	11:13:32.292	51.024	18.096	16.651	16.277
3	11:06:42.073	51.750	18.125	17.486	16.139	12	11:14:23.218	50.926	18.015	16.674	16.237
4	11:07:33.210	51.137	18.067	16.860	16.210	13	11:15:14.399	51.181	18.066	16.819	16.296
5	11:08:23.987	50.777	18.203	16.595	15.979	14	11:16:05.749	51.350	18.033	16.991	16.326
6	11:09:14.511	50.524	17.847	16.754	15.923	(634) Nikita KHUDOV					
7	11:10:05.278	50.767	18.029	16.645	16.093	1	11:05:01.259	55.859	21.676	17.634	16.549
8	11:10:55.921	50.643	17.852	16.615	16.176	2	11:05:53.346	52.087	18.703	17.180	16.204
9	11:11:46.569	50.648	18.000	16.625	16.023	3	11:06:44.746	51.400	18.216	16.792	16.392
10	11:12:37.136	50.567	17.883	16.610	16.074	4	11:07:36.840	52.094	18.143	16.791	17.160
11	11:13:27.695	50.559	17.973	16.546	16.040	5	11:08:27.837	50.997	18.103	16.773	16.121
12	11:14:18.216	50.521	17.905	16.621	15.995	6	11:09:18.620	50.783	18.092	16.689	16.002
13	11:15:09.095	50.879	18.384	16.557	15.938	7	11:10:09.428	50.808	18.027	16.569	16.212
14	11:16:00.574	51.479	18.391	17.009	16.079	8	11:10:59.995	50.567	17.952	16.478	16.137
(622) Dzmitry RYMASHEUSKI						9	11:11:50.975	50.980	18.064	16.773	16.143
1	11:05:00.683	57.279	23.330	17.361	16.588	10	11:12:41.623	50.648	17.926	16.578	16.144
2	11:05:51.803	51.120	18.370	16.666	16.084	11	11:13:32.467	50.844	17.950	16.746	16.148
3	11:06:43.008	51.205	18.294	16.686	16.225	12	11:14:23.581	51.114	18.038	16.891	16.185
4	11:07:34.072	51.064	18.023	17.099	15.942	13	11:15:14.527	50.946	17.985	16.845	16.116
5	11:08:25.326	51.254	18.210	17.060	15.984	14	11:16:06.022	51.495	18.197	17.066	16.232
6	11:09:16.321	50.995	18.122	16.856	16.017	(626) Eugene BRITZ					
7	11:10:06.684	50.363	17.915	16.450	15.998	1	11:04:58.469	54.687	21.270	17.091	16.326
8	11:10:57.209	50.525	17.954	16.611	15.960	2	11:05:49.678	51.209	18.493	16.657	16.059
9	11:11:47.677	50.468	17.918	16.597	15.953	3	11:06:41.037	51.359	18.314	16.930	16.115
10	11:12:37.960	50.283	17.895	16.537	15.851	4	11:07:31.422	50.385	17.841	16.514	16.030
11	11:13:28.219	50.259	17.890	16.547	15.822	5	11:08:21.568	50.146	17.776	16.447	15.923
12	11:14:19.073	50.854	18.012	16.523	16.319	6	11:09:11.786	50.218	17.819	16.474	15.925
13	11:15:09.536	50.463	17.985	16.531	15.947	7	11:10:02.263	50.477	17.742	16.440	16.295
14	11:16:01.430	51.894	18.513	16.963	16.418	8	11:10:53.237	50.974	17.869	16.821	16.284
(656) Bastian KRAPOTH						9	11:11:44.497	51.260	17.767	16.588	16.905
1	11:04:59.410	55.191	21.608	17.218	16.365	10	11:12:35.338	50.841	18.049	16.560	16.232
2	11:05:50.737	51.327	18.439	16.748	16.140	11	11:13:26.761	51.423	18.601	16.694	16.128
3	11:06:41.908	51.171	18.236	16.830	16.105	12	11:14:17.111	50.350	17.824	16.518	16.008
4	11:07:32.681	50.773	18.024	16.662	16.087	13	11:15:07.512	50.401	17.918	16.545	15.938
5	11:08:23.105	50.424	17.820	16.637	15.967	14	11:16:08.381	1:00.869	18.229	24.221	18.419
6	11:09:13.405	50.300	17.883	16.475	15.942	(625) Igor MUKHIN (MASTER)					
7	11:10:03.835	50.430	17.926	16.490	16.014	1	11:05:00.149	56.748	23.069	17.286	16.393
8	11:10:54.386	50.551	18.005	16.494	16.052	2	11:05:51.388	51.239	18.265	16.915	16.059
9	11:11:44.928	50.542	17.938	16.551	16.053	3	11:06:43.417	52.029	18.596	16.630	16.803
10	11:12:35.397	50.469	17.861	16.522	16.086	4	11:07:42.353	58.936	18.050	17.331	23.555
11	11:13:26.350	50.953	18.423	16.551	15.979						





Rotax Euro Challenge 2012 Wackersdorf

Rotax DD2

Wackersdorf 1,275 Km

Pre-Final

13.05.2012 11:00

Race (14 Laps) started at 11:04:01

Lap	Time of Day	Lap Tm	S1 Tm	S2 Tm	S3 Tm	Lap	Time of Day	Lap Tm	S1 Tm	S2 Tm	S3 Tm
5	11:08:33.199	50.846	18.166	16.591	16.089						
6	11:09:23.650	50.451	17.919	16.482	16.050						
7	11:10:14.108	50.458	17.824	16.592	16.042						
8	11:11:04.528	50.420	17.939	16.570	15.911						
9	11:11:55.621	51.093	17.939	16.940	16.214						
10	11:12:48.364	52.743	18.996	17.270	16.477						
11	11:13:39.083	50.719	18.047	16.637	16.035						
12	11:14:29.739	50.656	17.998	16.644	16.014						
13	11:15:20.229	50.490	17.941	16.603	15.946						
14	11:16:10.892	50.663	17.882	16.676	16.105						

(635) Chris GROEN (MASTER)

1	11:05:02.073	56.988	22.116	17.730	17.142
2	11:05:54.122	52.049	18.563	17.094	16.392
3	11:06:45.848	51.726	18.331	16.918	16.477
4	11:07:37.819	51.971	18.201	17.027	16.743
5	11:08:29.506	51.687	18.364	16.942	16.381
6	11:09:20.763	51.257	18.223	16.811	16.223
7	11:10:12.248	51.485	18.137	16.938	16.410
8	11:11:03.631	51.383	18.088	16.926	16.369
9	11:11:55.360	51.729	18.330	17.041	16.358
10	11:12:48.695	53.335	18.980	17.523	16.832
11	11:13:40.210	51.515	18.320	16.962	16.233
12	11:14:31.416	51.206	18.149	16.834	16.223
13	11:15:22.788	51.372	18.088	16.931	16.353
14	11:16:14.827	52.039	18.420	17.009	16.610

(624) Haralds GARKAKLIS

1	11:04:56.099	53.811	20.611	16.851	16.349
2	11:05:47.546	51.447	18.520	16.604	16.323
3	11:06:38.219	50.673	18.422	16.439	15.812
4	11:07:29.293	51.074	17.840	16.623	16.611
5	11:08:19.400	50.107	17.961	16.365	15.781
6	11:09:09.449	50.049	17.747	16.473	15.829
7	11:09:59.951	50.502	18.101	16.564	15.837
8	11:10:51.363	51.412	18.366	16.827	16.219

(620) Florent LAMBERT (MASTER)

1	11:04:59.190	54.603	21.060	17.162	16.381
2	11:05:50.540	51.350	18.514	16.756	16.080

Rotax Euro Challenge 2012
 Class: Rotax Max DD2
 Date/Time: 12.05.2012 13:30

Track: Wackersdorf / Germany
 Heat: Final
 Laps: 18

Edition 1

	Laps 0 Tm. 0	17		Laps 0 Tm. 0
	33			34
Florent LAMBERT (MAS)	620 Laps 2 Tm. 1:49.286	16	Maxime GRAVOUILLE	Laps DNS Tm. DNS
	31			32
Chris GROEN (MASTE)	635 Laps 14 Tm. 12:13.573	15	Haralds GARKAKLIS	Laps 8 Tm. 6:50.109
	29			30
Eugene BRITZ	626 Laps 14 Tm. 12:07.127	14	Igor MUKHIN (MASTE)	Laps 14 Tm. 12:09.638
	27			28
Bart NUY (MASTER)	653 Laps 14 Tm. 12:04.495	13	Nikita KHUDOV	Laps 14 Tm. 12:04.768
	25			26
Bastian KRAPOTH	656 Laps 14 Tm. 12:00.288	12	Martin GATZ	Laps 14 Tm. 12:04.116
	23			24
Carl CLEIRBAUT (Ma)	648 Laps 14 Tm. 11:59.320	11	Dzmitry RYMASHEUSKI	Laps 14 Tm. 12:00.176
	21			22
Dennis KROES (MASTE)	646 Laps 14 Tm. 11:58.465	10	Tamsin GERMAIN (MAS)	Laps 14 Tm. 11:58.653
	19			20
Lorenzo SCATIGNA	630 Laps 14 Tm. 11:56.190	9	Jules SZYMKOWIAK	Laps 14 Tm. 11:56.738
	17			18
Tom DIELISSSEN	643 Laps 14 Tm. 11:55.503	8	Fred ALLIKSAAR	Laps 14 Tm. 11:56.053
	15			16
Marcel SCHIRMER	639 Laps 14 Tm. 11:53.904	7	Erwin MONTFOORT	Laps 14 Tm. 11:55.329
	13			14
Harry DRYSDALE	652 Laps 14 Tm. 11:52.414	6	Sascha Pio HAIDA	Laps 14 Tm. 11:53.748
	11			12
Antoine LEPESQUEUX	632 Laps 14 Tm. 11:50.438	5	Kevin LUDI	Laps 14 Tm. 11:51.931
	9			10
Miika LAIHO	649 Laps 14 Tm. 11:49.492	4	Maximilian FLEISCHMANN	Laps 14 Tm. 11:50.102
	7			8
Thomas SMITH	618 Laps 14 Tm. 11:48.983	3	Xen DE RUWE	Laps 14 Tm. 11:49.296
	5			6
Patrick PEARCE	604 Laps 14 Tm. 11:47.439	2	Lucas ORROCK	Laps 14 Tm. 11:48.759
	3			4
Mathias DETIGE	602 Laps 14 Tm. 11:45.392	1	Sandro LUKOVIC	Laps 14 Tm. 11:47.072
	1	Row		2
	Pole Position			

Clerk of the course Nigel Edwards:
 Stewards (Chairman) Horst Seidel:

Scrutineer Paul Klaassen:
 Timekeeping Ingrid/Meik Wagner:



Rotax Euro Challenge 2012 Wackersdorf

Rotax DD2

-NEW-

Wackersdorf 1,275 Km

Final

13.05.2012 13:30

Race (18 Laps) started at 13:32:27

Pos	No.	Name	Nat.	Chassis	Race Team	Laps	Total Tm	Diff	Best Tm	In Lap	km/h	Points
1	608	Xen DE RUWE	BEL	Formula K	Formula K Europe	18	15:02.270		49.554	10	92,626	55
2	602	Mathias DETIGE	BEL	Tonykart	Bouvin Power	18	15:02.990	0.720	49.626	14	92,492	52
3	623	Lucas ORROCK	GBR	Kosmic	Paul Carr Racing	18	15:04.960	2.690	49.648	14	92,451	50
4	632	Antoine LEPESQUEUX	FRA	Sodikart	Sodikart Junior Team	18	15:08.493	6.223	49.573	13	92,591	49
5	649	Miika LAIHO	FIN	Tonykart	MPT Racing	18	15:08.609	6.339	49.884	16	92,013	48
6	604	Patrick PEARCE	GBR	Tonykart	Tatum Racing	18	15:10.071	7.801	49.957	10	91,879	47
7	618	Thomas SMITH	DEN	Kosmic	Star Karting	18	15:10.332	8.062	49.525	13	92,680	46
8	652	Harry DRYSDALE	GBR	Tonykart	Tatum Racing	18	15:10.418	8.148	49.832	14	92,109	45
9	644	Erwin MONTFOORT	NED	Maddox	Montfoort Motorsport	18	15:10.454	8.184	49.815	9	92,141	44
10	607	Kevin LUDI	SUI	Birel	Spirit Racing	18	15:11.679	9.409	49.569	13	92,598	43
11	612	Maximilian FLEISCHMANN	GER	CRG	Motorsport Fleischmann	18	15:12.765	10.495	49.743	7	92,274	42
12	643	Tom DIELISSSEN	NED	CRG	CRG Holland	18	15:13.966	11.696	49.836	5	92,102	41
13	655	Sandro LUKOVIC	AUT	Intrepid	Sportstil	18	15:15.232	12.962	49.835	13	92,104	40
14	630	Lorenzo SCATIGNA	ITA	Haase	TBA	18	15:15.264	12.994	49.756	5	92,250	39
15	639	Marcel SCHIRMER	GER	Intrepid	KM Racing	18	15:15.438	13.168	49.981	14	91,835	38
16	622	Dzmitry RYMASHEUSKI	BLR	Intrepid	Talvar Racing	18	15:18.820	16.550	49.887	8	92,008	37
17	624	Haralds GARKAKLIS	LAT	Gillard	DFK	18	15:18.838	16.568	50.045	8	91,717	36
18	656	Bastian KRAPOTH	GER	Formula K	Kartschmie.de11	18	15:20.008	17.738	50.121	10	91,578	35
19	636	Tamsin GERMAIN (MASTER)	GBR	Gillard	DG Racing	18	15:22.401	20.131	49.962	13	91,870	34
20	646	Dennis KROES (MASTER)	NED	Tonykart	Team Kroes	18	15:25.070	22.800	50.170	9	91,489	33
21	617	Martin GATZ	GER	Zanardi	Matis Motorsport	18	15:25.926	23.656	50.150	8	91,525	32
22	621	Sascha Pio HAIDA	GER	Birel	Haida Motorsport	18	15:29.769	27.499	49.833	13	92,108	31
23	653	Bart NUY (MASTER)	NED	Intrepid	Team TKP	18	15:30.558	28.288	50.528	10	90,841	30
24	626	Eugene BRITZ	RSA	Formula K	Formula K Europe	18	15:30.734	28.464	50.583	12	90,742	29
25	634	Nikita KHUDOV	RUS	Zanardi	G-Star Raw Racing	18	15:31.140	28.870	50.597	17	90,717	28
26	627	Fred ALLIKSAAR	EST	Zanardi	G-Star Raw Racing	18	15:32.775	30.505	49.730	10	92,298	27
27	625	Igor MUKHIN (MASTER)	RUS	Formula K	Formula K Europe	18	15:38.370	36.100	49.971	10	91,853	26
28	620	Florent LAMBERT (MASTER)	GBR	Tonykart	Tatum Racing	18	15:48.865	46.595	50.121	10	91,578	25
29	603	Jules SZYMKOWIAK	BEL	Zanardi	G-Star Raw Racing	11	9:22.335	7 Laps	49.692	10	92,369	24
30	635	Chris GROEN (MASTER)	NED	Tonykart	Team Kroes	7	6:22.434	11 Laps	51.954	6	88,347	23
31	648	Carl CLEIRBAUT (Master)	BEL	Praga	Brand Racing					0	-	22

Not classified

DNS	651	Maxime GRAVOUILLE	FRA	Sodikart	Kart Pro Racing			DNS		0	-	0
-----	-----	-------------------	-----	----------	-----------------	--	--	-----	--	---	---	---

Announcements

These results are provisional until the conclusion of any judicial and technical matters

No. 612 warning board

Started: 31 Classified: 31 Not classified: 0

No. 621 time penalty 10 sec. / reason unfair driving

No. 625 time penalty 10 sec. / reason unfair driving

Margin of Victory	Ø km/h	Best Lap Tm	km/h	Best Lap by
0.720	91,569	49.525	92,680	618 - Thomas SMITH

Official Timing www.camp-company.de / www.motorsport-events.se

Orbits

Timekeeping Ingrid and Meik Wagner:

Clerk of the course Nigel Edwards:

www.mylaps.com

Steward (Chairman) Horst Seidel:

Chief Scrutineer Paul Klaassen:

Licensed to: Motorsport Events

Printed: 13.05.2012 16:14:42

posted at:

h



Rotax Euro Challenge 2012 Wackersdorf

Rotax DD2

Wackersdorf 1,275 Km

Final

13.05.2012 13:30

Race (18 Laps) started at 13:32:27

Lap	Time of Day	Lap Tm	S1 Tm	S2 Tm	S3 Tm	Lap	Time of Day	Lap Tm	S1 Tm	S2 Tm	S3 Tm
(608) Xen DE RUWE						12	13:42:35.782	49.581	17.632	16.271	15.678
1	13:33:23.303	55.134	20.780	17.804	16.550	13	13:43:25.355	49.573	17.630	16.241	15.702
2	13:34:13.891	50.588	18.086	16.544	15.958	14	13:44:15.728	50.373	17.991	16.422	15.960
3	13:35:03.931	50.040	17.845	16.447	15.748	15	13:45:05.997	50.269	17.925	16.419	15.925
4	13:35:53.733	49.802	17.594	16.476	15.732	16	13:45:55.939	49.942	17.693	16.409	15.840
5	13:36:43.594	49.861	17.729	16.332	15.800	17	13:46:45.556	49.617	17.652	16.261	15.704
6	13:37:33.275	49.681	17.697	16.299	15.685	18	13:47:36.352	50.796	18.274	16.477	16.045
7	13:38:23.061	49.786	17.893	16.224	15.669	(649) Miika LAIHO					
8	13:39:12.767	49.706	17.581	16.211	15.914	1	13:33:22.604	54.418	20.150	17.978	16.290
9	13:40:02.536	49.769	17.616	16.321	15.832	2	13:34:13.293	50.689	17.987	16.627	16.075
10	13:40:52.090	49.554	17.596	16.221	15.737	3	13:35:03.663	50.370	17.853	16.534	15.983
11	13:41:41.787	49.697	17.721	16.236	15.740	4	13:35:54.078	50.415	17.719	16.743	15.953
12	13:42:31.531	49.744	17.718	16.321	15.705	5	13:36:43.967	49.889	17.682	16.408	15.799
13	13:43:21.187	49.656	17.688	16.261	15.707	6	13:37:34.043	50.076	17.765	16.470	15.841
14	13:44:10.765	49.578	17.669	16.235	15.674	7	13:38:24.297	50.254	17.675	16.506	16.073
15	13:45:00.883	50.118	17.735	16.328	16.055	8	13:39:14.478	50.181	17.802	16.534	15.845
16	13:45:50.637	49.754	17.710	16.314	15.730	9	13:40:04.763	50.285	17.827	16.539	15.919
17	13:46:40.400	49.763	17.708	16.305	15.750	10	13:40:54.719	49.956	17.804	16.332	15.820
18	13:47:30.129	49.729	17.613	16.352	15.764	11	13:41:44.656	49.937	17.752	16.331	15.854
(602) Mathias DETIGE						12	13:42:34.812	50.156	17.833	16.490	15.833
1	13:33:20.131	52.272	19.022	16.960	16.290	13	13:43:24.962	50.150	17.777	16.509	15.864
2	13:34:11.242	51.111	18.136	16.801	16.174	14	13:44:16.029	51.067	18.204	16.434	16.429
3	13:35:01.930	50.688	17.983	16.646	16.059	15	13:45:06.512	50.483	17.761	16.445	16.277
4	13:35:52.450	50.520	17.875	16.567	16.078	16	13:45:56.396	49.884	17.684	16.301	15.899
5	13:36:42.517	50.067	17.729	16.409	15.929	17	13:46:46.332	49.936	17.732	16.343	15.861
6	13:37:32.628	50.111	17.746	16.474	15.891	18	13:47:36.468	50.136	17.821	16.435	15.880
7	13:38:22.618	49.990	17.828	16.357	15.805	(604) Patrick PEARCE					
8	13:39:12.501	49.883	17.704	16.349	15.830	1	13:33:20.446	52.439	19.281	16.909	16.249
9	13:40:02.696	50.195	17.721	16.644	15.830	2	13:34:11.546	51.100	18.058	16.839	16.203
10	13:40:52.820	50.124	17.867	16.371	15.886	3	13:35:02.326	50.780	18.092	16.588	16.100
11	13:41:42.607	49.787	17.613	16.365	15.809	4	13:35:52.772	50.446	17.906	16.534	16.006
12	13:42:32.405	49.798	17.699	16.326	15.773	5	13:36:42.927	50.155	17.812	16.419	15.924
13	13:43:22.095	49.690	17.662	16.290	15.738	6	13:37:33.155	50.228	17.797	16.443	15.988
14	13:44:11.721	49.626	17.634	16.281	15.711	7	13:38:24.117	50.962	18.101	16.653	16.208
15	13:45:01.517	49.796	17.678	16.332	15.786	8	13:39:14.415	50.298	17.781	16.497	16.020
16	13:45:51.291	49.774	17.652	16.333	15.789	9	13:40:04.580	50.165	17.798	16.429	15.938
17	13:46:40.934	49.643	17.605	16.308	15.730	10	13:40:54.537	49.957	17.761	16.338	15.858
18	13:47:30.849	49.915	17.575	16.498	15.842	11	13:41:44.551	50.014	17.655	16.408	15.951
(623) Lucas ORROCK						12	13:42:34.653	50.102	17.823	16.391	15.888
1	13:33:22.280	54.202	20.417	17.544	16.241	13	13:43:24.753	50.100	17.765	16.480	15.855
2	13:34:12.932	50.652	18.028	16.615	16.009	14	13:44:14.789	50.036	17.732	16.426	15.878
3	13:35:03.328	50.396	17.814	16.620	15.962	15	13:45:04.830	50.041	17.689	16.377	15.975
4	13:35:53.507	50.179	17.798	16.456	15.925	16	13:45:54.862	50.032	17.715	16.364	15.953
5	13:36:43.490	49.983	17.687	16.399	15.897	17	13:46:44.953	50.091	17.741	16.413	15.937
6	13:37:33.757	50.267	18.024	16.412	15.831	18	13:47:37.930	52.977	19.986	16.714	16.277
7	13:38:24.022	50.265	17.657	16.589	16.019	(618) Thomas SMITH					
8	13:39:13.947	49.925	17.683	16.397	15.845	1	13:33:22.539	54.432	20.222	17.533	16.677
9	13:40:03.719	49.772	17.584	16.343	15.845	2	13:34:14.151	51.612	18.676	16.871	16.065
10	13:40:53.441	49.722	17.597	16.297	15.828	3	13:35:04.702	50.551	17.986	16.667	15.898
11	13:41:43.325	49.884	17.689	16.383	15.812	4	13:35:55.481	50.779	17.772	16.489	16.518
12	13:42:33.046	49.721	17.615	16.322	15.784	5	13:36:46.212	50.731	18.526	16.392	15.813
13	13:43:22.794	49.748	17.615	16.324	15.809	6	13:37:35.914	49.702	17.569	16.352	15.781
14	13:44:12.442	49.648	17.609	16.269	15.770	7	13:38:25.693	49.779	17.609	16.329	15.841
15	13:45:02.306	49.864	17.620	16.367	15.877	8	13:39:15.505	49.812	17.626	16.358	15.828
16	13:45:52.330	50.024	17.750	16.373	15.901	9	13:40:05.419	49.914	17.590	16.479	15.845
17	13:46:42.592	50.262	17.950	16.448	15.864	10	13:40:55.690	50.271	17.626	16.396	16.249
18	13:47:32.819	50.227	17.640	16.583	16.004	11	13:41:46.322	50.632	18.008	16.280	16.344
(632) Antoine LEPESQUEUX						12	13:42:35.982	49.660	17.670	16.298	15.692
1	13:33:23.409	55.098	20.952	17.643	16.503	13	13:43:25.507	49.525	17.598	16.320	15.607
2	13:34:15.025	51.616	18.465	16.751	16.400	14	13:44:16.092	50.585	18.086	16.352	16.147
3	13:35:05.089	50.064	17.886	16.375	15.803	15	13:45:07.590	51.498	17.844	16.430	17.224
4	13:35:55.557	50.468	17.673	16.370	16.425	16	13:45:57.597	50.007	17.826	16.458	15.723
5	13:36:45.853	50.296	18.217	16.288	15.791	17	13:46:47.303	49.706	17.584	16.353	15.769
6	13:37:35.633	49.780	17.734	16.294	15.752	18	13:47:38.191	50.888	17.956	16.714	16.218
7	13:38:25.396	49.763	17.715	16.264	15.784	(652) Harry DRYSDALE					
8	13:39:15.239	49.843	17.600	16.430	15.813	1	13:33:23.713	55.219	21.103	17.742	16.374
9	13:40:05.139	49.900	17.621	16.501	15.778	2	13:34:15.515	51.802	18.330	16.843	16.629
10	13:40:55.742	50.603	17.691	16.443	16.469	3	13:35:06.268	50.753	18.178	16.539	16.036
11	13:41:46.201	50.459	18.126	16.302	16.031	4	13:35:56.466	50.198	17.799	16.511	15.888



Rotax Euro Challenge 2012 Wackersdorf

Rotax DD2

Wackersdorf 1,275 Km

Final

13.05.2012 13:30

Race (18 Laps) started at 13:32:27

Lap	Time of Day	Lap Tm	S1 Tm	S2 Tm	S3 Tm	Lap	Time of Day	Lap Tm	S1 Tm	S2 Tm	S3 Tm
5	13:36:46.665	50.199	17.832	16.495	15.872	18	13:47:40.624	49.942	17.768	16.364	15.810
6	13:37:36.593	49.928	17.720	16.316	15.892	(643) Tom DIELISSEN					
7	13:38:26.724	50.131	17.802	16.483	15.846	1	13:33:24.411	55.745	21.406	17.670	16.669
8	13:39:16.678	49.954	17.749	16.368	15.837	2	13:34:15.645	51.234	18.108	16.743	16.383
9	13:40:06.550	49.872	17.661	16.342	15.869	3	13:35:06.989	51.344	18.746	16.645	15.953
10	13:40:56.586	50.036	17.718	16.457	15.861	4	13:35:57.352	50.363	17.834	16.567	15.962
11	13:41:46.820	50.234	17.920	16.532	15.782	5	13:36:47.188	49.836	17.592	16.398	15.846
12	13:42:36.742	49.922	17.683	16.493	15.746	6	13:37:37.317	50.129	17.809	16.407	15.913
13	13:43:26.682	49.940	17.736	16.469	15.735	7	13:38:27.331	50.014	17.775	16.384	15.855
14	13:44:16.514	49.832	17.729	16.351	15.752	8	13:39:17.378	50.047	17.760	16.370	15.917
15	13:45:06.944	50.430	17.730	16.493	16.207	9	13:40:07.400	50.022	17.674	16.450	15.898
16	13:45:57.043	50.099	17.746	16.476	15.877	10	13:40:57.389	49.989	17.788	16.367	15.834
17	13:46:47.136	50.093	17.759	16.477	15.857	11	13:41:47.443	50.054	17.742	16.409	15.903
18	13:47:38.277	51.141	18.087	16.643	16.411	12	13:42:37.319	49.876	17.701	16.389	15.786
(644) Erwin MONTFOORT						13	13:43:27.232	49.913	17.731	16.385	15.797
1	13:33:24.472	55.746	21.444	17.750	16.552	14	13:44:17.170	49.938	17.742	16.398	15.798
2	13:34:15.718	51.246	18.231	16.854	16.161	15	13:45:07.255	50.085	17.763	16.382	15.940
3	13:35:07.685	51.967	18.992	16.781	16.194	16	13:46:01.103	53.848	17.855	20.086	15.907
4	13:35:58.149	50.464	17.787	16.428	16.249	17	13:46:51.213	50.110	17.809	16.434	15.867
5	13:36:48.287	50.138	17.890	16.365	15.883	18	13:47:41.825	50.612	18.160	16.481	15.971
6	13:37:38.224	49.937	17.662	16.358	15.917	(655) Sandro LUKOVIC					
7	13:38:28.184	49.960	17.762	16.351	15.847	1	13:33:22.756	54.782	20.622	17.967	16.193
8	13:39:18.035	49.851	17.721	16.288	15.842	2	13:34:13.818	51.062	18.283	16.747	16.032
9	13:40:07.850	49.815	17.617	16.340	15.858	3	13:35:04.507	50.689	18.167	16.605	15.917
10	13:40:57.790	49.940	17.670	16.469	15.801	4	13:35:55.208	50.701	17.787	16.525	16.389
11	13:41:47.820	50.030	17.720	16.416	15.894	5	13:36:45.171	49.963	17.703	16.422	15.838
12	13:42:37.822	50.002	17.734	16.425	15.843	6	13:37:35.103	49.932	17.744	16.374	15.814
13	13:43:27.707	49.885	17.660	16.429	15.796	7	13:38:25.184	50.081	17.740	16.432	15.909
14	13:44:17.629	49.922	17.695	16.418	15.809	8	13:39:15.041	49.857	17.628	16.401	15.828
15	13:45:07.780	50.151	17.741	16.491	15.919	9	13:40:04.909	49.868	17.680	16.407	15.781
16	13:45:58.046	50.266	17.882	16.553	15.831	10	13:40:55.422	50.513	17.811	16.417	16.285
17	13:46:48.087	50.041	17.607	16.614	15.820	11	13:41:45.325	49.903	17.694	16.380	15.829
18	13:47:38.313	50.226	17.830	16.423	15.973	12	13:42:35.263	49.938	17.738	16.403	15.797
(607) Kevin LUDI						13	13:43:25.098	49.835	17.693	16.375	15.767
1	13:33:23.191	54.775	20.371	17.859	16.545	14	13:44:15.149	50.051	17.952	16.374	15.725
2	13:34:15.628	52.437	18.527	16.751	17.159	15	13:45:05.053	49.904	17.658	16.432	15.814
3	13:35:07.210	51.582	18.555	16.998	16.029	16	13:45:55.068	50.015	17.708	16.458	15.849
4	13:35:57.905	50.695	17.849	16.539	16.207	17	13:46:45.068	50.000	17.721	16.409	15.870
5	13:36:48.399	50.494	18.291	16.419	15.784	18	13:47:43.091	58.023	24.623	17.140	16.260
6	13:37:39.985	51.586	19.150	16.658	15.778	(630) Lorenzo SCATIGNA					
7	13:38:30.037	50.052	17.754	16.330	15.968	1	13:33:24.949	56.172	21.622	17.714	16.836
8	13:39:20.509	50.472	17.715	16.638	16.119	2	13:34:15.799	50.850	18.212	16.607	16.031
9	13:40:10.291	49.782	17.634	16.287	15.861	3	13:35:08.636	52.837	18.987	17.807	16.043
10	13:41:00.108	49.817	17.638	16.410	15.769	4	13:35:59.134	50.498	18.260	16.353	15.885
11	13:41:50.003	49.895	17.676	16.391	15.828	5	13:36:48.890	49.756	17.624	16.350	15.782
12	13:42:39.875	49.872	17.654	16.465	15.753	6	13:37:39.886	50.996	18.467	16.633	15.896
13	13:43:29.444	49.569	17.587	16.272	15.710	7	13:38:30.119	50.233	17.685	16.342	16.206
14	13:44:19.169	49.725	17.685	16.323	15.717	8	13:39:20.648	50.529	17.787	16.378	16.364
15	13:45:09.244	50.075	17.800	16.393	15.882	9	13:40:10.894	50.246	18.035	16.340	15.871
16	13:45:59.822	50.578	17.661	17.108	15.809	10	13:41:00.824	49.930	17.688	16.355	15.887
17	13:46:49.599	49.777	17.715	16.311	15.751	11	13:41:50.831	50.007	17.751	16.336	15.920
18	13:47:39.538	49.939	17.686	16.384	15.869	12	13:42:40.897	50.066	17.781	16.435	15.850
(612) Maximilian FLEISCHMANN						13	13:43:31.029	50.132	17.721	16.486	15.925
1	13:33:23.911	55.644	21.125	17.743	16.776	14	13:44:21.089	50.060	17.706	16.441	15.913
2	13:34:15.373	51.462	18.269	16.869	16.324	15	13:45:11.256	50.167	17.749	16.421	15.997
3	13:35:07.408	52.035	19.202	16.791	16.042	16	13:46:01.478	50.222	17.816	16.465	15.941
4	13:35:57.821	50.413	17.849	16.486	16.078	17	13:46:51.913	50.435	17.914	16.567	15.954
5	13:36:47.829	50.008	17.730	16.413	15.865	18	13:47:43.123	51.210	17.993	16.739	16.478
6	13:37:37.748	49.919	17.728	16.370	15.821	(639) Marcel SCHIRMER					
7	13:38:27.491	49.743	17.652	16.321	15.770	1	13:33:24.805	56.206	21.256	18.167	16.783
8	13:39:17.539	50.048	17.756	16.405	15.887	2	13:34:16.534	51.729	18.778	16.811	16.140
9	13:40:07.603	50.064	17.732	16.441	15.891	3	13:35:09.434	52.900	18.547	18.276	16.077
10	13:40:57.542	49.939	17.712	16.448	15.779	4	13:36:00.632	51.198	18.712	16.579	15.907
11	13:41:47.542	50.000	17.798	16.396	15.806	5	13:36:50.769	50.137	17.852	16.480	15.805
12	13:42:37.486	49.944	17.736	16.467	15.741	6	13:37:41.104	50.335	17.813	16.554	15.968
13	13:43:27.448	49.962	17.726	16.415	15.821	7	13:38:31.325	50.221	17.884	16.495	15.842
14	13:44:17.442	49.994	17.762	16.390	15.842	8	13:39:21.433	50.108	17.836	16.437	15.835
15	13:45:07.459	50.017	17.689	16.414	15.914	9	13:40:11.589	50.156	17.846	16.463	15.847
16	13:46:00.862	53.403	17.729	19.703	15.971	10	13:41:01.648	50.059	17.852	16.418	15.789
17	13:46:50.682	49.820	17.696	16.345	15.779						

Timekeeping Ingrid and Meik Wagner:

Clerk of the course Nigel Edwards:

www.mylaps.com

Steward (Chairman) Horst Seidel:

Chief Scrutineer Paul Klaassen:

Licensed to: Motorsport Events



Rotax Euro Challenge 2012 Wackersdorf

Rotax DD2

Wackersdorf 1,275 Km

Final

13.05.2012 13:30

Race (18 Laps) started at 13:32:27

Lap	Time of Day	Lap Tm	S1 Tm	S2 Tm	S3 Tm	Lap	Time of Day	Lap Tm	S1 Tm	S2 Tm	S3 Tm
11	13:41:51.932	50.284	17.867	16.593	15.824	4	13:35:59.565	50.476	17.958	16.537	15.981
12	13:42:42.343	50.411	18.159	16.503	15.749	5	13:36:49.848	50.283	17.880	16.446	15.957
13	13:43:32.433	50.090	17.822	16.500	15.768	6	13:37:40.424	50.576	17.886	16.739	15.951
14	13:44:22.414	49.981	17.729	16.395	15.857	7	13:38:30.844	50.420	17.924	16.489	16.007
15	13:45:12.712	50.298	17.904	16.512	15.882	8	13:39:21.072	50.228	17.791	16.378	16.059
16	13:46:02.730	50.018	17.779	16.439	15.800	9	13:40:11.341	50.269	17.787	16.471	16.011
17	13:46:52.912	50.182	17.861	16.484	15.837	10	13:41:01.462	50.121	17.779	16.410	15.932
18	13:47:43.297	50.385	17.828	16.623	15.934	11	13:41:51.742	50.280	17.822	16.426	16.032

(622) Dzmitry RYMASHEUSKI

1	13:33:27.192	57.597	22.034	17.934	17.629
2	13:34:18.862	51.670	18.016	16.660	16.994
3	13:35:09.510	50.648	17.966	16.677	16.005
4	13:36:01.058	51.548	18.987	16.624	15.937
5	13:36:51.553	50.495	18.071	16.505	15.919
6	13:37:41.615	50.062	17.818	16.364	15.880
7	13:38:31.927	50.312	17.691	16.437	16.184
8	13:39:21.814	49.887	17.772	16.339	15.776
9	13:40:11.870	50.056	17.903	16.314	15.839
10	13:41:01.986	50.116	17.793	16.478	15.845
11	13:41:52.236	50.250	17.790	16.521	15.939
12	13:42:43.529	51.293	18.831	16.562	15.900
13	13:43:33.630	50.101	17.754	16.467	15.880
14	13:44:24.165	50.535	18.137	16.513	15.885
15	13:45:14.561	50.396	17.722	16.595	16.079
16	13:46:04.644	50.083	17.776	16.432	15.875
17	13:46:55.178	50.534	17.907	16.620	16.007
18	13:47:46.679	51.501	17.903	16.733	16.865

(624) Haralds GARKAKLIS

1	13:33:29.983	59.524	21.693	19.361	18.470
2	13:34:21.088	51.105	18.369	16.622	16.114
3	13:35:11.387	50.299	17.724	16.587	15.988
4	13:36:01.962	50.575	17.889	16.721	15.965
5	13:36:52.837	50.875	17.853	16.485	16.537
6	13:37:43.037	50.200	17.841	16.405	15.954
7	13:38:33.265	50.228	17.785	16.417	16.026
8	13:39:23.310	50.045	17.696	16.394	15.955
9	13:40:13.406	50.096	17.773	16.402	15.921
10	13:41:03.582	50.176	17.782	16.474	15.920
11	13:41:53.722	50.140	17.673	16.442	16.025
12	13:42:43.796	50.074	17.715	16.483	15.876
13	13:43:33.842	50.046	17.653	16.545	15.848
14	13:44:25.048	51.206	18.410	16.843	15.953
15	13:45:15.250	50.202	17.672	16.466	16.064
16	13:46:05.385	50.135	17.780	16.420	15.935
17	13:46:55.504	50.119	17.710	16.471	15.938
18	13:47:46.697	51.193	17.759	16.658	16.776

(621) Sascha Pio HAIDA

1	13:33:25.279	56.733	22.049	17.708	16.976
2	13:34:16.902	51.623	18.558	16.903	16.162
3	13:35:08.302	51.400	18.339	17.023	16.038
4	13:36:01.212	52.910	20.396	16.617	15.897
5	13:36:53.289	52.077	18.077	17.117	16.883
6	13:37:44.232	50.943	17.851	16.877	16.215
7	13:38:35.586	51.354	19.022	16.426	15.906
8	13:39:25.585	49.999	17.747	16.430	15.822
9	13:40:15.948	50.363	18.077	16.368	15.918
10	13:41:05.813	49.865	17.641	16.422	15.802
11	13:41:55.925	50.112	17.783	16.455	15.874
12	13:42:46.434	50.509	18.199	16.386	15.924
13	13:43:36.267	49.833	17.749	16.311	15.773
14	13:44:26.238	49.971	17.726	16.396	15.849
15	13:45:16.346	50.108	17.940	16.296	15.872
16	13:46:06.505	50.159	17.690	16.612	15.857
17	13:46:57.066	50.561	17.839	16.463	16.259
18	13:47:47.628	50.562	18.003	16.569	15.990

(656) Bastian KRAPOTH

1	13:33:26.518	57.246	21.950	17.919	17.377
2	13:34:18.035	51.517	18.092	16.981	16.444
3	13:35:09.089	51.054	17.975	17.002	16.077

(636) Tamsin GERMAIN (MASTER)

1	13:33:28.670	59.185	21.918	17.861	19.406
2	13:34:19.914	51.244	18.216	16.909	16.119
3	13:35:10.345	50.431	17.889	16.567	15.975
4	13:36:03.459	53.114	18.831	18.098	16.185
5	13:36:53.810	50.351	17.811	16.567	15.973
6	13:37:45.339	51.529	18.861	16.625	16.043
7	13:38:36.841	51.502	18.747	16.581	16.174
8	13:39:26.833	49.992	17.725	16.453	15.814
9	13:40:17.261	50.428	17.778	16.403	16.247
10	13:41:07.837	50.576	17.909	16.698	15.969
11	13:41:58.022	50.185	17.658	16.590	15.937
12	13:42:48.232	50.210	17.959	16.495	15.756
13	13:43:38.194	49.962	17.845	16.358	15.759
14	13:44:28.542	50.348	17.714	16.557	16.077
15	13:45:19.101	50.559	17.807	16.656	16.096
16	13:46:09.368	50.267	17.829	16.534	15.904
17	13:46:59.812	50.444	17.735	16.846	15.863
18	13:47:50.260	50.448	17.866	16.517	16.065

(646) Dennis KROES (MASTER)

1	13:33:30.388	1:01.196	22.470	18.264	20.462
2	13:34:22.891	52.503	18.728	17.171	16.604
3	13:35:13.786	50.895	18.075	16.698	16.122
4	13:36:04.508	50.722	17.916	16.643	16.163
5	13:36:55.098	50.590	17.978	16.591	16.021
6	13:37:45.731	50.633	18.071	16.531	16.031
7	13:38:37.034	51.303	18.181	16.615	16.507
8	13:39:27.451	50.417	17.859	16.563	15.995
9	13:40:17.621	50.170	17.768	16.439	15.963
10	13:41:08.543	50.922	17.913	16.706	16.303
11	13:41:59.802	51.259	18.467	16.670	16.122
12	13:42:50.221	50.419	17.852	16.591	15.976
13	13:43:40.593	50.372	17.826	16.537	16.009
14	13:44:31.072	50.479	17.834	16.492	16.153
15	13:45:21.608	50.536	17.882	16.567	16.087
16	13:46:11.925	50.317	17.846	16.506	15.965
17	13:47:02.297	50.372	17.744	16.477	16.151
18	13:47:52.929	50.632	17.815	16.642	16.175

(617) Martin GATZ

1	13:33:29.068	59.331			18.025
2	13:34:20.481	51.413	18.326	16.794	16.293
3	13:35:11.300	50.819	17.959	16.716	16.144
4	13:36:02.565	51.265	18.306	16.836	16.123
5	13:36:53.759	51.194	17.894	16.701	16.599
6	13:37:45.286	51.527	18.748	16.550	16.229
7	13:38:36.118	50.832	18.224	16.565	16.043
8	13:39:26.268	50.150	17.749	16.420	15.981
9	13:40:17.395	51.127	17.819	16.498	16.810
10	13:41:08.575	51.180	17.933	16.722	16.525
11	13:42:00.341	51.766	18.494	16.769	16.503
12	13:42:50.779	50.438	17.879	16.550	16.009
13	13:43:41.125	50.346	17.847	16.509	15.990
14	13:44:31.552	50.427	17.836	16.507	16.084
15	13:45:21.991	50.439	17.854	16.418	16.167
16	13:46:12.510	50.519	17.850	16.508	16.161



Rotax Euro Challenge 2012 Wackersdorf

Rotax DD2

Wackersdorf 1,275 Km

Final

13.05.2012 13:30

Race (18 Laps) started at 13:32:27

Lap	Time of Day	Lap Tm	S1 Tm	S2 Tm	S3 Tm	Lap	Time of Day	Lap Tm	S1 Tm	S2 Tm	S3 Tm
17	13:47:02.951	50.441	17.889	16.540	16.012	10	13:41:11.931	50.966	17.991	16.604	16.371
18	13:47:53.785	50.834	18.015	16.661	16.158	11	13:42:02.740	50.809	17.974	16.767	16.068
(625) Igor MUKHIN (MASTER)						12	13:42:53.749	51.009	18.170	16.652	16.187
1	13:33:29.671	59.323	21.739	19.080	18.504	13	13:43:44.369	50.620	17.886	16.522	16.212
2	13:34:21.422	51.751	18.233	16.818	16.700	14	13:44:35.097	50.728	17.891	16.642	16.195
3	13:35:12.092	50.670	17.915	16.707	16.048	15	13:45:25.711	50.614	17.999	16.554	16.061
4	13:36:03.029	50.937	17.954	17.000	15.983	16	13:46:16.967	51.256	18.123	16.695	16.438
5	13:36:53.799	50.770	17.819	16.634	16.317	17	13:47:07.564	50.597	17.842	16.508	16.247
6	13:37:44.726	50.927	18.388	16.448	16.091	18	13:47:58.999	51.435	18.289	16.907	16.239
7	13:38:35.269	50.543	18.111	16.420	16.012	(627) Fred ALLIKSAAR					
8	13:39:25.518	50.249	17.758	16.543	15.948	1	13:33:25.469	56.560	21.827	17.992	16.741
9	13:40:17.045	51.527	18.246	16.933	16.348	2	13:34:19.594	54.125	18.999	17.240	17.886
10	13:41:07.016	49.971	17.746	16.439	15.786	3	13:35:09.945	50.351	17.893	16.508	15.950
11	13:41:57.273	50.257	17.814	16.520	15.923	4	13:36:01.434	51.489	18.881	16.718	15.890
12	13:42:47.270	49.997	17.779	16.426	15.792	5	13:37:11.558	1:10.124	18.084	26.372	19.793
13	13:43:37.432	50.162	17.909	16.468	15.785	6	13:38:01.764	50.206	17.914	16.365	15.927
14	13:44:34.028	56.596	17.891	16.505	22.200	7	13:38:51.591	49.827	17.685	16.313	15.829
15	13:45:24.617	50.589	18.061	16.478	16.050	8	13:39:41.473	49.882	17.759	16.272	15.851
16	13:46:15.446	50.829	18.087	16.471	16.271	9	13:40:31.265	49.792	17.648	16.292	15.852
17	13:47:05.756	50.310	17.804	16.457	16.049	10	13:41:20.995	49.730	17.704	16.199	15.827
18	13:47:56.229	50.473	17.776	16.417	16.280	11	13:42:11.084	50.089	17.797	16.392	15.900
(653) Bart NUY (MASTER)						12	13:43:01.067	49.983	17.804	16.356	15.823
1	13:33:32.998	1:03.584	21.407	18.149	24.028	13	13:43:50.916	49.849	17.703	16.281	15.865
2	13:34:24.348	51.350	18.310	16.840	16.200	14	13:44:40.844	49.928	17.667	16.383	15.878
3	13:35:15.568	51.220	18.140	16.826	16.254	15	13:45:30.742	49.898	17.735	16.294	15.869
4	13:36:06.493	50.925	18.113	16.677	16.135	16	13:46:20.715	49.973	17.746	16.442	15.785
5	13:36:57.185	50.692	17.967	16.687	16.038	17	13:47:10.673	49.958	17.722	16.315	15.921
6	13:37:47.942	50.757	18.051	16.558	16.148	18	13:48:00.634	49.961	17.723	16.353	15.885
7	13:38:38.815	50.873	18.245	16.523	16.105	(620) Florent LAMBERT (MASTER)					
8	13:39:29.490	50.675	18.088	16.554	16.033	1	13:33:27.942	57.190	21.171	18.888	17.131
9	13:40:20.112	50.622	18.057	16.476	16.089	2	13:34:19.110	51.168	18.144	16.777	16.247
10	13:41:10.640	50.528	17.979	16.487	16.062	3	13:35:09.817	50.707	17.905	16.786	16.016
11	13:42:01.381	50.741	17.895	16.575	16.271	4	13:36:01.786	51.969	19.214	16.774	15.981
12	13:42:52.075	50.694	17.975	16.711	16.008	5	13:36:53.056	51.270	18.322	16.635	16.313
13	13:43:42.829	50.754	18.083	16.614	16.057	6	13:37:44.376	51.320	17.890	17.238	16.192
14	13:44:33.652	50.823	17.940	16.603	16.280	7	13:38:34.881	50.505	17.912	16.592	16.001
15	13:45:24.377	50.725	18.083	16.531	16.111	8	13:39:25.246	50.365	17.930	16.554	15.881
16	13:46:15.915	51.538	18.044	16.574	16.920	9	13:40:15.437	50.191	17.825	16.511	15.855
17	13:47:06.941	51.026	18.084	16.792	16.150	10	13:41:05.558	50.121	17.746	16.472	15.903
18	13:47:58.417	51.476	18.550	16.688	16.238	11	13:41:55.780	50.222	17.765	16.553	15.904
(626) Eugene BRITZ						12	13:42:46.977	51.197	18.715	16.618	15.864
1	13:33:30.503	1:00.829	22.186	18.482	20.161	13	13:43:37.245	50.268	17.734	16.557	15.977
2	13:34:23.213	52.710	18.919	17.204	16.587	14	13:44:53.366	1:16.121	17.823	16.565	41.733
3	13:35:14.460	51.247	18.170	16.816	16.261	15	13:45:44.647	51.281	18.366	16.876	16.039
4	13:36:05.391	50.931	18.083	16.724	16.124	16	13:46:35.129	50.482	17.893	16.631	15.958
5	13:36:56.235	50.844	17.997	16.606	16.241	17	13:47:25.625	50.496	17.873	16.709	15.914
6	13:37:46.994	50.759	18.029	16.643	16.087	18	13:48:16.724	51.099	17.927	16.713	16.459
7	13:38:37.814	50.820	18.066	16.598	16.156	(603) Jules SZYMOWIAK					
8	13:39:28.599	50.785	17.941	16.666	16.178	1	13:33:25.888	56.545	21.584	17.921	17.040
9	13:40:19.331	50.732	17.926	16.623	16.183	2	13:34:17.260	51.372	18.459	16.868	16.045
10	13:41:10.128	50.797	18.026	16.583	16.188	3	13:35:08.410	51.150	18.200	16.998	15.952
11	13:42:01.796	51.668	18.117	17.011	16.540	4	13:35:58.679	50.269	17.957	16.392	15.920
12	13:42:52.379	50.583	17.956	16.648	15.979	5	13:36:48.669	49.990	17.758	16.400	15.832
13	13:43:43.115	50.736	18.085	16.665	15.986	6	13:37:39.080	50.411	17.754	16.750	15.907
14	13:44:34.157	51.042	17.976	16.698	16.368	7	13:38:29.072	49.992	17.773	16.306	15.913
15	13:45:25.399	51.242	18.237	16.775	16.230	8	13:39:18.977	49.905	17.715	16.328	15.862
16	13:46:16.347	50.948	18.056	16.721	16.171	9	13:40:08.869	49.892	17.632	16.393	15.867
17	13:47:07.183	50.836	17.937	16.819	16.080	10	13:40:58.561	49.692	17.676	16.279	15.737
18	13:47:58.593	51.410	18.491	16.838	16.081	11	13:41:50.194	51.633	17.703	16.396	17.534
(634) Nikita KHUDOV						(635) Chris GROEN (MASTER)					
1	13:33:29.922	59.911	22.227	19.477	18.207	1	13:33:30.069	1:00.058	22.314	19.310	18.434
2	13:34:23.498	53.576	19.693	17.286	16.597	2	13:34:25.685	55.616	18.940	17.200	19.476
3	13:35:14.983	51.485	18.155	16.853	16.477	3	13:35:18.390	52.705	18.621	17.551	16.533
4	13:36:05.925	50.942	17.980	16.769	16.193	4	13:36:10.506	52.116	18.498	17.162	16.456
5	13:36:56.695	50.770	17.904	16.670	16.196	5	13:37:02.945	52.439	18.389	17.268	16.782
6	13:37:47.687	50.992	18.037	16.687	16.268	6	13:37:54.899	51.954	18.400	17.029	16.525
7	13:38:38.328	50.641	18.013	16.517	16.111	7	13:38:50.293	55.394	18.315	17.000	20.079
8	13:39:29.287	50.959	18.243	16.533	16.183						
9	13:40:20.965	51.678	18.870	16.705	16.103						