



# Results Booklet



CIK-FIA Asia-Pacific KF2 Championship  
Suzuka (J) - 21-24.05.2009



# Final Results



CIK-FIA Asia-Pacific KF2 Championship  
Suzuka (J) - 21-24.05.2009



## 2009 CIK-FIA ASIA-PACIFIC CHAMPIONSHIP (Suzuka)

## KF2

## Finale /Final

## Classement Officiel / Official Classification

Cit Rnk	N° No.	Concurrent Entrant	Nat	Pilote Driver	Nat	Chassis / Moteur / Pneus Chassis / Engine / Tyres	Tours Laps	Ecart Gap	M.Tour B.Lap	Vitesse Speed
1	102	Kosmic Racing Dept		Tiene, Felice		Kosmic / Vortex / Dunlop	24		49.128	92.62
2	122	Tony Kart Junior RT		Beretta, Matteo		Tony Kart / Vortex / Dunlop	24	+2.313	49.247	92.39
3	108	Birel Motorsport		Patrono, Giacomo		Birel / Parilla / Dunlop	24	+3.026	49.152	92.57
4	109	Tony Kart Racing Team		Smarrazzo, Aniello		Tony Kart / Vortex / Dunlop	24	+3.634	49.148	92.58
5	111	Tony Kart Junior RT		Cooper, Ben		Tony Kart / Vortex / Dunlop	24	+3.797	49.167	92.54
6	105	Tony Kart Junior RT		Lock, Chris		Tony Kart / Vortex / Dunlop	24	+4.173	49.279	92.33
7	116	Birel Motorsport		Vigano, Matteo		Birel / Parilla / Dunlop	24	+8.523	49.211	92.46
8	101	Ricky Flynn Motorsport		Zimin, Maxim		FA Kart / Vortex / Dunlop	24	+8.738	49.301	92.29
9	121	Tony Kart Racing Team		Kanamaru, Yu		Tony Kart / Vortex / Dunlop	24	+8.996	49.191	92.50
10	133	CRG Japan		Fujie, Ryuya		CRG / Maxter / Dunlop	24	+9.304	49.053	92.76
11	104	Chiesa Corse		Da Luz, David Manuel Tomas		Zanardi / Parilla / Dunlop	24	+9.363	49.184	92.51
12	115	Ricky Flynn Motorsport		Taylor, Mackenzie		FA Kart / Vortex / Dunlop	24	+9.589	49.310	92.28
13	134	Birel Parilla Racing Team		Suto, Kohei		Birel / Parilla / Dunlop	24	+11.854	49.411	92.09
14	124	Trenta Quattro Nara		Blundell, George		Maranello / Maxter / Dunlop	24	+12.358	49.371	92.16
15	107	Intrepid Kart Technology Srl		Maisano, Brandon		Intrepid / TM / Dunlop	24	+12.836	49.229	92.43
16	117	Trenta Quattro Nara		Kose, Shoya		Maranello / Parilla / Dunlop	24	+13.292	49.380	92.15
17	125	CRG Japan		Nakayama, Fumiya		CRG / Maxter / B'stone	24	+14.559	49.468	91.98
18	103	Tony Kart Racing Team		D'Agosto, Ignazio		Tony Kart / Vortex / Dunlop	24	+14.949	49.312	92.27
19	106	Ricky Flynn Motorsport		Lynn, Alexander		FA Kart / Vortex / Dunlop	24	+15.445	49.415	92.08
20	130	Silkroad Racing Team		Kurosawa, Hayato		CRG / Maxter / B'stone	24	+16.767	49.624	91.69
21	135	Birel Pacific Motor Sport		Ohtsu, Hiroki		Birel / Parilla / B'stone	24	+17.792	49.552	91.83
22	114	Tony Kart Junior RT		Wright, Luke		Tony Kart / Vortex / Dunlop	24	+20.818	49.586	91.76
23	136	Weed Criff		Iijima, Soichiro		DR / Maxter / B'stone	24	+21.117	49.682	91.59
24	128	Kosmic Racing Japan		Matsushita, Nobuharu		Kosmic / Vortex / B'stone	24	+21.477	49.765	91.43
25	139	Birel Parilla Racing Team		Reveille, Jonathan		Birel / Parilla / Dunlop	24	+24.226	49.706	91.54
26	120	Tony Kart Racing Team		Marcelo, J. Stefano		Tony Kart / Vortex / Dunlop	24	+24.454	49.739	91.48
27	138	Birel Pacific Motor Sport		Mehta, Bryan Homi		Birel / Parilla / Dunlop	24	+25.331	49.254	92.38
28	118	Kosmic Racing Dept		Mitchell, Gilbert		Kosmic / Vortex / Dunlop	24	+25.452	49.698	91.56
29	113	Higuchi Racing Team		Sawabe, Kouta		RK / Parilla / Dunlop	24	+25.622	49.486	91.95
30	141	Harada Kart Club		Fujimatsu, Gaku		FA Kart / Vortex / B'stone	24	+31.242	49.941	91.11
31	123	Trenta Quattro Nara		Cheever, Eduard		Maranello / Parilla / Dunlop	18	+6 Laps	49.626	91.69
32	137	Masuda Racing Project		Hirakawa, Ryo		Spirit / Parilla / Dunlop	16	+8 Laps	49.234	92.42
33	129	Peter-Pan		Yokoyama, Naoki		Maranello / Maxter / Dunlop	11	+13 Laps	50.118	90.79
34	110	Birel Motorsport		Suvanto, Petri		Birel / Parilla / Dunlop	11	+13 Laps	49.496	91.93

Meilleur tour / Best lap : 133 Fujie, Ryuya - 49.053

Steward #1

Steward #2

Steward #3



## 2009 CIK-FIA ASIA-PACIFIC CHAMPIONSHIP (Suzuka)

### KF2

#### Finale /Final

#### Tour par tour / Lap by lap

Grille / Grid 111 102 109 122 116 108 107 105 121 138 110 115 117 103 106 125 101 137 123 135 124 130 128 136 134 118 114 129 139 120 113 141 133 104

Contrôle des positions avant le départ

#1 102 111 109 122 116 108 107 105 103 115 121 138 110 125 137 117 106 135 101 130 123 136 118 124 129 128 134 120 114 141 139 113 104 133

Départ / Start	111	122	102	108	105	109	103	116	107	138	121	115	110	117	106	101	125	137	123	124	135	128	130	134	136	114	118	139	129	120	113	133	141	104
Tour / Lap 1	111	122	102	108	105	109	115	121	116	101	117	138	106	137	124	125	114	123	128	130	135	134	136	129	133	113	139	120	141	104	110	118	107	103
Tour / Lap 2	111	122	102	108	105	109	121	115	116	101	138	106	137	117	124	125	123	114	130	128	135	133	134	136	141	104	139	110	129	118	107	120	103	113
Tour / Lap 3	111	122	102	108	105	109	116	101	115	121	138	106	137	117	125	124	123	114	134	133	136	130	135	128	141	104	110	139	107	129	103	120	118	113
Tour / Lap 4	111	122	102	108	105	109	116	101	115	138	121	137	106	117	125	124	123	114	134	133	136	130	135	128	104	141	107	110	103	139	129	120	118	113
Tour / Lap 5	111	122	102	108	105	109	116	101	115	138	121	137	106	117	125	124	123	134	133	114	136	130	135	104	128	141	107	103	139	129	118	120	113	110
Tour / Lap 6	111	122	102	108	105	109	116	101	115	138	121	137	106	117	125	124	123	133	134	114	136	104	130	135	128	107	103	141	139	129	118	120	113	110
Tour / Lap 7	111	102	122	108	105	109	116	101	115	138	121	137	106	117	125	124	123	133	134	114	104	136	130	107	135	128	103	141	139	129	118	120	113	110
Tour / Lap 8	111	102	122	108	105	109	116	101	115	121	138	137	117	125	106	124	133	134	123	104	114	130	136	107	135	128	103	141	139	129	118	120	113	110
Tour / Lap 9	111	102	122	108	105	109	116	101	115	121	138	137	117	125	133	106	124	134	123	104	114	130	107	136	135	103	128	141	139	118	120	129	113	110
Tour / Lap 10	111	102	122	108	105	109	116	101	115	121	138	137	117	133	125	124	106	134	104	123	114	107	130	136	135	103	128	139	141	118	120	129	113	110
Tour / Lap 11	111	102	122	108	109	105	116	101	121	138	137	115	117	133	125	124	106	104	134	123	114	107	130	135	136	103	128	139	141	118	120	113	129	110
Tour / Lap 12	111	102	122	108	109	105	116	101	121	138	137	115	117	133	124	125	104	106	134	123	114	107	130	135	103	136	128	139	118	120	141	113		
Tour / Lap 13	111	102	122	108	109	105	116	101	121	138	137	115	117	133	124	125	104	106	134	107	130	135	114	103	136	128	123	139	118	120	113	141		
Tour / Lap 14	111	102	122	108	109	105	116	101	121	138	137	115	133	117	124	104	125	134	106	107	130	135	114	103	136	128	123	139	118	120	113	141		
Tour / Lap 15	111	102	122	108	109	105	116	101	121	138	137	115	133	117	124	104	125	134	106	107	130	103	114	135	136	128	123	139	118	120	113	141		
Tour / Lap 16	102	111	122	108	109	105	116	101	138	137	121	115	133	117	104	124	125	134	106	107	130	103	135	114	136	128	123	139	118	120	113	141		
Tour / Lap 17	111	102	122	108	109	105	116	101	121	115	133	104	117	124	134	125	107	106	130	103	135	138	114	136	128	123	139	118	120	113	141			
Tour / Lap 18	111	102	122	108	109	105	116	101	121	115	133	104	117	124	134	125	107	106	130	103	135	114	136	128	123	138	139	118	120	113	141			
Tour / Lap 19	111	102	122	109	108	105	116	101	121	115	133	104	117	124	134	107	125	106	130	103	135	114	136	128	139	118	120	138	113	141				
Tour / Lap 20	111	102	122	109	108	105	116	101	121	115	133	104	117	124	134	107	125	106	103	130	135	114	136	128	139	118	120	138	113	141				
Tour / Lap 21	111	102	122	109	108	105	116	101	121	115	133	104	117	124	134	107	125	106	103	130	135	114	136	128	139	120	118	113	138	141				
Tour / Lap 22	102	111	122	109	108	105	116	101	121	133	104	115	117	134	124	107	125	106	103	130	135	114	136	128	139	120	118	113	138	141				
Tour / Lap 23	102	111	122	109	108	105	116	101	121	133	104	115	134	117	124	107	125	106	103	130	135	114	136	128	139	120	118	113	138	141				
Tour / Lap 24	102	122	108	109	111	105	116	101	121	133	104	115	134	124	107	117	125	103	106	130	135	114	136	128	139	120	138	118	113	141				

T mekeeper

Clerk of the course



## 2009 CIK-FIA ASIA-PACIFIC CHAMPIONSHIP (Suzuka)

### KF2

#### Finale /Final

#### Grille de départ / Starting grid

Départ / Start : 24.05.2009 - 14h30 Fermeture pré grille / Closing of the grid : 14h15 24 Tours/Laps = 30.336 Km

Da Luz, David Manuel Tomas	<b>104</b>	<b>- 17 -</b>	<b>133</b>	Fujie, Ryuya
Fujimatsu, Gaku	<b>141</b>	<b>- 16 -</b>	<b>113</b>	Sawabe, Kouta
Marcelo, J. Stefano	<b>120</b>	<b>- 15 -</b>	<b>139</b>	Reveille, Jonathan
Yokoyama, Naoki	<b>129</b>	<b>- 14 -</b>	<b>114</b>	Wright, Luke
Mitchell, Gilbert	<b>118</b>	<b>- 13 -</b>	<b>134</b>	Suto, Kohei
Iijima, Soichiro	<b>136</b>	<b>- 12 -</b>	<b>128</b>	Matsushita, Nobuharu
Kurosawa, Hayato	<b>130</b>	<b>- 11 -</b>	<b>124</b>	Blundell, George
Ohtsu, Hiroki	<b>135</b>	<b>- 10 -</b>	<b>123</b>	Cheever, Eduard
Hirakawa, Ryo	<b>137</b>	<b>- 9 -</b>	<b>101</b>	Zimin, Maxim
Nakayama, Fumiya	<b>125</b>	<b>- 8 -</b>	<b>106</b>	Lynn, Alexander
D'Agosto, Ignazio	<b>103</b>	<b>- 7 -</b>	<b>117</b>	Kose, Shoya
Taylor, Mackenzie	<b>115</b>	<b>- 6 -</b>	<b>110</b>	Suvanto, Petri
Mehta, Bryan Homi	<b>138</b>	<b>- 5 -</b>	<b>121</b>	Kanamaru, Yu
Lock, Chris	<b>105</b>	<b>- 4 -</b>	<b>107</b>	Maisano, Brandon
Patrono, Giacomo	<b>108</b>	<b>- 3 -</b>	<b>116</b>	Vigano, Matteo
Beretta, Matteo	<b>122</b>	<b>- 2 -</b>	<b>109</b>	Smarrazzo, Aniello
Tiene, Felice	<b>102</b>	<b>- 1 -</b>	<b>111</b>	Cooper, Ben

- Pole -

Sous réserve du contrôle technique / Subject to scrutineering

T mekeeper



Clerk of the course



## 2009 CIK-FIA ASIA-PACIFIC CHAMPIONSHIP (Suzuka)

### KF2

#### Finale /Final

#### Historique / Records

Seq	N°	Heure	Tour	Temps
Seq	No.	Hour	Lap	Time

#### 101 Zimin, Maxim

19	101	[RED LINE]		
37			START	
53	101	3.012		
82	101	55.927	1	52.915
115	101	1:46.151	2	50.224
147	101	2:35.883	3	49.732
181	101	3:25.445	4	49.562
215	101	4:14.746	5	49.301
248	101	5:04.103	6	49.357
282	101	5:53.553	7	49.450
316	101	6:42.871	8	49.318
350	101	7:32.739	9	49.868
384	101	8:22.239	10	49.500
418	101	9:12.327	11	50.088
452	101	10:01.876	12	49.549
486	101	10:51.402	13	49.526
518	101	11:40.934	14	49.532
550	101	12:30.618	15	49.684
582	101	13:20.548	16	49.930
614	101	14:10.210	17	49.662
646	101	14:59.872	18	49.662
677	101	15:49.465	19	49.593
707	101	16:39.325	20	49.860
737	101	17:28.960	21	49.635
767	101	18:18.645	22	49.685
797	101	19:08.593	23	49.948
821		19:46.367	FINISH	
829	101	19:59.400	24	50.807

#### 102 Tiene, Felice

4	102	[RED LINE]		
37			START	
42	102	2.039		
74	102	53.863	1	51.824
108	102	1:43.647	2	49.784
142	102	2:33.116	3	49.469
176	102	3:22.390	4	49.274
210	102	4:11.762	5	49.372
243	102	5:00.961	6	49.199
276	102	5:50.325	7	49.364
310	102	6:39.578	8	49.253
344	102	7:28.706	9	49.128
378	102	8:17.923	10	49.217
412	102	9:07.186	11	49.263

Seq	N°	Heure	Tour	Temps
Seq	No.	Hour	Lap	Time

446	102	9:56.347	12	49.161
480	102	10:45.528	13	49.181
512	102	11:34.847	14	49.319
544	102	12:24.188	15	49.341
575	102	13:13.538	16	49.350
608	102	14:03.552	17	50.014
640	102	14:52.898	18	49.346
671	102	15:42.287	19	49.389
701	102	16:32.382	20	50.095
731	102	17:21.793	21	49.411
760	102	18:11.736	22	49.943
790	102	19:01.128	23	49.392
821		19:46.367	FINISH	
822	102	19:50.662	24	49.534

#### 103 D'Agosto, Ignazio

9	103	[RED LINE]		
37			START	
44	103	2.275		
105	103	1:03.160	1	1:00.885
138	103	1:52.998	2	49.838
170	103	2:43.444	3	50.446
202	103	3:33.094	4	49.650
235	103	4:22.687	5	49.593
267	103	5:12.169	6	49.482
301	103	6:01.481	7	49.312
335	103	6:51.608	8	50.127
368	103	7:41.354	9	49.746
402	103	8:30.775	10	49.421
436	103	9:20.209	11	49.434
470	103	10:10.177	12	49.968
502	103	10:59.600	13	49.423
534	103	11:49.418	14	49.818
564	103	12:40.090	15	50.672
596	103	13:29.548	16	49.458
626	103	14:19.180	17	49.632
658	103	15:08.711	18	49.531
689	103	15:58.124	19	49.413
718	103	16:47.738	20	49.614
748	103	17:37.239	21	49.501
778	103	18:26.821	22	49.582
808	103	19:16.228	23	49.407
821		19:46.367	FINISH	
839	103	20:05.611	24	49.383



2009 CIK-FIA ASIA-PACIFIC CHAMPIONSHIP (Suzuka)

KF2

Finale /Final

Historique / Records

Seq	N°	Heure	Tour	Temps
Seq	No.	Hour	Lap	Time

### 104 Da Luz, David Manuel Tomas

33	104	[RED LINE]		
37				START
71	104	4.828		
101	104	1:00.049	1	55.221
131	104	1:51.479	2	51.430
165	104	2:42.016	3	50.537
198	104	3:31.619	4	49.603
231	104	4:20.958	5	49.339
262	104	5:10.477	6	49.519
295	104	5:59.706	7	49.229
328	104	6:48.890	8	49.184
362	104	7:38.229	9	49.339
395	104	8:27.460	10	49.231
428	104	9:16.688	11	49.228
461	104	10:06.304	12	49.616
495	104	10:55.716	13	49.412
526	104	11:45.003	14	49.287
558	104	12:34.358	15	49.355
589	104	13:23.735	16	49.377
619	104	14:13.175	17	49.440
650	104	15:02.478	18	49.303
681	104	15:51.790	19	49.312
711	104	16:41.393	20	49.603
741	104	17:30.866	21	49.473
770	104	18:20.470	22	49.604
800	104	19:09.839	23	49.369
821		19:46.367		FINISH
832	104	20:00.025	24	50.186

### 105 Lock, Chris

8	105	[RED LINE]		
37				START
41	105	2.190		
76	105	54.460	1	52.270
110	105	1:44.956	2	50.496
144	105	2:34.684	3	49.728
178	105	3:24.078	4	49.394
212	105	4:13.429	5	49.351
245	105	5:02.744	6	49.315
279	105	5:52.044	7	49.300
313	105	6:41.323	8	49.279
347	105	7:30.649	9	49.326
381	105	8:20.142	10	49.493
416	105	9:10.120	11	49.978
450	105	9:59.692	12	49.572
484	105	10:49.230	13	49.538
516	105	11:38.712	14	49.482

Seq	N°	Heure	Tour	Temps
Seq	No.	Hour	Lap	Time

548	105	12:28.078	15	49.366
580	105	13:17.568	16	49.490
612	105	14:07.285	17	49.717
644	105	14:56.750	18	49.465
675	105	15:46.471	19	49.721
705	105	16:36.214	20	49.743
735	105	17:25.768	21	49.554
765	105	18:15.464	22	49.696
795	105	19:05.104	23	49.640
821		19:46.367		FINISH
827	105	19:54.835	24	49.731

### 106 Lynn, Alexander

15	106	[RED LINE]		
37				START
52	106	2.936		
84	106	56.267	1	53.331
117	106	1:46.809	2	50.542
151	106	2:36.578	3	49.769
186	106	3:26.809	4	50.231
220	106	4:16.325	5	49.516
253	106	5:05.740	6	49.415
287	106	5:55.491	7	49.751
323	106	6:46.771	8	51.280
358	106	7:36.815	9	50.044
393	106	8:26.802	10	49.987
427	106	9:16.434	11	49.632
462	106	10:06.585	12	50.151
496	106	10:56.229	13	49.644
529	106	11:46.261	14	50.032
561	106	12:36.172	15	49.911
593	106	13:25.946	16	49.774
624	106	14:16.083	17	50.137
656	106	15:06.069	18	49.986
687	106	15:56.017	19	49.948
717	106	16:46.191	20	50.174
747	106	17:36.123	21	49.932
777	106	18:25.969	22	49.846
807	106	19:15.869	23	49.900
821		19:46.367		FINISH
840	106	20:06.107	24	50.238

### 107 Maisano, Brandon

7	107	[RED LINE]		
37				START
46	107	2.485		
104	107	1:02.597	1	1:00.112



2009 CIK-FIA ASIA-PACIFIC CHAMPIONSHIP (Suzuka)

KF2

Finale /Final

Historique / Records

Seq Seq	N° No.	Heure Hour	Tour Lap	Temps Time
136	107	1:52.707	2	<b>50.110</b>
168	107	2:42.874	3	50.167
200	107	3:32.576	4	<b>49.702</b>
234	107	4:21.916	5	<b>49.340</b>
266	107	5:11.145	6	<b>49.229</b>
298	107	6:00.863	7	49.718
332	107	6:50.287	8	49.424
365	107	7:39.805	9	49.518
399	107	8:29.263	10	49.458
432	107	9:18.835	11	49.572
467	107	10:08.275	12	49.440
498	107	10:57.822	13	49.547
530	107	11:47.271	14	49.449
562	107	12:36.829	15	49.558
594	107	13:26.315	16	49.486
623	107	14:16.001	17	49.686
655	107	15:05.658	18	49.657
685	107	15:55.399	19	49.741
715	107	16:45.120	20	49.721
745	107	17:34.554	21	49.434
775	107	18:24.117	22	49.563
805	107	19:13.608	23	49.491
821		19:46.367	FINISH	
836	107	20:03.498	24	49.890

**108 Patrono, Giacomo**

5	108	[RED LINE]		
37			START	
40	108	2.103		
75	108	54.114	1	<b>52.011</b>
109	108	1:44.213	2	<b>50.099</b>
143	108	2:33.883	3	<b>49.670</b>
177	108	3:23.300	4	<b>49.417</b>
211	108	4:12.713	5	<b>49.413</b>
244	108	5:01.865	6	<b>49.152</b>
278	108	5:51.077	7	49.212
312	108	6:40.315	8	49.238
346	108	7:29.565	9	49.250
380	108	8:18.946	10	49.381
414	108	9:08.398	11	49.452
448	108	9:57.920	12	49.522
482	108	10:47.421	13	49.501
514	108	11:36.764	14	49.343
546	108	12:26.289	15	49.525
578	108	13:15.844	16	49.555
610	108	14:05.345	17	49.501
642	108	14:54.826	18	49.481
674	108	15:44.918	19	50.092
704	108	16:34.728	20	49.810

Seq Seq	N° No.	Heure Hour	Tour Lap	Temps Time
734	108	17:24.314	21	49.586
764	108	18:13.962	22	49.648
794	108	19:03.536	23	49.574
821		19:46.367	FINISH	
824	108	19:53.688	24	50.152

**109 Smarrazzo, Aniello**

3	109	[RED LINE]		
37			START	
43	109	2.244		
77	109	54.537	1	<b>52.293</b>
111	109	1:45.017	2	<b>50.480</b>
145	109	2:35.452	3	<b>50.435</b>
179	109	3:24.932	4	<b>49.480</b>
213	109	4:14.293	5	<b>49.361</b>
246	109	5:03.441	6	<b>49.148</b>
280	109	5:52.620	7	49.179
314	109	6:41.775	8	49.155
348	109	7:30.958	9	49.183
382	109	8:20.284	10	49.326
415	109	9:09.783	11	49.499
449	109	9:59.026	12	49.243
483	109	10:48.245	13	49.219
515	109	11:37.628	14	49.383
547	109	12:27.012	15	49.384
579	109	13:16.317	16	49.305
611	109	14:05.701	17	49.384
643	109	14:55.063	18	49.362
673	109	15:44.767	19	49.704
703	109	16:34.340	20	49.573
733	109	17:23.770	21	49.430
763	109	18:13.194	22	49.424
793	109	19:02.915	23	49.721
821		19:46.367	FINISH	
825	109	19:54.296	24	51.381

**110 Suvanto, Petri**

13	110	[RED LINE]		
37			START	
50	110	2.730		
102	110	1:00.143	1	<b>57.413</b>
133	110	1:52.059	2	<b>51.916</b>
166	110	2:42.468	3	<b>50.409</b>
201	110	3:32.709	4	<b>50.241</b>
274	110	5:34.275	5	2:01.566
308	110	6:24.578	6	50.303
342	110	7:14.552	7	<b>49.974</b>



2009 CIK-FIA ASIA-PACIFIC CHAMPIONSHIP (Suzuka)

KF2

Finale /Final

Historique / Records

Seq Seq	N° No.	Heure Hour	Tour Lap	Temps Time
376	110	8:04.291	8	<b>49.739</b>
410	110	8:53.787	9	<b>49.496</b>
444	110	9:43.312	10	49.525
478	110	10:33.152	11	49.840
821		19:46.367	FINISH	

### 111 Cooper, Ben

1	111	[RED LINE]		
37			START	
38	111	1.681		
72	111	52.566	1	<b>50.885</b>
106	111	1:42.531	2	<b>49.965</b>
140	111	2:32.183	3	<b>49.652</b>
174	111	3:21.666	4	<b>49.483</b>
208	111	4:11.035	5	<b>49.369</b>
241	111	5:00.224	6	<b>49.189</b>
275	111	5:49.486	7	49.262
309	111	6:38.792	8	49.306
343	111	7:27.959	9	<b>49.167</b>
377	111	8:17.198	10	49.239
411	111	9:06.438	11	49.240
445	111	9:55.804	12	49.366
479	111	10:45.151	13	49.347
511	111	11:34.558	14	49.407
543	111	12:23.960	15	49.402
576	111	13:13.732	16	49.772
607	111	14:03.190	17	49.458
639	111	14:52.578	18	49.388
670	111	15:42.040	19	49.462
700	111	16:32.005	20	49.965
730	111	17:21.520	21	49.515
761	111	18:12.156	22	50.636
791	111	19:02.618	23	50.462
821		19:46.367	FINISH	
826	111	19:54.459	24	51.841

### 113 Sawabe, Kouta

32	113	[RED LINE]		
37			START	
68	113	4.214		
97	113	59.395	1	<b>55.181</b>
139	113	1:58.304	2	58.909
173	113	2:48.372	3	<b>50.068</b>
207	113	3:38.196	4	<b>49.824</b>
240	113	4:27.682	5	<b>49.486</b>
273	113	5:17.222	6	49.540
307	113	6:07.014	7	49.792

Seq Seq	N° No.	Heure Hour	Tour Lap	Temps Time
341	113	6:56.649	8	49.635
375	113	7:46.234	9	49.585
409	113	8:35.781	10	49.547
442	113	9:25.704	11	49.923
477	113	10:15.301	12	49.597
509	113	11:06.201	13	50.900
541	113	11:56.098	14	49.897
573	113	12:45.925	15	49.827
605	113	13:35.888	16	49.963
637	113	14:25.899	17	50.011
668	113	15:15.962	18	50.063
698	113	16:06.275	19	50.313
728	113	16:56.089	20	49.814
757	113	17:46.036	21	49.947
787	113	18:35.936	22	49.900
817	113	19:25.711	23	49.775
821		19:46.367	FINISH	
850	113	20:16.284	24	50.573

### 114 Wright, Luke

27	114	[RED LINE]		
37			START	
63	114	3.841		
88	114	57.504	1	<b>53.663</b>
123	114	1:48.939	2	<b>51.435</b>
157	114	2:39.303	3	<b>50.364</b>
191	114	3:29.286	4	<b>49.983</b>
227	114	4:19.899	5	50.613
260	114	5:09.661	6	<b>49.762</b>
294	114	5:59.247	7	<b>49.586</b>
329	114	6:49.037	8	49.790
363	114	7:38.878	9	49.841
397	114	8:28.501	10	49.623
431	114	9:18.271	11	49.770
466	114	10:08.173	12	49.902
501	114	10:59.282	13	51.109
533	114	11:49.344	14	50.062
565	114	12:40.257	15	50.913
598	114	13:30.848	16	50.591
629	114	14:20.913	17	50.065
660	114	15:10.851	18	49.938
691	114	16:00.888	19	50.037
721	114	16:51.108	20	50.220
751	114	17:41.254	21	50.146
781	114	18:31.362	22	50.108
811	114	19:21.478	23	50.116
821		19:46.367	FINISH	
843	114	20:11.480	24	50.002



2009 CIK-FIA ASIA-PACIFIC CHAMPIONSHIP (Suzuka)

KF2

Finale /Final

Historique / Records

Seq	N°	Heure	Tour	Temps
Seq	No.	Hour	Lap	Time

### 115 Taylor, Mackenzie

10	115	[RED LINE]		
37				START
49	115	2.659		
78	115	54.987	1	52.328
113	115	1:45.341	2	50.354
148	115	2:36.061	3	50.720
182	115	3:25.733	4	49.672
216	115	4:15.097	5	49.364
249	115	5:04.407	6	49.310
283	115	5:53.786	7	49.379
317	115	6:43.165	8	49.379
351	115	7:32.876	9	49.711
385	115	8:22.503	10	49.627
422	115	9:13.583	11	51.080
456	115	10:03.413	12	49.830
490	115	10:52.964	13	49.551
522	115	11:42.543	14	49.579
554	115	12:32.202	15	49.659
586	115	13:21.803	16	49.601
616	115	14:11.781	17	49.978
648	115	15:01.453	18	49.672
679	115	15:51.141	19	49.688
709	115	16:40.856	20	49.715
739	115	17:30.400	21	49.544
771	115	18:20.685	22	50.285
801	115	19:10.443	23	49.758
821		19:46.367		FINISH
833	115	20:00.251	24	49.808

### 116 Vigano, Matteo

6	116	[RED LINE]		
37				START
45	116	2.392		
80	116	55.708	1	53.316
114	116	1:45.682	2	49.974
146	116	2:35.726	3	50.044
180	116	3:25.148	4	49.422
214	116	4:14.496	5	49.348
247	116	5:03.798	6	49.302
281	116	5:53.009	7	49.211
315	116	6:42.450	8	49.441
349	116	7:32.435	9	49.985
383	116	8:22.177	10	49.742
417	116	9:12.190	11	50.013
451	116	10:01.731	12	49.541
485	116	10:51.158	13	49.427
517	116	11:40.655	14	49.497

Seq	N°	Heure	Tour	Temps
Seq	No.	Hour	Lap	Time

549	116	12:30.137	15	49.482
581	116	13:19.713	16	49.576
613	116	14:09.280	17	49.567
645	116	14:58.860	18	49.580
676	116	15:48.512	19	49.652
706	116	16:38.601	20	50.089
736	116	17:28.385	21	49.784
766	116	18:18.389	22	50.004
796	116	19:08.544	23	50.155
821		19:46.367		FINISH
828	116	19:59.185	24	50.641

### 117 Kose, Shoya

16	117	[RED LINE]		
37				START
51	117	2.844		
81	117	55.929	1	53.085
119	117	1:47.475	2	51.546
153	117	2:37.484	3	50.009
187	117	3:27.168	4	49.684
221	117	4:16.682	5	49.514
254	117	5:06.062	6	49.380
288	117	5:55.611	7	49.549
321	117	6:46.025	8	50.414
355	117	7:35.587	9	49.562
389	117	8:25.115	10	49.528
423	117	9:14.742	11	49.627
457	117	10:04.279	12	49.537
491	117	10:53.746	13	49.467
524	117	11:43.634	14	49.888
556	117	12:33.308	15	49.674
588	117	13:23.026	16	49.718
618	117	14:12.787	17	49.761
651	117	15:02.733	18	49.946
682	117	15:52.586	19	49.853
712	117	16:42.741	20	50.155
742	117	17:32.615	21	49.874
772	117	18:22.745	22	50.130
802	117	19:12.709	23	49.964
821		19:46.367		FINISH
837	117	20:03.954	24	51.245

### 118 Mitchell, Gilbert

23	118	[RED LINE]		
37				START
64	118	3.913		
103	118	1:00.316	1	56.403



2009 CIK-FIA ASIA-PACIFIC CHAMPIONSHIP (Suzuka)

KF2

Finale /Final

Historique / Records

Seq Seq	N° No.	Heure Hour	Tour Lap	Temps Time
135	118	1:52.528	2	<b>52.212</b>
172	118	2:43.934	3	<b>51.406</b>
206	118	3:34.111	4	<b>50.177</b>
238	118	4:24.289	5	50.178
271	118	5:14.188	6	<b>49.899</b>
306	118	6:04.726	7	50.538
339	118	6:54.851	8	50.125
372	118	7:44.834	9	49.983
406	118	8:34.532	10	<b>49.698</b>
440	118	9:24.360	11	49.828
474	118	10:14.470	12	50.110
507	118	11:04.378	13	49.908
539	118	11:54.407	14	50.029
571	118	12:44.252	15	49.845
603	118	13:34.155	16	49.903
635	118	14:24.234	17	50.079
666	118	15:14.162	18	49.928
695	118	16:04.378	19	50.216
725	118	16:54.397	20	50.019
756	118	17:44.899	21	50.502
786	118	18:35.273	22	50.374
816	118	19:25.455	23	50.182
821		19:46.367	FINISH	
849	118	20:16.114	24	50.659

**120 Marcelo, J. Stefano**

28	120	[RED LINE]		
37			START	
67	120	4.142		
99	120	59.501	1	<b>55.359</b>
137	120	1:52.833	2	<b>53.332</b>
171	120	2:43.666	3	<b>50.833</b>
205	120	3:33.922	4	<b>50.256</b>
239	120	4:24.442	5	50.520
272	120	5:14.335	6	<b>49.893</b>
305	120	6:04.548	7	50.213
340	120	6:54.942	8	50.394
373	120	7:45.028	9	50.086
407	120	8:34.767	10	<b>49.739</b>
441	120	9:24.620	11	49.853
475	120	10:14.696	12	50.076
508	120	11:04.689	13	49.993
540	120	11:54.574	14	49.885
572	120	12:44.401	15	49.827
604	120	13:34.370	16	49.969
636	120	14:24.362	17	49.992
667	120	15:14.389	18	50.027
696	120	16:04.544	19	50.155
726	120	16:54.557	20	50.013

Seq Seq	N° No.	Heure Hour	Tour Lap	Temps Time
755	120	17:44.723	21	50.166
785	120	18:35.071	22	50.348
815	120	19:25.156	23	50.085
821		19:46.367	FINISH	
847	120	20:15.116	24	49.960

**121 Kanamaru, Yu**

11	121	[RED LINE]		
37			START	
48	121	2.643		
79	121	55.043	1	<b>52.400</b>
112	121	1:45.119	2	<b>50.076</b>
149	121	2:36.276	3	51.157
184	121	3:26.447	4	50.171
218	121	4:15.735	5	<b>49.288</b>
251	121	5:04.926	6	<b>49.191</b>
285	121	5:54.302	7	49.376
318	121	6:43.758	8	49.456
352	121	7:33.115	9	49.357
386	121	8:22.643	10	49.528
419	121	9:12.749	11	50.106
453	121	10:02.116	12	49.367
487	121	10:51.595	13	49.479
519	121	11:41.225	14	49.630
551	121	12:30.762	15	49.537
585	121	13:21.569	16	50.807
615	121	14:11.259	17	49.690
647	121	15:00.821	18	49.562
678	121	15:50.425	19	49.604
708	121	16:40.383	20	49.958
738	121	17:30.010	21	49.627
768	121	18:19.576	22	49.566
798	121	19:09.083	23	49.507
821		19:46.367	FINISH	
830	121	19:59.658	24	50.575

**122 Beretta, Matteo**

2	122	[RED LINE]		
37			START	
39	122	1.854		
73	122	52.877	1	<b>51.023</b>
107	122	1:42.937	2	<b>50.060</b>
141	122	2:32.655	3	<b>49.718</b>
175	122	3:22.192	4	<b>49.537</b>
209	122	4:11.529	5	<b>49.337</b>
242	122	5:00.776	6	<b>49.247</b>
277	122	5:50.640	7	49.864



2009 CIK-FIA ASIA-PACIFIC CHAMPIONSHIP (Suzuka)

KF2

Finale /Final

Historique / Records

Seq	N°	Heure	Tour	Temps
Seq	No.	Hour	Lap	Time
311	122	6:39.916	8	49.276
345	122	7:29.338	9	49.422
379	122	8:18.671	10	49.333
413	122	9:08.135	11	49.464
447	122	9:57.583	12	49.448
481	122	10:47.027	13	49.444
513	122	11:36.542	14	49.515
545	122	12:25.956	15	49.414
577	122	13:15.403	16	49.447
609	122	14:04.940	17	49.537
641	122	14:54.300	18	49.360
672	122	15:43.803	19	49.503
702	122	16:33.473	20	49.670
732	122	17:22.857	21	49.384
762	122	18:12.215	22	49.358
792	122	19:02.678	23	50.463
821		19:46.367	FINISH	
823	122	19:52.975	24	50.297

**123 Cheever, Eduard**

21	123	[RED LINE]		
37			START	
55	123	3.159		
89	123	57.547	1	54.388
122	123	1:48.428	2	50.881
156	123	2:38.497	3	50.069
190	123	3:28.316	4	49.819
224	123	4:17.957	5	49.641
257	123	5:07.583	6	49.626
291	123	5:57.244	7	49.661
327	123	6:47.941	8	50.697
361	123	7:38.143	9	50.202
396	123	8:28.239	10	50.096
430	123	9:18.029	11	49.790
464	123	10:08.005	12	49.976
505	123	11:02.620	13	54.615
537	123	11:52.958	14	50.338
569	123	12:43.011	15	50.053
601	123	13:33.126	16	50.115
633	123	14:23.229	17	50.103
663	123	15:13.359	18	50.130
821		19:46.367	FINISH	

**124 Blundell, George**

24	124	[RED LINE]		
37			START	
57	124	3.334		

Seq	N°	Heure	Tour	Temps
Seq	No.	Hour	Lap	Time
86	124	56.770	1	53.436
120	124	1:47.644	2	50.874
155	124	2:38.176	3	50.532
189	124	3:27.839	4	49.663
223	124	4:17.408	5	49.569
256	124	5:06.779	6	49.371
290	124	5:56.331	7	49.552
324	124	6:46.872	8	50.541
359	124	7:36.925	9	50.053
392	124	8:26.427	10	49.502
426	124	9:16.026	11	49.599
459	124	10:05.665	12	49.639
493	124	10:55.170	13	49.505
525	124	11:44.658	14	49.488
557	124	12:34.117	15	49.459
590	124	13:23.894	16	49.777
620	124	14:13.751	17	49.857
652	124	15:03.326	18	49.575
683	124	15:52.931	19	49.605
713	124	16:42.852	20	49.921
743	124	17:32.725	21	49.873
774	124	18:23.058	22	50.333
804	124	19:13.033	23	49.975
821		19:46.367	FINISH	
835	124	20:03.020	24	49.987

**125 Nakayama, Fumiya**

14	125	[RED LINE]		
37			START	
54	125	3.012		
87	125	57.248	1	54.236
121	125	1:47.669	2	50.421
154	125	2:37.926	3	50.257
188	125	3:27.558	4	49.632
222	125	4:17.165	5	49.607
255	125	5:06.633	6	49.468
289	125	5:56.148	7	49.515
322	125	6:46.493	8	50.345
356	125	7:36.219	9	49.726
391	125	8:25.988	10	49.769
425	125	9:15.776	11	49.788
460	125	10:05.812	12	50.036
494	125	10:55.618	13	49.806
527	125	11:45.723	14	50.105
559	125	12:35.439	15	49.716
591	125	13:25.200	16	49.761
622	125	14:15.409	17	50.209
654	125	15:05.232	18	49.823
686	125	15:55.839	19	50.607



2009 CIK-FIA ASIA-PACIFIC CHAMPIONSHIP (Suzuka)

KF2

Finale /Final

Historique / Records

Seq	N°	Heure	Tour	Temps
Seq	No.	Hour	Lap	Time
716	125	16:45.773	20	49.934
746	125	17:35.583	21	49.810
776	125	18:25.443	22	49.860
806	125	19:15.293	23	49.850
821		19:46.367	FINISH	
838	125	20:05.221	24	49.928

Seq	N°	Heure	Tour	Temps
Seq	No.	Hour	Lap	Time
304	129	6:04.419	7	50.332
338	129	6:54.608	8	50.189
374	129	7:45.402	9	50.794
408	129	8:35.697	10	50.295
443	129	9:26.187	11	50.490
821		19:46.367	FINISH	

**128 Matsushita, Nobuharu**

26	128	[RED LINE]		
37			START	
59	128	3.568		
90	128	57.851	1	54.283
125	128	1:49.306	2	51.455
163	128	2:41.122	3	51.816
197	128	3:31.284	4	50.162
232	128	4:21.294	5	50.010
265	128	5:11.059	6	49.765
300	128	6:01.311	7	50.252
334	128	6:51.298	8	49.987
369	128	7:41.707	9	50.409
403	128	8:31.619	10	49.912
437	128	9:21.528	11	49.909
472	128	10:11.471	12	49.943
504	128	11:01.413	13	49.942
536	128	11:51.435	14	50.022
568	128	12:41.438	15	50.003
600	128	13:31.457	16	50.019
631	128	14:21.576	17	50.119
662	128	15:11.691	18	50.115
693	128	16:01.641	19	49.950
723	128	16:51.887	20	50.246
753	128	17:42.039	21	50.152
783	128	18:32.001	22	49.962
813	128	19:22.112	23	50.111
821		19:46.367	FINISH	
845	128	20:12.139	24	50.027

**130 Kurosawa, Hayato**

20	130	[RED LINE]		
37			START	
61	130	3.638		
91	130	58.542	1	54.904
124	130	1:49.228	2	50.686
161	130	2:40.834	3	51.606
195	130	3:30.841	4	50.007
229	130	4:20.557	5	49.716
263	130	5:10.673	6	50.116
297	130	6:00.297	7	49.624
330	130	6:49.935	8	49.638
364	130	7:39.595	9	49.660
398	130	8:29.280	10	49.685
433	130	9:19.183	11	49.903
468	130	10:08.885	12	49.702
499	130	10:58.855	13	49.970
531	130	11:48.600	14	49.745
563	130	12:38.443	15	49.843
595	130	13:28.155	16	49.712
625	130	14:18.085	17	49.930
657	130	15:07.836	18	49.751
688	130	15:57.637	19	49.801
719	130	16:47.972	20	50.335
749	130	17:37.925	21	49.953
779	130	18:27.810	22	49.885
809	130	19:17.620	23	49.810
821		19:46.367	FINISH	
841	130	20:07.429	24	49.809

**129 Yokoyama, Naoki**

25	129	[RED LINE]		
37			START	
66	129	4.062		
95	129	59.092	1	55.030
134	129	1:52.438	2	53.346
169	129	2:43.381	3	50.943
204	129	3:33.797	4	50.416
237	129	4:23.969	5	50.172
270	129	5:14.087	6	50.118

**133 Fujie, Ryuya**

34	133	[RED LINE]		
37			START	
69	133	4.344		
96	133	59.193	1	54.849
127	133	1:49.596	2	50.403
159	133	2:40.524	3	50.928
193	133	3:29.929	4	49.405
226	133	4:19.338	5	49.409
258	133	5:08.602	6	49.264



2009 CIK-FIA ASIA-PACIFIC CHAMPIONSHIP (Suzuka)

KF2

Finale /Final

Historique / Records

Seq Seq	N° No.	Heure Hour	Tour Lap	Temps Time
292	133	5:57.655	7	<b>49.053</b>
325	133	6:47.054	8	49.399
357	133	7:36.573	9	49.519
390	133	8:25.822	10	49.249
424	133	9:15.095	11	49.273
458	133	10:04.498	12	49.403
492	133	10:53.957	13	49.459
523	133	11:43.389	14	49.432
555	133	12:32.713	15	49.324
587	133	13:22.051	16	49.338
617	133	14:12.499	17	50.448
649	133	15:01.990	18	49.491
680	133	15:51.549	19	49.559
710	133	16:41.123	20	49.574
740	133	17:30.632	21	49.509
769	133	18:20.017	22	49.385
799	133	19:09.563	23	49.546
821		19:46.367	FINISH	
831	133	19:59.966	24	50.403

### 134 Suto, Kohei

29	134	[RED LINE]		
37			START	
60	134	3.661		
93	134	58.934	1	<b>55.273</b>
128	134	1:49.770	2	<b>50.836</b>
158	134	2:40.028	3	<b>50.258</b>
192	134	3:29.439	4	<b>49.411</b>
225	134	4:19.000	5	49.561
259	134	5:08.657	6	49.657
293	134	5:58.150	7	49.493
326	134	6:47.916	8	49.766
360	134	7:37.814	9	49.898
394	134	8:27.331	10	49.517
429	134	9:17.095	11	49.764
463	134	10:06.774	12	49.679
497	134	10:56.407	13	49.633
528	134	11:46.143	14	49.736
560	134	12:35.628	15	49.485
592	134	13:25.311	16	49.683
621	134	14:15.095	17	49.784
653	134	15:04.574	18	49.479
684	134	15:54.071	19	49.497
714	134	16:43.741	20	49.670
744	134	17:33.246	21	49.505
773	134	18:22.980	22	49.734
803	134	19:12.682	23	49.702
821		19:46.367	FINISH	
834	134	20:02.516	24	49.834

Seq Seq	N° No.	Heure Hour	Tour Lap	Temps Time
------------	-----------	---------------	-------------	---------------

### 135 Ohtsu, Hiroki

18	135	[RED LINE]		
37			START	
58	135	3.458		
92	135	58.821	1	<b>55.363</b>
126	135	1:49.395	2	<b>50.574</b>
162	135	2:40.906	3	51.511
196	135	3:31.032	4	<b>50.126</b>
230	135	4:20.785	5	<b>49.753</b>
264	135	5:10.996	6	50.211
299	135	6:01.102	7	50.106
333	135	6:50.697	8	<b>49.595</b>
367	135	7:40.439	9	49.742
401	135	8:30.133	10	49.694
434	135	9:19.872	11	49.739
469	135	10:09.424	12	<b>49.552</b>
500	135	10:59.170	13	49.746
532	135	11:49.279	14	50.109
566	135	12:40.398	15	51.119
597	135	13:30.421	16	50.023
627	135	14:20.237	17	49.816
659	135	15:09.830	18	49.593
690	135	15:59.628	19	49.798
720	135	16:49.437	20	49.809
750	135	17:39.290	21	49.853
780	135	18:28.950	22	49.660
810	135	19:18.691	23	49.741
821		19:46.367	FINISH	
842	135	20:08.454	24	49.763

### 136 Iijima, Soichiro

22	136	[RED LINE]		
37			START	
62	136	3.730		
94	136	59.072	1	<b>55.342</b>
129	136	1:50.112	2	<b>51.040</b>
160	136	2:40.602	3	<b>50.490</b>
194	136	3:30.618	4	<b>50.016</b>
228	136	4:20.300	5	<b>49.682</b>
261	136	5:10.040	6	49.740
296	136	6:00.096	7	50.056
331	136	6:50.240	8	50.144
366	136	7:40.219	9	49.979
400	136	8:29.960	10	49.741
435	136	9:20.090	11	50.130
471	136	10:10.466	12	50.376
503	136	11:00.511	13	50.045
535	136	11:50.476	14	49.965



2009 CIK-FIA ASIA-PACIFIC CHAMPIONSHIP (Suzuka)

KF2

Finale /Final

Historique / Records

Seq Seq	N° No.	Heure Hour	Tour Lap	Temps Time
567	136	12:40.569	15	50.093
599	136	13:31.161	16	50.592
630	136	14:21.215	17	50.054
661	136	15:11.146	18	49.931
692	136	16:01.154	19	50.008
722	136	16:51.318	20	50.164
752	136	17:41.475	21	50.157
782	136	18:31.553	22	50.078
812	136	19:21.692	23	50.139
821		19:46.367	FINISH	
844	136	20:11.779	24	50.087

### 137 Hirakawa, Ryo

17	137	[RED LINE]		
37			START	
56	137	3.142		
85	137	56.429	1	53.287
118	137	1:47.025	2	50.596
152	137	2:36.746	3	49.721
185	137	3:26.678	4	49.932
219	137	4:16.033	5	49.355
252	137	5:05.267	6	49.234
286	137	5:54.535	7	49.268
320	137	6:44.015	8	49.480
354	137	7:33.761	9	49.746
388	137	8:23.182	10	49.421
421	137	9:13.303	11	50.121
455	137	10:02.753	12	49.450
489	137	10:52.246	13	49.493
521	137	11:41.748	14	49.502
553	137	12:31.227	15	49.479
584	137	13:21.349	16	50.122
821		19:46.367	FINISH	

### 138 Mehta, Bryan Homi

12	138	[RED LINE]		
37			START	
47	138	2.539		
83	138	56.193	1	53.654
116	138	1:46.615	2	50.422
150	138	2:36.337	3	49.722
183	138	3:25.982	4	49.645
217	138	4:15.381	5	49.399
250	138	5:04.635	6	49.254
284	138	5:54.035	7	49.400
319	138	6:43.930	8	49.895
353	138	7:33.616	9	49.686

Seq Seq	N° No.	Heure Hour	Tour Lap	Temps Time
387	138	8:22.983	10	49.367
420	138	9:12.934	11	49.951
454	138	10:02.404	12	49.470
488	138	10:51.902	13	49.498
520	138	11:41.491	14	49.589
552	138	12:30.876	15	49.385
583	138	13:20.915	16	50.039
628	138	14:20.742	17	59.827
664	138	15:13.560	18	52.818
697	138	16:06.132	19	52.572
727	138	16:55.923	20	49.791
758	138	17:46.288	21	50.365
788	138	18:36.225	22	49.937
818	138	19:26.068	23	49.843
821		19:46.367	FINISH	
848	138	20:15.993	24	49.925

### 139 Reveille, Jonathan

31	139	[RED LINE]		
37			START	
65	139	4.003		
98	139	59.453	1	55.450
132	139	1:51.898	2	52.445
167	139	2:42.589	3	50.691
203	139	3:33.229	4	50.640
236	139	4:23.050	5	49.821
269	139	5:12.756	6	49.706
303	139	6:02.608	7	49.852
337	139	6:52.737	8	50.129
371	139	7:43.054	9	50.317
404	139	8:33.363	10	50.309
438	139	9:23.385	11	50.022
473	139	10:13.423	12	50.038
506	139	11:03.477	13	50.054
538	139	11:53.494	14	50.017
570	139	12:43.566	15	50.072
602	139	13:33.488	16	49.922
634	139	14:23.515	17	50.027
665	139	15:13.858	18	50.343
694	139	16:03.972	19	50.114
724	139	16:54.181	20	50.209
754	139	17:44.339	21	50.158
784	139	18:34.422	22	50.083
814	139	19:24.670	23	50.248
821		19:46.367	FINISH	
846	139	20:14.888	24	50.218



2009 CIK-FIA ASIA-PACIFIC CHAMPIONSHIP (Suzuka)

KF2

Finale /Final

Historique / Records

Seq	N°	Heure	Tour	Temps
Seq	No.	Hour	Lap	Time

**141 Fujimatsu, Gaku**

30	141	[RED LINE]		
37				START
70	141	4.433		
100	141	59.793	1	<b>55.360</b>
130	141	1:51.164	2	<b>51.371</b>
164	141	2:41.680	3	<b>50.516</b>
199	141	3:31.935	4	<b>50.255</b>
233	141	4:21.876	5	<b>49.941</b>
268	141	5:12.405	6	50.529
302	141	6:02.531	7	50.126
336	141	6:52.601	8	50.070
370	141	7:43.000	9	50.399
405	141	8:33.791	10	50.791
439	141	9:24.199	11	50.408
476	141	10:15.238	12	51.039
510	141	11:06.486	13	51.248
542	141	11:56.967	14	50.481
574	141	12:47.699	15	50.732
606	141	13:38.153	16	50.454
638	141	14:28.624	17	50.471
669	141	15:19.092	18	50.468
699	141	16:10.066	19	50.974
729	141	17:00.509	20	50.443
759	141	17:50.967	21	50.458
789	141	18:41.349	22	50.382
820	141	19:31.724	23	50.375
821		19:46.367		FINISH
851	141	20:21.904	24	50.180

Sous réserve du contrôle technique / Subject to scrutineering

T mekeeper



Clerk of the course



# Prefinal Results



CIK-FIA Asia-Pacific KF2 Championship  
Suzuka (J) - 21-24.05.2009



## 2009 CIK-FIA ASIA-PACIFIC CHAMPIONSHIP (Suzuka)

### KF2

#### Préfinale / Prefinal

#### Classement / Classification

Cit Rnk	N° No.	Concurrent Entrant	Nat	Pilote Driver	Nat	Chassis / Moteur / Pneus Chassis / Engine / Tyres	Tours Laps	Ecart Gap	M.Tour B.Lap	Vitesse Speed
1	111	Tony Kart Junior RT		Cooper, Ben		Tony Kart / Vortex / Dunlop	16		48.748	93.34
2	102	Kosmic Racing Dept		Tiene, Felice		Kosmic / Vortex / Dunlop	16	+0.351	48.623	93.58
3	109	Tony Kart Racing Team		Smarrazzo, Aniello		Tony Kart / Vortex / Dunlop	16	+1.717	48.725	93.38
4	122	Tony Kart Junior RT		Beretta, Matteo		Tony Kart / Vortex / Dunlop	16	+2.138	48.691	93.45
5	116	Birel Motorsport		Vigano, Matteo		Birel / Parilla / Dunlop	16	+2.721	48.708	93.42
6	108	Birel Motorsport		Patrono, Giacomo		Birel / Parilla / Dunlop	16	+3.082	48.709	93.42
7	107	Intrepid Kart Technology Srl		Maisano, Brandon		Intrepid / TM / Dunlop	16	+3.674	48.765	93.31
8	105	Tony Kart Junior RT		Lock, Chris		Tony Kart / Vortex / Dunlop	16	+5.527	48.855	93.14
9	121	Tony Kart Racing Team		Kanamaru, Yu		Tony Kart / Vortex / Dunlop	16	+6.912	48.713	93.41
10	138	Birel Pacific Motor Sport		Mehta, Bryan Homi		Birel / Parilla / Dunlop	16	+8.644	48.820	93.20
11	110	Birel Motorsport		Suvanto, Petri		Birel / Parilla / Dunlop	16	+9.307	49.011	92.84
12	115	Ricky Flynn Motorsport		Taylor, Mackenzie		FA Kart / Vortex / Dunlop	16	+9.604	49.060	92.75
13	117	Trenta Quattro Nara		Kose, Shoya		Maranello / Parilla / Dunlop	16	+10.271	48.886	93.08
14	103	Tony Kart Racing Team		D'Agosto, Ignazio		Tony Kart / Vortex / Dunlop	16	+10.291	48.805	93.23
15	106	Ricky Flynn Motorsport		Lynn, Alexander		FA Kart / Vortex / Dunlop	16	+12.113	48.876	93.10
16	125	CRG Japan		Nakayama, Fumiya		CRG / Maxter / B'stone	16	+13.279	49.009	92.84
17	101	Ricky Flynn Motorsport		Zimin, Maxim		FA Kart / Vortex / Dunlop	16	+14.708	48.911	93.03
18	137	Masuda Racing Project		Hirakawa, Ryo		Spirit / Parilla / Dunlop	16	+15.330	48.875	93.10
19	123	Trenta Quattro Nara		Cheever, Eduard		Maranello / Parilla / Dunlop	16	+15.394	49.241	92.41
20	135	Birel Pacific Motor Sport		Ohtsu, Hiroki		Birel / Parilla / B'stone	16	+15.541	49.032	92.80
21	124	Trenta Quattro Nara		Blundell, George		Maranello / Maxter / Dunlop	16	+15.765	48.887	93.07
22	130	Silkroad Racing Team		Kurosawa, Hayato		CRG / Maxter / B'stone	16	+16.026	49.164	92.55
23	128	Kosmic Racing Japan		Matsushita, Nobuharu		Kosmic / Vortex / B'stone	16	+16.862	49.193	92.50
24	136	Weed Criff		Iijima, Soichiro		DR / Maxter / B'stone	16	+17.941	49.243	92.40
25	134	Birel Parilla Racing Team		Suto, Kohei		Birel / Parilla / Dunlop	16	+18.654	49.002	92.86
26	118	Kosmic Racing Dept		Mitchell, Gilbert		Kosmic / Vortex / Dunlop	16	+19.934	49.128	92.62
27	114	Tony Kart Junior RT		Wright, Luke		Tony Kart / Vortex / Dunlop	16	+20.221	49.215	92.45
28	129	Peter-Pan		Yokoyama, Naoki		Maranello / Maxter / Dunlop	16	+21.041	49.235	92.42
29	139	Birel Parilla Racing Team		Reveille, Jonathan		Birel / Parilla / Dunlop	16	+21.617	49.257	92.38
30	120	Tony Kart Racing Team		Marcelo, J. Stefano		Tony Kart / Vortex / Dunlop	16	+23.363	48.974	92.91
31	113	Higuchi Racing Team		Sawabe, Kouta		RK / Parilla / Dunlop	16	+24.503	49.027	92.81
32	141	Harada Kart Club		Fujimatsu, Gaku		FA Kart / Vortex / B'stone	16	+25.514	49.513	91.90
33	133	CRG Japan		Fujie, Ryuya		CRG / Maxter / Dunlop	5	+11 Laps	50.464	90.17
34	104	Chiesa Corse		Da Luz, David Manuel Tomas		Zanardi / Parilla / Dunlop	3	+13 Laps	50.321	90.42

Meilleur tour / Best lap : 102 Tiene, Felice - 48.623

Sous réserve du contrôle technique / Subject to scrutineering

Timekeeper



Clerk of the course



## 2009 CIK-FIA ASIA-PACIFIC CHAMPIONSHIP (Suzuka)

### KF2

#### Préfinale / Prefinal

#### Tour par tour / Lap by lap

Grille / Grid 102 122 109 111 108 107 115 116 105 138 110 123 106 117 128 124 130 137 125 135 103 104 121 101 134 113 129 133 120 114 136 118 139 141

#### Contrôle des positions avant le départ

#1	122	102	109	111	107	108	115	116	105	138	110	123	106	117	128	124	130	137	135	125	104	103	101	121	113	134	129	133	114	120	136	118	141	139
#2	102	122	111	109	108	107	115	116	105	138	110	106	123	128	117	124	130	137	135	125	103	104	121	101	134	129	113	120	133	136	114	139	118	141

Départ / Start	102	111	122	107	109	108	115	116	105	138	123	110	117	106	124	137	128	135	130	125	104	103	101	121	113	134	129	133	120	114	118	136	139	141
Tour / Lap 1	102	111	107	109	122	116	110	108	115	105	138	123	130	128	106	117	124	121	125	103	135	101	114	129	113	120	136	137	118	134	141	133	139	104
Tour / Lap 2	111	102	107	109	116	122	108	110	105	115	138	123	106	130	128	121	117	135	125	103	124	114	101	129	136	137	113	134	118	141	133	139	104	120
Tour / Lap 3	111	107	109	102	122	108	116	110	105	115	138	123	121	128	117	106	135	125	130	103	114	124	136	129	137	101	113	118	141	134	133	139	104	120
Tour / Lap 4	111	107	102	109	122	108	116	105	110	115	138	123	121	128	117	125	135	103	130	106	124	136	101	113	129	137	114	141	118	133	139	134	120	
Tour / Lap 5	111	107	102	109	122	116	108	105	115	110	138	121	123	128	117	125	103	135	130	106	124	136	101	137	113	129	114	141	118	139	134	133	120	
Tour / Lap 6	111	107	102	109	122	116	108	105	110	138	121	123	115	117	128	125	103	135	106	130	124	101	136	137	113	129	114	118	141	139	134	120		
Tour / Lap 7	111	107	102	109	122	116	108	105	110	121	138	123	115	117	128	125	103	135	106	130	124	101	136	137	113	129	114	118	141	139	134	120		
Tour / Lap 8	111	107	102	109	122	116	108	105	110	121	138	115	117	123	125	103	128	106	135	124	130	101	136	137	113	129	114	118	141	134	139	120		
Tour / Lap 9	111	107	102	109	122	116	108	105	121	138	110	115	123	117	125	103	106	128	135	124	130	101	137	136	113	129	114	118	141	134	139	120		
Tour / Lap 10	111	102	107	109	122	116	108	105	121	138	110	115	117	123	103	106	125	135	128	124	101	130	137	136	114	129	118	134	141	139	120	113		
Tour / Lap 11	111	102	107	109	122	116	108	105	121	138	110	115	117	103	106	123	125	128	135	101	124	130	137	136	114	118	129	134	139	141	120	113		
Tour / Lap 12	111	102	107	109	122	116	108	105	121	138	110	115	117	103	106	125	123	135	128	101	124	137	130	136	114	118	134	129	139	141	120	113		
Tour / Lap 13	111	102	107	109	122	116	108	105	121	138	110	115	117	103	106	125	123	135	101	137	124	128	130	136	118	134	114	129	139	141	120	113		
Tour / Lap 14	111	102	109	122	107	116	108	105	121	138	110	115	117	103	106	125	123	101	135	137	124	130	128	136	134	118	114	129	139	120	113	141		
Tour / Lap 15	111	102	109	122	116	108	107	105	121	138	110	115	117	103	106	125	101	123	137	135	124	130	128	136	134	118	114	129	139	120	113	141		
Tour / Lap 16	111	102	109	122	116	108	107	105	121	138	110	115	117	103	106	125	101	137	123	135	124	130	128	136	134	118	114	129	139	120	113	141		

T mekeeper

Clerk of the course



## 2009 CIK-FIA ASIA-PACIFIC CHAMPIONSHIP (Suzuka)

### KF2

#### Préfinale / Prefinal

#### Grille de départ / Starting grid

Départ / Start : 24.05.2009 - 12h15    Fermeture pré grille / Closing of the grid : 12h10    16 Tours/Laps = 20.224 Km

Fujimatsu, Gaku	<b>141</b>	<b>- 17 -</b>	<b>139</b>	Reveille, Jonathan
Mitchell, Gilbert	<b>118</b>	<b>- 16 -</b>	<b>136</b>	Iijima, Soichiro
Wright, Luke	<b>114</b>	<b>- 15 -</b>	<b>120</b>	Marcelo, J. Stefano
Fujie, Ryuya	<b>133</b>	<b>- 14 -</b>	<b>129</b>	Yokoyama, Naoki
Sawabe, Kouta	<b>113</b>	<b>- 13 -</b>	<b>134</b>	Suto, Kohei
Zimin, Maxim	<b>101</b>	<b>- 12 -</b>	<b>121</b>	Kanamaru, Yu
Da Luz, David Manuel Tomas	<b>104</b>	<b>- 11 -</b>	<b>103</b>	D'Agosto, Ignazio
Ohtsu, Hiroki	<b>135</b>	<b>- 10 -</b>	<b>125</b>	Nakayama, Fumiya
Hirakawa, Ryo	<b>137</b>	<b>- 9 -</b>	<b>130</b>	Kurosawa, Hayato
Blundell, George	<b>124</b>	<b>- 8 -</b>	<b>128</b>	Matsushita, Nobuharu
Kose, Shoya	<b>117</b>	<b>- 7 -</b>	<b>106</b>	Lynn, Alexander
Cheever, Eduard	<b>123</b>	<b>- 6 -</b>	<b>110</b>	Suvanto, Petri
Mehta, Bryan Homi	<b>138</b>	<b>- 5 -</b>	<b>105</b>	Lock, Chris
Vigano, Matteo	<b>116</b>	<b>- 4 -</b>	<b>115</b>	Taylor, Mackenzie
Maisano, Brandon	<b>107</b>	<b>- 3 -</b>	<b>108</b>	Patrono, Giacomo
Cooper, Ben	<b>111</b>	<b>- 2 -</b>	<b>109</b>	Smarrazzo, Aniello
Beretta, Matteo	<b>122</b>	<b>- 1 -</b>	<b>102</b>	Tiene, Felice

- Pole -

Sous réserve du contrôle technique / Subject to scrutineering

T mekeeper



Clerk of the course



## 2009 CIK-FIA ASIA-PACIFIC CHAMPIONSHIP (Suzuka)

### KF2

#### Préfinale / Prefinal

#### Historique / Records

Seq	N°	Heure	Tour	Temps
Seq	No.	Hour	Lap	Time

#### 101 Zimin, Maxim

23	101	[RED LINE]		
61	101			
95	101	[RED LINE]		
106			START	
129	101	3.307		
162	101	59.284	1	55.977
197	101	1:50.462	2	51.178
234	101	2:42.552	3	52.090
266	101	3:32.951	4	50.399
299	101	4:22.240	5	49.289
331	101	5:11.325	6	49.085
363	101	6:00.338	7	49.013
395	101	6:49.249	8	48.911
427	101	7:38.346	9	49.097
458	101	8:27.491	10	49.145
489	101	9:16.823	11	49.332
521	101	10:06.195	12	49.372
552	101	10:55.322	13	49.127
583	101	11:44.524	14	49.202
614	101	12:33.951	15	49.427
630		13:06.279	FINISH	
647	101	13:23.605	16	49.654

#### 102 Tiene, Felice

2	102	[RED LINE]		
40	102			
72	102	[RED LINE]		
106			START	
107	102	1.633		
141	102	53.995	1	52.362
176	102	1:43.989	2	49.994
212	102	2:34.476	3	50.487
246	102	3:23.670	4	49.194
279	102	4:12.523	5	48.853
312	102	5:01.254	6	48.731
344	102	5:49.877	7	48.623
376	102	6:38.505	8	48.628
408	102	7:27.229	9	48.724
439	102	8:15.910	10	48.681
471	102	9:04.702	11	48.792
503	102	9:53.578	12	48.876
535	102	10:42.368	13	48.790
567	102	11:31.222	14	48.854
599	102	12:20.133	15	48.911

Seq	N°	Heure	Tour	Temps
Seq	No.	Hour	Lap	Time

630		13:06.279	FINISH	
632	102	13:09.248	16	49.115

#### 103 D'Agosto, Ignazio

22	103	[RED LINE]		
57	103			
91	103	[RED LINE]		
106			START	
127	103	3.244		
160	103	58.943	1	55.699
194	103	1:50.129	2	51.186
228	103	2:41.182	3	51.053
261	103	3:30.997	4	49.815
293	103	4:20.041	5	49.044
326	103	5:08.908	6	48.867
358	103	5:57.713	7	48.805
389	103	6:47.101	8	49.388
421	103	7:35.956	9	48.855
452	103	8:25.532	10	49.576
483	103	9:14.458	11	48.926
515	103	10:03.270	12	48.812
547	103	10:52.096	13	48.826
579	103	11:40.939	14	48.843
611	103	12:29.864	15	48.925
630		13:06.279	FINISH	
644	103	13:19.188	16	49.324

#### 104 Da Luz, David Manuel Tomas

21	104	[RED LINE]		
59	104			
93	104	[RED LINE]		
106			START	
128	104	3.208		
174	104	1:05.816	1	1:02.608
207	104	1:56.137	2	50.321
241	104	2:46.785	3	50.648
630		13:06.279	FINISH	

#### 105 Lock, Chris

10	105	[RED LINE]		
45	105			
80	105	[RED LINE]		



2009 CIK-FIA ASIA-PACIFIC CHAMPIONSHIP (Suzuka)

KF2

Préfinale / Prefinal

Historique / Records

Seq Seq	N° No.	Heure Hour	Tour Lap	Temps Time
<b>106</b>				<b>START</b>
115	105	2.274		
150	105	56.344	1	<b>54.070</b>
183	105	1:47.039	2	<b>50.695</b>
217	105	2:36.778	3	<b>49.739</b>
251	105	3:26.109	4	<b>49.331</b>
284	105	4:15.077	5	<b>48.968</b>
317	105	5:04.199	6	49.122
349	105	5:53.158	7	<b>48.959</b>
381	105	6:42.013	8	<b>48.855</b>
413	105	7:30.924	9	48.911
445	105	8:19.818	10	48.894
477	105	9:08.951	11	49.133
509	105	9:58.015	12	49.064
541	105	10:47.064	13	49.049
573	105	11:36.169	14	49.105
605	105	12:25.286	15	49.117
630		13:06.279		<b>FINISH</b>
638	105	13:14.424	16	49.138

**106 Lynn, Alexander**

12	106	[RED LINE]		
49	106			
82	106	[RED LINE]		
<b>106</b>				<b>START</b>
121	106	2.611		
155	106	57.797	1	<b>55.186</b>
187	106	1:48.700	2	<b>50.903</b>
224	106	2:40.529	3	51.829
263	106	3:31.541	4	51.012
296	106	4:20.785	5	<b>49.244</b>
328	106	5:09.734	6	<b>48.949</b>
360	106	5:58.703	7	48.969
391	106	6:47.579	8	<b>48.876</b>
422	106	7:36.539	9	48.960
453	106	8:25.837	10	49.298
484	106	9:15.157	11	49.320
516	106	10:04.213	12	49.056
548	106	10:53.363	13	49.150
580	106	11:42.520	14	49.157
612	106	12:31.771	15	49.251
630		13:06.279		<b>FINISH</b>
645	106	13:21.010	16	49.239

**107 Maisano, Brandon**

6	107	[RED LINE]		
44	107			

Seq Seq	N° No.	Heure Hour	Tour Lap	Temps Time
77	107	[RED LINE]		
<b>106</b>				<b>START</b>
110	107	1.854		
143	107	54.317	1	<b>52.463</b>
177	107	1:44.257	2	<b>49.940</b>
210	107	2:33.666	3	<b>49.409</b>
245	107	3:22.708	4	<b>49.042</b>
278	107	4:11.666	5	<b>48.958</b>
311	107	5:00.612	6	<b>48.946</b>
343	107	5:49.377	7	<b>48.765</b>
375	107	6:38.218	8	48.841
407	107	7:27.032	9	48.814
440	107	8:16.258	10	49.226
472	107	9:05.302	11	49.044
504	107	9:54.309	12	49.007
536	107	10:43.259	13	48.950
570	107	11:33.309	14	50.050
604	107	12:23.184	15	49.875
630		13:06.279		<b>FINISH</b>
637	107	13:12.571	16	49.387

**108 Patrono, Giacomo**

7	108	[RED LINE]		
41	108			
76	108	[RED LINE]		
<b>106</b>				<b>START</b>
112	108	2.014		
148	108	56.132	1	<b>54.118</b>
181	108	1:46.311	2	<b>50.179</b>
214	108	2:35.831	3	<b>49.520</b>
249	108	3:24.847	4	<b>49.016</b>
283	108	4:14.176	5	49.329
316	108	5:03.006	6	<b>48.830</b>
348	108	5:51.724	7	<b>48.718</b>
380	108	6:40.608	8	48.884
412	108	7:29.445	9	48.837
444	108	8:18.154	10	<b>48.709</b>
476	108	9:07.013	11	48.859
508	108	9:55.936	12	48.923
540	108	10:44.868	13	48.932
572	108	11:33.853	14	48.985
603	108	12:22.984	15	49.131
630		13:06.279		<b>FINISH</b>
636	108	13:11.979	16	48.995

**109 Smarrazzo, Aniello**

4	109	[RED LINE]		
---	-----	------------	--	--



2009 CIK-FIA ASIA-PACIFIC CHAMPIONSHIP (Suzuka)

KF2

Préfinale / Prefinal

Historique / Records

Seq	N°	Heure	Tour	Temps
Seq	No.	Hour	Lap	Time
39	109			
75	109	[RED LINE]		
106			START	
111	109	1.884		
144	109	54.577	1	52.693
178	109	1:44.609	2	50.032
211	109	2:34.419	3	49.810
247	109	3:24.149	4	49.730
280	109	4:13.022	5	48.873
313	109	5:01.814	6	48.792
345	109	5:50.539	7	48.725
377	109	6:39.293	8	48.754
409	109	7:28.120	9	48.827
441	109	8:16.899	10	48.779
473	109	9:05.665	11	48.766
505	109	9:54.501	12	48.836
537	109	10:43.417	13	48.916
568	109	11:32.457	14	49.040
600	109	12:21.548	15	49.091
630		13:06.279	FINISH	
633	109	13:10.614	16	49.066

Seq	N°	Heure	Tour	Temps
Seq	No.	Hour	Lap	Time
42	111			
74	111	[RED LINE]		
106			START	
108	111	1.761		
142	111	54.056	1	52.295
175	111	1:43.820	2	49.764
209	111	2:33.200	3	49.380
244	111	3:22.343	4	49.143
277	111	4:11.308	5	48.965
310	111	5:00.211	6	48.903
342	111	5:49.018	7	48.807
374	111	6:37.822	8	48.804
406	111	7:26.610	9	48.788
438	111	8:15.427	10	48.817
470	111	9:04.175	11	48.748
502	111	9:53.063	12	48.888
534	111	10:41.919	13	48.856
566	111	11:30.810	14	48.891
598	111	12:19.787	15	48.977
630		13:06.279	FINISH	
631	111	13:08.897	16	49.110

110 Suvanto, Petri

13	110	[RED LINE]		
47	110			
83	110	[RED LINE]		
106			START	
118	110	2.527		
147	110	56.081	1	53.554
182	110	1:46.813	2	50.732
216	110	2:36.616	3	49.803
252	110	3:26.950	4	50.334
286	110	4:16.734	5	49.784
318	110	5:06.087	6	49.353
350	110	5:55.125	7	49.038
382	110	6:44.136	8	49.011
416	110	7:34.386	9	50.250
448	110	8:23.624	10	49.238
480	110	9:12.667	11	49.043
512	110	10:01.847	12	49.180
544	110	10:50.927	13	49.080
576	110	11:40.015	14	49.088
608	110	12:29.089	15	49.074
630		13:06.279	FINISH	
641	110	13:18.204	16	49.115

113 Sawabe, Kouta

26	113	[RED LINE]		
63	113			
97	113	[RED LINE]		
106			START	
131	113	3.473		
165	113	59.588	1	56.115
201	113	1:51.441	2	51.853
235	113	2:42.619	3	51.178
267	113	3:33.352	4	50.733
301	113	4:23.306	5	49.954
334	113	5:12.678	6	49.372
366	113	6:01.726	7	49.048
398	113	6:50.776	8	49.050
430	113	7:39.803	9	49.027
469	113	8:36.704	10	56.901
501	113	9:26.020	11	49.316
533	113	10:15.324	12	49.304
565	113	11:04.584	13	49.260
596	113	11:54.386	14	49.802
628	113	12:44.040	15	49.654
630		13:06.279	FINISH	
661	113	13:33.400	16	49.360

111 Cooper, Ben

5	111	[RED LINE]		
---	-----	------------	--	--

114 Wright, Luke

30	114	[RED LINE]		
----	-----	------------	--	--



2009 CIK-FIA ASIA-PACIFIC CHAMPIONSHIP (Suzuka)

KF2

Préfinale / Prefinal

Historique / Records

Seq Seq	N° No.	Heure Hour	Tour Lap	Temps Time
69	114			
102	114	[RED LINE]		
106			START	
136	114	3.759		
163	114	59.335	1	55.576
196	114	1:50.333	2	50.998
229	114	2:41.724	3	51.391
270	114	3:33.822	4	52.098
303	114	4:24.125	5	50.303
336	114	5:13.400	6	49.275
368	114	6:02.615	7	49.215
400	114	6:51.928	8	49.313
432	114	7:41.293	9	49.365
462	114	8:31.075	10	49.782
494	114	9:20.644	11	49.569
526	114	10:10.127	12	49.483
560	114	11:00.519	13	50.392
592	114	11:50.153	14	49.634
624	114	12:39.609	15	49.456
630		13:06.279	FINISH	
657	114	13:29.118	16	49.509

Seq Seq	N° No.	Heure Hour	Tour Lap	Temps Time
46	116			
79	116	[RED LINE]		
106			START	
113	116	2.163		
146	116	55.150	1	52.987
179	116	1:44.993	2	49.843
215	116	2:36.061	3	51.068
250	116	3:25.057	4	48.996
282	116	4:14.031	5	48.974
315	116	5:02.739	6	48.708
347	116	5:51.479	7	48.740
379	116	6:40.217	8	48.738
411	116	7:28.994	9	48.777
443	116	8:17.880	10	48.886
475	116	9:06.742	11	48.862
507	116	9:55.639	12	48.897
539	116	10:44.554	13	48.915
571	116	11:33.502	14	48.948
602	116	12:22.551	15	49.049
630		13:06.279	FINISH	
635	116	13:11.618	16	49.067

115 Taylor, Mackenzie

9	115	[RED LINE]		
43	115			
78	115	[RED LINE]		
106			START	
114	115	2.121		
149	115	56.169	1	54.048
184	115	1:48.051	2	51.882
218	115	2:37.624	3	49.573
253	115	3:27.006	4	49.382
285	115	4:16.670	5	49.664
322	115	5:07.132	6	50.462
354	115	5:56.438	7	49.306
385	115	6:45.584	8	49.146
417	115	7:34.690	9	49.106
449	115	8:23.750	10	49.060
481	115	9:12.864	11	49.114
513	115	10:02.036	12	49.172
545	115	10:51.155	13	49.119
577	115	11:40.328	14	49.173
609	115	12:29.406	15	49.078
630		13:06.279	FINISH	
642	115	13:18.501	16	49.095

117 Kose, Shoya

15	117	[RED LINE]		
52	117			
85	117	[RED LINE]		
106			START	
119	117	2.531		
156	117	57.961	1	55.430
191	117	1:49.256	2	51.295
223	117	2:40.064	3	50.808
258	117	3:29.720	4	49.656
291	117	4:18.759	5	49.039
323	117	5:07.684	6	48.925
355	117	5:56.570	7	48.886
386	117	6:46.064	8	49.494
419	117	7:35.521	9	49.457
450	117	8:24.854	10	49.333
482	117	9:13.864	11	49.010
514	117	10:02.791	12	48.927
546	117	10:51.764	13	48.973
578	117	11:40.739	14	48.975
610	117	12:29.712	15	48.973
630		13:06.279	FINISH	
643	117	13:19.168	16	49.456

116 Vigano, Matteo

8	116	[RED LINE]		
---	-----	------------	--	--

118 Mitchell, Gilbert

33	118	[RED LINE]		
----	-----	------------	--	--



2009 CIK-FIA ASIA-PACIFIC CHAMPIONSHIP (Suzuka)

KF2

Préfinale / Prefinal

Historique / Records

Seq Seq	N° No.	Heure Hour	Tour Lap	Temps Time
70	118			
104	118	[RED LINE]		
106			START	
137	118	3.976		
169	118	1:00.157	1	56.181
203	118	1:52.128	2	51.971
236	118	2:42.886	3	50.758
272	118	3:33.989	4	51.103
305	118	4:24.490	5	50.501
337	118	5:14.040	6	49.550
369	118	6:03.220	7	49.180
401	118	6:52.387	8	49.167
433	118	7:41.515	9	49.128
463	118	8:31.385	10	49.870
495	118	9:20.902	11	49.517
527	118	10:10.248	12	49.346
558	118	11:00.162	13	49.914
591	118	11:49.828	14	49.666
623	118	12:39.295	15	49.467
630		13:06.279	FINISH	
656	118	13:28.831	16	49.536

Seq Seq	N° No.	Heure Hour	Tour Lap	Temps Time
60	121			
94	121	[RED LINE]		
106			START	
130	121	3.423		
158	121	58.273	1	54.850
190	121	1:49.121	2	50.848
221	121	2:39.216	3	50.095
256	121	3:28.240	4	49.024
288	121	4:17.257	5	49.017
320	121	5:06.749	6	49.492
351	121	5:55.590	7	48.841
383	121	6:44.303	8	48.713
414	121	7:33.193	9	48.890
446	121	8:21.999	10	48.806
478	121	9:10.938	11	48.939
510	121	9:59.889	12	48.951
542	121	10:48.827	13	48.938
574	121	11:37.676	14	48.849
606	121	12:26.711	15	49.035
630		13:06.279	FINISH	
639	121	13:15.809	16	49.098

120 Marcelo, J. Stefano

31	120	[RED LINE]		
65	120			
100	120	[RED LINE]		
106			START	
135	120	3.758		
166	120	59.804	1	56.046
208	120	2:01.641	2	1:01.837
243	120	2:51.836	3	50.195
276	120	3:41.332	4	49.496
309	120	4:30.655	5	49.323
341	120	5:19.786	6	49.131
373	120	6:08.810	7	49.024
405	120	6:57.793	8	48.983
437	120	7:46.767	9	48.974
468	120	8:36.235	10	49.468
500	120	9:25.362	11	49.127
532	120	10:14.402	12	49.040
564	120	11:03.388	13	48.986
595	120	11:53.724	14	50.336
627	120	12:43.084	15	49.360
630		13:06.279	FINISH	
660	120	13:32.260	16	49.176

122 Beretta, Matteo

3	122	[RED LINE]		
38	122			
73	122	[RED LINE]		
106			START	
109	122	1.807		
145	122	54.929	1	53.122
180	122	1:45.200	2	50.271
213	122	2:34.614	3	49.414
248	122	3:24.495	4	49.881
281	122	4:13.563	5	49.068
314	122	5:02.284	6	48.721
346	122	5:50.975	7	48.691
378	122	6:39.683	8	48.708
410	122	7:28.523	9	48.840
442	122	8:17.276	10	48.753
474	122	9:06.143	11	48.867
506	122	9:54.894	12	48.751
538	122	10:43.809	13	48.915
569	122	11:33.169	14	49.360
601	122	12:22.129	15	48.960
630		13:06.279	FINISH	
634	122	13:11.035	16	48.906

121 Kanamaru, Yu

25	121	[RED LINE]		
----	-----	------------	--	--

123 Cheever, Eduard

14	123	[RED LINE]		
----	-----	------------	--	--



2009 CIK-FIA ASIA-PACIFIC CHAMPIONSHIP (Suzuka)

KF2

Préfinale / Prefinal

Historique / Records

Seq Seq	N° No.	Heure Hour	Tour Lap	Temps Time
51	123			
84	123	[RED LINE]		
106			START	
117	123	2.412		
152	123	57.335	1	54.923
186	123	1:48.656	2	51.321
220	123	2:38.577	3	49.921
255	123	3:28.008	4	49.431
289	123	4:17.518	5	49.510
321	123	5:07.017	6	49.499
353	123	5:56.271	7	49.254
387	123	6:46.134	8	49.863
418	123	7:35.375	9	49.241
451	123	8:25.416	10	50.041
485	123	9:15.519	11	50.103
518	123	10:05.644	12	50.125
550	123	10:54.943	13	49.299
582	123	11:44.284	14	49.341
615	123	12:34.138	15	49.854
630		13:06.279	FINISH	
649	123	13:24.291	16	50.153

Seq Seq	N° No.	Heure Hour	Tour Lap	Temps Time
55	125			
92	125	[RED LINE]		
106			START	
126	125	3.162		
159	125	58.810	1	55.648
193	125	1:49.818	2	51.008
226	125	2:40.758	3	50.940
259	125	3:30.222	4	49.464
292	125	4:19.273	5	49.051
325	125	5:08.282	6	49.009
357	125	5:57.450	7	49.168
388	125	6:46.781	8	49.331
420	125	7:35.808	9	49.027
454	125	8:26.166	10	50.358
486	125	9:15.746	11	49.580
517	125	10:05.324	12	49.578
549	125	10:54.424	13	49.100
581	125	11:43.709	14	49.285
613	125	12:32.874	15	49.165
630		13:06.279	FINISH	
646	125	13:22.176	16	49.302

124 Blundell, George

16	124	[RED LINE]		
54	124			
89	124	[RED LINE]		
106			START	
120	124	2.634		
157	124	58.177	1	55.543
195	124	1:50.176	2	51.999
230	124	2:41.812	3	51.636
264	124	3:31.835	4	50.023
297	124	4:21.143	5	49.308
330	124	5:10.438	6	49.295
362	124	5:59.520	7	49.082
393	124	6:48.606	8	49.086
425	124	7:37.493	9	48.887
457	124	8:26.731	10	49.238
490	124	9:17.129	11	50.398
522	124	10:06.523	12	49.394
554	124	10:56.577	13	50.054
586	124	11:45.850	14	49.273
618	124	12:35.203	15	49.353
630		13:06.279	FINISH	
651	124	13:24.662	16	49.459

128 Matsushita, Nobuharu

17	128	[RED LINE]		
50	128			
86	128	[RED LINE]		
106			START	
123	128	2.952		
154	128	57.648	1	54.696
189	128	1:49.101	2	51.453
222	128	2:39.916	3	50.815
257	128	3:29.449	4	49.533
290	128	4:18.705	5	49.256
324	128	5:08.097	6	49.392
356	128	5:57.290	7	49.193
390	128	6:47.391	8	50.101
423	128	7:36.842	9	49.451
456	128	8:26.603	10	49.761
487	128	9:16.241	11	49.638
520	128	10:06.123	12	49.882
555	128	10:56.671	13	50.548
588	128	11:46.541	14	49.870
620	128	12:36.064	15	49.523
630		13:06.279	FINISH	
653	128	13:25.759	16	49.695

125 Nakayama, Fumiya

24	125	[RED LINE]		
----	-----	------------	--	--

129 Yokoyama, Naoki

28	129	[RED LINE]		
----	-----	------------	--	--



2009 CIK-FIA ASIA-PACIFIC CHAMPIONSHIP (Suzuka)

KF2

Préfinale / Prefinal

Historique / Records

Seq Seq	N° No.	Heure Hour	Tour Lap	Temps Time
64	129			
98	129	[RED LINE]		
106			START	
133	129	3.609		
164	129	59.491	1	55.882
198	129	1:50.659	2	51.168
232	129	2:42.354	3	51.695
268	129	3:33.377	4	51.023
302	129	4:23.324	5	49.947
335	129	5:13.069	6	49.745
367	129	6:02.304	7	49.235
399	129	6:51.679	8	49.375
431	129	7:41.035	9	49.356
464	129	8:31.379	10	50.344
496	129	9:21.248	11	49.869
529	129	10:10.997	12	49.749
561	129	11:00.759	13	49.762
593	129	11:50.496	14	49.737
625	129	12:40.202	15	49.706
630		13:06.279	FINISH	
658	129	13:29.938	16	49.736

**130 Kurosawa, Hayato**

19	130	[RED LINE]		
53	130			
87	130	[RED LINE]		
106			START	
125	130	3.050		
153	130	57.517	1	54.467
188	130	1:48.858	2	51.341
227	130	2:41.039	3	52.181
262	130	3:31.283	4	50.244
295	130	4:20.667	5	49.384
329	130	5:10.131	6	49.464
361	130	5:59.305	7	49.174
394	130	6:48.899	8	49.594
426	130	7:38.063	9	49.164
459	130	8:27.671	10	49.608
491	130	9:17.314	11	49.643
524	130	10:07.070	12	49.756
556	130	10:56.692	13	49.622
587	130	11:46.200	14	49.508
619	130	12:35.579	15	49.379
630		13:06.279	FINISH	
652	130	13:24.923	16	49.344

**133 Fujie, Ryuya**

29	133	[RED LINE]		
----	-----	------------	--	--

Seq Seq	N° No.	Heure Hour	Tour Lap	Temps Time
66	133			
99	133	[RED LINE]		
106			START	
134	133	3.655		
172	133	1:01.734	1	58.079
205	133	1:53.062	2	51.328
239	133	2:43.714	3	50.652
273	133	3:34.178	4	50.464
308	133	4:26.458	5	52.280
630		13:06.279	FINISH	

**134 Suto, Kohei**

27	134	[RED LINE]		
62	134			
96	134	[RED LINE]		
106			START	
132	134	3.518		
170	134	1:00.256	1	56.738
202	134	1:51.923	2	51.667
238	134	2:43.544	3	51.621
275	134	3:34.748	4	51.204
307	134	4:25.487	5	50.739
340	134	5:15.184	6	49.697
372	134	6:04.935	7	49.751
403	134	6:54.172	8	49.237
435	134	7:43.472	9	49.300
465	134	8:32.848	10	49.376
497	134	9:21.853	11	49.005
528	134	10:10.855	12	49.002
559	134	11:00.223	13	49.368
590	134	11:49.427	14	49.204
622	134	12:38.525	15	49.098
630		13:06.279	FINISH	
655	134	13:27.551	16	49.026

**135 Ohtsu, Hiroki**

20	135	[RED LINE]		
58	135			
90	135	[RED LINE]		
106			START	
124	135	2.989		
161	135	59.067	1	56.078
192	135	1:49.728	2	50.661
225	135	2:40.691	3	50.963
260	135	3:30.814	4	50.123
294	135	4:20.495	5	49.681
327	135	5:09.527	6	49.032



2009 CIK-FIA ASIA-PACIFIC CHAMPIONSHIP (Suzuka)

KF2

Préfinale / Prefinal

Historique / Records

Seq Seq	N° No.	Heure Hour	Tour Lap	Temps Time
359	135	5:58.627	7	49.100
392	135	6:48.070	8	49.443
424	135	7:37.195	9	49.125
455	135	8:26.540	10	49.345
488	135	9:16.492	11	49.952
519	135	10:05.943	12	49.451
551	135	10:55.251	13	49.308
584	135	11:44.962	14	49.711
617	135	12:35.097	15	50.135
630		13:06.279	FINISH	
650	135	13:24.438	16	49.341

### 136 Iijima, Soichiro

32	136	[RED LINE]		
67	136			
101	136	[RED LINE]		
106			START	
138	136	3.986		
167	136	59.857	1	55.871
199	136	1:51.137	2	51.280
231	136	2:42.186	3	51.049
265	136	3:32.780	4	50.594
298	136	4:22.023	5	49.243
332	136	5:11.583	6	49.560
364	136	6:00.845	7	49.262
396	136	6:50.145	8	49.300
429	136	7:39.706	9	49.561
461	136	8:29.659	10	49.953
493	136	9:19.179	11	49.520
525	136	10:08.695	12	49.516
557	136	10:58.201	13	49.506
589	136	11:47.730	14	49.529
621	136	12:37.220	15	49.490
630		13:06.279	FINISH	
654	136	13:26.838	16	49.618

### 137 Hirakawa, Ryo

18	137	[RED LINE]		
56	137			
88	137	[RED LINE]		
106			START	
122	137	2.875		
168	137	59.870	1	56.995
200	137	1:51.318	2	51.448
233	137	2:42.443	3	51.125
269	137	3:33.506	4	51.063
300	137	4:23.221	5	49.715

Seq Seq	N° No.	Heure Hour	Tour Lap	Temps Time
333	137	5:12.448	6	49.227
365	137	6:01.326	7	48.878
397	137	6:50.201	8	48.875
428	137	7:39.161	9	48.960
460	137	8:28.142	10	48.981
492	137	9:17.380	11	49.238
523	137	10:06.626	12	49.246
553	137	10:55.973	13	49.347
585	137	11:45.050	14	49.077
616	137	12:34.773	15	49.723
630		13:06.279	FINISH	
648	137	13:24.227	16	49.454

### 138 Mehta, Bryan Homi

11	138	[RED LINE]		
48	138			
81	138	[RED LINE]		
106			START	
116	138	2.294		
151	138	56.511	1	54.217
185	138	1:48.402	2	51.891
219	138	2:37.940	3	49.538
254	138	3:27.280	4	49.340
287	138	4:16.833	5	49.553
319	138	5:06.604	6	49.771
352	138	5:55.750	7	49.146
384	138	6:44.570	8	48.820
415	138	7:34.325	9	49.755
447	138	8:23.244	10	48.919
479	138	9:12.300	11	49.056
511	138	10:01.343	12	49.043
543	138	10:50.297	13	48.954
575	138	11:39.390	14	49.093
607	138	12:28.452	15	49.062
630		13:06.279	FINISH	
640	138	13:17.541	16	49.089

### 139 Reveille, Jonathan

34	139	[RED LINE]		
68	139			
103	139	[RED LINE]		
106			START	
139	139	4.132		
173	139	1:01.902	1	57.770
206	139	1:53.818	2	51.916
240	139	2:43.800	3	49.982
274	139	3:34.522	4	50.722



2009 CIK-FIA ASIA-PACIFIC CHAMPIONSHIP (Suzuka)

KF2

Préfinale / Prefinal

Historique / Records

Seq Seq	N° No.	Heure Hour	Tour Lap	Temps Time
306	139	4:24.860	5	50.338
339	139	5:14.701	6	<b>49.841</b>
371	139	6:04.863	7	50.162
404	139	6:54.452	8	<b>49.589</b>
436	139	7:43.709	9	<b>49.257</b>
467	139	8:33.569	10	49.860
498	139	9:23.153	11	49.584
530	139	10:12.669	12	49.516
562	139	11:02.060	13	49.391
594	139	11:51.557	14	49.497
626	139	12:41.084	15	49.527
630		13:06.279	FINISH	
659	139	13:30.514	16	49.430

**141 Fujimatsu, Gaku**

35	141	[RED LINE]		
71	141			
105	141	[RED LINE]		
106			START	
140	141	4.212		
171	141	1:00.468	1	<b>56.256</b>
204	141	1:52.380	2	<b>51.912</b>
237	141	2:43.277	3	<b>50.897</b>
271	141	3:33.840	4	<b>50.563</b>
304	141	4:24.313	5	<b>50.473</b>
338	141	5:14.543	6	<b>50.230</b>
370	141	6:04.153	7	<b>49.610</b>
402	141	6:53.666	8	<b>49.513</b>
434	141	7:43.408	9	49.742
466	141	8:33.469	10	50.061
499	141	9:23.537	11	50.068
531	141	10:13.171	12	49.634
563	141	11:02.943	13	49.772
597	141	11:54.449	14	51.506
629	141	12:44.594	15	50.145
630		13:06.279	FINISH	
662	141	13:34.411	16	49.817

Sous réserve du contrôle technique / Subject to scrutineering

T mekeeper



Clerk of the course



# Second Chance



CIK-FIA Asia-Pacific KF2 Championship  
Suzuka (J) - 21-24.05.2009















## 2009 CIK-FIA ASIA-PACIFIC CHAMPIONSHIP (Suzuka)

### KF2

#### Manche de Repêchage / Second Chance Heat

#### Classement / Classification

Cl	N°	Concurrent	Nat	Pilote	Nat	Chassis / Moteur / Pneus	Tours	Ecart	M.Tour	Vitesse	Pénalité
Rnk	No.	Entrant		Driver		Chassis / Engine / Tyres	Laps	Gap	B.Lap	Speed	Penalty
1	120	Tony Kart Racing Team		Marcelo, J. Stefano		Tony Kart / Vortex / Dunlop	12		49.101	92.67	
2	114	Tony Kart Junior RT		Wright, Luke		Tony Kart / Vortex / Dunlop	12	+0.505	49.245	92.40	
3	136	Weed Criff		Iijima, Soichiro		DR / Maxter / B'stone	12	+1.268	49.336	92.23	
4	118	Kosmic Racing Dept		Mitchell, Gilbert		Kosmic / Vortex / Dunlop	12	+4.626	49.565	91.80	
5	139	Birel Parilla Racing Team		Reveille, Jonathan		Birel / Parilla / Dunlop	12	+4.948	49.315	92.27	
6	141	Harada Kart Club		Fujimatsu, Gaku		FA Kart / Vortex / B'stone	12	+5.685	49.475	91.97	

#### Non Qualifiés / Not Qualified

7	119	Team Hirano		Osada, Kazumi		CRG / Vortex / Dunlop	12	+8.934	49.736	91.49	
8	126	Sugiyama Racing		Kubo, Rintaro		CRG / Vortex / Dunlop	12	+10.394	49.697	91.56	
9	127	Thirty's Racing		Indra Payoong, Nanin		Tony Kart / Vortex / Dunlop	12	+11.041	49.477	91.97	+10.000
10	131	Osaka Kart Club		Iwai, Akari		Kosmic / Parilla / B'stone	12	+11.919	50.053	90.91	
11	112	Simon Racing Team		Lathoras, Pasin		Maddox / Vortex / B'stone	12	+13.072	50.189	90.66	
12	132	Tech Miyazawa		Miyazawa, Kazuki		Arrow / Vortex / Dunlop	12	+26.382	50.084	90.85	
13	140	Harada Kart Club		Morishita, Shogo		FA Kart / Vortex / B'stone		+12 Laps			

Meilleur tour / Best lap : 120 Marcelo, J. Stefano - 49.101

#### Pas un tour / No lap

140	Harada Kart Club		Morishita, Shogo		FA Kart / Vortex / B'stone						
-----	------------------	---	------------------	---	----------------------------	--	--	--	--	--	--

# 127 : 10" penalty for no respect of start ng procedure, Art.2.20. of General prescr pt ons

Sous réserve du contrôle techni ue / Subject to scrutineering

Timekeeper



Clerk of the course



## 2009 CIK-FIA ASIA-PACIFIC CHAMPIONSHIP (Suzuka)

### KF2

#### Manche de Repêchage / Second Chance Heat

#### Historique / Records

Seq	N°	Heure	Tour	Temps
Seq	No.	Hour	Lap	Time

#### 112 Lathoras, Pasin

1				RED FLAG
10	112	[RED LINE]		
15				YELLOW FLAG
32	112			
40				RED FLAG
49	112	[RED LINE]		
54				START
70	112	2.733		
88	112	55.910	1	53.177
106	112	1:47.154	2	51.244
118	112	2:37.794	3	50.640
130	112	3:28.089	4	50.295
144	112	4:19.447	5	51.358
156	112	5:09.636	6	50.189
168	112	6:00.064	7	50.428
181	112	6:50.801	8	50.737
194	112	7:41.426	9	50.625
207	112	8:32.389	10	50.963
219	112	9:22.728	11	50.339
221		9:57.567		FINISH
232	112	10:13.344	12	50.616

Seq	N°	Heure	Tour	Temps
Seq	No.	Hour	Lap	Time

#### 118 Mitchell, Gilbert

1				RED FLAG
2	118	[RED LINE]		
15				YELLOW FLAG
24	118			
40				RED FLAG
42	118	[RED LINE]		
54				START
61	118	2.237		
83	118	55.332	1	53.095
104	118	1:46.455	2	51.123
117	118	2:36.830	3	50.375
129	118	3:26.395	4	49.565
141	118	4:16.063	5	49.668
153	118	5:05.944	6	49.881
165	118	5:55.618	7	49.674
177	118	6:45.391	8	49.773
189	118	7:35.275	9	49.884
201	118	8:25.187	10	49.912
213	118	9:15.054	11	49.867
221		9:57.567		FINISH
226	118	10:04.898	12	49.844

#### 114 Wright, Luke

1				RED FLAG
3	114	[RED LINE]		
15				YELLOW FLAG
20	114			
40				RED FLAG
43	114	[RED LINE]		
54				START
63	114	2.295		
84	114	55.438	1	53.143
102	114	1:45.993	2	50.555
114	114	2:35.837	3	49.844
126	114	3:25.473	4	49.636
138	114	4:14.912	5	49.439
150	114	5:04.257	6	49.345
162	114	5:53.502	7	49.245
174	114	6:42.873	8	49.371
187	114	7:32.494	9	49.621
199	114	8:21.899	10	49.405
210	114	9:11.424	11	49.525
221		9:57.567		FINISH
223	114	10:00.777	12	49.353

#### 119 Osada, Kazumi

1				RED FLAG
13	119	[RED LINE]		
15				YELLOW FLAG
35	119			
40				RED FLAG
51	119	[RED LINE]		
54				START
75	119	3.100		
97	119	57.796	1	54.696
110	119	1:48.372	2	50.576
122	119	2:38.572	3	50.200
133	119	3:28.836	4	50.264
146	119	4:20.220	5	51.384
158	119	5:10.301	6	50.081
169	119	6:00.110	7	49.809
180	119	6:50.070	8	49.960
192	119	7:39.821	9	49.751
204	119	8:29.557	10	49.736
216	119	9:19.333	11	49.776
221		9:57.567		FINISH
229	119	10:09.206	12	49.873



2009 CIK-FIA ASIA-PACIFIC CHAMPIONSHIP (Suzuka)

KF2

Manche de Repêchage / Second Chance Heat

Historique / Records

Seq	N°	Heure	Tour	Temps
Seq	No.	Hour	Lap	Time

### 120 Marcelo, J. Stefano

1				RED FLAG
12	120	[RED LINE]		
15				YELLOW FLAG
36	120			
40				RED FLAG
52	120	[RED LINE]		
54				START
74	120	3.030		
89	120	56.032	1	<b>53.002</b>
105	120	1:46.690	2	<b>50.658</b>
116	120	2:36.674	3	<b>49.984</b>
128	120	3:26.117	4	<b>49.443</b>
140	120	4:15.260	5	<b>49.143</b>
151	120	5:04.428	6	49.168
163	120	5:53.837	7	49.409
175	120	6:42.938	8	<b>49.101</b>
186	120	7:32.196	9	49.258
198	120	8:21.646	10	49.450
209	120	9:10.956	11	49.310
221		9:57.567		FINISH
222	120	10:00.272	12	49.316

Seq	N°	Heure	Tour	Temps
Seq	No.	Hour	Lap	Time

### 127 Indra Payoong, Nanin

1				RED FLAG
4	127	[RED LINE]		
15				YELLOW FLAG
22	127			
40				RED FLAG
41	127	[RED LINE]		
54				START
60	127	2.184		
79	127	54.204	1	<b>52.020</b>
101	127	1:44.501	2	<b>50.297</b>
113	127	2:34.451	3	<b>49.950</b>
125	127	3:24.194	4	<b>49.743</b>
137	127	4:13.844	5	<b>49.650</b>
149	127	5:03.381	6	<b>49.537</b>
161	127	5:52.978	7	49.597
173	127	6:42.511	8	<b>49.533</b>
185	127	7:31.988	9	<b>49.477</b>
197	127	8:21.543	10	49.555
211	127	9:11.751	11	50.208
221		9:57.567		FINISH
224	127	10:01.313	12	49.562

### 126 Kubo, Rintaro

1				RED FLAG
5	126	[RED LINE]		
15				YELLOW FLAG
27	126			
40				RED FLAG
45	126	[RED LINE]		
54				START
64	126	2.388		
99	126	58.399	1	<b>56.011</b>
111	126	1:48.973	2	<b>50.574</b>
123	126	2:38.855	3	<b>49.882</b>
135	126	3:29.246	4	50.391
145	126	4:20.142	5	50.896
157	126	5:09.839	6	<b>49.697</b>
170	126	6:00.297	7	50.458
182	126	6:51.193	8	50.896
193	126	7:41.178	9	49.985
205	126	8:30.923	10	49.745
217	126	9:20.665	11	49.742
221		9:57.567		FINISH
230	126	10:10.666	12	50.001

### 131 Iwai, Akari

1				RED FLAG
6	131	[RED LINE]		
15				YELLOW FLAG
29	131			
40				RED FLAG
48	131	[RED LINE]		
54				START
66	131	2.525		
96	131	57.502	1	<b>54.977</b>
109	131	1:48.031	2	<b>50.529</b>
121	131	2:38.422	3	<b>50.391</b>
134	131	3:29.043	4	50.621
147	131	4:20.342	5	51.299
159	131	5:10.760	6	50.418
171	131	6:00.860	7	<b>50.100</b>
183	131	6:51.347	8	50.487
195	131	7:41.505	9	50.158
206	131	8:32.040	10	50.535
218	131	9:22.093	11	<b>50.053</b>
221		9:57.567		FINISH
231	131	10:12.191	12	50.098



2009 CIK-FIA ASIA-PACIFIC CHAMPIONSHIP (Suzuka)

KF2

Manche de Repêchage / Second Chance Heat

Historique / Records

Seq	N°	Heure	Tour	Temps
Seq	No.	Hour	Lap	Time
<b>132 Miyazawa, Kazuki</b>				
1				RED FLAG
15				YELLOW FLAG
37	132			[RED LINE]
39	132			
40				RED FLAG
54				START
77	132	22.755		
100	132	1:13.750	1	50.995
112	132	2:04.529	2	50.779
124	132	2:54.903	3	50.374
136	132	3:45.082	4	50.179
148	132	4:35.381	5	50.299
160	132	5:25.646	6	50.265
172	132	6:15.892	7	50.246
184	132	7:06.057	8	50.165
196	132	7:56.208	9	50.151
208	132	8:46.373	10	50.165
220	132	9:36.457	11	50.084
221		9:57.567		FINISH
233	132	10:26.654	12	50.197

<b>136 Iijima, Soichiro</b>				
1				RED FLAG
9	136			[RED LINE]
15				YELLOW FLAG
31	136			
40				RED FLAG
47	136			[RED LINE]
54				START
72	136	2.874		
86	136	55.564	1	52.690
103	136	1:46.356	2	50.792
115	136	2:35.973	3	49.617
127	136	3:25.653	4	49.680
139	136	4:15.178	5	49.525
152	136	5:04.847	6	49.669
164	136	5:54.258	7	49.411
176	136	6:43.619	8	49.361
188	136	7:32.955	9	49.336
200	136	8:22.383	10	49.428
212	136	9:11.968	11	49.585
221		9:57.567		FINISH
225	136	10:01.540	12	49.572

<b>139 Reveille, Jonathan</b>				
1				RED FLAG

8	139			[RED LINE]
15				YELLOW FLAG
30	139			
40				RED FLAG
46	139			[RED LINE]
54				START
71	139	2.725		
94	139	57.083	1	54.358
108	139	1:47.422	2	50.339
120	139	2:38.130	3	50.708
132	139	3:28.400	4	50.270
143	139	4:18.951	5	50.551
155	139	5:08.530	6	49.579
167	139	5:57.891	7	49.361
179	139	6:47.490	8	49.599
191	139	7:36.934	9	49.444
202	139	8:26.515	10	49.581
214	139	9:15.905	11	49.390
221		9:57.567		FINISH
227	139	10:05.220	12	49.315

<b>140 Morishita, Shogo</b>				
1				RED FLAG
7	140			[RED LINE]
15				YELLOW FLAG
25	140			
40				RED FLAG
44	140			[RED LINE]
54				START
67	140	2.563		
221		9:57.567		FINISH

<b>141 Fujimatsu, Gaku</b>				
1				RED FLAG
11	141			[RED LINE]
15				YELLOW FLAG
34	141			
40				RED FLAG
50	141			[RED LINE]
54				START
73	141	2.917		
91	141	56.446	1	53.529
107	141	1:47.203	2	50.757
119	141	2:37.892	3	50.689
131	141	3:28.279	4	50.387
142	141	4:18.353	5	50.074
154	141	5:08.056	6	49.703



2009 CIK-FIA ASIA-PACIFIC CHAMPIONSHIP (Suzuka)

KF2

Manche de Repêchage / Second Chance Heat

Historique / Records

Seq	N°	Heure	Tour	Temps
Seq	No.	Hour	Lap	Time
166	141	5:57.676	7	<b>49.620</b>
178	141	6:47.287	8	<b>49.611</b>
190	141	7:36.855	9	<b>49.568</b>
203	141	8:26.894	10	50.039
215	141	9:16.482	11	49.588
221		9:57.567	FINISH	
228	141	10:05.957	12	<b>49.475</b>

Sous réserve du contrôle technique / Subject to scrutineering

T mekeeper



Clerk of the course



# Heats Results



CIK-FIA Asia-Pacific KF2 Championship  
Suzuka (J) - 21-24.05.2009



## 2009 CIK-FIA ASIA-PACIFIC CHAMPIONSHIP (Suzuka)

### KF2

#### Classement Intermédiaire Officiel / Official Intermediate Classification

Cl	N°	Concurrent	Nat	Pilote	Nat	Chassis / Moteur / Pneus	Essais	A-B	B-C	A-C	Points
Rnk	No.	Entrant		Driver		Chassis / Engine / Tyres	Qualifying				Points
1	102	Kosmic Racing Dept		Tiene, Felice		Kosmic / Vortex / Dunlop	4	4	-	0	4
2	122	Tony Kart Junior RT		Beretta, Matteo		Tony Kart / Vortex / Dunlop	6	-	2	3	5
3	109	Tony Kart Racing Team		Smarrazzo, Aniello		Tony Kart / Vortex / Dunlop	9	-	0	5	5
4	111	Tony Kart Junior RT		Cooper, Ben		Tony Kart / Vortex / Dunlop	16	2	-	6	8
5	108	Birel Motorsport		Patrono, Giacomo		Birel / Parilla / Dunlop	5	0	9	-	9
6	107	Intrepid Kart Technology Srl		Maisano, Brandon		Intrepid / TM / Dunlop	2	5	5	-	10
7	115	Ricky Flynn Motorsport		Taylor, Mackenzie		FA Kart / Vortex / Dunlop	18	-	3	7	10
8	116	Birel Motorsport		Vigano, Matteo		Birel / Parilla / Dunlop	1	7	-	4	11
9	105	Tony Kart Junior RT		Lock, Chris		Tony Kart / Vortex / Dunlop	14	3	14	-	17
10	138	Birel Pacific Motor Sport		Mehta, Bryan Homi		Birel / Parilla / Dunlop	21	-	7	11	18
11	110	Birel Motorsport		Suvanto, Petri		Birel / Parilla / Dunlop	24	-	8	10	18
12	123	Trenta Quattro Nara		Cheever, Eduard		Maranello / Parilla / Dunlop	30	-	6	14	20
13	106	Ricky Flynn Motorsport		Lynn, Alexander		FA Kart / Vortex / Dunlop	13	6	-	15	21
14	117	Trenta Quattro Nara		Kose, Shoya		Maranello / Parilla / Dunlop	7	13	-	9	22
15	128	Kosmic Racing Japan		Matsushita, Nobuharu		Kosmic / Vortex / B'stone	27	-	11	12	23
16	124	Trenta Quattro Nara		Blundell, George		Maranello / Maxter / Dunlop	11	12	12	-	24
17	130	Silkroad Racing Team		Kurosawa, Hayato		CRG / Maxter / B'stone	28	11	-	13	24
18	137	Masuda Racing Project		Hirakawa, Ryo		Spirit / Parilla / Dunlop	23	16	10	-	26
19	125	CRG Japan		Nakayama, Fumiya		CRG / Maxter / B'stone	15	-	4	24	28
20	135	Birel Pacific Motor Sport		Ohtsu, Hiroki		Birel / Parilla / B'stone	29	15	13	-	28
21	103	Tony Kart Racing Team		D'Agosto, Ignazio		Tony Kart / Vortex / Dunlop	10	27	-	2	29
22	104	Chiesa Corse		Da Luz, David Manuel Tomas		Zanardi / Parilla / Dunlop	8	14	16	-	30
23	121	Tony Kart Racing Team		Kanamaru, Yu		Tony Kart / Vortex / Dunlop	3	-	24	8	32
24	101	Ricky Flynn Motorsport		Zimin, Maxim		FA Kart / Vortex / Dunlop	22	10	-	23	33
25	134	Birel Parilla Racing Team		Suto, Kohei		Birel / Parilla / Dunlop	17	8	26	-	34
26	113	Higuchi Racing Team		Sawabe, Kouta		RK / Parilla / Dunlop	26	18	17	-	35
27	129	Peter-Pan		Yokoyama, Naoki		Maranello / Maxter / Dunlop	31	17	-	18	35
28	133	CRG Japan		Fujie, Ryuya		CRG / Maxter / Dunlop	19	9	-	27	36

#### Non Qualifiés / Not Qualified

29	127	Thirty's Racing		Indra Payoong, Nanin		Tony Kart / Vortex / Dunlop	20	24	15	-	39
30	118	Kosmic Racing Dept		Mitchell, Gilbert		Kosmic / Vortex / Dunlop	25	23	-	17	40
31	132	Tech Miyazawa		Miyazawa, Kazuki		Arrow / Vortex / Dunlop	36	-	20	20	40
32	126	Sugiyama Racing		Kubo, Rintaro		CRG / Vortex / Dunlop	39	-	21	19	40
33	114	Tony Kart Junior RT		Wright, Luke		Tony Kart / Vortex / Dunlop	37	25	-	16	41
34	131	Osaka Kart Club		Iwai, Akari		Kosmic / Parilla / B'stone	40	20	-	22	42
35	140	Harada Kart Club		Morishita, Shogo		FA Kart / Vortex / B'stone	33	-	19	25	44
36	112	Simon Racing Team		Lathoras, Pasin		Maddox / Vortex / B'stone	41	22	22	-	44
37	139	Birel Parilla Racing Team		Reveille, Jonathan		Birel / Parilla / Dunlop	32	28	18	-	46
38	141	Harada Kart Club		Fujimatsu, Gaku		FA Kart / Vortex / B'stone	38	21	25	-	46
39	136	Weed Criff		Iijima, Soichiro		DR / Maxter / B'stone	34	26	-	21	47
40	120	Tony Kart Racing Team		Marcelo, J. Stefano		Tony Kart / Vortex / Dunlop	12	-	23	26	49
41	119	Team Hirano		Osada, Kazumi		CRG / Vortex / Dunlop	35	19	30	-	49

Steward #1

Steward #2

Steward #3



## 2009 CIK-FIA ASIA-PACIFIC CHAMPIONSHIP (Suzuka)

### KF2

#### Manche Qualificative A-B / Qualifying Heat A-B

#### Classement / Classification

Cl Rnk	N° No.	Concurrent Entrant	Nat	Pilote Driver	Nat	Chassis / Moteur / Pneus Chassis / Engine / Tyres	Tours Laps	Ecart Gap	M.Tour B.Lap	Vitesse Speed	Pénalité Penalty	Points
1	108	Birel Motorsport		Patrono, Giacomo		Birel / Parilla / Dunlop	12		49.331	92.24		0
2	111	Tony Kart Junior RT		Cooper, Ben		Tony Kart / Vortex / Dunlop	12	+0.979	49.180	92.52		2
3	105	Tony Kart Junior RT		Lock, Chris		Tony Kart / Vortex / Dunlop	12	+1.588	49.259	92.37		3
4	102	Kosmic Racing Dept		Tiene, Felice		Kosmic / Vortex / Dunlop	12	+1.691	49.225	92.44	+3.000	4
5	107	Intrepid Kart Technology Srl		Maisano, Brandon		Intrepid / TM / Dunlop	12	+2.598	49.284	92.33	+3.000	5
6	106	Ricky Flynn Motorsport		Lynn, Alexander		FA Kart / Vortex / Dunlop	12	+3.038	49.341	92.22		6
7	116	Birel Motorsport		Vigano, Matteo		Birel / Parilla / Dunlop	12	+3.504	49.368	92.17		7
8	134	Birel Parilla Racing Team		Suto, Kohei		Birel / Parilla / Dunlop	12	+3.647	49.277	92.34		8
9	133	CRG Japan		Fujie, Ryuya		CRG / Maxter / Dunlop	12	+5.803	49.391	92.13		9
10	101	Ricky Flynn Motorsport		Zimin, Maxim		FA Kart / Vortex / Dunlop	12	+6.639	49.519	91.89		10
11	130	Silkroad Racing Team		Kurosawa, Hayato		CRG / Maxter / B'stone	12	+6.873	49.518	91.89		11
12	124	Trenta Quattro Nara		Blundell, George		Maranello / Maxter / Dunlop	12	+7.177	49.288	92.32		12
13	117	Trenta Quattro Nara		Kose, Shoya		Maranello / Parilla / Dunlop	12	+8.217	49.464	91.99		13
14	104	Chiesa Corse		Da Luz, David Manuel Tomas		Zanardi / Parilla / Dunlop	12	+9.780	50.013	90.98		14
15	135	Birel Pacific Motor Sport		Ohtsu, Hiroki		Birel / Parilla / B'stone	12	+9.865	49.661	91.62		15
16	137	Masuda Racing Project		Hirakawa, Ryo		Spirit / Parilla / Dunlop	12	+10.425	49.376	92.15		16
17	129	Peter-Pan		Yokoyama, Naoki		Maranello / Maxter / Dunlop	12	+11.507	49.830	91.31		17
18	113	Higuchi Racing Team		Sawabe, Kouta		RK / Parilla / Dunlop	12	+11.595	49.873	91.23		18
19	119	Team Hirano		Osada, Kazumi		CRG / Vortex / Dunlop	12	+14.593	49.975	91.05		19
20	131	Osaka Kart Club		Iwai, Akari		Kosmic / Parilla / B'stone	12	+16.261	50.268	90.52		20
21	141	Harada Kart Club		Fujimatsu, Gaku		FA Kart / Vortex / B'stone	12	+19.335	50.541	90.03		21
22	112	Simon Racing Team		Lathoras, Pasin		Maddox / Vortex / B'stone	12	+20.387	50.693	89.76		22
23	118	Kosmic Racing Dept		Mitchell, Gilbert		Kosmic / Vortex / Dunlop	12	+21.317	49.739	91.48		23
24	127	Thirty's Racing		Indra Payoong, Nanin		Tony Kart / Vortex / Dunlop	12	+28.550	49.705	91.54		24
25	114	Tony Kart Junior RT		Wright, Luke		Tony Kart / Vortex / Dunlop	12	+29.013	49.743	91.47		25
26	136	Weed Criff		Iijima, Soichiro		DR / Maxter / B'stone	12	+39.043	50.108	90.81		26
27	103	Tony Kart Racing Team		D'Agosto, Ignazio		Tony Kart / Vortex / Dunlop	3	+9 Laps	50.248	90.55		27
28	139	Birel Parilla Racing Team		Reveille, Jonathan		Birel / Parilla / Dunlop	2	+10 Laps	57.217	79.52		28

Meilleur tour / Best lap : 111 Cooper, Ben - 49.180

# 102,107 : 3" penalty for no respect of start ng procedure, Art.2.20. of General prescr pt ons

Sous réserve du contrôle techni ue / Subject to scrutineering

Timekeeper



Clerk of the course



## 2009 CIK-FIA ASIA-PACIFIC CHAMPIONSHIP (Suzuka)

### KF2

#### Manche Qualificative A-B / Qualifying Heat A-B

#### Historique / Records

Seq	N°	Heure	Tour	Temps
Seq	No.	Hour	Lap	Time

#### 101 Zimin, Maxim

1				RED FLAG
15	101	[RED LINE]		
32				START
48	101	2.710		
75	101	58.301	1	55.591
102	101	1:49.296	2	50.995
129	101	2:40.537	3	51.241
153	101	3:31.353	4	50.816
179	101	4:21.234	5	49.881
205	101	5:10.908	6	49.674
230	101	6:00.500	7	49.592
256	101	6:50.019	8	49.519
282	101	7:39.584	9	49.565
309	101	8:29.777	10	50.193
335	101	9:19.645	11	49.868
352		9:59.739		FINISH
362	101	10:09.402	12	49.757

#### 102 Tiene, Felice

1				RED FLAG
4	102	[RED LINE]		
32				START
35	102	1.969		
63	102	54.981	1	53.012
90	102	1:46.279	2	51.298
117	102	2:36.308	3	50.029
144	102	3:26.178	4	49.870
170	102	4:15.880	5	49.702
196	102	5:05.395	6	49.515
222	102	5:54.772	7	49.377
248	102	6:44.061	8	49.289
274	102	7:33.286	9	49.225
300	102	8:22.655	10	49.369
326	102	9:11.981	11	49.326
352		9:59.739		FINISH
353	102	10:01.454	12	49.473

#### 103 D'Agosto, Ignazio

1				RED FLAG
10	103	[RED LINE]		
32				START
38	103	2.153		

Seq	N°	Heure	Tour	Temps
Seq	No.	Hour	Lap	Time

65	103	55.281	1	53.128
91	103	1:46.670	2	51.389
120	103	2:36.918	3	50.248
352		9:59.739		FINISH

#### 104 Da Luz, David Manuel Tomas

1				RED FLAG
7	104	[RED LINE]		
32				START
39	104	2.183		
67	104	56.067	1	53.884
95	104	1:47.502	2	51.435
123	104	2:37.618	3	50.116
152	104	3:30.080	4	52.462
178	104	4:20.485	5	50.405
204	104	5:10.627	6	50.142
232	104	6:00.961	7	50.334
260	104	6:52.243	8	51.282
287	104	7:42.256	9	50.013
313	104	8:32.334	10	50.078
339	104	9:22.500	11	50.166
352		9:59.739		FINISH
366	104	10:12.543	12	50.043

#### 105 Lock, Chris

1				RED FLAG
11	105	[RED LINE]		
32				START
43	105	2.391		
66	105	55.938	1	53.547
94	105	1:47.301	2	51.363
122	105	2:37.319	3	50.018
148	105	3:27.855	4	50.536
175	105	4:17.814	5	49.959
201	105	5:07.225	6	49.411
227	105	5:56.624	7	49.399
253	105	6:45.883	8	49.259
279	105	7:35.269	9	49.386
305	105	8:24.733	10	49.464
330	105	9:14.549	11	49.816
352		9:59.739		FINISH
357	105	10:04.351	12	49.802



2009 CIK-FIA ASIA-PACIFIC CHAMPIONSHIP (Suzuka)

KF2

Manche Qualificative A-B / Qualifying Heat A-B

Historique / Records

Seq	N°	Heure	Tour	Temps
Seq	No.	Hour	Lap	Time

### 106 Lynn, Alexander

1				RED FLAG
9	106	[RED LINE]		
32				START
42	106	2.247		
71	106	57.247	1	55.000
99	106	1:48.756	2	51.509
128	106	2:39.360	3	50.604
151	106	3:29.926	4	50.566
177	106	4:19.464	5	49.538
203	106	5:08.963	6	49.499
228	106	5:58.304	7	49.341
254	106	6:47.658	8	49.354
280	106	7:37.020	9	49.362
306	106	8:26.508	10	49.488
332	106	9:16.222	11	49.714
352		9:59.739		FINISH
358	106	10:05.801	12	49.579

### 107 Maisano, Brandon

1				RED FLAG
3	107	[RED LINE]		
32				START
34	107	1.871		
61	107	54.749	1	52.878
93	107	1:47.219	2	52.470
121	107	2:37.107	3	49.888
146	107	3:27.089	4	49.982
172	107	4:16.620	5	49.531
198	107	5:06.043	6	49.423
224	107	5:55.381	7	49.338
249	107	6:44.862	8	49.481
275	107	7:34.146	9	49.284
301	107	8:23.573	10	49.427
327	107	9:12.921	11	49.348
352		9:59.739		FINISH
354	107	10:02.361	12	49.440

### 108 Patrono, Giacomo

1				RED FLAG
5	108	[RED LINE]		
32				START
36	108	2.015		
64	108	55.064	1	53.049
92	108	1:46.828	2	51.764
119	108	2:36.777	3	49.949

Seq	N°	Heure	Tour	Temps
Seq	No.	Hour	Lap	Time

147	108	3:27.399	4	50.622
173	108	4:16.932	5	49.533
199	108	5:06.341	6	49.409
225	108	5:55.672	7	49.331
250	108	6:45.072	8	49.400
276	108	7:34.434	9	49.362
302	108	8:23.847	10	49.413
328	108	9:13.205	11	49.358
352		9:59.739		FINISH
355	108	10:02.763	12	49.558

### 111 Cooper, Ben

1				RED FLAG
12	111	[RED LINE]		
32				START
41	111	2.339		
72	111	57.340	1	55.001
98	111	1:48.187	2	50.847
124	111	2:38.236	3	50.049
149	111	3:28.041	4	49.805
174	111	4:17.549	5	49.508
200	111	5:06.915	6	49.366
226	111	5:56.220	7	49.305
252	111	6:45.400	8	49.180
278	111	7:34.706	9	49.306
303	111	8:24.318	10	49.612
329	111	9:14.307	11	49.989
352		9:59.739		FINISH
356	111	10:03.742	12	49.435

### 112 Lathoras, Pasin

1				RED FLAG
29	112	[RED LINE]		
32				START
60	112	3.686		
83	112	1:00.063	1	56.377
111	112	1:51.304	2	51.241
139	112	2:43.080	3	51.776
165	112	3:35.438	4	52.358
190	112	4:26.545	5	51.107
216	112	5:17.401	6	50.856
242	112	6:08.094	7	50.693
268	112	6:58.960	8	50.866
294	112	7:49.739	9	50.779
321	112	8:41.056	10	51.317
347	112	9:32.017	11	50.961
352		9:59.739		FINISH



2009 CIK-FIA ASIA-PACIFIC CHAMPIONSHIP (Suzuka)

KF2

Manche Qualificative A-B / Qualifying Heat A-B

Historique / Records

Seq	N°	Heure	Tour	Temps
Seq	No.	Hour	Lap	Time
374	112	10:23.150	12	51.133

### 113 Sawabe, Kouta

1				RED FLAG
22	113	[RED LINE]		
32				START
50	113	2.902		
77	113	58.695	1	55.793
105	113	1:49.878	2	51.183
135	113	2:41.173	3	51.295
157	113	3:32.413	4	51.240
183	113	4:22.286	5	49.873
210	113	5:12.907	6	50.621
237	113	6:03.242	7	50.335
264	113	6:53.683	8	50.441
291	113	7:43.836	9	50.153
317	113	8:33.745	10	49.909
343	113	9:23.914	11	50.169
352		9:59.739		FINISH
370	113	10:14.358	12	50.444

### 114 Wright, Luke

1				RED FLAG
24	114	[RED LINE]		
32				START
56	114	3.317		
87	114	1:19.716	1	1:16.399
115	114	2:10.695	2	50.979
142	114	3:01.421	3	50.726
167	114	3:51.921	4	50.500
193	114	4:42.195	5	50.274
219	114	5:32.186	6	49.991
245	114	6:21.929	7	49.743
271	114	7:11.786	8	49.857
297	114	8:01.538	9	49.752
324	114	8:51.925	10	50.387
350	114	9:41.914	11	49.989
352		9:59.739		FINISH
377	114	10:31.776	12	49.862

### 116 Vigano, Matteo

1				RED FLAG
2	116	[RED LINE]		
32				START
33	116	1.846		

Seq	N°	Heure	Tour	Temps
Seq	No.	Hour	Lap	Time
62	116	54.790	1	52.944
89	116	1:46.190	2	51.400
118	116	2:36.472	3	50.282
145	116	3:26.542	4	50.070
171	116	4:16.322	5	49.780
197	116	5:05.833	6	49.511
223	116	5:55.201	7	49.368
251	116	6:45.130	8	49.929
277	116	7:34.552	9	49.422
304	116	8:24.360	10	49.808
331	116	9:16.073	11	51.713
352		9:59.739		FINISH
359	116	10:06.267	12	50.194

### 117 Kose, Shoya

1				RED FLAG
6	117	[RED LINE]		
32				START
37	117	2.063		
73	117	57.454	1	55.391
101	117	1:48.956	2	51.502
132	117	2:40.836	3	51.880
156	117	3:31.892	4	51.056
182	117	4:22.098	5	50.206
208	117	5:11.837	6	49.739
234	117	6:01.439	7	49.602
261	117	6:52.315	8	50.876
286	117	7:41.779	9	49.464
312	117	8:31.397	10	49.618
338	117	9:21.136	11	49.739
352		9:59.739		FINISH
365	117	10:10.980	12	49.844

### 118 Mitchell, Gilbert

1				RED FLAG
16	118	[RED LINE]		
32				START
49	118	2.858		
85	118	1:12.956	1	1:10.098
113	118	2:04.130	2	51.174
140	118	2:54.593	3	50.463
166	118	3:44.928	4	50.335
192	118	4:34.973	5	50.045
218	118	5:24.860	6	49.887
244	118	6:14.599	7	49.739
270	118	7:04.417	8	49.818
296	118	7:54.262	9	49.845



2009 CIK-FIA ASIA-PACIFIC CHAMPIONSHIP (Suzuka)

KF2

Manche Qualificative A-B / Qualifying Heat A-B

Historique / Records

Seq Seq	N° No.	Heure Hour	Tour Lap	Temps Time
322	118	8:44.106	10	49.844
348	118	9:34.191	11	50.085
352		9:59.739	FINISH	
375	118	10:24.080	12	49.889

### 119 Osada, Kazumi

1			RED FLAG	
26	119	[RED LINE]		
32			START	
57	119	3.373		
80	119	59.033	1	55.660
108	119	1:50.501	2	51.468
137	119	2:42.584	3	52.083
161	119	3:34.296	4	51.712
189	119	4:25.714	5	51.418
215	119	5:16.141	6	50.427
240	119	6:06.495	7	50.354
266	119	6:56.470	8	49.975
292	119	7:46.546	9	50.076
318	119	8:36.789	10	50.243
344	119	9:27.160	11	50.371
352		9:59.739	FINISH	
371	119	10:17.356	12	50.196

### 124 Blundell, George

1			RED FLAG	
8	124	[RED LINE]		
32			START	
40	124	2.296		
69	124	56.784	1	54.488
100	124	1:48.871	2	52.087
127	124	2:38.846	3	49.975
160	124	3:32.862	4	54.016
184	124	4:22.621	5	49.759
209	124	5:12.289	6	49.668
235	124	6:01.649	7	49.360
259	124	6:51.878	8	50.229
285	124	7:41.166	9	49.288
311	124	8:30.758	10	49.592
337	124	9:20.449	11	49.691
352		9:59.739	FINISH	
364	124	10:09.940	12	49.491

### 127 Indra Payoong, Nanin

1			RED FLAG	
---	--	--	----------	--

Seq Seq	N° No.	Heure Hour	Tour Lap	Temps Time
18	127	[RED LINE]		
32			START	
45	127	2.596		
86	127	1:18.313	1	1:15.717
114	127	2:10.292	2	51.979
141	127	3:01.280	3	50.988
168	127	3:52.344	4	51.064
194	127	4:42.488	5	50.144
220	127	5:32.467	6	49.979
246	127	6:22.172	7	49.705
272	127	7:11.955	8	49.783
298	127	8:01.734	9	49.779
323	127	8:51.611	10	49.877
349	127	9:41.573	11	49.962
352		9:59.739	FINISH	
376	127	10:31.313	12	49.740

### 129 Yokoyama, Naoki

1			RED FLAG	
19	129	[RED LINE]		
32			START	
53	129	3.119		
74	129	57.874	1	54.755
104	129	1:49.582	2	51.708
134	129	2:40.999	3	51.417
159	129	3:32.757	4	51.758
185	129	4:22.923	5	50.166
211	129	5:12.916	6	49.993
236	129	6:03.019	7	50.103
262	129	6:53.110	8	50.091
288	129	7:42.940	9	49.830
314	129	8:32.857	10	49.917
342	129	9:23.827	11	50.970
352		9:59.739	FINISH	
369	129	10:14.270	12	50.443

### 130 Kurosawa, Hayato

1			RED FLAG	
17	130	[RED LINE]		
32			START	
51	130	3.022		
76	130	58.514	1	55.492
103	130	1:49.422	2	50.908
131	130	2:40.712	3	51.290
154	130	3:31.529	4	50.817
181	130	4:21.929	5	50.400
207	130	5:11.622	6	49.693



2009 CIK-FIA ASIA-PACIFIC CHAMPIONSHIP (Suzuka)

KF2

Manche Qualificative A-B / Qualifying Heat A-B

Historique / Records

Seq Seq	N° No.	Heure Hour	Tour Lap	Temps Time
233	130	6:01.188	7	<b>49.566</b>
258	130	6:51.008	8	49.820
284	130	7:40.526	9	<b>49.518</b>
310	130	8:30.127	10	49.601
336	130	9:19.876	11	49.749
352		9:59.739	FINISH	
363	130	10:09.636	12	49.760

### 131 Iwai, Akari

1			RED FLAG	
27	131	[RED LINE]		
32			START	
59	131	3.693		
82	131	59.716	1	<b>56.023</b>
110	131	1:51.038	2	<b>51.322</b>
138	131	2:42.871	3	51.833
162	131	3:34.361	4	51.490
187	131	4:24.970	5	<b>50.609</b>
214	131	5:15.903	6	50.933
241	131	6:06.899	7	50.996
267	131	6:57.465	8	<b>50.566</b>
293	131	7:47.792	9	<b>50.327</b>
319	131	8:38.060	10	<b>50.268</b>
345	131	9:28.678	11	50.618
352		9:59.739	FINISH	
372	131	10:19.024	12	50.346

### 133 Fujie, Ryuya

1			RED FLAG	
13	133	[RED LINE]		
32			START	
46	133	2.609		
68	133	56.289	1	<b>53.680</b>
96	133	1:47.741	2	<b>51.452</b>
126	133	2:38.681	3	<b>50.940</b>
155	133	3:31.680	4	52.999
180	133	4:21.708	5	<b>50.028</b>
206	133	5:11.296	6	<b>49.588</b>
231	133	6:00.900	7	49.604
257	133	6:50.291	8	<b>49.391</b>
283	133	7:39.691	9	49.400
308	133	8:29.275	10	49.584
334	133	9:19.004	11	49.729
352		9:59.739	FINISH	
361	133	10:08.566	12	49.562

Seq Seq	N° No.	Heure Hour	Tour Lap	Temps Time
------------	-----------	---------------	-------------	---------------

### 134 Suto, Kohei

1			RED FLAG	
14	134	[RED LINE]		
32			START	
44	134	2.480		
70	134	56.977	1	<b>54.497</b>
97	134	1:48.069	2	<b>51.092</b>
125	134	2:38.448	3	<b>50.379</b>
150	134	3:29.215	4	50.767
176	134	4:19.105	5	<b>49.890</b>
202	134	5:08.894	6	<b>49.789</b>
229	134	5:58.587	7	<b>49.693</b>
255	134	6:48.163	8	<b>49.576</b>
281	134	7:37.440	9	<b>49.277</b>
307	134	8:26.863	10	49.423
333	134	9:16.613	11	49.750
352		9:59.739	FINISH	
360	134	10:06.410	12	49.797

### 135 Ohtsu, Hiroki

1			RED FLAG	
23	135	[RED LINE]		
32			START	
52	135	3.106		
78	135	58.902	1	<b>55.796</b>
107	135	1:50.044	2	<b>51.142</b>
133	135	2:41.027	3	<b>50.983</b>
158	135	3:32.734	4	51.707
186	135	4:23.265	5	<b>50.531</b>
212	135	5:13.143	6	<b>49.878</b>
238	135	6:03.708	7	50.565
263	135	6:53.487	8	<b>49.779</b>
289	135	7:43.148	9	<b>49.661</b>
315	135	8:32.941	10	49.793
340	135	9:22.816	11	49.875
352		9:59.739	FINISH	
367	135	10:12.628	12	49.812

### 136 Iijima, Soichiro

1			RED FLAG	
21	136	[RED LINE]		
32			START	
54	136	3.225		
88	136	1:28.432	1	<b>1:25.207</b>
116	136	2:18.850	2	<b>50.418</b>
143	136	3:09.577	3	50.727



2009 CIK-FIA ASIA-PACIFIC CHAMPIONSHIP (Suzuka)

KF2

Manche Qualificative A-B / Qualifying Heat A-B

Historique / Records

Seq Seq	N° No.	Heure Hour	Tour Lap	Temps Time
169	136	4:00.081	4	50.504
195	136	4:50.247	5	<b>50.166</b>
221	136	5:40.383	6	<b>50.136</b>
247	136	6:30.596	7	50.213
273	136	7:20.781	8	50.185
299	136	8:10.936	9	50.155
325	136	9:01.044	10	<b>50.108</b>
351	136	9:51.326	11	50.282
352		9:59.739	FINISH	
378	136	10:41.806	12	50.480

Seq Seq	N° No.	Heure Hour	Tour Lap	Temps Time
109	141	1:50.784	2	<b>51.535</b>
136	141	2:42.477	3	51.693
164	141	3:35.121	4	52.644
191	141	4:26.631	5	<b>51.510</b>
217	141	5:17.698	6	<b>51.067</b>
243	141	6:08.239	7	<b>50.541</b>
269	141	6:59.095	8	50.856
295	141	7:49.783	9	50.688
320	141	8:40.488	10	50.705
346	141	9:31.373	11	50.885
352		9:59.739	FINISH	
373	141	10:22.098	12	50.725

**137 Hirakawa, Ryo**

1				RED FLAG
20	137	[RED LINE]		
32				START
47	137	2.725		
79	137	58.881	1	<b>56.156</b>
106	137	1:49.936	2	<b>51.055</b>
130	137	2:40.626	3	<b>50.690</b>
163	137	3:34.892	4	54.266
188	137	4:25.158	5	<b>50.266</b>
213	137	5:15.205	6	<b>50.047</b>
239	137	6:04.685	7	<b>49.480</b>
265	137	6:54.068	8	<b>49.383</b>
290	137	7:43.444	9	<b>49.376</b>
316	137	8:33.000	10	49.556
341	137	9:23.505	11	50.505
352		9:59.739	FINISH	
368	137	10:13.188	12	49.683

**139 Reveille, Jonathan**

1				RED FLAG
25	139	[RED LINE]		
32				START
55	139	3.253		
84	139	1:00.642	1	<b>57.389</b>
112	139	1:57.859	2	<b>57.217</b>
352		9:59.739	FINISH	

**141 Fujimatsu, Gaku**

1				RED FLAG
28	141	[RED LINE]		
32				START
58	141	3.516		
81	141	59.249	1	<b>55.733</b>

Sous réserve du contrôle technique / Subject to scrutineering



## 2009 CIK-FIA ASIA-PACIFIC CHAMPIONSHIP (Suzuka)

### KF2

#### Manche Qualificative A-C / Qualifying Heat A-C

#### Classement / Classification

Cl	N°	Concurrent	Nat	Pilote	Nat	Chassis / Moteur / Pneus	Tours	Ecart	M.Tour	Vitesse	Pénalité	Points
Rnk	No.	Entrant		Driver		Chassis / Engine / Tyres	Laps	Gap	B.Lap	Speed	Penalty	Points
1	102	Kosmic Racing Dept		Tiene, Felice		Kosmic / Vortex / Dunlop	12		49.106	92.66		0
2	103	Tony Kart Racing Team		D'Agosto, Ignazio		Tony Kart / Vortex / Dunlop	12	+2.554	49.190	92.50		2
3	122	Tony Kart Junior RT		Beretta, Matteo		Tony Kart / Vortex / Dunlop	12	+3.341	49.392	92.12		3
4	116	Birel Motorsport		Vigano, Matteo		Birel / Parilla / Dunlop	12	+3.577	49.348	92.21		4
5	109	Tony Kart Racing Team		Smarrazzo, Aniello		Tony Kart / Vortex / Dunlop	12	+3.846	49.170	92.54		5
6	111	Tony Kart Junior RT		Cooper, Ben		Tony Kart / Vortex / Dunlop	12	+4.345	49.336	92.23		6
7	115	Ricky Flynn Motorsport		Taylor, Mackenzie		FA Kart / Vortex / Dunlop	12	+4.656	49.346	92.21		7
8	121	Tony Kart Racing Team		Kanamaru, Yu		Tony Kart / Vortex / Dunlop	12	+5.556	49.128	92.62	+5.000	8
9	117	Trenta Quattro Nara		Kose, Shoya		Maranello / Parilla / Dunlop	12	+5.683	49.490	91.94		9
10	110	Birel Motorsport		Suvanto, Petri		Birel / Parilla / Dunlop	12	+6.900	49.535	91.86		10
11	138	Birel Pacific Motor Sport		Mehta, Bryan Homi		Birel / Parilla / Dunlop	12	+7.508	49.398	92.11		11
12	128	Kosmic Racing Japan		Matsushita, Nobuharu		Kosmic / Vortex / B'stone	12	+7.931	49.614	91.71		12
13	130	Silkroad Racing Team		Kurosawa, Hayato		CRG / Maxter / B'stone	12	+9.124	49.516	91.89		13
14	123	Trenta Quattro Nara		Cheever, Eduard		Maranello / Parilla / Dunlop	12	+10.132	49.678	91.59		14
15	106	Ricky Flynn Motorsport		Lynn, Alexander		FA Kart / Vortex / Dunlop	12	+10.285	49.423	92.07		15
16	114	Tony Kart Junior RT		Wright, Luke		Tony Kart / Vortex / Dunlop	12	+11.936	49.803	91.36		16
17	118	Kosmic Racing Dept		Mitchell, Gilbert		Kosmic / Vortex / Dunlop	12	+12.394	49.677	91.59		17
18	129	Peter-Pan		Yokoyama, Naoki		Maranello / Maxter / Dunlop	12	+14.433	49.950	91.09		18
19	126	Sugiyama Racing		Kubo, Rintaro		CRG / Vortex / Dunlop	12	+15.007	49.937	91.12		19
20	132	Tech Miyazawa		Miyazawa, Kazuki		Arrow / Vortex / Dunlop	12	+15.397	49.998	91.01		20
21	136	Weed Criff		Iijima, Soichiro		DR / Maxter / B'stone	12	+17.116	50.147	90.74		21
22	131	Osaka Kart Club		Iwai, Akari		Kosmic / Parilla / B'stone	12	+18.906	50.304	90.45		22
23	101	Ricky Flynn Motorsport		Zimin, Maxim		FA Kart / Vortex / Dunlop	12	+28.068	49.668	91.61		23
24	125	CRG Japan		Nakayama, Fumiya		CRG / Maxter / B'stone	12	+44.933	50.875	89.44		24
25	140	Harada Kart Club		Morishita, Shogo		FA Kart / Vortex / B'stone	9	+3 Laps	50.225	90.60		25
26	120	Tony Kart Racing Team		Marcelo, J. Stefano		Tony Kart / Vortex / Dunlop	7	+5 Laps	49.668	91.61		26
27	133	CRG Japan		Fujie, Ryuya		CRG / Maxter / Dunlop		+12 Laps				27

Meilleur tour / Best lap : 102 Tiene, Felice - 49.106

#### Pas un tour / No lap

133	CRG Japan		Fujie, Ryuya		CRG / Maxter / Dunlop	27
-----	-----------	--	--------------	--	-----------------------	----

# 121 : 5 penalty for no respect of start ng procedure, Art.2.20. of General prescr pt ons

Sous réserve du contrôle techni ue / Subject to scrutineering

T mekeeper



Clerk of the course



## 2009 CIK-FIA ASIA-PACIFIC CHAMPIONSHIP (Suzuka)

### KF2

#### Manche Qualificative A-C / Qualifying Heat A-C

#### Historique / Records

Seq	N°	Heure	Tour	Temps
Seq	No.	Hour	Lap	Time

#### 101 Zimin, Maxim

1				RED FLAG
17	101	[RED LINE]		
31				START
46	101	2.424		
83	101	1:17.392	1	1:14.968
109	101	2:08.066	2	50.674
135	101	2:58.284	3	50.218
161	101	3:48.293	4	50.009
188	101	4:38.252	5	49.959
214	101	5:28.169	6	49.917
240	101	6:18.105	7	49.936
265	101	7:07.943	8	49.838
290	101	7:57.691	9	49.748
314	101	8:47.580	10	49.889
338	101	9:37.462	11	49.882
340		9:56.452		FINISH
363	101	10:27.130	12	49.668

#### 102 Tiene, Felice

1				RED FLAG
4	102	[RED LINE]		
31				START
33	102	1.828		
63	102	54.725	1	52.897
88	102	1:45.286	2	50.561
112	102	2:35.342	3	50.056
138	102	3:24.937	4	49.595
163	102	4:14.734	5	49.797
190	102	5:04.066	6	49.332
216	102	5:53.314	7	49.248
242	102	6:42.494	8	49.180
267	102	7:31.677	9	49.183
292	102	8:20.835	10	49.158
316	102	9:09.956	11	49.121
340		9:56.452		FINISH
341	102	9:59.062	12	49.106

#### 103 D'Agosto, Ignazio

1				RED FLAG
9	103	[RED LINE]		
31				START
38	103	2.012		

Seq	N°	Heure	Tour	Temps
Seq	No.	Hour	Lap	Time

67	103	56.265	1	54.253
92	103	1:46.874	2	50.609
118	103	2:36.590	3	49.716
142	103	3:26.963	4	50.373
167	103	4:16.215	5	49.252
193	103	5:05.908	6	49.693
219	103	5:55.154	7	49.246
245	103	6:44.344	8	49.190
270	103	7:33.623	9	49.279
294	103	8:23.118	10	49.495
318	103	9:12.384	11	49.266
340		9:56.452		FINISH
343	103	10:01.616	12	49.232

#### 106 Lynn, Alexander

1				RED FLAG
11	106	[RED LINE]		
31				START
41	106	2.110		
80	106	1:00.316	1	58.206
102	106	1:51.150	2	50.834
128	106	2:41.494	3	50.344
154	106	3:31.303	4	49.809
180	106	4:20.936	5	49.633
207	106	5:10.452	6	49.516
233	106	6:00.828	7	50.376
257	106	6:51.318	8	50.490
281	106	7:40.862	9	49.544
306	106	8:30.474	10	49.612
330	106	9:19.924	11	49.450
340		9:56.452		FINISH
355	106	10:09.347	12	49.423

#### 109 Smarrazzo, Aniello

1				RED FLAG
6	109	[RED LINE]		
31				START
37	109	1.919		
62	109	54.552	1	52.633
89	109	1:45.371	2	50.819
115	109	2:35.909	3	50.538
144	109	3:27.604	4	51.695
170	109	4:17.190	5	49.586
197	109	5:06.552	6	49.362



2009 CIK-FIA ASIA-PACIFIC CHAMPIONSHIP (Suzuka)

KF2

Manche Qualificative A-C / Qualifying Heat A-C

Historique / Records

Seq Seq	N° No.	Heure Hour	Tour Lap	Temps Time
222	109	5:56.271	7	49.719
247	109	6:45.669	8	49.398
272	109	7:34.945	9	<b>49.276</b>
297	109	8:24.115	10	<b>49.170</b>
321	109	9:13.403	11	49.288
340		9:56.452	FINISH	
346	109	10:02.908	12	49.505

### 110 Suvanto, Petri

1			RED FLAG	
16	110	[RED LINE]		
31			START	
47	110	2.510		
69	110	56.919	1	<b>54.409</b>
96	110	1:48.104	2	<b>51.185</b>
122	110	2:38.456	3	<b>50.352</b>
148	110	3:28.672	4	<b>50.216</b>
174	110	4:18.605	5	<b>49.933</b>
200	110	5:08.375	6	<b>49.770</b>
226	110	5:57.986	7	<b>49.611</b>
252	110	6:47.521	8	<b>49.535</b>
277	110	7:37.100	9	49.579
301	110	8:26.803	10	49.703
325	110	9:16.364	11	49.561
340		9:56.452	FINISH	
350	110	10:05.962	12	49.598

### 111 Cooper, Ben

1			RED FLAG	
13	111	[RED LINE]		
31			START	
42	111	2.193		
65	111	55.235	1	<b>53.042</b>
90	111	1:45.434	2	<b>50.199</b>
116	111	2:36.000	3	50.566
141	111	3:26.427	4	50.427
168	111	4:16.449	5	<b>50.022</b>
196	111	5:06.400	6	<b>49.951</b>
221	111	5:56.111	7	<b>49.711</b>
248	111	6:45.911	8	49.800
273	111	7:35.247	9	<b>49.336</b>
298	111	8:24.586	10	49.339
322	111	9:14.037	11	49.451
340		9:56.452	FINISH	
347	111	10:03.407	12	49.370

Seq Seq	N° No.	Heure Hour	Tour Lap	Temps Time
------------	-----------	---------------	-------------	---------------

### 114 Wright, Luke

1			RED FLAG	
26	114	[RED LINE]		
31			START	
54	114	2.957		
73	114	58.676	1	<b>55.719</b>
99	114	1:49.502	2	<b>50.826</b>
125	114	2:39.562	3	<b>50.060</b>
152	114	3:29.883	4	50.321
178	114	4:19.870	5	<b>49.987</b>
205	114	5:09.673	6	<b>49.803</b>
232	114	6:00.436	7	50.763
256	114	6:51.056	8	50.620
282	114	7:41.214	9	50.158
307	114	8:31.185	10	49.971
331	114	9:21.073	11	49.888
340		9:56.452	FINISH	
356	114	10:10.998	12	49.925

### 115 Taylor, Mackenzie

1			RED FLAG	
12	115	[RED LINE]		
31			START	
43	115	2.166		
64	115	55.064	1	<b>52.898</b>
91	115	1:45.743	2	<b>50.679</b>
117	115	2:36.241	3	<b>50.498</b>
143	115	3:27.138	4	50.897
169	115	4:16.797	5	<b>49.659</b>
195	115	5:06.310	6	<b>49.513</b>
223	115	5:56.607	7	50.297
249	115	6:46.180	8	49.573
274	115	7:35.565	9	<b>49.385</b>
299	115	8:24.911	10	<b>49.346</b>
323	115	9:14.288	11	49.377
340		9:56.452	FINISH	
348	115	10:03.718	12	49.430

### 116 Vigano, Matteo

1			RED FLAG	
3	116	[RED LINE]		
31			START	
34	116	1.748		
59	116	53.960	1	<b>52.212</b>
87	116	1:45.013	2	<b>51.053</b>
113	116	2:35.480	3	<b>50.467</b>



2009 CIK-FIA ASIA-PACIFIC CHAMPIONSHIP (Suzuka)

KF2

Manche Qualificative A-C / Qualifying Heat A-C

Historique / Records

Seq Seq	N° No.	Heure Hour	Tour Lap	Temps Time
140	116	3:26.249	4	50.769
166	116	4:15.842	5	<b>49.593</b>
194	116	5:06.182	6	50.340
220	116	5:55.530	7	<b>49.348</b>
246	116	6:44.969	8	49.439
271	116	7:34.325	9	49.356
296	116	8:23.686	10	49.361
320	116	9:13.147	11	49.461
340		9:56.452	FINISH	
345	116	10:02.639	12	49.492

### 117 Kose, Shoya

1			RED FLAG	
7	117	[RED LINE]		
31			START	
36	117	1.919		
68	117	56.644	1	<b>54.725</b>
94	117	1:47.176	2	<b>50.532</b>
120	117	2:37.260	3	<b>50.084</b>
146	117	3:27.662	4	50.402
171	117	4:17.789	5	50.127
198	117	5:07.446	6	<b>49.657</b>
224	117	5:56.999	7	<b>49.553</b>
250	117	6:46.489	8	<b>49.490</b>
275	117	7:36.036	9	49.547
300	117	8:25.634	10	49.598
324	117	9:15.196	11	49.562
340		9:56.452	FINISH	
349	117	10:04.745	12	49.549

### 118 Mitchell, Gilbert

1			RED FLAG	
20	118	[RED LINE]		
31			START	
48	118	2.564		
77	118	59.510	1	<b>56.946</b>
104	118	1:51.859	2	<b>52.349</b>
130	118	2:42.292	3	<b>50.433</b>
155	118	3:32.458	4	<b>50.166</b>
181	118	4:22.326	5	<b>49.868</b>
208	118	5:12.165	6	<b>49.839</b>
234	118	6:02.015	7	49.850
259	118	6:51.832	8	<b>49.817</b>
284	118	7:41.935	9	50.103
308	118	8:31.937	10	50.002
332	118	9:21.779	11	49.842
340		9:56.452	FINISH	

Seq Seq	N° No.	Heure Hour	Tour Lap	Temps Time
357	118	10:11.456	12	<b>49.677</b>

### 120 Marcelo, J. Stefano

1			RED FLAG	
8	120	[RED LINE]		
31			START	
39	120	2.008		
66	120	56.091	1	<b>54.083</b>
93	120	1:47.064	2	<b>50.973</b>
119	120	2:37.038	3	<b>49.974</b>
145	120	3:27.643	4	50.605
173	120	4:18.481	5	50.838
201	120	5:08.618	6	50.137
227	120	5:58.286	7	<b>49.668</b>
340		9:56.452	FINISH	

### 121 Kanamaru, Yu

1			RED FLAG	
2	121	[RED LINE]		
31			START	
32	121	1.736		
61	121	54.438	1	<b>52.702</b>
86	121	1:44.954	2	<b>50.516</b>
114	121	2:35.698	3	50.744
139	121	3:25.511	4	<b>49.813</b>
164	121	4:15.146	5	<b>49.635</b>
191	121	5:04.430	6	<b>49.284</b>
217	121	5:53.743	7	49.313
243	121	6:42.907	8	<b>49.164</b>
268	121	7:32.140	9	49.233
293	121	8:21.268	10	<b>49.128</b>
317	121	9:10.430	11	49.162
340		9:56.452	FINISH	
342	121	9:59.618	12	49.188

### 122 Beretta, Matteo

1			RED FLAG	
5	122	[RED LINE]		
31			START	
35	122	1.836		
60	122	54.108	1	<b>52.272</b>
85	122	1:44.756	2	<b>50.648</b>
111	122	2:34.834	3	<b>50.078</b>
137	122	3:24.801	4	<b>49.967</b>
165	122	4:15.276	5	50.475



2009 CIK-FIA ASIA-PACIFIC CHAMPIONSHIP (Suzuka)

KF2

Manche Qualificative A-C / Qualifying Heat A-C

Historique / Records

Seq Seq	N° No.	Heure Hour	Tour Lap	Temps Time
192	122	5:04.998	6	<b>49.722</b>
218	122	5:54.559	7	<b>49.561</b>
244	122	6:43.951	8	<b>49.392</b>
269	122	7:33.463	9	49.512
295	122	8:23.187	10	49.724
319	122	9:12.908	11	49.721
340		9:56.452	FINISH	
344	122	10:02.403	12	49.495

### 123 Cheever, Eduard

1			RED FLAG	
21	123	[RED LINE]		
31			START	
52	123	2.857		
76	123	59.391	1	<b>56.534</b>
101	123	1:50.655	2	<b>51.264</b>
127	123	2:40.854	3	<b>50.199</b>
153	123	3:30.736	4	<b>49.882</b>
179	123	4:20.414	5	<b>49.678</b>
206	123	5:10.176	6	49.762
231	123	6:00.057	7	49.881
255	123	6:50.117	8	50.060
280	123	7:39.877	9	49.760
305	123	8:29.613	10	49.736
329	123	9:19.453	11	49.840
340		9:56.452	FINISH	
354	123	10:09.194	12	49.741

### 125 Nakayama, Fumiya

1			RED FLAG	
10	125	[RED LINE]		
31			START	
40	125	2.091		
84	125	1:19.224	1	<b>1:17.133</b>
110	125	2:11.331	2	<b>52.107</b>
136	125	3:02.749	3	<b>51.418</b>
162	125	3:54.437	4	51.688
189	125	4:45.860	5	51.423
215	125	5:37.022	6	<b>51.162</b>
241	125	6:28.324	7	51.302
266	125	7:19.416	8	<b>51.092</b>
291	125	8:10.351	9	<b>50.935</b>
315	125	9:01.226	10	<b>50.875</b>
339	125	9:52.619	11	51.393
340		9:56.452	FINISH	
364	125	10:43.995	12	51.376

Seq Seq	N° No.	Heure Hour	Tour Lap	Temps Time
------------	-----------	---------------	-------------	---------------

### 126 Kubo, Rintaro

1			RED FLAG	
27	126	[RED LINE]		
31			START	
58	126	3.295		
78	126	59.544	1	<b>56.249</b>
103	126	1:51.463	2	<b>51.919</b>
129	126	2:42.081	3	<b>50.618</b>
156	126	3:32.895	4	50.814
182	126	4:23.111	5	<b>50.216</b>
209	126	5:13.136	6	<b>50.025</b>
235	126	6:03.183	7	50.047
260	126	6:53.215	8	50.032
285	126	7:43.152	9	<b>49.937</b>
310	126	8:33.408	10	50.256
334	126	9:23.852	11	50.444
340		9:56.452	FINISH	
359	126	10:14.069	12	50.217

### 128 Matsushita, Nobuharu

1			RED FLAG	
18	128	[RED LINE]		
31			START	
50	128	2.770		
70	128	57.086	1	<b>54.316</b>
95	128	1:47.491	2	<b>50.405</b>
121	128	2:37.488	3	<b>49.997</b>
147	128	3:27.771	4	50.283
172	128	4:18.288	5	50.517
199	128	5:07.960	6	<b>49.672</b>
225	128	5:57.574	7	<b>49.614</b>
251	128	6:47.226	8	49.652
276	128	7:36.841	9	49.615
302	128	8:27.014	10	50.173
327	128	9:16.914	11	49.900
340		9:56.452	FINISH	
352	128	10:06.993	12	50.079

### 129 Yokoyama, Naoki

1			RED FLAG	
24	129	[RED LINE]		
31			START	
53	129	2.756		
71	129	57.626	1	<b>54.870</b>
97	129	1:48.485	2	<b>50.859</b>
123	129	2:38.808	3	<b>50.323</b>



2009 CIK-FIA ASIA-PACIFIC CHAMPIONSHIP (Suzuka)

KF2

Manche Qualificative A-C / Qualifying Heat A-C

Historique / Records

Seq Seq	N° No.	Heure Hour	Tour Lap	Temps Time
149	129	3:28.942	4	<b>50.134</b>
175	129	4:18.964	5	<b>50.022</b>
202	129	5:08.914	6	<b>49.950</b>
229	129	5:59.396	7	50.482
258	129	6:51.720	8	52.324
283	129	7:41.850	9	50.130
309	129	8:32.521	10	50.671
333	129	9:22.983	11	50.462
340		9:56.452	FINISH	
358	129	10:13.495	12	50.512

### 130 Kurosawa, Hayato

1			RED FLAG	
19	130	[RED LINE]		
31			START	
49	130	2.689		
72	130	58.395	1	<b>55.706</b>
98	130	1:48.956	2	<b>50.561</b>
124	130	2:39.155	3	<b>50.199</b>
150	130	3:29.108	4	<b>49.953</b>
176	130	4:19.053	5	<b>49.945</b>
204	130	5:09.426	6	50.373
230	130	5:59.516	7	50.090
254	130	6:49.773	8	50.257
279	130	7:39.289	9	<b>49.516</b>
304	130	8:28.940	10	49.651
328	130	9:18.646	11	49.706
340		9:56.452	FINISH	
353	130	10:08.186	12	49.540

### 131 Iwai, Akari

1			RED FLAG	
28	131	[RED LINE]		
31			START	
56	131	3.095		
79	131	1:00.160	1	<b>57.065</b>
107	131	1:52.336	2	<b>52.176</b>
134	131	2:43.751	3	<b>51.415</b>
160	131	3:34.346	4	<b>50.595</b>
186	131	4:24.777	5	<b>50.431</b>
213	131	5:15.144	6	<b>50.367</b>
239	131	6:05.448	7	<b>50.304</b>
264	131	6:55.840	8	50.392
289	131	7:46.151	9	50.311
313	131	8:36.857	10	50.706
337	131	9:27.464	11	50.607
340		9:56.452	FINISH	

Seq Seq	N° No.	Heure Hour	Tour Lap	Temps Time
362	131	10:17.968	12	50.504

### 132 Miyazawa, Kazuki

1			RED FLAG	
23	132	[RED LINE]		
31			START	
57	132	3.131		
74	132	58.897	1	<b>55.766</b>
105	132	1:51.979	2	<b>53.082</b>
131	132	2:43.036	3	<b>51.057</b>
157	132	3:33.412	4	<b>50.376</b>
183	132	4:23.647	5	<b>50.235</b>
210	132	5:13.696	6	<b>50.049</b>
236	132	6:03.694	7	<b>49.998</b>
261	132	6:53.834	8	50.140
286	132	7:43.966	9	50.132
311	132	8:34.286	10	50.320
335	132	9:24.423	11	50.137
340		9:56.452	FINISH	
360	132	10:14.459	12	50.036

### 133 Fujie, Ryuya

1			RED FLAG	
15	133	[RED LINE]		
31			START	
44	133	2.345		
340		9:56.452	FINISH	

### 136 Iijima, Soichiro

1			RED FLAG	
25	136	[RED LINE]		
31			START	
51	136	2.856		
81	136	1:00.845	1	<b>57.989</b>
106	136	1:52.138	2	<b>51.293</b>
132	136	2:43.275	3	<b>51.137</b>
158	136	3:33.691	4	<b>50.416</b>
184	136	4:24.089	5	<b>50.398</b>
211	136	5:14.236	6	<b>50.147</b>
237	136	6:04.423	7	50.187
262	136	6:54.807	8	50.384
287	136	7:45.069	9	50.262
312	136	8:35.474	10	50.405
336	136	9:25.814	11	50.340
340		9:56.452	FINISH	



2009 CIK-FIA ASIA-PACIFIC CHAMPIONSHIP (Suzuka)

KF2

Manche Qualificative A-C / Qualifying Heat A-C

Historique / Records

Seq	N°	Heure	Tour	Temps
Seq	No.	Hour	Lap	Time
361	136	10:16.178	12	50.364

### 138 Mehta, Bryan Homi

1				RED FLAG
14	138	[RED LINE]		
31				START
45	138	2.425		
75	138	58.932	1	<b>56.507</b>
100	138	1:49.853	2	<b>50.921</b>
126	138	2:39.758	3	<b>49.905</b>
151	138	3:29.789	4	50.031
177	138	4:19.380	5	<b>49.591</b>
203	138	5:09.237	6	49.857
228	138	5:58.923	7	49.686
253	138	6:48.503	8	<b>49.580</b>
278	138	7:37.901	9	<b>49.398</b>
303	138	8:27.316	10	49.415
326	138	9:16.915	11	49.599
340		9:56.452		FINISH
351	138	10:06.570	12	49.655

### 140 Morishita, Shogo

1				RED FLAG
22	140	[RED LINE]		
31				START
55	140	3.004		
82	140	1:01.387	1	<b>58.383</b>
108	140	1:52.443	2	<b>51.056</b>
133	140	2:43.490	3	<b>51.047</b>
159	140	3:33.956	4	<b>50.466</b>
185	140	4:24.299	5	<b>50.343</b>
212	140	5:14.782	6	50.483
238	140	6:05.007	7	<b>50.225</b>
263	140	6:55.318	8	50.311
288	140	7:45.639	9	50.321
340		9:56.452		FINISH

Sous réserve du contrôle technique / Subject to scrutineering

T mekeeper



Clerk of the course



## 2009 CIK-FIA ASIA-PACIFIC CHAMPIONSHIP (Suzuka)

### KF2

#### Manche Qualificative B-C / Qualifying Heat B-C

#### Classement / Classification

Cl	N°	Concurrent	Nat	Pilote	Nat	Chassis / Moteur / Pneus	Tours	Ecart	M.Tour	Vitesse	Pénalité	Points
Rnk	No.	Entrant		Driver		Chassis / Engine / Tyres	Laps	Gap	B.Lap	Speed	Penalty	Points
1	109	Tony Kart Racing Team		Smarrazzo, Aniello		Tony Kart / Vortex / Dunlop	12		49.286	92.32		0
2	122	Tony Kart Junior RT		Beretta, Matteo		Tony Kart / Vortex / Dunlop	12	+0.630	49.314	92.27		2
3	115	Ricky Flynn Motorsport		Taylor, Mackenzie		FA Kart / Vortex / Dunlop	12	+1.516	49.424	92.06		3
4	125	CRG Japan		Nakayama, Fumiya		CRG / Maxter / B'stone	12	+2.491	49.378	92.15		4
5	107	Intrepid Kart Technology Srl		Maisano, Brandon		Intrepid / TM / Dunlop	12	+5.271	49.582	91.77	+1.000	5
6	123	Trenta Quattro Nara		Cheever, Eduard		Maranello / Parilla / Dunlop	12	+5.691	49.572	91.79		6
7	138	Birel Pacific Motor Sport		Mehta, Bryan Homi		Birel / Parilla / Dunlop	12	+5.832	49.387	92.13		7
8	110	Birel Motorsport		Suvanto, Petri		Birel / Parilla / Dunlop	12	+6.787	49.443	92.03		8
9	108	Birel Motorsport		Patrono, Giacomo		Birel / Parilla / Dunlop	12	+7.249	49.549	91.83		9
10	137	Masuda Racing Project		Hirakawa, Ryo		Spirit / Parilla / Dunlop	12	+7.454	49.441	92.03		10
11	128	Kosmic Racing Japan		Matsushita, Nobuharu		Kosmic / Vortex / B'stone	12	+8.421	49.616	91.71		11
12	124	Trenta Quattro Nara		Blundell, George		Maranello / Maxter / Dunlop	12	+9.652	49.400	92.11		12
13	135	Birel Pacific Motor Sport		Ohtsu, Hiroki		Birel / Parilla / B'stone	12	+10.725	49.809	91.35		13
14	105	Tony Kart Junior RT		Lock, Chris		Tony Kart / Vortex / Dunlop	12	+12.263	49.601	91.74		14
15	127	Thirty's Racing		Indra Payoong, Nanin		Tony Kart / Vortex / Dunlop	12	+12.437	49.847	91.28		15
16	104	Chiesa Corse		Da Luz, David Manuel Tomas		Zanardi / Parilla / Dunlop	12	+12.652	49.672	91.60		16
17	113	Higuchi Racing Team		Sawabe, Kouta		RK / Parilla / Dunlop	12	+12.990	49.668	91.61		17
18	139	Birel Parilla Racing Team		Reveille, Jonathan		Birel / Parilla / Dunlop	12	+14.086	49.809	91.35		18
19	140	Harada Kart Club		Morishita, Shogo		FA Kart / Vortex / B'stone	12	+16.133	50.029	90.95		19
20	132	Tech Miyazawa		Miyazawa, Kazuki		Arrow / Vortex / Dunlop	12	+17.463	50.151	90.73		20
21	126	Sugiyama Racing		Kubo, Rintaro		CRG / Vortex / Dunlop	12	+18.909	49.958	91.08		21
22	112	Simon Racing Team		Lathoras, Pasin		Maddox / Vortex / B'stone	12	+23.585	50.778	89.61		22
23	120	Tony Kart Racing Team		Marcelo, J. Stefano		Tony Kart / Vortex / Dunlop	7	+5 Laps	49.709	91.54		23
24	121	Tony Kart Racing Team		Kanamaru, Yu		Tony Kart / Vortex / Dunlop	4	+8 Laps	49.703	91.55		24
25	141	Harada Kart Club		Fujimatsu, Gaku		FA Kart / Vortex / B'stone	1	+11 Laps	56.827	80.07		25
26	134	Birel Parilla Racing Team		Suto, Kohei		Birel / Parilla / Dunlop	1	+11 Laps	1:01.182	74.37		26

Meilleur tour / Best lap : 109 Smarrazzo, Aniello - 49.286

#### Exclus / Excluded

119	Team Hirano		Osada, Kazumi		CRG / Vortex / Dunlop	30
-----	-------------	--	---------------	--	-----------------------	----

# 107 : 1" penalty for no respect of start ng proced re, Art.2.20. of General prescr pt us

# 119 : e cl ded for non conform ty t ec n cal eg lat ons, Art 20

Sous réserve du contrôle techni ue / Subject to scrutineering

me eeper



ler of t e co rse



## 2009 CIK-FIA ASIA-PACIFIC CHAMPIONSHIP (Suzuka)

### KF2

#### Manche Qualificative B-C / Qualifying Heat B-C

#### Historique / Records

Seq	N°	Heure	Tour	Temps
Seq	No.	Hour	Lap	Time

#### 104 Da Luz, David Manuel Tomas

1				RED FLAG
28	104	[RED LINE]		
31				START
58	104	3.617		
77	104	59.449	1	55.832
103	104	1:50.882	2	51.433
127	104	2:42.179	3	51.297
152	104	3:32.554	4	50.375
176	104	4:22.443	5	49.889
200	104	5:12.335	6	49.892
224	104	6:02.030	7	49.695
249	104	6:53.037	8	51.007
274	104	7:43.684	9	50.647
297	104	8:33.548	10	49.864
321	104	9:23.220	11	49.672
330		9:56.283		FINISH
346	104	10:13.008	12	49.788

#### 105 Lock, Chris

1				RED FLAG
9	105	[RED LINE]		
31				START
39	105	2.113		
80	105	1:00.285	1	58.172
107	105	1:51.816	2	51.531
132	105	2:43.215	3	51.399
156	105	3:34.293	4	51.078
179	105	4:24.487	5	50.194
204	105	5:14.177	6	49.690
228	105	6:03.850	7	49.673
250	105	6:53.607	8	49.757
272	105	7:43.428	9	49.821
296	105	8:33.093	10	49.665
320	105	9:22.694	11	49.601
330		9:56.283		FINISH
344	105	10:12.619	12	49.925

#### 107 Maisano, Brandon

1				RED FLAG
2	107	[RED LINE]		
31				START
33	107	1.765		

Seq	N°	Heure	Tour	Temps
Seq	No.	Hour	Lap	Time

59	107	53.880	1	52.115
89	107	1:45.558	2	51.678
114	107	2:35.973	3	50.415
140	107	3:26.029	4	50.056
165	107	4:15.914	5	49.885
191	107	5:06.139	6	50.225
215	107	5:55.721	7	49.582
239	107	6:45.542	8	49.821
262	107	7:35.349	9	49.807
286	107	8:24.956	10	49.607
309	107	9:14.882	11	49.926
330		9:56.283		FINISH
335	107	10:04.627	12	49.745

#### 108 Patrono, Giacomo

1				RED FLAG
5	108	[RED LINE]		
31				START
35	108	1.913		
68	108	57.997	1	56.084
95	108	1:48.695	2	50.698
120	108	2:38.910	3	50.215
144	108	3:29.325	4	50.415
169	108	4:19.238	5	49.913
195	108	5:09.360	6	50.122
219	108	5:59.139	7	49.779
242	108	6:48.744	8	49.605
265	108	7:38.358	9	49.614
290	108	8:28.344	10	49.986
313	108	9:18.056	11	49.712
330		9:56.283		FINISH
339	108	10:07.605	12	49.549

#### 109 Smarrazzo, Aniello

1				RED FLAG
6	109	[RED LINE]		
31				START
37	109	1.941		
61	109	54.362	1	52.421
87	109	1:45.072	2	50.710
111	109	2:35.213	3	50.141
137	109	3:25.012	4	49.799
162	109	4:14.549	5	49.537
187	109	5:04.126	6	49.577



2009 CIK-FIA ASIA-PACIFIC CHAMPIONSHIP (Suzuka)

KF2

Manche Qualificative B-C / Qualifying Heat B-C

Historique / Records

Seq Seq	N° No.	Heure Hour	Tour Lap	Temps Time
211	109	5:53.461	7	<b>49.335</b>
235	109	6:42.903	8	49.442
258	109	7:32.276	9	49.373
282	109	8:21.562	10	<b>49.286</b>
305	109	9:11.034	11	49.472
330		9:56.283	FINISH	
331	109	10:00.356	12	49.322

### 110 Suvanto, Petri

1				RED FLAG
15	110	[RED LINE]		
31				START
45	110	2.524		
72	110	58.530	1	<b>56.006</b>
98	110	1:49.850	2	<b>51.320</b>
123	110	2:40.226	3	<b>50.376</b>
147	110	3:30.634	4	50.408
172	110	4:20.284	5	<b>49.650</b>
197	110	5:09.989	6	49.705
220	110	5:59.634	7	<b>49.645</b>
243	110	6:49.146	8	<b>49.512</b>
266	110	7:38.687	9	49.541
289	110	8:28.154	10	<b>49.467</b>
312	110	9:17.597	11	<b>49.443</b>
330		9:56.283	FINISH	
338	110	10:07.143	12	49.546

### 112 Lathoras, Pasin

1				RED FLAG
27	112	[RED LINE]		
31				START
57	112	3.487		
84	112	1:00.588	1	<b>57.101</b>
110	112	1:53.680	2	<b>53.092</b>
136	112	2:45.052	3	<b>51.372</b>
161	112	3:36.316	4	<b>51.264</b>
186	112	4:27.362	5	<b>51.046</b>
210	112	5:18.290	6	<b>50.928</b>
234	112	6:09.268	7	50.978
257	112	7:00.407	8	51.139
281	112	7:51.303	9	<b>50.896</b>
304	112	8:42.206	10	50.903
329	112	9:32.984	11	<b>50.778</b>
330		9:56.283	FINISH	
353	112	10:23.941	12	50.957

Seq Seq	N° No.	Heure Hour	Tour Lap	Temps Time
------------	-----------	---------------	-------------	---------------

### 113 Sawabe, Kouta

1				RED FLAG
18	113	[RED LINE]		
31				START
47	113	2.703		
74	113	58.671	1	<b>55.968</b>
102	113	1:50.533	2	<b>51.862</b>
128	113	2:42.271	3	<b>51.738</b>
153	113	3:33.077	4	<b>50.806</b>
178	113	4:23.890	5	50.813
203	113	5:13.810	6	<b>49.920</b>
227	113	6:03.611	7	<b>49.801</b>
251	113	6:53.869	8	50.258
273	113	7:43.638	9	<b>49.769</b>
298	113	8:33.788	10	50.150
322	113	9:23.678	11	49.890
330		9:56.283	FINISH	
347	113	10:13.346	12	<b>49.668</b>

### 115 Taylor, Mackenzie

1				RED FLAG
11	115	[RED LINE]		
31				START
42	115	2.194		
62	115	54.716	1	<b>52.522</b>
88	115	1:45.324	2	<b>50.608</b>
113	115	2:35.562	3	<b>50.238</b>
139	115	3:25.474	4	<b>49.912</b>
164	115	4:15.121	5	<b>49.647</b>
189	115	5:04.744	6	<b>49.623</b>
213	115	5:54.410	7	49.666
237	115	6:43.901	8	<b>49.491</b>
260	115	7:33.373	9	<b>49.472</b>
284	115	8:22.797	10	<b>49.424</b>
307	115	9:12.447	11	49.650
330		9:56.283	FINISH	
333	115	10:01.872	12	49.425

### 119 Osada, Kazumi

1				RED FLAG
25	119	[RED LINE]		
31				START
52	119	3.147		
78	119	59.601	1	<b>56.454</b>
104	119	1:51.393	2	<b>51.792</b>
131	119	2:42.892	3	<b>51.499</b>



2009 CIK-FIA ASIA-PACIFIC CHAMPIONSHIP (Suzuka)

KF2

Manche Qualificative B-C / Qualifying Heat B-C

Historique / Records

Seq Seq	N° No.	Heure Hour	Tour Lap	Temps Time
160	119	3:35.144	4	52.252
184	119	4:26.125	5	<b>50.981</b>
209	119	5:16.634	6	<b>50.509</b>
233	119	6:07.013	7	<b>50.379</b>
256	119	6:57.382	8	<b>50.369</b>
279	119	7:47.908	9	50.526
303	119	8:41.132	10	53.224
328	119	9:31.815	11	50.683
330		9:56.283	FINISH	
352	119	10:22.391	12	50.576

### 120 Marcelo, J. Stefano

1			RED FLAG	
8	120	[RED LINE]		
31			START	
38	120	2.027		
67	120	56.760	1	<b>54.733</b>
94	120	1:47.527	2	<b>50.767</b>
119	120	2:38.325	3	50.798
143	120	3:28.791	4	<b>50.466</b>
168	120	4:18.751	5	<b>49.960</b>
193	120	5:08.460	6	<b>49.709</b>
217	120	5:58.255	7	49.795
330		9:56.283	FINISH	

### 121 Kanamaru, Yu

1			RED FLAG	
3	121	[RED LINE]		
31			START	
32	121	1.825		
65	121	56.057	1	<b>54.232</b>
91	121	1:46.594	2	<b>50.537</b>
116	121	2:36.297	3	<b>49.703</b>
150	121	3:31.888	4	55.591
330		9:56.283	FINISH	

### 122 Beretta, Matteo

1			RED FLAG	
4	122	[RED LINE]		
31			START	
34	122	1.855		
60	122	54.070	1	<b>52.215</b>
86	122	1:44.829	2	<b>50.759</b>
112	122	2:35.352	3	<b>50.523</b>
138	122	3:25.263	4	<b>49.911</b>

Seq Seq	N° No.	Heure Hour	Tour Lap	Temps Time
163	122	4:14.948	5	<b>49.685</b>
188	122	5:04.437	6	<b>49.489</b>
212	122	5:53.866	7	<b>49.429</b>
236	122	6:43.193	8	<b>49.327</b>
259	122	7:32.608	9	49.415
283	122	8:21.922	10	<b>49.314</b>
306	122	9:11.582	11	49.660
330		9:56.283	FINISH	
332	122	10:00.986	12	49.404

### 123 Cheever, Eduard

1			RED FLAG	
19	123	[RED LINE]		
31			START	
49	123	2.773		
66	123	56.365	1	<b>53.592</b>
93	123	1:47.372	2	<b>51.007</b>
117	123	2:37.997	3	<b>50.625</b>
142	123	3:28.461	4	<b>50.464</b>
167	123	4:18.268	5	<b>49.807</b>
192	123	5:08.271	6	50.003
216	123	5:57.869	7	<b>49.598</b>
240	123	6:47.441	8	<b>49.572</b>
263	123	7:37.088	9	49.647
287	123	8:26.674	10	49.586
310	123	9:16.336	11	49.662
330		9:56.283	FINISH	
336	123	10:06.047	12	49.711

### 124 Blundell, George

1			RED FLAG	
7	124	[RED LINE]		
31			START	
36	124	2.012		
81	124	1:00.338	1	<b>58.326</b>
106	124	1:51.682	2	<b>51.344</b>
130	124	2:42.673	3	<b>50.991</b>
154	124	3:33.091	4	<b>50.418</b>
177	124	4:23.336	5	<b>50.245</b>
202	124	5:12.922	6	<b>49.586</b>
226	124	6:02.587	7	49.665
247	124	6:51.987	8	<b>49.400</b>
270	124	7:41.469	9	49.482
293	124	8:30.871	10	49.402
317	124	9:20.356	11	49.485
330		9:56.283	FINISH	
342	124	10:10.008	12	49.652



2009 CIK-FIA ASIA-PACIFIC CHAMPIONSHIP (Suzuka)

KF2

Manche Qualificative B-C / Qualifying Heat B-C

Historique / Records

Seq	N°	Heure	Tour	Temps
Seq	No.	Hour	Lap	Time

### 125 Nakayama, Fumiya

1				RED FLAG
10	125	[RED LINE]		
31				START
40	125	2.116		
63	125	55.791	1	53.675
90	125	1:46.161	2	50.370
115	125	2:36.197	3	50.036
141	125	3:26.533	4	50.336
166	125	4:16.130	5	49.597
190	125	5:05.820	6	49.690
214	125	5:55.198	7	49.378
238	125	6:44.642	8	49.444
261	125	7:34.112	9	49.470
285	125	8:23.594	10	49.482
308	125	9:13.231	11	49.637
330		9:56.283		FINISH
334	125	10:02.847	12	49.616

### 126 Kubo, Rintaro

1				RED FLAG
24	126	[RED LINE]		
31				START
56	126	3.362		
82	126	1:00.501	1	57.139
109	126	1:53.183	2	52.682
135	126	2:43.757	3	50.574
158	126	3:34.925	4	51.168
183	126	4:25.753	5	50.828
207	126	5:16.107	6	50.354
231	126	6:06.065	7	49.958
255	126	6:57.316	8	51.251
280	126	7:48.043	9	50.727
302	126	8:38.673	10	50.630
326	126	9:28.894	11	50.221
330		9:56.283		FINISH
351	126	10:19.265	12	50.371

### 127 Indra Payoong, Nanin

1				RED FLAG
14	127	[RED LINE]		
31				START
44	127	2.488		
71	127	58.220	1	55.732
97	127	1:49.611	2	51.391
125	127	2:40.712	3	51.101

Seq	N°	Heure	Tour	Temps
Seq	No.	Hour	Lap	Time

151	127	3:32.029	4	51.317
175	127	4:22.364	5	50.335
201	127	5:12.641	6	50.277
225	127	6:02.488	7	49.847
248	127	6:52.436	8	49.948
271	127	7:42.465	9	50.029
295	127	8:32.576	10	50.111
319	127	9:22.525	11	49.949
330		9:56.283		FINISH
345	127	10:12.793	12	50.268

### 128 Matsushita, Nobuharu

1				RED FLAG
17	128	[RED LINE]		
31				START
48	128	2.656		
75	128	58.844	1	56.188
99	128	1:50.259	2	51.415
124	128	2:40.647	3	50.388
148	128	3:31.469	4	50.822
173	128	4:21.103	5	49.634
198	128	5:10.777	6	49.674
222	128	6:00.437	7	49.660
245	128	6:50.093	8	49.656
268	128	7:39.735	9	49.642
292	128	8:29.351	10	49.616
315	128	9:19.001	11	49.650
330		9:56.283		FINISH
341	128	10:08.777	12	49.776

### 132 Miyazawa, Kazuki

1				RED FLAG
22	132	[RED LINE]		
31				START
54	132	3.253		
76	132	59.214	1	55.961
105	132	1:51.665	2	52.451
133	132	2:43.271	3	51.606
159	132	3:35.052	4	51.781
182	132	4:25.595	5	50.543
208	132	5:16.257	6	50.662
232	132	6:06.465	7	50.208
254	132	6:56.990	8	50.525
278	132	7:47.141	9	50.151
301	132	8:37.361	10	50.220
325	132	9:27.634	11	50.273
330		9:56.283		FINISH



2009 CIK-FIA ASIA-PACIFIC CHAMPIONSHIP (Suzuka)

KF2

Manche Qualificative B-C / Qualifying Heat B-C

Historique / Records

Seq	N°	Heure	Tour	Temps
Seq	No.	Hour	Lap	Time
350	132	10:17.819	12	50.185

### 134 Suto, Kohei

1				RED FLAG
12	134	[RED LINE]		
31				START
41	134	2.195		
85	134	1:03.377	1	1:01.182
330		9:56.283		FINISH

### 135 Ohtsu, Hiroki

1				RED FLAG
20	135	[RED LINE]		
31				START
50	135	2.929		
73	135	58.607	1	55.678
101	135	1:50.468	2	51.861
126	135	2:41.239	3	50.771
149	135	3:31.843	4	50.604
174	135	4:21.700	5	49.857
199	135	5:11.656	6	49.956
223	135	6:01.541	7	49.885
246	135	6:51.531	8	49.990
269	135	7:41.340	9	49.809
294	135	8:31.325	10	49.985
318	135	9:21.226	11	49.901
330		9:56.283		FINISH
343	135	10:11.081	12	49.855

### 137 Hirakawa, Ryo

1				RED FLAG
16	137	[RED LINE]		
31				START
46	137	2.601		
69	137	57.994	1	55.393
96	137	1:49.035	2	51.041
121	137	2:39.392	3	50.357
146	137	3:29.714	4	50.322
171	137	4:19.621	5	49.907
196	137	5:09.515	6	49.894
221	137	5:59.829	7	50.314
244	137	6:49.501	8	49.672
267	137	7:38.942	9	49.441
291	137	8:28.563	10	49.621
314	137	9:18.264	11	49.701

Seq	N°	Heure	Tour	Temps
Seq	No.	Hour	Lap	Time
330		9:56.283		FINISH
340	137	10:07.810	12	49.546

### 138 Mehta, Bryan Homi

1				RED FLAG
13	138	[RED LINE]		
31				START
43	138	2.371		
64	138	55.994	1	53.623
92	138	1:47.313	2	51.319
118	138	2:38.181	3	50.868
145	138	3:29.577	4	51.396
170	138	4:19.436	5	49.859
194	138	5:09.261	6	49.825
218	138	5:58.756	7	49.495
241	138	6:48.143	8	49.387
264	138	7:37.606	9	49.463
288	138	8:27.104	10	49.498
311	138	9:16.578	11	49.474
330		9:56.283		FINISH
337	138	10:06.188	12	49.610

### 139 Reveille, Jonathan

1				RED FLAG
23	139	[RED LINE]		
31				START
51	139	3.043		
83	139	1:00.521	1	57.478
108	139	1:52.530	2	52.009
134	139	2:43.420	3	50.890
157	139	3:34.573	4	51.153
180	139	4:24.876	5	50.303
205	139	5:14.970	6	50.094
229	139	6:04.856	7	49.886
252	139	6:54.665	8	49.809
276	139	7:44.584	9	49.919
299	139	8:34.672	10	50.088
323	139	9:24.555	11	49.883
330		9:56.283		FINISH
348	139	10:14.442	12	49.887

### 140 Morishita, Shogo

1				RED FLAG
21	140	[RED LINE]		
31				START



2009 CIK-FIA ASIA-PACIFIC CHAMPIONSHIP (Suzuka)

KF2

Manche Qualificative B-C / Qualifying Heat B-C

Historique / Records

Seq Seq	N° No.	Heure Hour	Tour Lap	Temps Time
53	140	3.091		
70	140	58.154	1	<b>55.063</b>
100	140	1:50.318	2	<b>52.164</b>
129	140	2:42.570	3	52.252
155	140	3:33.593	4	<b>51.023</b>
181	140	4:25.119	5	51.526
206	140	5:15.428	6	<b>50.309</b>
230	140	6:05.457	7	<b>50.029</b>
253	140	6:55.628	8	50.171
277	140	7:45.817	9	50.189
300	140	8:36.119	10	50.302
324	140	9:26.324	11	50.205
330		9:56.283	FINISH	
349	140	10:16.489	12	50.165

#### 141 Fujimatsu, Gaku

1			RED FLAG	
26	141	[RED LINE]		
31			START	
55	141	3.322		
79	141	1:00.149	1	<b>56.827</b>
330		9:56.283	FINISH	

Sous réserve du contrôle technique / Subject to scrutineering

T mekeeper



Clerk of the course



# Qualifying Results



CIK-FIA Asia-Pacific KF2 Championship  
Suzuka (J) - 21-24.05.2009



## 2009 CIK-FIA ASIA-PACIFIC CHAMPIONSHIP (Suzuka)

### KF2

#### Classement des essais Officiel / Official practice classification

Cl	N°	Concurrent	Nat	Pilote	Nat	Chassis / Moteur / Pneus	Séance 1	Séance 2	Temps	Ecart	Tour	Vitesse
Rnk	No.	Entrant		Driver		Chassis / Engine / Tyres	Session 1	Session 2	Time	Gap	Lap	Speed
1	116	Birel Motorsport	IT	Vigano, Matteo	IT	Birel / Parilla / Dunlop	48.513	No time	48.513		8	93.79
2	107	Intrepid Kart Technology Srl	IT	Maisano, Brandon	FR	Intrepid / TM / Dunlop	48.606	No time	48.606	+0.093	8	93.61
3	121	Tony Kart Racing Team	IT	Kanamaru, Yu	CH	Tony Kart / Vortex / Dunlop	48.649	No time	48.649	+0.136	8	93.53
4	102	Kosmic Racing Dept	IT	Tiene, Felice	IT	Kosmic / Vortex / Dunlop	48.675	No time	48.675	+0.162	9	93.48
5	108	Birel Motorsport	IT	Patrono, Giacomo	IT	Birel / Parilla / Dunlop	48.733	No time	48.733	+0.220	8	93.37
6	122	Tony Kart Junior RT	DK	Beretta, Matteo	IT	Tony Kart / Vortex / Dunlop	48.756	No time	48.756	+0.243	8	93.33
7	117	Trenta Quattro Nara	JP	Kose, Shoya	JP	Maranello / Parilla / Dunlop	48.768	No time	48.768	+0.255	7	93.30
8	104	Chiesa Corse	IT	Da Luz, David Manuel Tomas	PT	Zanardi / Parilla / Dunlop	48.780	No time	48.780	+0.267	8	93.28
9	109	Tony Kart Racing Team	IT	Smarrazzo, Aniello	IT	Tony Kart / Vortex / Dunlop	48.802	No time	48.802	+0.289	7	93.24
10	103	Tony Kart Racing Team	IT	D'Agosto, Ignazio	IT	Tony Kart / Vortex / Dunlop	48.870	No time	48.870	+0.357	8	93.11
11	124	Trenta Quattro Nara	JP	Blundell, George	DK	Maranello / Maxter / Dunlop	48.872	No time	48.872	+0.359	10	93.10
12	120	Tony Kart Racing Team	IT	Marcelo, J. Stefano	IT	Tony Kart / Vortex / Dunlop	48.883	No time	48.883	+0.370	8	93.08
13	106	Ricky Flynn Motorsport	DK	Lynn, Alexander	DK	FA Kart / Vortex / Dunlop	48.895	No time	48.895	+0.382	8	93.06
14	105	Tony Kart Junior RT	DK	Lock, Chris	DK	Tony Kart / Vortex / Dunlop	48.923	No time	48.923	+0.410	8	93.01
15	125	CRG Japan	JP	Nakayama, Fumiya	JP	CRG / Maxter / B'stone	48.942	No time	48.942	+0.429	8	92.97
16	111	Tony Kart Junior RT	DK	Cooper, Ben	DK	Tony Kart / Vortex / Dunlop	48.963	No time	48.963	+0.450	8	92.93
17	134	Birel Parilla Racing Team	DK	Suto, Kohei	JP	Birel / Parilla / Dunlop	48.965	No time	48.965	+0.452	8	92.93
18	115	Ricky Flynn Motorsport	DK	Taylor, Mackenzie	DK	FA Kart / Vortex / Dunlop	48.987	No time	48.987	+0.474	9	92.88
19	133	CRG Japan	JP	Fujie, Ryuya	JP	CRG / Maxter / Dunlop	48.990	No time	48.990	+0.477	6	92.88
20	127	Thirty's Racing	JP	Indra Payoong, Nanin	JP	Tony Kart / Vortex / Dunlop	49.007	No time	49.007	+0.494	8	92.85
21	138	Birel Pacific Motor Sport	JP	Mehta, Bryan Homi	JP	Birel / Parilla / Dunlop	49.012	49.879	49.012	+0.499	14	92.84
22	101	Ricky Flynn Motorsport	DK	Zimin, Maxim	RU	FA Kart / Vortex / Dunlop	49.012	No time	49.012	+0.499	9	92.84
23	137	Masuda Racing Project	JP	Hirakawa, Ryo	JP	Spirit / Parilla / Dunlop	No time	49.039	49.039	+0.526	8	92.79
24	110	Birel Motorsport	IT	Suvanto, Petri	FI	Birel / Parilla / Dunlop	49.054	49.437	49.054	+0.541	15	92.76
25	118	Kosmic Racing Dept	IT	Mitchell, Gilbert	IT	Kosmic / Vortex / Dunlop	49.141	No time	49.141	+0.628	8	92.59
26	113	Higuchi Racing Team	JP	Sawabe, Kouta	JP	RK / Parilla / Dunlop	49.143	No time	49.143	+0.630	8	92.59
27	128	Kosmic Racing Japan	JP	Matsushita, Nobuharu	JP	Kosmic / Vortex / B'stone	49.146	No time	49.146	+0.633	8	92.58
28	130	Silkroad Racing Team	JP	Kurosawa, Hayato	JP	CRG / Maxter / B'stone	49.147	No time	49.147	+0.634	6	92.58
29	135	Birel Pacific Motor Sport	JP	Ohtsu, Hiroki	JP	Birel / Parilla / B'stone	49.367	No time	49.367	+0.854	8	92.17
30	123	Trenta Quattro Nara	JP	Cheever, Eduard	IT	Maranello / Parilla / Dunlop	50.002	49.487	49.487	+0.974	9	91.95
31	129	Peter-Pan	JP	Yokoyama, Naoki	JP	Maranello / Maxter / Dunlop	49.551	No time	49.551	+1.038	7	91.83
32	139	Birel Parilla Racing Team	JP	Reveille, Jonathan	JP	Birel / Parilla / Dunlop	49.577	50.285	49.577	+1.064	16	91.78
33	140	Harada Kart Club	JP	Morishita, Shogo	JP	FA Kart / Vortex / B'stone	49.612	No time	49.612	+1.099	10	91.71
34	136	Weed Criff	JP	Iijima, Soichiro	JP	DR / Maxter / B'stone	49.629	No time	49.629	+1.116	6	91.68
35	119	Team Hirano	JP	Osada, Kazumi	JP	CRG / Vortex / Dunlop	49.688	No time	49.688	+1.175	10	91.57
36	132	Tech Miyazawa	JP	Miyazawa, Kazuki	JP	Arrow / Vortex / Dunlop	49.699	50.225	49.699	+1.186	17	91.55
37	114	Tony Kart Junior RT	DK	Wright, Luke	DK	Tony Kart / Vortex / Dunlop	Excluded	49.760	49.760	+1.247	9	91.44
38	141	Harada Kart Club	JP	Fujimatsu, Gaku	JP	FA Kart / Vortex / B'stone	49.766	No time	49.766	+1.253	10	91.43
39	126	Sugiyama Racing	JP	Kubo, Rintaro	JP	CRG / Vortex / Dunlop	No time	49.813	49.813	+1.300	8	91.34
40	131	Osaka Kart Club	JP	Iwai, Akari	JP	Kosmic / Parilla / B'stone	49.882	No time	49.882	+1.369	7	91.22
41	112	Simon Racing Team	RU	Lathoras, Pasin	RU	Maddox / Vortex / B'stone	50.086	No time	50.086	+1.573	9	90.85

Ecart entre les séries : 0.192% / Gap between series : 0.192%

Steward #1

Steward #2

Steward #3



## 2009 CIK-FIA ASIA-PACIFIC CHAMPIONSHIP (Suzuka)

### KF2

#### Essais Qualificatifs Séance 1 Série 1 / Qualifying Practice Session 1 Series 1

#### Historique / Records

Seq	N°	Heure	Tour	Temps
Seq	No.	Hour	Lap	Time

#### 103 D'Agosto, Ignazio

1	START			
11	103	2:28.729	1	
28	103	3:18.525	2	<b>49.796</b>
44	103	4:07.815	3	<b>49.290</b>
64	103	4:56.999	4	<b>49.184</b>
84	103	5:45.918	5	<b>48.919</b>
104	103	6:35.203	6	49.285
124	103	7:24.073	7	<b>48.870</b>
136		8:04.864		FINISH
142	103	8:12.979	8	48.906

#### 104 Da Luz, David Manuel Tomas

1	START			
15	104	2:40.739	1	
32	104	3:31.976	2	<b>51.237</b>
49	104	4:21.660	3	<b>49.684</b>
69	104	5:10.798	4	<b>49.138</b>
89	104	5:59.768	5	<b>48.970</b>
109	104	6:48.746	6	48.978
129	104	7:37.526	7	<b>48.780</b>
136		8:04.864		FINISH
148	104	8:26.407	8	48.881

#### 105 Lock, Chris

1	START			
8	105	2:26.880	1	
25	105	3:16.933	2	<b>50.053</b>
42	105	4:06.295	3	<b>49.362</b>
62	105	4:55.475	4	<b>49.180</b>
82	105	5:44.556	5	<b>49.081</b>
101	105	6:33.753	6	49.197
120	105	7:22.920	7	49.167
136		8:04.864		FINISH
139	105	8:11.843	8	<b>48.923</b>

#### 107 Maisano, Brandon

1	START			
13	107	2:33.496	1	
30	107	3:25.328	2	<b>51.832</b>
47	107	4:14.471	3	<b>49.143</b>

Seq	N°	Heure	Tour	Temps
Seq	No.	Hour	Lap	Time

67	107	5:03.322	4	<b>48.851</b>
87	107	5:51.928	5	<b>48.606</b>
106	107	6:40.833	6	48.905
127	107	7:32.410	7	51.577
136		8:04.864		FINISH
146	107	8:21.176	8	48.766

#### 109 Smarrazzo, Aniello

1	START			
7	109	2:26.499	1	
24	109	3:16.607	2	<b>50.108</b>
41	109	4:05.769	3	<b>49.162</b>
61	109	4:54.710	4	<b>48.941</b>
81	109	5:43.551	5	<b>48.841</b>
99	109	6:33.071	6	49.520
119	109	7:21.873	7	<b>48.802</b>
136		8:04.864		FINISH

#### 110 Suvanto, Petri

1	START			
12	110	2:30.038	1	
29	110	3:23.426	2	<b>53.388</b>
46	110	4:13.083	3	<b>49.657</b>
66	110	5:02.332	4	<b>49.249</b>
86	110	5:51.391	5	<b>49.059</b>
107	110	6:41.606	6	50.215
126	110	7:30.660	7	<b>49.054</b>
136		8:04.864		FINISH
145	110	8:19.836	8	49.176

#### 111 Cooper, Ben

1	START			
10	111	2:28.009	1	
27	111	3:18.108	2	<b>50.099</b>
43	111	4:07.532	3	<b>49.424</b>
63	111	4:56.749	4	<b>49.217</b>
83	111	5:45.734	5	<b>48.985</b>
103	111	6:34.712	6	<b>48.978</b>
123	111	7:23.675	7	<b>48.963</b>
136		8:04.864		FINISH
141	111	8:12.846	8	49.171



2009 CIK-FIA ASIA-PACIFIC CHAMPIONSHIP (Suzuka)

KF2

Essais Qualificatifs Séance 1 Série 1 / Qualifying Practice Session 1 Series 1

Historique / Records

Seq	N°	Heure	Tour	Temps
Seq	No.	Hour	Lap	Time

### 113 Sawabe, Kouta

1	START			
9	113	2:27.777	1	
26	113	3:17.859	2	50.082
45	113	4:07.900	3	50.041
65	113	4:57.425	4	49.525
85	113	5:46.678	5	49.253
105	113	6:35.821	6	49.143
125	113	7:25.055	7	49.234
136		8:04.864		FINISH
144	113	8:14.443	8	49.388

### 114 Wright, Luke

1	START			
5	114	2:22.594	1	
22	114	3:13.006	2	50.412
38	114	4:03.058	3	50.052
59	114	4:52.545	4	49.487
79	114	5:42.720	5	50.175
100	114	6:33.510	6	50.790
121	114	7:23.139	7	49.629
136		8:04.864		FINISH
140	114	8:12.504	8	49.365

### 118 Mitchell, Gilbert

1	START			
2	118	1:27.926	1	
3	118	2:19.027	2	51.101
20	118	3:09.132	3	50.105
37	118	3:58.738	4	49.606
57	118	4:48.050	5	49.312
76	118	5:37.732	6	49.682
96	118	6:26.873	7	49.141
116	118	7:16.175	8	49.302
136		8:04.864		FINISH

### 122 Beretta, Matteo

1	START			
6	122	2:24.489	1	
23	122	3:14.503	2	50.014
40	122	4:03.637	3	49.134
58	122	4:52.569	4	48.932
78	122	5:41.541	5	48.972
98	122	6:30.381	6	48.840

Seq	N°	Heure	Tour	Temps
Seq	No.	Hour	Lap	Time

118	122	7:19.137	7	48.756
136		8:04.864		FINISH
138	122	8:08.134	8	48.997

### 128 Matsushita, Nobuharu

1	START			
14	128	2:40.298	1	
31	128	3:30.287	2	49.989
48	128	4:19.611	3	49.324
68	128	5:08.821	4	49.210
88	128	5:57.967	5	49.146
108	128	6:47.266	6	49.299
128	128	7:36.498	7	49.232
136		8:04.864		FINISH
147	128	8:25.886	8	49.388

### 129 Yokoyama, Naoki

1	START			
19	129	3:07.797	1	
36	129	3:58.059	2	50.262
56	129	4:47.822	3	49.763
77	129	5:37.996	4	50.174
97	129	6:27.579	5	49.583
117	129	7:17.130	6	49.551
136		8:04.864		FINISH
137	129	8:06.755	7	49.625

### 130 Kurosawa, Hayato

1	START			
52	130	4:26.230	1	
72	130	5:15.715	2	49.485
92	130	6:04.862	3	49.147
112	130	6:54.039	4	49.177
132	130	7:43.290	5	49.251
136		8:04.864		FINISH
151	130	8:32.573	6	49.283

### 132 Miyazawa, Kazuki

1	START			
4	132	2:21.499	1	
21	132	3:12.412	2	50.913
39	132	4:03.358	3	50.946
60	132	4:53.232	4	49.874



2009 CIK-FIA ASIA-PACIFIC CHAMPIONSHIP (Suzuka)

KF2

Essais Qualificatifs Séance 1 Série 1 / Qualifying Practice Session 1 Series 1

Historique / Records

Seq Seq	N° No.	Heure Hour	Tour Lap	Temps Time
80	132	5:43.128	5	49.896
102	132	6:33.866	6	50.738
122	132	7:23.565	7	<b>49.699</b>
136		8:04.864	FINISH	
143	132	8:13.766	8	50.201

Seq Seq	N° No.	Heure Hour	Tour Lap	Temps Time
75	136	5:27.100	2	<b>50.102</b>
95	136	6:16.803	3	<b>49.703</b>
115	136	7:06.607	4	49.804
135	136	7:56.236	5	<b>49.629</b>
136		8:04.864	FINISH	
154	136	8:46.099	6	49.863

### 133 Fujie, Ryuya

1 START				
50	133	4:23.352	1	
70	133	5:13.437	2	<b>50.085</b>
90	133	6:02.647	3	<b>49.210</b>
110	133	6:51.664	4	<b>49.017</b>
130	133	7:40.657	5	<b>48.993</b>
136		8:04.864	FINISH	
149	133	8:29.647	6	<b>48.990</b>

### 134 Suto, Kohei

1 START				
16	134	2:45.733	1	
33	134	3:35.973	2	<b>50.240</b>
51	134	4:25.554	3	<b>49.581</b>
71	134	5:14.687	4	<b>49.133</b>
91	134	6:03.739	5	<b>49.052</b>
111	134	6:52.771	6	<b>49.032</b>
131	134	7:41.736	7	<b>48.965</b>
136		8:04.864	FINISH	
150	134	8:30.740	8	49.004

### 135 Ohtsu, Hiroki

1 START				
18	135	2:46.653	1	
34	135	3:37.107	2	<b>50.454</b>
53	135	4:26.686	3	<b>49.579</b>
73	135	5:16.114	4	<b>49.428</b>
93	135	6:05.489	5	<b>49.375</b>
113	135	6:54.893	6	49.404
133	135	7:44.400	7	49.507
136		8:04.864	FINISH	
152	135	8:33.767	8	<b>49.367</b>

### 136 Iijima, Soichiro

1 START				
55	136	4:36.998	1	

### 139 Reveille, Jonathan

1 START				
17	139	2:46.146	1	
35	139	3:37.168	2	<b>51.022</b>
54	139	4:27.303	3	<b>50.135</b>
74	139	5:16.966	4	<b>49.663</b>
94	139	6:06.543	5	<b>49.577</b>
114	139	6:56.241	6	49.698
134	139	7:46.110	7	49.869
136		8:04.864	FINISH	
153	139	8:36.132	8	50.022

Sous réserve du contrôle technique / Subject to scrutineering

T mekeeper 

Clerk of the course



## 2009 CIK-FIA ASIA-PACIFIC CHAMPIONSHIP (Suzuka)

### KF2

#### Essais Qualificatifs Séance 1 Série 2 / Qualifying Practice Session 1 Series 2

#### Historique / Records

Seq	N°	Heure	Tour	Temps
Seq	No.	Hour	Lap	Time

#### 101 Zimin, Maxim

1	START			
13	101	1:49.375	1	
32	101	2:39.618	2	<b>50.243</b>
51	101	3:29.075	3	<b>49.457</b>
70	101	4:18.239	4	<b>49.164</b>
89	101	5:07.485	5	49.246
107	101	5:56.497	6	<b>49.012</b>
123	101	6:45.869	7	49.372
140	101	7:34.911	8	49.042
152		8:14.722	FINISH	
153	101	8:24.197	9	49.286

#### 102 Tiene, Felice

1	START			
9	102	1:47.403	1	
28	102	2:37.647	2	<b>50.244</b>
47	102	3:26.832	3	<b>49.185</b>
66	102	4:15.655	4	<b>48.823</b>
84	102	5:04.330	5	<b>48.675</b>
102	102	5:53.094	6	48.764
127	102	6:50.826	7	57.732
143	102	7:39.609	8	48.783
152		8:14.722	FINISH	
154	102	8:28.533	9	48.924

#### 106 Lynn, Alexander

1	START			
16	106	1:51.033	1	
34	106	2:41.184	2	<b>50.151</b>
53	106	3:30.433	3	<b>49.249</b>
72	106	4:19.480	4	<b>49.047</b>
90	106	5:08.417	5	<b>48.937</b>
108	106	5:57.312	6	<b>48.895</b>
125	106	6:47.262	7	49.950
142	106	7:36.375	8	49.113
152		8:14.722	FINISH	

#### 108 Patrono, iacomo

1	START			
10	108	1:48.348	1	

Seq	N°	Heure	Tour	Temps
Seq	No.	Hour	Lap	Time

29	108	2:38.621	2	<b>50.273</b>
48	108	3:28.001	3	<b>49.380</b>
67	108	4:16.915	4	<b>48.914</b>
85	108	5:05.648	5	<b>48.733</b>
104	108	5:55.065	6	49.417
121	108	6:43.869	7	48.804
138	108	7:32.843	8	48.974
152		8:14.722	FINISH	

#### 112 Lathoras, Pasin

1	START			
23	112	1:58.173	1	
39	112	2:49.164	2	<b>50.991</b>
58	112	3:39.461	3	<b>50.297</b>
78	112	4:30.044	4	50.583
97	112	5:20.191	5	<b>50.147</b>
116	112	6:10.553	6	50.362
133	112	7:00.734	7	50.181
149	112	7:50.820	8	<b>50.086</b>
152		8:14.722	FINISH	
160	112	8:41.016	9	50.196

#### 115 Taylor, Mackenzie

1	START			
21	115	1:57.995	1	
44	115	2:50.883	2	<b>52.888</b>
62	115	3:40.852	3	<b>49.969</b>
79	115	4:30.240	4	<b>49.388</b>
96	115	5:19.290	5	<b>49.050</b>
114	115	6:08.277	6	<b>48.987</b>
131	115	6:57.546	7	49.269
147	115	7:46.643	8	49.097
152		8:14.722	FINISH	
158	115	8:35.787	9	49.144

#### 116 Vigano, Matteo

1	START			
14	116	1:50.872	1	
33	116	2:40.703	2	<b>49.831</b>
52	116	3:29.687	3	<b>48.984</b>
71	116	4:18.440	4	<b>48.753</b>
88	116	5:06.953	5	<b>48.513</b>



2009 CIK-FIA ASIA-PACIFIC CHAMPIONSHIP (Suzuka)

KF2

Essais Qualificatifs Séance 1 Série 2 / Qualifying Practice Session 1 Series 2

Historique / Records

Seq Seq	N° No.	Heure Hour	Tour Lap	Temps Time
106	116	5:55.545	6	48.592
122	116	6:45.190	7	49.645
139	116	7:33.791	8	48.601
152		8:14.722	FINISH	

### 117 Kose, Shoya

1	START			
27	117	2:05.883	1	
45	117	2:57.462	2	51.579
64	117	3:46.619	3	49.157
82	117	4:35.563	4	48.944
100	117	5:24.362	5	48.799
118	117	6:13.130	6	48.768
135	117	7:01.964	7	48.834
152		8:14.722	FINISH	

### 119 Osada, Kazumi

1	START			
3	119	1:02.160	1	
18	119	1:53.499	2	51.339
37	119	2:43.623	3	50.124
56	119	3:33.752	4	50.129
74	119	4:23.617	5	49.865
92	119	5:13.344	6	49.727
110	119	6:03.093	7	49.749
128	119	6:52.824	8	49.731
144	119	7:42.512	9	49.688
152		8:14.722	FINISH	
155	119	8:32.494	10	49.982

### 120 Marcelo, J. Stefano

1	START			
12	120	1:49.035	1	
31	120	2:39.282	2	50.247
50	120	3:28.527	3	49.245
69	120	4:17.410	4	48.883
87	120	5:06.316	5	48.906
105	120	5:55.221	6	48.905
124	120	6:46.046	7	50.825
141	120	7:35.129	8	49.083
152		8:14.722	FINISH	

### 121 Kanamaru, Yu

1	START			

Seq Seq	N° No.	Heure Hour	Tour Lap	Temps Time
11	121	1:48.729	1	
30	121	2:38.841	2	50.112
49	121	3:28.189	3	49.348
68	121	4:17.098	4	48.909
86	121	5:05.862	5	48.764
103	121	5:54.695	6	48.833
120	121	6:43.344	7	48.649
137	121	7:32.041	8	48.697
152		8:14.722	FINISH	

### 123 Cheever, Eduard

1	START			
15	123	1:51.017	1	
36	123	2:42.483	2	51.466
55	123	3:32.485	3	50.002
152		8:14.722	FINISH	

### 124 Blundell, eorge

1	START			
8	124	1:10.587	1	
25	124	2:00.785	2	50.198
43	124	2:50.173	3	49.388
59	124	3:39.621	4	49.448
76	124	4:29.010	5	49.389
94	124	5:17.990	6	48.980
112	124	6:06.862	7	48.872
129	124	6:56.004	8	49.142
145	124	7:44.913	9	48.909
152		8:14.722	FINISH	
156	124	8:33.859	10	48.946

### 125 Nakayama, Fumiya

1	START			
2	125	59.457	1	
17	125	1:52.849	2	53.392
35	125	2:42.183	3	49.334
54	125	3:31.391	4	49.208
73	125	4:20.507	5	49.116
91	125	5:09.449	6	48.942
109	125	5:58.413	7	48.964
126	125	6:47.636	8	49.223
152		8:14.722	FINISH	



2009 CIK-FIA ASIA-PACIFIC CHAMPIONSHIP (Suzuka)

KF2

Essais Qualificatifs Séance 1 Série 2 / Qualifying Practice Session 1 Series 2

Historique / Records

Seq	N°	Heure	Tour	Temps
Seq	No.	Hour	Lap	Time

**127 Indra Payoong, Nanin**

1	START			
26	127	2:02.736	1	
46	127	2:59.334	2	<b>56.598</b>
65	127	3:49.057	3	<b>49.723</b>
83	127	4:38.420	4	<b>49.363</b>
101	127	5:27.427	5	<b>49.007</b>
119	127	6:16.434	6	49.007
136	127	7:05.547	7	49.113
151	127	7:54.810	8	49.263
152		8:14.722		FINISH

**131 Iwai, Akari**

1	START			
6	131	1:03.728	1	
19	131	1:54.720	2	<b>50.992</b>
38	131	2:44.603	3	<b>49.883</b>
57	131	3:34.485	4	<b>49.882</b>
75	131	4:24.387	5	49.902
93	131	5:14.413	6	50.026
111	131	6:04.610	7	50.197
152		8:14.722		FINISH

**138 Mehta, Bryan Homi**

1	START			
7	138	1:07.467	1	
24	138	1:59.540	2	<b>52.073</b>
41	138	2:49.750	3	<b>50.210</b>
60	138	3:39.834	4	<b>50.084</b>
77	138	4:29.224	5	<b>49.390</b>
95	138	5:18.294	6	<b>49.070</b>
113	138	6:07.306	7	<b>49.012</b>
130	138	6:56.667	8	49.361
146	138	7:45.684	9	49.017
152		8:14.722		FINISH
157	138	8:34.857	10	49.173

**140 Morishita, Shogo**

1	START			
5	140	1:03.619	1	
22	140	1:58.066	2	<b>54.447</b>
40	140	2:49.384	3	<b>51.318</b>
61	140	3:40.432	4	<b>51.048</b>
80	140	4:30.779	5	<b>50.347</b>

Seq	N°	Heure	Tour	Temps
Seq	No.	Hour	Lap	Time

98	140	5:20.391	6	<b>49.612</b>
115	140	6:10.184	7	49.793
132	140	7:00.114	8	49.930
148	140	7:49.868	9	49.754
152		8:14.722		FINISH
159	140	8:39.777	10	49.909

**141 Fujimatsu, aku**

1	START			
4	141	1:03.225	1	
20	141	1:57.654	2	<b>54.429</b>
42	141	2:49.972	3	<b>52.318</b>
63	141	3:41.241	4	<b>51.269</b>
81	141	4:31.093	5	<b>49.852</b>
99	141	5:21.039	6	49.946
117	141	6:10.805	7	<b>49.766</b>
134	141	7:00.806	8	50.001
150	141	7:50.907	9	50.101
152		8:14.722		FINISH
161	141	8:41.430	10	50.523

Sous réserve du contrôle technique / Subject to scrutineering

T mekeeper



Clerk of the course



2009 CIK-FIA ASIA-PACIFIC CHAMPIONSHIP (Suzuka)  
KF2

Essais Qualificatifs Séance 2 Série 1 / Qualifying Practice Session 2 Series 1  
Historique / Records

Seq	N°	Heure	Tour	Temps
Seq	No.	Hour	Lap	Time

**110 Suvanto, Petri**

2	START			
4	110	1:09.360	1	
11	110	2:18.601	2	<b>1:09.241</b>
16	110	3:09.048	3	<b>50.447</b>
21	110	3:58.627	4	<b>49.579</b>
26	110	4:48.064	5	<b>49.437</b>
30	110	5:37.722	6	49.658
36	110	6:38.175	7	1:00.453
42		8:09.447		FINISH

**114 Wright, Luke**

2	START			
6	114	1:10.143	1	
10	114	2:17.408	2	<b>1:07.265</b>
15	114	3:07.995	3	<b>50.587</b>
20	114	3:57.803	4	<b>49.808</b>
25	114	4:47.563	5	<b>49.760</b>
29	114	5:37.593	6	50.030
37	114	6:38.648	7	1:01.055
40	114	7:28.543	8	49.895
42		8:09.447		FINISH
43	114	8:18.432	9	49.889

**132 Miyazawa, Kazuki**

2	START			
8	132	1:54.232	1	
13	132	2:45.125	2	<b>50.893</b>
18	132	3:35.600	3	<b>50.475</b>
23	132	4:26.010	4	<b>50.410</b>
28	132	5:16.347	5	<b>50.337</b>
33	132	6:06.610	6	<b>50.263</b>
38	132	6:56.835	7	<b>50.225</b>
41	132	7:47.068	8	50.233
42		8:09.447		FINISH
44	132	8:37.605	9	50.537

**137 Hirakawa, Ryo**

2	START			
3	137	51.334	1	
7	137	1:41.798	2	<b>50.464</b>

Seq	N°	Heure	Tour	Temps
Seq	No.	Hour	Lap	Time

12	137	2:31.364	3	<b>49.566</b>
17	137	3:20.710	4	<b>49.346</b>
22	137	4:09.749	5	<b>49.039</b>
27	137	4:58.956	6	49.207
32	137	5:48.156	7	49.200
35	137	6:37.768	8	49.612
42		8:09.447		FINISH

**139 Reveille, Jonathan**

2	START			
5	139	1:09.595	1	
9	139	2:11.378	2	<b>1:01.783</b>
14	139	3:02.421	3	<b>51.043</b>
19	139	3:53.111	4	<b>50.690</b>
24	139	4:43.396	5	<b>50.285</b>
31	139	5:38.463	6	55.067
34	139	6:29.545	7	51.082
39	139	7:20.034	8	50.489
42		8:09.447		FINISH

Sous réserve du contrôle technique / Subject to scrutineering

T mekeeper



Clerk of the course



2009 CIK-FIA ASIA-PACIFIC CHAMPIONSHIP (Suzuka)  
KF2

Essais Qualificatifs Séance 2 Série 2 / Qualifying Practice Session 2 Series 2  
Historique / Records

Seq	N°	Heure	Tour	Temps
Seq	No.	Hour	Lap	Time

**123 Cheever, Eduard**

1				START
3	123	1:00.390	1	
6	123	1:50.406	2	<b>50.016</b>
9	123	2:39.893	3	<b>49.487</b>
12	123	3:30.504	4	50.611
14	123	4:20.132	5	49.628
16	123	5:09.873	6	49.741
20		8:01.022		FINISH

**126 Kubo, Rintaro**

1				START
2	126	58.739	1	
5	126	1:49.230	2	<b>50.491</b>
8	126	2:39.539	3	<b>50.309</b>
11	126	3:29.661	4	<b>50.122</b>
15	126	4:20.545	5	50.884
17	126	5:10.358	6	<b>49.813</b>
18	126	6:00.707	7	50.349
19	126	6:50.550	8	49.843
20		8:01.022		FINISH

**138 Mehta, Bryan Homi**

1				START
4	138	1:02.233	1	
7	138	1:52.572	2	<b>50.339</b>
10	138	2:42.608	3	<b>50.036</b>
13	138	3:32.487	4	<b>49.879</b>
20		8:01.022		FINISH

Sous réserve du contrôle technique / Subject to scrutineering

T mekeeper



Clerk of the course



# Participants' List



CIK-FIA Asia-Pacific KF2 Championship  
Suzuka (J) - 21-24.05.2009



## 2009 CIK-FIA ASIA-PACIFIC CHAMPIONSHIP (Suzuka)

### KF2

#### Liste des Participants / List of Participants

N° No.	Concurrent Entrant	Nat	Pilote Driver	Nat	Chassis / Moteur / Pneus Chassis / Engine / Tyres
101	Ricky Flynn Motorsport		Zimin, Maxim		FA Kart / Vortex / Dunlop
102	Kosmic Racing Dept		Tiene, Felice		Kosmic / Vortex / Dunlop
103	Tony Kart Racing Team		D'Agosto, Ignazio		Tony Kart / Vortex / Dunlop
104	Chiesa Corse		Da Luz, David Manuel Tomas		Zanardi / Parilla / Dunlop
105	Tony Kart Junior RT		Lock, Chris		Tony Kart / Vortex / Dunlop
106	Ricky Flynn Motorsport		Lynn, Alexander		FA Kart / Vortex / Dunlop
107	Intrepid Kart Technology Srl		Maisano, Brandon		Intrepid / TM / Dunlop
108	Birel Motorsport		Patrono, Giacomo		Birel / Parilla / Dunlop
109	Tony Kart Racing Team		Smarrazzo, Aniello		Tony Kart / Vortex / Dunlop
110	Birel Motorsport		Suvanto, Petri		Birel / Parilla / Dunlop
111	Tony Kart Junior RT		Cooper, Ben		Tony Kart / Vortex / Dunlop
112	Simon Racing Team		Lathoras, Pasin		Maddox / Vortex / B'stone
113	Higuchi Racing Team		Sawabe, Kouta		RK / Parilla / Dunlop
114	Tony Kart Junior RT		Wright, Luke		Tony Kart / Vortex / Dunlop
115	Ricky Flynn Motorsport		Taylor, Mackenzie		FA Kart / Vortex / Dunlop
116	Birel Motorsport		Vigano, Matteo		Birel / Parilla / Dunlop
117	Trenta Quattro Nara		Kose, Shoya		Maranello / Parilla / Dunlop
118	Kosmic Racing Dept		Mitchell, Gilbert		Kosmic / Vortex / Dunlop
119	Team Hirano		Osada, Kazumi		CRG / Vortex / Dunlop
120	Tony Kart Racing Team		Marcelo, J. Stefano		Tony Kart / Vortex / Dunlop
121	Tony Kart Racing Team		Kanamaru, Yu		Tony Kart / Vortex / Dunlop
122	Tony Kart Junior RT		Beretta, Matteo		Tony Kart / Vortex / Dunlop
123	Trenta Quattro Nara		Cheever, Eduard		Maranello / Parilla / Dunlop
124	Trenta Quattro Nara		Blundell, George		Maranello / Maxter / Dunlop
125	CRG Japan		Nakayama, Fumiya		CRG / Maxter / B'stone
126	Sugiyama Racing		Kubo, Rintaro		CRG / Vortex / Dunlop
127	Thirty's Racing		Indra Payoong, Nanin		Tony Kart / Vortex / Dunlop
128	Kosmic Racing Japan		Matsushita, Nobuharu		Kosmic / Vortex / B'stone
129	Peter-Pan		Yokoyama, Naoki		Maranello / Maxter / Dunlop
130	Silkroad Racing Team		Kurosawa, Hayato		CRG / Maxter / B'stone
131	Osaka Kart Club		Iwai, Akari		Kosmic / Parilla / B'stone
132	Tech Miyazawa		Miyazawa, Kazuki		Arrow / Vortex / Dunlop
133	CRG Japan		Fujie, Ryuya		CRG / Maxter / Dunlop
134	Birel Parilla Racing Team		Suto, Kohei		Birel / Parilla / Dunlop
135	Birel Pacific Motor Sport		Ohtsu, Hiroki		Birel / Parilla / B'stone
136	Weed Criff		Iijima, Soichiro		DR / Maxter / B'stone
137	Masuda Racing Project		Hirakawa, Ryo		Spirit / Parilla / Dunlop
138	Birel Pacific Motor Sport		Mehta, Bryan Homi		Birel / Parilla / Dunlop
139	Birel Parilla Racing Team		Reveille, Jonathan		Birel / Parilla / Dunlop
140	Harada Kart Club		Morishita, Shogo		FA Kart / Vortex / B'stone
141	Harada Kart Club		Fujimatsu, Gaku		FA Kart / Vortex / B'stone

41 Concurrents / Competitors

Steward #1

Steward #2

Steward #3



# Participants' List



CIK-FIA Asia-Pacific KF2 Championship  
Suzuka (J) - 21-24.05.2009



## 2009 CIK-FIA ASIA-PACIFIC CHAMPIONSHIP (Suzuka)

### KF2

#### Liste des inscrits / Entry list

N° No.	Concurrent Entrant	Nat	Pilote Driver	Nat	Chassis / Moteur / Pneus Chassis / Engine / Tyres
101	Ricky Flynn Motorsport		Zimin, Maxim		FA Kart / Vortex / Dunlop
102	Kosmic Racing Dept		Tiene, Felice		Kosmic / Vortex / Dunlop
103	Tony Kart Racing Team		D'Agosto, Ignazio		Tony Kart / Vortex / Dunlop
104	Chiesa Corse		Da Luz, David Manuel Tomas		Zanardi / Parilla / Dunlop
105	Tony Kart Junior RT		Lock, Chris		Tony Kart / Vortex / Dunlop
106	Ricky Flynn Motorsport		Lynn, Alexander		FA Kart / Vortex / Dunlop
107	Intrepid Kart Technology Srl		Maisano, Brandon		Intrepid / TM / Dunlop
108	Birel Motorsport		Patrono, Giacomo		Birel / Parilla / Dunlop
109	Tony Kart Racing Team		Smarrazzo, Aniello		Tony Kart / Vortex / Dunlop
110	Birel Motorsport		Suvanto, Petri		Birel / Parilla / Dunlop
111	Tony Kart Junior RT		Cooper, Ben		Tony Kart / Vortex / Dunlop
112	Simon Racing Team		Lathoras, Pasin		Maddox / Vortex / B'stone
113	Higuchi Racing Team		Sawabe, Kouta		RK / Parilla / Dunlop
114	Tony Kart Junior RT		Wright, Luke		Tony Kart / Vortex / Dunlop
115	Ricky Flynn Motorsport		Taylor, Mackenzie		FA Kart / Vortex / Dunlop
116	Birel Motorsport		Vigano, Matteo		Birel / Parilla / Dunlop
117	Trenta Quattro Nara		Kose, Shoya		Maranello / Parilla / Dunlop
118	Kosmic Racing Dept		Mitchell, Gilbert		Kosmic / Vortex / Dunlop
119	Team Hirano		Osada, Kazumi		CRG / Vortex / Dunlop
120	Tony Kart Racing Team		Marcelo, J. Stefano		Tony Kart / Vortex / Dunlop
121	Tony Kart Racing Team		Kanamaru, Yu		Tony Kart / Vortex / Dunlop
122	Tony Kart Junior RT		Beretta, Matteo		Tony Kart / Vortex / Dunlop
123	Trenta Quattro Nara		Cheever, Eduard		Maranello / Parilla / Dunlop
124	Trenta Quattro Nara		Blundell, George		Maranello / Maxter / Dunlop
125	CRG Japan		Nakayama, Fumiya		CRG / Maxter / B'stone
126	Sugiyama Racing		Kubo, Rintaro		CRG / Vortex / Dunlop
127	Thirty's Racing		Indra Payoong, Nanin		Tony Kart / Vortex / Dunlop
128	Kosmic Racing Japan		Matsushita, Nobuharu		Kosmic / Vortex / B'stone
129	Peter-Pan		Yokoyama, Naoki		Maranello / Maxter / Dunlop
130	Silkroad Racing Team		Kurosawa, Hayato		CRG / Maxter / B'stone
131	Osaka Kart Club		Iwai, Akari		Kosmic / Parilla / B'stone
132	Tech Miyazawa		Miyazawa, Kazuki		Arrow / Vortex / Dunlop
133	CRG Japan		Fujie, Ryuya		CRG / Maxter / Dunlop
134	Birel Parilla Racing Team		Suto, Kohei		Birel / Parilla / Dunlop
135	Birel Pacific Motor Sport		Ohtsu, Hiroki		Birel / Parilla / B'stone
136	Weed Criff		Iijima, Soichiro		DR / Maxter / B'stone
137	Masuda Racing Project		Hirakawa, Ryo		Spirit / Parilla / Dunlop
138	Birel Pacific Motor Sport		Mehta, Bryan Homi		Birel / Parilla / Dunlop
139	Birel Parilla Racing Team		Reveille, Jonathan		Birel / Parilla / Dunlop
140	Harada Kart Club		Morishita, Shogo		FA Kart / Vortex / B'stone
141	Harada Kart Club		Fujimatsu, Gaku		FA Kart / Vortex / B'stone

41 Concurrents / Competitors